

**CENSUS OF POPULATION AND HOUSING, 30 JUNE 1976
COMMONWEALTH OF AUSTRALIA**

NOON 29 MAY 1979

**POPULATION AND DWELLINGS :
CROSS-CLASSIFIED TABLES**

NORTHERN TERRITORY

AUSTRALIAN BUREAU OF STATISTICS, CANBERRA, AUSTRALIA

Catalogue No. 2424.0

SUGGESTED CITATION

Australian Bureau of Statistics, 1976 Census : *Population and Dwellings* : *Cross-classified Tables* (2424.0)

PREFACE

Final results from the 1976 Census of Population and Housing are now being released in a series of bulletins covering single and cross-classified characteristics of population and dwellings.

This bulletin contains cross-classified data for the Northern Territory. Further cross-classified data will begin to be available from April 1979.

In an operation the size of the Census there are many ways for errors to find their way into the final results. As in other areas of statistics, much of the effort of statisticians is directed to devising procedures which prevent most errors from occurring or which detect and eliminate those which do occur. Despite such efforts, it is impracticable to eliminate every inaccuracy but special steps such as editing and quality control procedures are taken to measure and control the level of such inaccuracy. Thus while some minor errors and discrepancies may be evident in the final results, it is unlikely that they would have any practical significance in the interpretation of the Census data.

All census data are available on microfiche – see *Information Paper No. 3, Release of Data on Microfiche – Supplement* (2106.0).

Small area summary data and complex cross-classified data are also available on magnetic tape – see *Information Paper No. 6, Release of Data on Magnetic Tape* (2105.0) and *Information Paper No. 8, Collection District and Local Government Area Summary Files on Magnetic Tape* (2111.0).

Australian Bureau of Statistics
Belconnen. A.C.T. 2616

A.R. BAGNALL
Acting Australian Statistician

INQUIRIES

If you want to know more about these statistics, ring Mr Bruce Illingworth on Canberra 526006, or one of the offices listed in Appendix D.

CONTENTS

	<i>Page</i>
Explanatory Notes	vi
Introduction	vi
Scope	vi
Coverage	vii
Definitions	vii
Geographical Areas	vii
Tables 1-79, Population and Dwellings : Cross-classified Tables, Northern Territory	1
Appendix A: Table Content	38
Appendix B: Sampling Errors Associated with Census Estimates (Revised)	43
Appendix C: Facsimile of Census Questionnaire	50
Appendix D: List of Contact Points	55

EXPLANATORY NOTES

Introduction

This bulletin is one of a series which show final data for characteristics of the population and dwellings in the States, Territories and Australia as enumerated at the Census of 30 June 1976. The 79 tables generally show detailed cross-classified data for characteristics of the population further classified, where appropriate, by sex.

Where possible the full classification of each characteristic has been used but in some cases space allowed only a condensed classification to be used.

To allow comparison between the total population and the overseas born population, some tables on the same characteristics have been included for both these groups.

Final results of the 1976 Census were processed on a sample basis and are therefore subject to sampling error. Examination of the final data has shown that the sampling error is not as large as previously estimated. Consequently graphs for estimating the Relative Standard Error have been revised and appear, along with detailed notes on sampling errors associated with census estimates, in Appendix B. Extra copies of these notes may be obtained by contacting one of the ABS offices listed in Appendix D. Data for the Northern Territory are not subject to sampling error because all the schedules were processed.

Because of the nature of the processing system, there are minor differences between data contained in this series of bulletins and preliminary data published in the series *Population and Dwellings in Local Government Areas and Urban Centres (Preliminary)* (2401.0 – 2408.0), *Characteristics of the Population in Local Government Areas (Preliminary)* (2201.0 – 2208.0) and *Characteristics of the Population: States, Territories and Australia (Preliminary)* (2209.0). The total number of people shown for each State and Territory corresponds with that published in *Census of Population and Housing, 30 June 1976* (2402.9), which shows the total enumerated population of each State and Territory. Where statistics have been rounded, any discrepancies between sums of the component items and totals are due to rounding.

Scope

The 1976 Census of Population and Housing aimed at enumerating every person who spent Census night, 30 June 1976, in Australia, including people on vessels in or between Australian ports, on board long-distance trains, buses or aircraft, and every dwelling, whether occupied or unoccupied.

The Census was conducted on a *de facto* basis, i.e. people were enumerated where they were on census night, and this may not have been where they usually lived. *Visitors* to Australia were enumerated if they were in Australia on census night, regardless of how long ago they had arrived or how long they planned to stay. *Australian residents* out of the country on census night were excluded from the count.

Diplomatic personnel and their families are, by definition, out of scope of the census, as are diplomatic residences, including all people resident therein on census night. In 1976 there were 3,316 diplomatic personnel and their families resident in Australia. The number of diplomatic personnel and their families resident in each State and Territory for 1976 were as follows: New South Wales 723, Victoria 399, Queensland 59, South Australia 19, Western Australia 62, Australian Capital Territory 2,054.

Coverage

As mentioned above, the census aims at enumerating every person and dwelling excluding diplomatic personnel and their residences, in Australia on Census night, 30 June 1976.

While every effort is made to minimise under-enumeration, some inevitably remains for various reasons (e.g. inadvertent omission of very young children, treatment by the collector of an occupied dwelling as unoccupied). Refusal by householders to complete the Census Schedule is not a significant cause of under-enumeration as estimates by the Collector are used in such cases.

The adjustment for under-enumeration, to the census figures "as recorded" is estimated to be 2.71 per cent for Australia as a whole, but the figure varies not only from State to State but also between areas within States. For the estimated degree of under-enumeration in each State and Territory, see *Population of States and Territories Adjusted for Under-enumeration as Shown by Post-enumeration Survey* (2212.0). The data contained in this bulletin and its companion tables are not adjusted for under-enumeration.

Definitions

Dwellings – For census purposes, dwellings are divided into two groups: occupied and unoccupied. Occupied dwellings can be either private or non-private whilst the unoccupied belong to the private category.

- (i) An occupied private dwelling is defined as the premises occupied by a household on census night (for definition of *household* see below). A *private dwelling* is normally a house, room or flat but can also be a tent, houseboat, or caravan if standing on its own block of land and not occupied by members of the same household resident in an adjacent dwelling. It is important to remember that the census definition of a private dwelling means that the total number of dwellings may be more than the total number of known dwelling structures in any given area (see *Household* below). *Non-private dwellings* are hotels, motels, hostels, boarding houses, gaols, religious and charitable institutions, defence establishments and other communal dwellings. Usually the occupants of such dwellings use communal facilities (such as hotel dining rooms or mess halls) attached to the particular establishment. A caravan situated in a caravan park (whether

permanently or temporarily) is treated as part of a non-private dwelling as are self-contained units provided by commercial enterprises such as hotels, motels and guest-houses.

- (ii) An unoccupied dwelling is a structure built specifically for living purposes and capable of being lived in but unoccupied at the time of the census. Vacant houses, holiday houses, huts, cabins (other than seasonal workers' quarters) and houseboats are counted as unoccupied dwellings but vacant tents, garages and caravans (if not normally occupied) are not. Also included are dwellings vacant because they have been newly completed, vacant for demolition or repair, dwellings to let and dwellings where all members of the household were absent on census night.

Household – For census purposes, a household is either a person living alone or a group of people living together as a single domestic unit with common eating arrangements. It is therefore possible for more than one household to live in one house or other dwelling structure. For example, a lodger who lives with a family and provides all his own food is not a member of the family's household but constitutes a separate household and therefore completes a separate householder's schedule. As an occupied private dwelling is defined as the premises occupied by a household on census night (see above), the number of households and the number of occupied private dwellings is identical. It is possible therefore for the number of occupied private dwellings, as defined for census purposes, in an area to be greater than the known number of dwelling structures.

Migratory – People enumerated on board vessels in or between Australian ports, or on board long-distance trains, buses or aircraft are classified as Migratory. Such people are not included in the population of specific LGA's, but are shown as a balancing item in the population of a State or Territory. By definition, there is no Migratory population in the Australian Capital Territory.

Campers Out – People who spent census night in the open in cars, caravans or trucks pulled up at the side of the road for that night only, or people in other temporary camps or accommodation erected for that night only are classified as campers out. Such people are included in the population of the LGA in which they were enumerated.

Geographical Areas

Information from the census is available at various levels of geographical detail. Information at other levels may be made available on request. Some of the principal levels are described below:

Collection District (CD) –

The CD is the smallest geographical area used in the collection and dissemination of census data. A CD is an area containing approximately 300 dwellings in urban areas and fewer in rural areas.

Local Government Area (LGA) –

This is the principal tabulation unit used in the publication of census data. LGA's correspond in all but a few instances to legal Local Government Authority areas as defined at 31 January 1976.

Statistical Division –

Statistical Divisions are designed to be reasonably homogeneous regions characterised by identifiable social and economic links between the inhabitants and between the economic units within the region, under the unifying influence of one or more major towns or cities.

Statistical Subdivision –

Statistical Subdivisions are delineated in most States on the same basis as Statistical Divisions but as portions of the latter.

Statistical District –

Statistical Districts have been delineated in respect of urban centres with a population of 25,000 or more, using concepts and criteria similar to those for Capital City Statistical Divisions.

Section of State

This identifies geographic areas, which are aggregations of CD's, on a basis which ignores legal boundaries. Section of State boundaries are drawn for statistical purposes only and the components of each Section within a State or Territory are generally not necessarily contiguous.

Five sections of State are recognised:

- (i) Major Urban – Urban Centres with a population of 100,000 or more.
- (ii) Other Urban – Urban Centres with a population of 1,000 to 99,999.
- (iii) Bounded Rural Locality – Population clusters of 200 - 999
- (iv) Rural Balance.
- (v) Migratory (see above for definition).

The urban centres designated as Major Urban at the 1976 Census are:

- N.S.W. – Sydney, Newcastle, Wollongong, Canberra (part), Gold Coast (part)
- Vic. – Melbourne, Geelong
- Qld – Brisbane, Gold Coast (part)
- S.A. – Adelaide
- W.A. – Perth
- Tas. – Hobart
- A.C.T. – Canberra (part)

NORTHERN TERRITORY. CENSUS 3: JUNE 1976

TABLE 1. AGE BY MARITAL STATUS, POPULATION 15 AND OVER

AGE (YEARS)	NEVER MARRIED		NOW MARRIED		PERMANENTLY SEPARATED		DIVORCED		WIDOWED		TOTAL	
	MALES	FEMALES	MALES	FEMALES	MALES	FEMALES	MALES	FEMALES	MALES	FEMALES	MALES	FEMALES
15-19	3692	2896	113	702	0	16	..	3	..	6	3811	3623
20-24	3621	1764	1733	2999	91	147	19	51	..	31	5464	4992
25-29	2092	775	3921	4226	217	228	125	114	0	45	6361	5388
30-34	1684	521	3758	3295	213	184	138	95	19	81	5212	3952
35-39	542	181	3013	2295	201	138	139	79	29	73	3924	2766
40-44	381	101	2152	1681	149	97	103	61	35	36	2820	2036
45-49	324	86	1897	1354	134	94	127	61	43	118	2495	1713
50-54	264	62	1542	1106	104	61	97	43	62	170	2069	1442
55-59	139	49	1051	744	65	49	70	41	69	199	1464	1082
60-64	90	23	805	524	51	39	45	26	73	279	1064	907
65-69	61	16	483	305	33	27	16	17	79	244	672	616
70-74	40	16	246	125	6	6	6	7	40	182	378	338
75-79	26	7	113	49	12	3	8	..	39	111	198	174
80-84	5	3	37	17	1	1	23	44	66	65
85-89	3	2	16	3	1	..	7	18	27	23
90-94	2	2	..	1	3	9	7	12
95-99	2	3	2	3
100-104	1	1	1	1	2
105 AND OVER

TABLE 2. AGE BY MARITAL STATUS, OVERSEAS-BORN POPULATION 15 AND OVER

AGE (YEARS)	NEVER MARRIED		NOW MARRIED		PERMANENTLY SEPARATED		DIVORCED		WIDOWED		TOTAL	
	MALES	FEMALES	MALES	FEMALES	MALES	FEMALES	MALES	FEMALES	MALES	FEMALES	MALES	FEMALES
15-19	448	393	7	66	1	2	..	1	..	2	456	464
20-24	688	290	230	526	17	22	3	8	..	1	938	847
25-29	639	289	953	1037	40	44	35	30	..	8	1665	1328
30-34	444	77	1061	882	62	35	43	28	5	4	1615	1026
35-39	226	46	939	602	56	37	57	19	6	8	1286	712
40-44	143	33	664	413	52	24	40	16	8	13	903	492
45-49	110	24	567	309	38	19	39	15	9	11	763	378
50-54	95	17	387	269	22	13	38	13	12	26	594	335
55-59	36	11	248	170	13	5	24	9	16	33	337	228
60-64	31	4	168	82	11	5	13	10	17	42	246	143
65-69	18	4	96	39	8	3	5	6	9	38	136	90
70-74	11	2	31	21	2	1	1	6	19	45	64	75
75-79	5	1	15	5	2	2	4	..	7	19	33	27
80-84	4	..	8	..	1	7	5	20	5
85-89	1	1	1	4	2	5
90-94	2	..	2
95-99	1	..	1
100-104
105 AND OVER
TOTAL	2898	1111	5381	4619	333	205	382	161	118	262	9033	6158

TABLE 3. POPULATION BY AGE BY BIRTHPLACE

AGE (YEARS)	AUSTRALIA		UK AND EIRE		OTHER EUROPE		ASIA		OTHER		TOTAL	
	MALES	FEMALES	MALES	FEMALES	MALES	FEMALES	MALES	FEMALES	MALES	FEMALES	MALES	FEMALES
0-4	5395	5505	23	30	41	28	66	44	84	89	6198	5696
5-9	5461	5066	93	105	65	82	97	90	169	150	5881	5491
10-14	3908	3810	154	164	91	95	115	115	132	140	4392	4324
15-19	3355	3159	153	151	112	135	91	95	103	113	3811	3623
20-24	4526	4145	333	280	252	207	95	116	258	244	5464	4992
25-29	4675	4068	584	475	624	386	144	187	333	280	6360	5388
30-34	3597	2926	591	394	632	312	163	112	289	208	5212	3952
35-39	2638	2654	385	266	604	215	110	107	191	124	3924	2766
40-44	1917	1544	272	161	441	170	76	86	114	75	2820	2036
45-49	1732	1335	229	151	375	119	74	61	85	47	2495	1713
50-54	1515	1107	231	160	224	93	45	37	58	45	2069	1442
55-59	1067	854	165	110	137	50	36	35	29	33	1404	1082
60-64	824	764	188	69	86	30	19	18	27	26	1064	907
65 AND OVER	1696	1024	148	115	57	46	23	24	27	20	1351	1229
TOTAL	42295	37352	3669	2631	3703	1938	1388	1127	1892	1594	52447	44643

TABLE 4. POPULATION BY AGE BY HOLIDAY AWAY FROM HOME, ONE WEEK OR MORE IN LAST 12 MONTHS

AGE (YEARS)	YES		NO		NOT STATED		TOTAL	
	MALES	FEMALES	MALES	FEMALES	MALES	FEMALES	MALES	FEMALES
0-14	7806	7133	7219	7079	1446	1329	16472	15511
15-19	1853	1877	1635	1509	323	241	3811	3623
20-24	3155	2919	1884	1758	425	320	5464	4992
25-29	3547	3168	2269	1857	544	363	6360	5388
30-34	2839	2160	1872	1490	501	302	5212	3952
35-39	1957	1444	1563	1084	404	238	3924	2766
40-44	1356	980	1129	870	335	186	2820	2036
45-49	1198	907	1041	679	256	127	2495	1713
50-54	1087	835	789	514	273	93	2069	1442
55-59	696	642	521	368	187	72	1404	1082
60-64	554	540	388	363	122	64	1064	907
65 AND OVER	644	625	557	518	150	86	1351	1229
TOTAL	26614	23201	20868	18821	4966	3421	52447	44643

TABLE 5. POPULATION BY AGE BY LIFE ASSURANCE

AGE (YEARS)	INSURED		NOT INSURED		NOT STATED		TOTAL	
	MALES	FEMALES	MALES	FEMALES	MALES	FEMALES	MALES	FEMALES
0-4	1156	892	4545	4209	497	535	6198	5696
5-9	1283	1055	4076	3968	522	468	5881	5491
10-14	781	618	3211	3335	440	371	4392	4324
15-19	789	522	2674	2820	348	281	3811	3623
20-24	2301	1238	2757	3442	406	333	5464	4992
25-29	3272	1565	2497	3390	591	433	6360	5388
30-34	2788	1132	1962	2472	522	348	5212	3952
35-39	1896	680	1597	1814	431	272	3924	2766
40-44	1192	388	1296	1435	332	213	2820	2036
45-49	1043	280	1149	1280	263	153	2495	1713
50-54	721	211	1073	1114	275	117	2069	1442
55-59	440	170	769	828	195	84	1404	1082
60-64	282	84	648	736	134	87	1064	907
65 AND OVER	176	77	1007	1045	168	107	1351	1229
TOTAL	18121	8912	29242	34949	5884	3781	52447	44643

NORTHERN TERRITORY. CENSUS 30 JUNE 1976

TABLE 6. POPULATION BY AGE BY RACIAL ORIGIN

AGE (YEARS)	RACIAL ORIGIN										TOTAL	
	EUROPEAN		ABORIGINAL		TORRES STRAIT ISLANDER		OTHER		NOT STATED			
	MALES	FEMALES	MALES	FEMALES	MALES	FEMALES	MALES	FEMALES	MALES	FEMALES	MALES	FEMALES
0-4	3735	3440	1909	1749	13	12	147	105	39	33	6198	5696
5-9	3467	3233	1854	1751	13	11	141	142	406	354	5881	5491
10-14	2489	2387	1478	1535	6	7	115	126	332	249	4392	4326
15-19	2109	2329	1284	1236	9	13	112	90	297	258	3811	3623
20-24	3699	3409	1062	1050	13	10	127	127	563	336	5464	4992
25-29	4715	3906	779	860	16	9	135	169	715	444	6366	5388
30-34	3831	2813	677	670	8	14	104	131	592	324	5212	3952
35-39	2801	1805	543	601	11	4	104	113	466	243	3924	2756
40-44	1914	1240	477	531	11	5	70	71	349	189	2823	2036
45-49	1723	1057	386	445	4	5	63	50	319	156	2495	1713
50-54	1332	912	382	354	6	3	38	34	341	189	2069	1442
55-59	862	693	265	244	2	2	29	26	246	117	1414	1082
60-64	628	469	235	284	2	2	23	28	176	124	1064	907
65 AND OVER	641	608	453	441	4	3	31	21	222	156	1351	1229
TOTAL	33918	28002	11784	11751	118	97	1239	1233	5388	3559	52447	44643

TABLE 7. AGE BY AGE LEFT SCHOOL, POPULATION 15 AND OVER

AGE (YEARS)	AGE LEFT SCHOOL (YEARS)										DID NOT ATTEND.	STILL ATTEND.	NOT STATED	TOTAL	
	12 OR LESS	13	14	15	16	17	18	19 AND OVER							
MALES															
15-19	73	71	283	744	662	358	123	12	86	1675	324	3811			
20-24	109	92	326	1198	1293	953	562	236	153	10	561	5464			
25-29	179	123	526	1316	1382	915	590	302	201	6	820	6368			
30-34	163	125	587	1079	987	596	392	250	242	6	785	5212			
35-39	127	146	533	876	595	322	234	194	255	1	674	3924			
40-44	109	94	457	525	345	178	131	125	289	2	565	2820			
45-49	99	102	461	402	322	179	97	79	248	..	506	2495			
50-54	111	111	423	246	196	98	68	62	268	..	486	2069			
55-59	58	67	330	136	108	63	47	44	196	..	355	1404			
60-64	45	35	206	87	97	42	23	42	203	..	284	1064			
65 AND OVER	65	48	220	68	67	39	22	28	414	1	379	1351			
TOTAL	1138	1014	4349	6677	6054	3723	2259	1368	2555	1101	5739	35976			
FEMALES															
15-19	66	65	258	670	672	334	100	5	104	1041	308	3623			
20-24	114	89	292	1112	1331	968	411	118	145	8	404	4992			
25-29	133	98	427	1254	1276	876	364	177	219	3	561	5388			
30-34	118	89	454	952	823	441	207	116	256	4	492	3952			
35-39	87	81	378	625	452	246	120	81	291	4	401	2766			
40-44	64	57	296	394	262	162	68	44	316	1	372	2036			
45-49	56	58	305	292	234	112	52	26	298	1	279	1713			
50-54	49	41	333	197	180	92	43	24	247	1	235	1442			
55-59	33	40	260	138	89	58	33	18	203	..	210	1082			
60-64	22	31	164	97	66	29	25	11	246	..	214	907			
65 AND OVER	44	42	208	92	81	44	20	12	408	..	278	1229			
TOTAL	786	691	3375	5823	5466	3362	1443	632	2735	1463	3754	29131			

TABLE 8. AGE BY AGE LEFT SCHOOL, OVERSEAS-BORN POPULATION 15 AND OVER

AGE (YEARS)	AGE LEFT SCHOOL (YEARS)										DID NOT ATTEND.	STILL ATTEND.	NOT STATED	TOTAL	
	12 OR LESS	13	14	15	16	17	18	19 AND OVER							
MALES															
15-19	9	2	13	76	72	58	26	3	3	163	25	456			
20-24	35	13	47	182	197	169	124	73	14	5	79	938			
25-29	85	30	118	358	332	227	227	162	24	1	121	1685			
30-34	85	38	133	358	284	178	198	162	17	3	153	1615			
35-39	75	37	123	286	184	138	152	139	23	1	148	1286			
40-44	48	28	128	193	122	63	84	95	18	1	123	903			
45-49	48	27	174	99	112	69	59	58	17	..	100	763			
50-54	47	15	143	63	63	39	38	47	9	..	84	554			
55-59	16	13	105	38	28	25	27	26	7	..	52	337			
60-64	14	8	59	19	25	14	11	25	10	..	54	243			
65 AND OVER	21	12	63	13	23	14	10	16	11	..	72	255			
TOTAL	483	223	1124	1685	1443	994	936	806	153	174	1011	9033			
FEMALES															
15-19	14	5	13	78	96	46	22	2	6	159	23	464			
20-24	39	16	38	164	201	179	101	56	8	3	42	847			
25-29	69	24	64	258	304	230	165	127	13	2	72	1328			
30-34	64	19	91	241	193	140	121	89	11	2	55	1026			
35-39	47	25	57	172	106	97	80	65	10	1	52	712			
40-44	27	9	54	98	79	66	48	34	12	..	65	492			
45-49	23	10	87	57	58	36	36	19	12	..	43	378			
50-54	20	6	84	35	55	41	28	20	8	..	38	335			
55-59	14	6	64	28	26	19	20	15	7	..	29	228			
60-64	8	4	33	16	22	3	7	7	7	..	36	143			
65 AND OVER	28	8	41	18	27	12	10	4	11	..	54	265			
TOTAL	342	132	626	1165	1167	869	638	438	105	167	509	6158			

TABLE 9. AGE BY LICENSED TO DRIVE/RIDE, POPULATION 15 AND OVER

AGE (YEARS)	LICENSED TO DRIVE/RIDE										TOTAL	
	MOTOR CYCLE, SCOOTER		OTHER MOTOR VEHICLES		BOTH		NOT LICENSED		NOT STATED			
	MALES	FEMALES	MALES	FEMALES	MALES	FEMALES	MALES	FEMALES	MALES	FEMALES	MALES	FEMALES
15-19	155	39	837	719	470	93	1899	2297	530	475	3811	3623
20-24	101	41	2437	2611	1708	402	839	1611	379	327	5464	4992
25-29	62	44	3198	3210	1979	455	585	1274	544	405	6360	5388
30-34	55	38	2787	2395	1424	270	447	965	439	344	5212	3952
35-39	34	21	2193	1552	889	136	404	798	404	259	3924	2766
40-44	14	17	1530	1015	965	73	391	710	320	221	2820	2036
45-49	16	9	1445	810	435	65	320	666	279	163	2495	1713
50-54	16	9	1122	633	275	41	371	632	285	127	2069	1442
55-59	12	3	774	440	158	19	261	495	199	125	1414	1082
60-64	7	1	576	257	78	10	266	500	137	139	1064	907
65 AND OVER	8	5	509	265	57	2	572	828	245	189	1351	1229
TOTAL	433	227	17401	13848	8338	1566	6355	10716	3751	2774	35976	29131

NORTHERN TERRITORY. CENSUS 3, JUNE 1976

TABLE 10. AGE BY NUMBER OF PENSIONS RECEIVED, POPULATION 15 AND OVER

AGE (YEARS)	NONE		1		2		3 OR MORE		NOT STATED		TOTAL	
	MALES	FEMALES	MALES	FEMALES	MALES	FEMALES	MALES	FEMALES	MALES	FEMALES	MALES	FEMALES
15-19	3154	3014	93	150	1	2	563	449	3811	3623
20-24	4798	4369	203	249	5	1	458	373	5464	4992
25-29	5517	4724	191	244	9	3	643	417	6368	5388
30-34	4447	3371	105	205	2	3	578	373	5212	3952
35-39	3314	2293	127	189	1	1	482	283	3924	2766
40-44	2286	1634	152	179	5	2	377	221	2820	2036
45-49	1972	1330	102	217	4	3	336	163	2495	1713
50-54	1478	1117	262	296	15	10	310	118	2469	1442
55-59	948	685	234	283	12	12	210	161	1404	1082
60-64	593	272	291	539	31	20	141	76	1164	907
65-69	143	98	395	436	55	29	77	53	672	616
70-74	31	31	290	255	18	34	37	16	378	338
75 AND OVER	23	13	221	221	18	23	34	17	301	275
TOTAL	28712	22852	2826	3471	176	143	16	5	4246	2668	35376	29131

TABLE 11. POPULATION BY AGE BY NUMBER OF WAYS IN WHICH HANDICAPPED

AGE (YEARS)	NONE		1		2		3 OR MORE		NOT STATED		TOTAL	
	MALES	FEMALES	MALES	FEMALES	MALES	FEMALES	MALES	FEMALES	MALES	FEMALES	MALES	FEMALES
0-4	5653	5182	35	29	5	4	13	5	492	476	6198	5696
5-9	5313	5005	52	38	7	6	17	16	492	426	5881	5491
10-14	4937	3936	46	38	10	5	13	2	386	341	4392	4324
15-19	3362	3284	66	43	15	12	14	13	354	271	3811	3623
20-24	4815	4560	117	69	27	17	25	14	480	333	5464	4992
25-29	5540	4868	109	60	33	14	24	15	654	431	6368	5388
30-34	4483	3535	101	45	34	16	16	11	578	345	5212	3952
35-39	3330	2437	86	38	22	9	16	16	470	266	3924	2766
40-44	2340	1763	76	37	18	11	18	20	368	215	2820	2036
45-49	2077	1502	78	36	12	12	22	11	306	152	2495	1713
50-54	1623	1252	103	41	25	19	19	11	299	119	2469	1442
55-59	1155	899	79	51	18	8	20	17	232	117	1404	1082
60-64	782	736	89	46	28	12	11	17	154	96	1164	907
65 AND OVER	957	934	128	103	38	19	36	44	192	129	1351	1229
TOTAL	45269	39896	1165	674	292	163	264	212	5457	3697	52447	44643

TABLE 12. AGE BY INCOME, POPULATION 15 AND OVER

AGE (YEARS)	NIL	2 OR LESS	OVER 2-5	OVER 5-7	OVER 7-9	INCOME (\$,000)				NOT STATED	TOTAL	
						OVER 9-12	OVER 12-15	OVER 15-18	OVER 18			
MALES												
15-19	1400	215	808	568	186	66	19	4	8	545	3811	
20-24	388	142	511	1286	1468	761	214	78	44	880	5464	
25-29	277	74	360	896	1496	1464	592	238	130	837	6368	
30-34	189	63	277	705	1081	1061	614	321	208	693	5212	
35-39	117	57	250	566	808	744	423	216	199	550	3924	
40-44	127	43	219	434	524	459	260	141	162	451	2820	
45-49	116	52	206	376	456	413	241	113	152	373	2495	
50-54	167	71	211	315	362	294	150	91	115	353	2069	
55-59	86	65	174	205	263	178	75	47	66	245	1442	
60-64	78	108	194	171	147	93	40	19	36	178	1064	
65 AND OVER	123	342	474	66	40	23	8	8	9	42	1351	
TOTAL	3014	1232	3676	5588	6823	5549	2636	1274	1129	5657	35976	
FEMALES												
15-19	1535	363	708	394	66	13	2	544	3623	
20-24	1071	558	543	1191	569	256	30	2	3	770	4992	
25-29	1275	811	830	830	579	349	109	20	11	896	5388	
30-34	916	620	473	581	302	171	99	19	10	755	3952	
35-39	595	384	388	468	207	129	52	21	20	510	2766	
40-44	446	261	298	344	155	75	43	16	10	336	2036	
45-49	394	228	287	244	144	56	21	16	9	320	1713	
50-54	338	217	237	282	109	53	27	6	7	246	1442	
55-59	247	187	223	109	69	32	15	2	3	195	1082	
60-64	156	247	249	43	18	10	7	2	2	173	907	
65 AND OVER	175	336	478	27	5	6	2	..	2	198	1229	
TOTAL	7147	4218	4374	4433	2223	1150	405	98	79	5603	29131	

TABLE 13. AGE BY INCOME, OVERSEAS-BORN POPULATION 15 AND OVER

AGE (YEARS)	NIL	2 OR LESS	OVER 2-5	OVER 5-7	OVER 7-9	INCOME (\$,000)				NOT STATED	TOTAL	
						OVER 9-12	OVER 12-15	OVER 15-18	OVER 18			
MALES												
15-19	168	22	182	75	34	14	4	2	1	34	456	
20-24	45	23	43	235	245	156	49	22	14	60	938	
25-29	51	14	52	220	473	436	192	88	45	114	1685	
30-34	25	14	55	215	396	385	269	132	79	105	1615	
35-39	24	11	45	159	334	293	175	78	89	78	1286	
40-44	10	8	30	120	231	193	109	57	69	76	933	
45-49	18	14	35	111	184	155	84	38	67	57	763	
50-54	12	12	29	81	142	113	51	32	46	36	554	
55-59	9	8	21	54	83	60	32	13	26	31	337	
60-64	19	13	22	48	58	29	15	8	8	20	240	
65 AND OVER	34	68	77	11	8	4	3	2	3	47	255	
TOTAL	415	287	517	1329	2226	1838	923	472	447	658	3833	
FEMALES												
15-19	205	30	101	66	11	51	464	
20-24	237	53	83	228	93	44	7	1	1	110	847	
25-29	350	136	123	234	163	110	33	6	1	175	1328	
30-34	295	123	101	161	87	65	31	6	2	155	1026	
35-39	209	64	74	134	57	44	17	7	8	98	712	
40-44	117	39	68	105	42	18	16	3	6	78	492	
45-49	96	27	61	65	54	14	7	5	3	47	378	
50-54	87	30	43	68	34	18	11	2	2	40	335	
55-59	69	29	34	27	21	8	2	..	1	37	228	
60-64	29	28	10	11	5	2	2	1	2	33	143	
65 AND OVER	46	55	57	3	..	1	1	42	205	
TOTAL	1743	614	774	1102	564	314	126	31	27	866	6158	

NORTHERN TERRITORY. CENSUS 30 JUNE 1976

TABLE 14. AGE BY EMPLOYMENT STATUS, POPULATION 15 AND OVER

AGE (YEARS)	EMPLOYMENT STATUS						TOTAL	
	EMPLOYED		UNEMPLOYED		NOT IN LABOUR FORCE		MALES	FEMALES
	MALES	FEMALES	MALES	FEMALES	MALES	FEMALES	MALES	FEMALES
15-19	2457	1455	171	145	1563	2023	3811	3623
20-24	4572	2615	268	139	632	2038	5464	4992
25-29	5693	2790	168	74	499	2524	6360	5388
30-34	4718	2092	96	43	398	1817	5212	3952
35-39	3587	1540	71	27	266	1199	3924	2766
40-44	2483	1121	66	15	271	903	2820	2036
45-49	2206	895	57	16	232	802	2495	1713
50-54	1747	683	41	11	281	748	2069	1442
55-59	1126	414	29	6	249	662	1404	1082
60-64	668	141	9	1	387	765	1064	907
65 AND OVER	207	64	5	2	1139	1163	1351	1229
TOTAL	29066	14011	973	479	5937	14641	35976	29131

TABLE 15. AGE BY EMPLOYMENT STATUS, OVERSEAS-BORN POPULATION 15 AND OVER

AGE (YEARS)	EMPLOYMENT STATUS						TOTAL	
	EMPLOYED		UNEMPLOYED		NOT IN LABOUR FORCE		MALES	FEMALES
	MALES	FEMALES	MALES	FEMALES	MALES	FEMALES	MALES	FEMALES
15-19	261	212	15	28	180	224	456	466
20-24	810	470	42	32	86	345	938	847
25-29	1526	715	43	21	115	592	1685	1328
30-34	1480	532	38	17	97	477	1615	1026
35-39	1188	384	34	15	64	313	1286	712
40-44	854	287	9	6	40	199	963	492
45-49	709	226	12	7	42	145	763	378
50-54	503	189	13	5	38	141	554	335
55-59	296	91	8	2	33	135	337	228
60-64	178	35	3	1	59	107	240	143
65 AND OVER	47	11	1	..	207	194	255	285
TOTAL	7853	3152	218	134	962	2872	9033	6158

TABLE 16. AGE BY HIGHEST LEVEL OF QUALIFICATION OBTAINED, POPULATION 15 AND OVER

AGE (YEARS)	LEVEL OF QUALIFICATION										TOTAL
	HIGHER DEGREE	GRADUATE DIPLOMA	BACHELOR DEGREE	DIPLOMA	TECHNICIAN	TRADE	NOT CLASS BY		NOT STATED	NO QUALS.	
							LEVEL	IMAD. DESCRIBED			
MALES											
15-19	1	1	13	142	3	1	482	3248	3811
20-24	2	..	133	84	194	1127	31	1	616	3267	5464
25-29	27	28	265	219	331	1438	72	..	913	3167	6360
30-34	39	30	227	228	267	1061	66	..	840	2454	5212
35-39	33	18	126	127	163	858	39	..	736	1835	3924
40-44	15	15	59	94	84	479	43	..	601	1430	2820
45-49	22	16	50	77	110	446	33	..	537	1204	2495
50-54	9	11	47	74	78	310	25	..	503	1012	2669
55-59	9	8	24	32	40	195	18	..	389	689	1404
60-64	4	6	21	26	27	111	12	..	298	559	1064
65 AND OVER	3	6	13	18	21	95	9	..	388	798	1351
TOTAL	161	147	965	980	1328	6254	351	2	6223	19564	35976
FEMALES											
15-19	5	42	30	35	..	337	3174	3623
20-24	4	26	83	226	341	188	82	..	494	3554	4992
25-29	11	42	124	361	443	157	129	..	645	3476	5388
30-34	10	14	68	216	317	103	118	..	596	2520	3952
35-39	18	7	40	132	224	53	43	..	427	1834	2766
40-44	4	5	22	69	121	43	32	..	379	1361	2036
45-49	8	4	16	50	98	48	26	..	309	1162	1713
50-54	3	2	9	45	62	31	28	..	277	985	1442
55-59	..	2	8	26	40	20	21	..	243	722	1082
60-64	..	2	2	16	33	6	8	..	229	611	907
65 AND OVER	2	..	1	25	22	11	15	..	288	865	1229
TOTAL	52	98	373	1171	1743	682	527	..	4224	20261	29131

TABLE 17. AGE BY HIGHEST LEVEL OF QUALIFICATION OBTAINED, OVERSEAS-BORN POPULATION 15 AND OVER

AGE (YEARS)	LEVEL OF QUALIFICATION										TOTAL
	HIGHER DEGREE	GRADUATE DIPLOMA	BACHELOR DEGREE	DIPLOMA	TECHNICIAN	TRADE	NOT CLASS BY		NOT STATED	NO QUALS.	
							LEVEL	IMAD. DESCRIBED			
MALES											
15-19	2	23	46	385	456
20-24	2	2	28	9	49	226	11	..	84	527	938
25-29	13	9	74	67	79	484	34	..	173	752	1685
30-34	22	13	89	58	99	428	32	..	241	681	1615
35-39	22	13	56	40	67	375	21	..	191	501	1286
40-44	12	8	28	41	35	220	22	..	151	386	903
45-49	14	9	18	30	46	193	12	..	134	307	763
50-54	8	6	20	28	35	122	15	..	110	210	554
55-59	4	2	11	8	16	68	10	..	70	148	337
60-64	1	4	6	5	11	50	7	..	64	88	240
65 AND OVER	..	2	4	5	8	33	3	..	69	131	255
TOTAL	98	68	334	295	447	2214	167	..	1293	4116	9033
FEMALES											
15-19	9	3	5	..	36	411	466
20-24	4	2	22	29	58	30	26	..	65	611	847
25-29	7	12	61	68	134	43	51	..	115	817	1328
30-34	6	4	30	59	112	36	41	..	125	613	1026
35-39	7	3	21	38	86	21	17	..	74	445	712
40-44	3	2	15	22	36	15	14	..	74	311	492
45-49	5	2	8	16	27	9	9	..	62	240	378
50-54	2	..	4	16	28	8	5	..	57	215	335
55-59	..	2	3	9	12	7	8	..	45	142	228
60-64	2	3	10	3	2	..	39	84	143
65 AND OVER	1	..	1	6	4	3	6	..	58	126	285
TOTAL	35	27	167	286	516	178	184	..	750	4015	6158

NORTHERN TERRITORY, CENSUS 3, JUNE 1976

TABLE 18. EDUCATIONAL INSTITUTION NOW ATTENDING BY AGE, POPULATION 5 AND OVER

EDUCATIONAL INSTITUTION-	AGE (YEARS)										TOTAL	
	5-9		10-14		15-19		20-29		30 OR MORE		MALES	FEMALES
	MALES	FEMALES	MALES	FEMALES	MALES	FEMALES	MALES	FEMALES	MALES	FEMALES	MALES	FEMALES
SCHOOLS												
PRIMARY												
GOVERNMENT	2041	1893	894	843	11	8	5	2	7	4	2958	2750
CATHOLIC	353	357	93	154	5	8	451	519
OTHER DENOMINATION	73	91	30	25	6	189	116
NON-DENOMINATION
TOTAL	2467	2341	1017	1022	22	16	5	2	7	4	3518	3385
SECONDARY												
GOVERNMENT	19	13	794	821	542	558	4	3	1359	1395
CATHOLIC	190	101	58	59	248	160
OTHER DENOMINATION
NON-DENOMINATION
TOTAL	19	13	984	922	600	617	4	3	1607	1555
PRIMARY AND SECONDARY												
GOVERNMENT	330	305	258	266	58	47	1	..	647	618
CATHOLIC	3	..	3	6	..
OTHER DENOMINATION	..	5	4	2	2	1	6	8
NON-DENOMINATION	1	1	..
TOTAL	330	310	266	268	63	48	1	..	656	626
SPECIAL												
GOVERNMENT	784	705	598	637	138	113	2	2	1514	1457
CATHOLIC	99	96	86	85	26	23	211	284
OTHER DENOMINATION	51	67	42	43	3	5	96	115
NON-DENOMINATION
TOTAL	934	868	718	765	167	141	2	2	1821	1776
OVERSEAS SCHOOL	1	1	..
OTHER, NEC	2	..	1	1	5	7	1	2	1	..	10	10
TOTAL, SCHOOLS	3753	3532	2986	2978	857	829	12	9	9	4	7617	7352
OTHER INSTITUTIONS												
UNIVERSITY	11	9	60	48	43	30	114	87
CAE'S	10	66	49	71	44	23	103	160
TECHNICAL COLLEGES, ETC	1	..	13	3	49	21	38	8	101	32
TEACHING HOSPITALS	2	7	7	13	3	2	12	22
THEOLOGICAL COLLEGES	1	1
DEFENCE TRG INSTITUTIONS	2	..	2
OTHER EDUC INSTITUTIONS	1	2	..	3	105	64	256	275	198	240	620	584
BUSINESS, COACH COLLEGES	..	5	3	7	11	4	74	35	47	23	135	74
O/SEAS EDUC INSTITUTIONS	9	4	23	6	12	10	44	24
TOTAL, OTHER EDUC INST	1	7	4	10	223	157	520	478	385	336	1133	980
TYPE NOT STATED	1704	1602	1180	1148	681	576	1820	1477	4858	3113	14243	7916
NOT ATTENDING	423	350	222	188	2050	2061	9473	8424	15688	11674	27256	22698
GRAND TOTAL	5881	5491	4392	4324	3811	3623	11825	10381	20340	15128	46249	38946

TABLE 19. POPULATION BY BIRTHPLACE BY MARITAL STATUS

BIRTHPLACE	MARITAL STATUS										TOTAL	
	NEVER MARRIED		NOW MARRIED		PERMANENTLY SEPARATED		DIVORCED		WIDOWED		MALES	FEMALES
	MALES	FEMALES	MALES	FEMALES	MALES	FEMALES	MALES	FEMALES	MALES	FEMALES	MALES	FEMALES
AUSTRALIA	24818	19594	15486	15009	953	883	592	438	449	1426	42295	37352
NEW ZEALAND	437	264	349	326	29	21	29	12	16	15	824	638
UK AND EIRE	1212	712	1952	1629	126	94	128	79	51	117	3463	2631
GERMANY	151	48	333	220	31	16	16	15	5	14	536	313
GREECE	236	83	519	389	6	4	1	2	3	15	765	493
ITALY	175	41	339	185	11	4	11	5	8	11	544	246
MALTA	12	7	19	10	3	1	1	1	35	19
NETHERLANDS	71	47	213	172	24	4	15	4	2	1	321	233
POLAND	24	3	38	24	6	3	75	28
YUGOSLAVIA	155	10	129	72	15	4	10	2	4	3	313	91
OTHER EUROPE	460	159	547	306	46	21	52	13	13	44	1114	515
ASIA	551	428	486	618	23	24	15	13	4	14	1086	1127
AMERICA	362	235	334	313	11	4	14	5	5	5	725	575
AFRICA	74	59	88	82	0	7	4	5	1	1	177	158
OTHER COUNTRIES	128	147	35	73	2	1	..	1	..	1	166	223
TOTAL	28836	21837	20867	19429	1283	1088	894	599	567	1630	52447	44643

TABLE 20. POPULATION BY BIRTHPLACE BY AGE

BIRTHPLACE	AGE (YEARS)										TOTAL
	0-14	15-19	20-24	25-34	35-44	45-54	55-59	60-64	65 AND OVER		
MALES											
AUSTRALIA	15352	3355	4526	8272	4555	3247	1067	824	1696	42295	
NEW ZEALAND	99	21	171	325	119	52	11	12	14	824	
UK AND EIRE	270	153	333	1175	657	460	165	108	148	3469	
GERMANY	13	14	32	171	199	92	6	8	1	536	
GREECE	65	37	82	274	188	73	16	16	14	765	
ITALY	17	15	24	143	187	118	2	14	16	544	
MALTA	2	2	5	12	12	2	35	
NETHERLANDS	8	11	31	141	55	29	14	5	5	321	
POLAND	..	1	..	10	75	
YUGOSLAVIA	11	2	22	126	100	46	7	5	..	313	
OTHER EUROPE	81	30	56	385	287	184	38	28	25	1114	
ASIA	272	91	95	247	186	119	36	19	23	1088	
AMERICA	162	51	50	215	146	64	17	3	12	725	
AFRICA	20	12	21	62	17	22	1	2	4	177	
OTHER COUNTRIES	94	16	16	21	13	5	..	1	1	166	
TOTAL	16472	3811	5464	11573	6744	4564	1404	1464	1351	52447	
FEMALES											
AUSTRALIA	14379	3159	4145	6986	3598	2442	854	784	1124	37352	
NEW ZEALAND	102	38	141	216	73	34	12	18	4	638	
UK AND EIRE	293	151	280	1023	427	311	110	69	115	2631	
GERMANY	14	11	18	123	74	52	8	4	9	313	
GREECE	63	44	81	153	90	36	11	6	9	493	
ITALY	23	11	15	87	57	38	1	6	9	246	
MALTA	1	4	1	9	2	2	19	
NETHERLANDS	15	5	27	108	38	23	8	4	5	233	
POLAND	10	4	12	2	28	
YUGOSLAVIA	6	4	16	34	16	8	1	4	2	91	
OTHER EUROPE	83	26	49	174	114	49	12	6	12	515	
ASIA	249	95	116	299	193	98	35	18	24	1127	
AMERICA	132	49	53	187	88	39	15	4	6	575	
AFRICA	24	16	22	46	21	13	5	4	7	158	
OTHER COUNTRIES	121	10	28	39	17	6	1	..	1	223	
TOTAL	15511	3623	4992	9340	4832	3155	1082	917	1229	44643	

NORTHERN TERRITORY, CENSUS 3, JUNE 1976

TABLE 21. POPULATION BY BIRTHPLACE BY CITIZENSHIP

BIRTHPLACE	AUSTRALIA		OTHER COMMONWEALTH		NON-COMMONWEALTH		CITIZENSHIP STATELESS		NOT STATED		TOTAL	
	MALES	FEMALES	MALES	FEMALES	MALES	FEMALES	MALES	FEMALES	MALES	FEMALES	MALES	FEMALES
AUSTRALIA	42295	37352	42295	37352
NEW ZEALAND	74	67	731	561	19	10	824	630
UK AND EIRE	1099	796	2196	1716	114	70	4	3	50	46	3469	2631
GERMANY	341	211	6	9	18	86	3	3	0	4	536	313
GREECE	467	240	1	1	271	242	1	1	25	9	765	493
ITALY	325	142	5	2	192	98	3	..	13	4	544	246
MALTA	18	7	17	10	2	35	19
NETHERLANDS	261	172	5	4	52	52	..	1	3	4	321	233
POLAND	65	21	2	1	7	6	1	..	75	28
YUGOSLAVIA	175	52	2	..	120	37	10	2	313	91
OTHER EUROPE	601	251	5	14	446	214	22	16	40	20	1114	515
ASIA	547	565	171	202	237	221	107	119	26	20	1080	1127
AMERICA	75	56	88	89	525	434	30	18	7	8	725	575
AFRICA	108	83	38	45	21	22	8	6	2	2	177	150
OTHER COUNTRIES	120	170	21	35	2	7	..	1	15	10	166	223
TOTAL	46579	41165	3288	2669	2173	1459	178	160	223	141	52447	44643

TABLE 22. BIRTHPLACE BY AGE LEFT SCHOOL, POPULATION 15 AND OVER

BIRTHPLACE	AGE LEFT SCHOOL (YEARS)										TOTAL	
	12 OR LESS	13	14	15	16	17	18	19 AND OVER	DID NOT ATTEND.	STILL ATTEND.		NOT STATED
MALES												
AUSTRALIA	655	791	3225	4992	4611	2726	1323	562	2442	927	4728	26943
NEW ZEALAND	8	5	33	157	215	143	76	19	1	1	87	725
UK AND EIRE	18	43	563	911	616	345	266	97	12	38	293	3199
GERMANY	4	11	98	109	88	63	61	36	3	4	46	523
GREECE	222	69	65	74	43	18	24	14	49	9	113	704
ITALY	167	26	72	61	65	30	33	27	16	7	83	527
MALTA	3	14	4	4	1	..	2	..	5	33
NETHERLANDS	6	4	44	58	57	36	46	27	2	4	29	313
POLAND	..	3	10	7	6	4	7	18	..	1	19	75
YUGOSLAVIA	18	8	30	55	29	32	44	33	6	..	45	302
OTHER EUROPE	31	25	158	141	136	100	109	149	23	10	151	1033
ASIA	55	21	24	52	118	100	117	154	32	55	88	816
AMERICA	16	5	12	21	31	74	119	208	2	31	50	563
AFRICA	2	2	11	18	26	35	22	12	1	7	15	151
OTHER COUNTRIES	2	1	1	7	9	10	11	12	2	7	10	72
TOTAL	1138	1014	4349	6677	6054	3720	2259	1360	2555	1101	5739	35976
FEMALES												
AUSTRALIA	444	559	2749	4658	4299	2493	805	194	2630	896	3245	22973
NEW ZEALAND	..	1	18	117	174	143	47	6	1	6	31	536
UK AND EIRE	10	21	347	662	535	330	188	32	4	40	163	2332
GERMANY	1	5	44	69	55	42	37	13	..	3	30	299
GREECE	170	46	26	40	22	9	9	5	42	6	55	438
ITALY	65	18	21	27	20	14	11	4	7	5	25	223
MALTA	2	2	2	4	3	..	1	1	1	2	..	18
NETHERLANDS	3	1	35	50	43	37	23	14	..	1	11	218
POLAND	1	1	4	1	4	1	6	4	6	28
YUGOSLAVIA	6	2	12	14	15	6	11	11	8	85
OTHER EUROPE	9	10	42	57	71	47	70	62	11	5	48	432
ASIA	67	22	61	80	138	138	102	129	33	54	84	878
AMERICA	4	..	8	12	27	87	101	146	1	31	26	443
AFRICA	1	2	8	19	30	29	18	4	2	8	13	134
OTHER COUNTRIES	3	1	6	13	24	16	14	7	3	6	9	102
TOTAL	786	691	3375	5823	5466	3362	1443	632	2735	1063	3754	29131

TABLE 23. BIRTHPLACE BY INCOME, POPULATION 15 AND OVER

BIRTHPLACE	INCOME (\$,000)										TOTAL
	NIL	2 OR LESS	OVER 2-5	OVER 5-7	OVER 7-9	OVER 9-12	OVER 12-15	OVER 15-18	OVER 18	NOT STATED	
MALES											
AUSTRALIA	2599	1025	3159	4259	4597	3711	1713	798	662	4399	26943
NEW ZEALAND	26	13	43	109	145	167	79	52	47	47	725
UK AND EIRE	104	109	287	430	764	730	364	179	121	191	3199
GERMANY	17	6	23	81	152	126	45	22	16	35	523
GREECE	36	8	33	86	214	143	49	24	20	87	700
ITALY	21	8	27	93	151	104	32	13	15	63	527
MALTA	1	1	2	8	10	4	4	2	..	1	33
NETHERLANDS	11	7	15	32	81	71	48	16	7	25	313
POLAND	2	..	4	11	16	19	9	3	3	8	75
YUGOSLAVIA	5	2	17	58	97	62	23	11	6	21	302
OTHER EUROPE	38	20	64	175	291	193	87	54	33	76	1033
ASIA	86	18	42	164	181	107	80	42	50	54	816
AMERICA	49	19	33	48	73	75	70	46	115	35	563
AFRICA	11	2	3	19	36	25	28	8	13	6	151
OTHER COUNTRIES	8	2	7	15	15	12	5	..	1	7	72
TOTAL	3014	1232	3676	5588	6823	5549	2636	1276	1129	5657	35976
FEMALES											
AUSTRALIA	5407	3604	3680	3331	1659	836	279	67	52	4137	22973
NEW ZEALAND	114	62	68	113	53	46	13	4	4	59	536
UK AND EIRE	538	296	334	440	281	122	57	13	6	245	2332
GERMANY	69	29	42	57	35	17	5	45	299
GREECE	177	33	28	23	4	4	1	2	1	157	430
ITALY	69	15	31	33	5	5	3	62	223
MALTA	6	3	6	3	18
NETHERLANDS	53	19	30	47	20	14	2	..	1	32	218
POLAND	5	3	4	8	2	2	1	3	28
YUGOSLAVIA	30	7	8	17	2	2	2	17	85
OTHER EUROPE	126	26	62	80	33	19	10	4	..	72	432
ASIA	309	64	94	179	65	33	18	5	8	103	878
AMERICA	176	34	36	63	36	39	11	2	5	41	443
AFRICA	38	13	23	23	16	4	3	1	..	13	134
OTHER COUNTRIES	30	10	8	19	12	7	1	..	1	14	102
TOTAL	7147	4218	4374	4433	2223	1150	425	98	79	513	29131

NORTHERN TERRITORY. CENSUS 3rd JUNE 1976

TABLE 24. POPULATION BY BIRTHPLACE BY LANGUAGES REGULARLY USED, POPULATION 5 AND OVER

BIRTHPLACE	ENGLISH ONLY		ENGLISH AND OTHER		NO ENGLISH		NOT STATED		TOTAL	
	MALES	FEMALES	MALES	FEMALES	MALES	FEMALES	MALES	FEMALES	MALES	FEMALES
AUSTRALIA	23253	20464	7197	6816	1470	1792	4374	2775	36305	31847
NEW ZEALAND	698	567	46	26	44	23	788	616
UK AND EIRE	3128	2438	136	68	6	3	176	92	3446	2661
GERMANY	158	96	334	189	11	6	30	19	533	316
GREECE	14	11	529	272	168	183	27	12	738	478
ITALY	49	21	396	173	56	37	42	13	543	244
MALTA	24	13	7	4	1	1	4	1	35	19
NETHERLANDS	176	113	127	108	7	6	11	6	321	233
POLAND	22	8	41	16	4	3	8	1	75	28
YUGOSLAVIA	40	18	228	59	16	9	36	18	312	89
OTHER EUROPE	253	108	704	348	78	35	37	26	1135	509
ASIA	350	390	541	542	100	125	1	1	1028	1003
AMERICA	581	465	75	61	18	7	28	18	702	551
AFRICA	107	103	64	48	1	3	5	4	176	156
OTHER COUNTRIES	112	121	24	54	1	3	5	4	142	182
TOTAL	28974	24936	18442	8784	1937	2211	4896	3015	46249	38946

TABLE 25. BIRTHPLACE BY HIGHEST LEVEL OF QUALIFICATION OBTAINED, POPULATION 15 AND OVER

BIRTHPLACE	HIGHER DEGREE	GRADUATE DIPLOMA	BACHELOR DEGREE	DIPLOMA	TECHNICIAN	TRADE	CLASS BY LEVEL	INAD. DESCRIBED	NOT STATED	NO QUALS.	TOTAL	LEVEL OF QUALIFICATION	
												MALES	FEMALES
AUSTRALIA	63	79	631	685	881	4060	184	2	4930	15448	26943	MALES	FEMALES
NEW ZEALAND	11	3	30	18	35	214	17	..	87	316	725	MALES	FEMALES
UK AND EIRE	33	23	109	136	222	753	51	..	385	1487	3199	MALES	FEMALES
GERMANY	1	4	6	11	35	210	14	..	64	179	523	MALES	FEMALES
GREECE	..	2	1	2	2	127	1	..	158	407	780	MALES	FEMALES
ITALY	1	2	2	8	7	144	1	..	128	230	527	MALES	FEMALES
MALTA	13	1	..	6	13	33	MALES	FEMALES
NETHERLANDS	4	2	11	14	14	106	7	..	33	122	313	MALES	FEMALES
POLAND	1	1	7	3	4	13	1	..	14	25	75	MALES	FEMALES
YUGOSLAVIA	3	11	113	43	132	302	MALES	FEMALES
OTHER EUROPE	8	8	15	30	53	319	29	..	104	387	1633	MALES	FEMALES
ASIA	18	9	76	35	30	99	21	..	99	429	816	MALES	FEMALES
AMERICA	19	10	61	21	19	61	16	..	67	289	563	MALES	FEMALES
AFRICA	2	3	15	11	4	26	4	..	17	62	151	MALES	FEMALES
OTHER COUNTRIES	..	1	1	4	11	20	8	44	72	MALES	FEMALES
TOTAL	161	147	985	980	1328	6254	351	2	6223	19504	35976	MALES	FEMALES
AUSTRALIA	17	71	206	885	1227	504	343	..	3474	16245	22973	MALES	FEMALES
NEW ZEALAND	3	1	13	47	82	18	12	..	58	302	536	MALES	FEMALES
UK AND EIRE	6	9	52	118	225	73	83	..	258	1498	2332	MALES	FEMALES
GERMANY	..	3	6	13	25	20	16	..	39	177	299	MALES	FEMALES
GREECE	5	5	3	..	81	338	430	MALES	FEMALES
ITALY	1	4	5	6	3	..	46	158	223	MALES	FEMALES
MALTA	1	1	16	18	MALES	FEMALES
NETHERLANDS	..	1	..	11	4	23	8	..	24	139	218	MALES	FEMALES
POLAND	1	1	1	..	1	..	5	19	28	MALES	FEMALES
YUGOSLAVIA	1	3	2	6	1	..	9	63	85	MALES	FEMALES
OTHER EUROPE	1	4	6	21	36	18	14	..	70	263	432	MALES	FEMALES
ASIA	12	6	43	44	48	8	21	..	35	601	878	MALES	FEMALES
AMERICA	12	3	38	16	39	8	18	..	34	283	443	MALES	FEMALES
AFRICA	6	2	14	3	7	..	12	90	134	MALES	FEMALES
OTHER COUNTRIES	1	7	11	4	3	..	8	60	102	MALES	FEMALES
TOTAL	52	98	373	1171	1743	682	527	..	4224	28261	29131	MALES	FEMALES

TABLE 26. POPULATION BY BIRTHPLACE BY NUMBER OF DAYS IN WHICH HANDICAPPED

BIRTHPLACE	NONE		1		2		3 OR MORE		NOT STATED		TOTAL	
	MALES	FEMALES	MALES	FEMALES	MALES	FEMALES	MALES	FEMALES	MALES	FEMALES	MALES	FEMALES
AUSTRALIA	35978	33044	940	579	244	141	213	193	4919	3395	42295	37352
NEW ZEALAND	755	613	13	5	4	2	6	2	46	16	824	638
UK AND EIRE	3217	2479	88	32	14	14	17	9	135	97	3469	2631
GERMANY	492	287	15	2	2	..	3	..	24	24	536	313
GREECE	671	442	18	16	5	1	1	1	70	33	765	493
ITALY	483	230	17	4	2	..	2	1	40	11	544	246
MALTA	28	19	2	..	3	5	..	35	19
NETHERLANDS	300	222	7	4	11	5	321	233
POLAND	65	24	6	3	1	3	1	75	28
YUGOSLAVIA	266	82	15	27	9	313	91
OTHER EUROPE	977	459	24	5	12	..	7	2	94	49	1114	515
ASIA	1019	1076	11	15	2	1	5	..	51	35	1088	1127
AMERICA	891	553	7	4	2	2	3	1	22	15	725	575
AFRICA	169	149	2	3	..	1	1	1	5	4	177	158
OTHER COUNTRIES	157	217	2	2	1	1	1	..	5	3	166	223
TOTAL	45269	39896	1165	674	292	163	264	212	5457	3697	52467	44643

TABLE 27. BIRTHPLACE BY NUMBER OF PENSIONS RECEIVED, POPULATION 15 AND OVER

BIRTHPLACE	NONE		1		2		3 OR MORE		NOT STATED		TOTAL	
	MALES	FEMALES	MALES	FEMALES	MALES	FEMALES	MALES	FEMALES	MALES	FEMALES	MALES	FEMALES
AUSTRALIA	20703	17378	2326	3065	136	123	12	5	3766	2402	26943	22973
NEW ZEALAND	664	494	28	26	1	2	1	..	31	14	725	536
UK AND EIRE	2841	2038	246	209	29	12	2	..	121	73	3199	2332
GERMANY	488	259	14	21	21	19	523	299
GREECE	615	370	22	25	63	35	700	430
ITALY	458	191	24	11	..	2	45	19	527	223
MALTA	28	17	..	1	5	..	33	18
NETHERLANDS	284	199	16	16	4	9	3	313	218
POLAND	68	25	4	2	..	1	3	..	75	28
YUGOSLAVIA	261	73	11	6	1	29	6	302	85
OTHER EUROPE	892	375	58	25	83	32	1033	432
ASIA	732	805	43	40	3	1	1	..	37	32	816	878
AMERICA	517	420	25	8	1	20	15	563	443
AFRICA	134	114	9	12	..	2	8	6	151	134
OTHER COUNTRIES	66	94	..	4	1	5	4	72	102
TOTAL	28712	22852	2826	3471	176	143	16	5	4246	2668	35976	29131

NORTHERN TERRITORY. CENSUS 31 JUNE 1976

TABLE 28. BIRTHPLACE BY EMPLOYMENT STATUS, POPULATION 15 AND OVER

BIRTHPLACE	EMPLOYMENT STATUS						TOTAL	
	EMPLOYED		UNEMPLOYED		NOT IN LABOUR FORCE		MALES	FEMALES
	MALES	FEMALES	MALES	FEMALES	MALES	FEMALES	MALES	FEMALES
AUSTRALIA	21213	16859	755	345	4975	11769	26943	22973
NEW ZEALAND	625	312	20	17	80	207	725	536
UK AND EIRE	2802	1283	61	50	336	999	3199	2332
GERMANY	475	181	16	6	32	112	523	299
GREECE	612	118	19	1	69	311	708	430
ITALY	464	99	17	4	46	120	527	223
MALTA	30	6	3	12	33	18
NETHERLANDS	200	118	6	6	27	94	313	218
POLAND	66	21	2	1	7	6	75	25
YUGOSLAVIA	266	34	11	3	23	48	302	85
OTHER EUROPE	897	220	42	14	94	198	1033	432
ASIA	691	420	14	16	111	436	816	878
AMERICA	455	212	6	11	102	220	563	443
AFRICA	127	68	4	3	20	63	151	134
OTHER COUNTRIES	60	54	..	2	12	46	72	162
TOTAL	29066	14611	973	479	5937	14641	35976	29131

TABLE 29. EVER MARRIED WOMEN BY BIRTHPLACE BY NUMBER OF CHILDREN FROM ALL MARRIAGES

BIRTHPLACE	NUMBER OF CHILDREN										TOTAL
	0	1	2	3	4	5	6	7	8 OR MORE	NOT STATED	
AUSTRALIA	2340	2419	3648	2679	1695	993	584	360	665	2375	17759
NEW ZEALAND	83	69	87	53	26	13	5	2	2	34	374
UK AND EIRE	292	317	516	332	186	83	40	14	17	128	1919
GERMANY	49	47	77	33	11	8	4	5	2	29	265
GREECE	26	66	95	67	46	19	17	5	9	60	410
ITALY	20	25	56	41	13	9	3	1	3	34	265
MALTA	..	2	3	4	1	2	12
NETHERLANDS	25	24	46	35	17	8	8	1	1	21	186
POLAND	5	6	5	2	1	6	25
YUGOSLAVIA	8	15	23	9	2	2	..	1	..	15	81
OTHER EUROPE	58	74	71	45	14	5	4	5	4	76	356
ASIA	96	128	119	93	61	44	14	17	11	116	699
AMERICA	71	60	91	47	26	12	8	..	2	23	340
AFRICA	12	10	31	20	4	3	1	18	99
OTHER COUNTRIES	15	12	16	7	9	1	3	1	2	10	76
TOTAL	3100	3268	4884	3467	2112	1202	691	412	718	2951	22806

TABLE 30. POPULATION BY BIRTHPLACE OF MOTHER BY BIRTHPLACE OF FATHER

BIRTHPLACE OF MOTHER	BIRTHPLACE OF FATHER											TOTAL
	AUST- RALIA	UK,EIRE	GERMANY	GREECE	ITALY	MALTA	NETHER- LANDS	YUGO- SLAVIA	OTHER EUROPE	OTHER COUNTRIES	NOT STATED	
	MALES											
AUSTRALIA	31618	1493	143	77	109	16	39	35	245	464	143	34388
UK,EIRE	1056	4086	32	11	21	5	8	4	58	149	22	5452
GERMANY	67	38	498	1	2	..	6	8	73	6	5	696
GREECE	11	5	1	1034	6	1	5	18	5	1086
ITALY	20	2	..	1	672	1	..	2	10	9	1	718
MALTA	8	4	1	24	1	38
NETHERLANDS	14	10	5	156	..	4	4	..	193
YUGOSLAVIA	7	..	2	..	5	313	13	1	2	343
OTHER EUROPE	89	38	30	3	13	3	2	12	1456	28	13	1687
OTHER COUNTRIES	356	199	26	19	22	3	11	2	134	2471	9	3252
NOT STATED	247	32	2	21	18	3	..	6	19	17	428	4593
TOTAL	33493	5899	745	1167	869	55	222	383	2018	3157	428	52447
	FEMALES											
AUSTRALIA	20849	1291	115	74	101	16	34	33	237	452	183	31385
UK,EIRE	862	3142	35	3	15	2	5	3	46	132	22	4267
GERMANY	60	29	303	4	7	..	2	8	44	7	2	466
GREECE	6	3	1	787	5	4	11	15	832
ITALY	18	3	1	1	378	4	6	5	14	432
MALTA	6	2	24	2	..	1	35
NETHERLANDS	18	8	3	125	..	5	8	..	167
YUGOSLAVIA	3	3	1	114	6	..	2	129
OTHER EUROPE	85	35	23	4	19	6	5	4	611	22	3	1017
OTHER COUNTRIES	361	188	28	12	11	1	7	3	112	2222	23	2960
NOT STATED	156	15	2	5	2	4	8	2768	2952
TOTAL	30424	4719	505	890	539	49	178	169	1277	2867	3025	44643

TABLE 31. CITIZENSHIP BY PERIOD OF RESIDENCE IN AUSTRALIA, OVERSEAS-BORN POPULATION

CITIZENSHIP	PERIOD OF RESIDENCE (YEARS)										TOTAL	
	3-4		5-9		10-14		15 OR MORE		NOT STATED		MALES	FEMALES
	MALES	FEMALES	MALES	FEMALES	MALES	FEMALES	MALES	FEMALES	MALES	FEMALES	MALES	FEMALES
COMMONWEALTH COUNTRIES												
AUSTRALIA-AUST BORN
AUSTRALIA-O/SEAS BORN	308	281	567	399	388	266	1250	671	1771	1216	4284	2835
CANADA	54	58	7	11	7	2	5	1	12	10	85	82
CYPRUS	15	18	2	4	..	1	19	25	36	48
INDIA	15	20	6	2	1	..	2	1	8	5	32	28
MALTA	1	..	3	1	2	2	4	4	10	7
NEW ZEALAND	422	311	142	115	39	23	28	18	127	114	750	581
UNITED KINGDOM	481	425	438	365	335	270	506	315	520	451	2280	1821
OTHER COMLTN COUNTRIES	94	85	11	11	6	1	2	4	14	21	87	122
TOTAL	1349	1198	1174	902	779	564	1795	1012	2475	1846	7572	5522
NON-COMLTN COUNTRIES												
GERMANY	42	30	42	23	23	13	45	10	29	13	181	89
GREECE	78	72	31	33	24	15	12	6	128	118	273	244
ITALY	41	27	45	23	19	7	40	6	53	39	198	182
NETHERLANDS	11	18	15	10	5	5	13	10	12	18	56	61
POLAND	2	2	2	2	1	..	1	2	6	6
REP OF IRELAND	38	24	17	7	10	4	19	9	26	20	118	64
TURKEY	2	2	6	1	1
USA	353	277	47	47	11	12	2	4	71	50	484	390
YUGOSLAVIA	33	14	46	7	13	3	6	..	31	14	129	38
COUNTRY=BIRTHPLACE, NEI	1	1	..	2	..
OTHER COUNTRIES NEI	366	272	141	42	31	14	40	8	147	126	725	462
STATELESS	135	98	12	9	4	2	3	1	54	58	178	168
TOTAL	1072	836	432	202	142	77	181	54	554	458	2351	1627
NOT STATED	26	17	17	9	7	9	27	14	152	92	229	141
TOTAL	2447	2051	1593	1113	928	650	2083	1080	3181	2396	10154	7290

NORTHERN TERRITORY. CENSUS 30 JUNE 1976

TABLE 32. INCOME BY HOLIDAY AWAY FROM HOME, ONE WEEK OR MORE IN LAST 12 MONTHS, POPULATION 15 AND OVER

INCOME	YES		NO		NOT STATED		TOTAL	
	MALES	FEMALES	MALES	FEMALES	MALES	FEMALES	MALES	FEMALES
NONE	1527	3805	1340	3144	147	198	3014	7147
LESS THAN \$1500	270	1783	210	1223	22	70	502	3076
\$1500-\$2000	398	666	300	427	32	49	730	1142
OVER \$2000-\$3000	597	909	551	723	34	38	1182	1670
OVER \$3000-\$4000	515	747	484	524	28	31	1027	1302
OVER \$4000-\$5000	754	844	664	529	49	29	1467	1402
OVER \$5000-\$6000	1231	1289	1034	826	66	37	2331	2152
OVER \$6000-\$7000	1713	1458	1473	776	71	47	3257	2261
OVER \$7000-\$8000	1922	973	1525	418	84	21	3531	1412
OVER \$8000-\$9000	1900	605	1322	199	70	7	3292	811
OVER \$9000-\$12000	3465	909	205	231	79	10	5549	1150
OVER \$12000-\$15000	1789	331	827	72	20	2	2636	405
OVER \$15000-\$18000	900	83	360	13	10	2	1270	98
OVER \$18000	797	57	313	20	19	2	1129	79
NOT STATED	1628	1638	1244	1816	2789	1549	5057	5003
TOTAL	18807	16098	13648	10941	3520	2092	35976	29131

TABLE 33. INCOME BY NUMBER OF WAYS IN WHICH HANDICAPPED, POPULATION 15 AND OVER

INCOME	NONE		1		2		3 OR MORE		NOT STATED		TOTAL	
	MALES	FEMALES	MALES	FEMALES	MALES	FEMALES	MALES	FEMALES	MALES	FEMALES	MALES	FEMALES
NONE	2714	6702	98	133	50	34	23	48	129	230	3014	7147
LESS THAN \$1500	418	2913	40	51	9	38	6	28	29	58	502	3076
\$1500-\$2000	539	974	99	81	24	12	18	20	50	47	730	1142
OVER \$2000-\$3000	910	1437	118	85	46	22	54	47	54	79	1182	1670
OVER \$3000-\$4000	893	1139	58	33	20	9	13	4	46	53	1127	1332
OVER \$4000-\$5000	1329	1314	41	19	17	5	15	4	85	60	1467	1402
OVER \$5000-\$6000	2119	2145	70	20	19	2	15	1	108	84	2331	2152
OVER \$6000-\$7000	2981	2175	83	22	15	1	14	5	184	78	3257	2281
OVER \$7000-\$8000	3276	1355	87	15	16	1	10	4	142	37	3531	1412
OVER \$8000-\$9000	3090	779	52	10	10	4	10	2	130	16	3292	811
OVER \$9000-\$12000	5237	1120	108	7	19	2	13	5	172	16	5549	1150
OVER \$12000-\$15000	2514	392	42	5	9	1	5	..	66	7	2636	405
OVER \$15000-\$18000	1222	96	30	..	5	1	13	1	1270	98
OVER \$18000	1086	72	17	..	1	3	4	2	21	2	1129	79
NOT STATED	2339	3197	89	88	10	14	21	18	2898	1686	5157	5003
TOTAL	30366	25771	1032	569	270	148	221	189	4087	2494	35976	29131

TABLE 34. INCOME BY NUMBER OF PENSIONS RECEIVED, POPULATION 15 AND OVER

INCOME	NONE		1		2		3 OR MORE		NOT STATED		TOTAL	
	MALES	FEMALES	MALES	FEMALES	MALES	FEMALES	MALES	FEMALES	MALES	FEMALES	MALES	FEMALES
NONE	2578	6461	167	378	5	9	204	299	3014	7147
LESS THAN \$1500	364	2721	112	271	9	7	17	77	502	3076
\$1500-\$2000	231	420	470	677	13	23	16	22	730	1142
OVER \$2000-\$3000	540	712	565	887	40	31	1	..	36	40	1182	1670
OVER \$3000-\$4000	753	887	190	342	25	23	4	..	58	50	1127	1332
OVER \$4000-\$5000	1297	1186	95	158	8	15	1	..	66	42	1467	1402
OVER \$5000-\$6000	2103	1982	106	92	16	10	1	2	145	86	2331	2152
OVER \$6000-\$7000	2973	2141	123	82	11	5	5	..	116	18	3257	2281
OVER \$7000-\$8000	3262	1318	139	54	14	1	..	1	118	15	3531	1412
OVER \$8000-\$9000	3036	754	135	39	2	3	1	..	114	22	5549	1150
OVER \$9000-\$12000	5169	1078	253	67	12	3	4	1	..	5	2636	405
OVER \$12000-\$15000	2462	385	114	14	4	1	18	2	1270	98
OVER \$15000-\$18000	1192	89	56	6	4	1	16	6	1129	79
OVER \$18000	1051	67	55	6	..	1	16	6	1129	79
NOT STATED	1742	2650	246	418	7	11	1	1	3101	1923	5157	5003
TOTAL	28712	22852	2826	3471	176	143	16	5	4246	2660	35976	29131

TABLE 35. INCOME BY RACIAL ORIGIN, POPULATION 15 AND OVER

INCOME	EUROPEAN		ABORIGINAL		TORRES STRAIT ISLANDER		OTHER		NOT STATED		TOTAL	
	MALES	FEMALES	MALES	FEMALES	MALES	FEMALES	MALES	FEMALES	MALES	FEMALES	MALES	FEMALES
NONE	1197	4679	1685	1904	11	22	97	294	104	248	3014	7147
LESS THAN \$1500	272	1746	189	1194	2	5	12	59	27	72	502	3076
\$1500-\$2000	352	589	316	459	..	2	6	18	56	74	730	1142
OVER \$2000-\$3000	518	930	582	611	4	6	10	28	68	95	1182	1670
OVER \$3000-\$4000	533	882	440	337	1	3	16	24	37	56	1027	1302
OVER \$4000-\$5000	762	1042	610	234	4	4	18	43	73	79	1467	1402
OVER \$5000-\$6000	1458	1644	667	301	9	5	43	91	154	111	2331	2152
OVER \$6000-\$7000	2308	1866	572	206	19	5	132	94	226	110	3257	2281
OVER \$7000-\$8000	2875	1230	304	77	2	2	128	42	204	61	3531	1412
OVER \$8000-\$9000	2910	739	115	16	5	3	80	26	181	27	3292	811
OVER \$9000-\$12000	5134	1078	92	19	6	..	106	27	212	26	5549	1150
OVER \$12000-\$15000	2425	376	47	5	65	18	99	6	2636	405
OVER \$15000-\$18000	1190	93	11	35	4	34	1	1270	98
OVER \$18000	1043	58	16	8	43	9	30	4	1129	79
NOT STATED	1251	1989	977	1345	1	11	45	83	2781	1576	5057	5003
TOTAL	24226	18942	6543	6716	84	67	836	866	4286	2546	35976	29131

TABLE 36. INCOME BY LANGUAGES REGULARLY USED, POPULATION 15 AND OVER

INCOME	ENGLISH ONLY		ENGLISH AND OTHER		NO ENGLISH		NOT STATED		TOTAL	
	MALES	FEMALES	MALES	FEMALES	MALES	FEMALES	MALES	FEMALES	MALES	FEMALES
NONE	1318	4585	1290	1872	323	488	83	202	3014	7147
LESS THAN \$1500	282	1823	178	932	20	248	22	73	502	3076
\$1500-\$2000	338	583	272	340	60	131	60	88	730	1142
OVER \$2000-\$3000	528	981	473	422	117	185	64	82	1182	1670
OVER \$3000-\$4000	534	886	369	302	71	59	53	55	1027	1302
OVER \$4000-\$5000	803	1029	535	259	60	53	69	61	1467	1402
OVER \$5000-\$6000	1436	1639	679	379	88	55	128	79	2331	2152
OVER \$6000-\$7000	2148	1794	805	358	133	29	201	100	3257	2281
OVER \$7000-\$8000	2545	1194	672	146	95	7	219	65	3531	1412
OVER \$8000-\$9000	2516	707	717	146	71	3	195	37	3292	811
OVER \$9000-\$12000	4542	997	67	9	19	1	86	11	5549	1150
OVER \$12000-\$15000	2181	352	350	64	8	..	44	2	2636	405
OVER \$15000-\$18000	1451	87	167	15	3	..	23	2	1270	98
OVER \$18000	938	62	165	15	3	..	23	2	1129	79
NOT STATED	1224	2021	841	1004	241	455	2751	1523	5057	5003
TOTAL	22385	18741	8014	6249	1357	1719	4221	2422	35976	29131

NORTHERN TERRITORY. CENSUS 30 JUNE 1976

TABLE 37. INCOME BY LANGUAGES REGULARLY USED, OVERSEAS-BORN POPULATION 15 AND OVER

INCOME	ENGLISH ONLY		ENGLISH AND OTHER		LANGUAGES REGULARLY USED NO ENGLISH		NOT STATED			TOTAL	
	MALES	FEMALES	MALES	FEMALES	MALES	FEMALES	MALES	FEMALES	23	MALES	FEMALES
NONE	218	990	155	553	36	174	16	7	23	415	1740
LESS THAN \$1500	51	333	23	99	1	19	5	6		80	457
\$1500-\$2000	85	98	24	41	5	4	13	14		127	157
OVER \$2000-\$3000	115	178	41	57	4	9	12	7		162	251
OVER \$3000-\$4000	81	147	41	65	10	5	7	7		138	224
OVER \$4000-\$5000	120	189	68	87	17	16	12	7		217	299
OVER \$5000-\$6000	227	323	166	137	19	19	26	16		438	495
OVER \$6000-\$7000	446	398	339	178	52	12	54	19		891	607
OVER \$7000-\$8000	557	261	424	74	80	2	63	11		1124	348
OVER \$8000-\$9000	566	163	405	43	61	2	72	8		1102	216
OVER \$9000-\$12000	1147	236	964	64	68	2	59	12		1838	314
OVER \$12000-\$15000	595	95	289	29	19	1	20	1		323	126
OVER \$15000-\$18000	317	23	132	7	8	..	15	1		472	31
OVER \$18000	318	19	127	8	3	..	9	..		658	27
NOT STATED	268	381	218	275	45	121	127	89		658	866
TOTAL	5078	3834	3016	1717	428	386	514	221		9033	6158

TABLE 38. INCOME BY HIGHEST LEVEL OF QUALIFICATION OBTAINED, POPULATION 15 AND OVER

INCOME	LEVEL OF QUALIFICATION										TOTAL
	HIGHER DEGREE	GRADUATE DIPLOMA	BACHELOR DEGREE	DIPLOMA	TECHNICIAN	TRADE	NOT CLASS BY LEVEL	INAD. DESCRIBED	NOT STATED	NO QUALS.	
MALES											
NONE	4	1	20	11	13	128	5	..	154	2678	3614
LESS THAN \$1500	..	1	4	5	7	40	4	..	53	388	502
\$1500-\$2000	..	1	5	7	11	59	4	..	124	519	730
OVER \$2000-\$3000	1	..	15	7	6	98	5	..	124	934	1182
OVER \$3000-\$4000	1	1	7	9	12	92	2	..	125	788	1027
OVER \$4000-\$5000	2	1	6	7	19	132	5	..	140	1155	1467
OVER \$5000-\$6000	1	1	7	21	40	346	11	..	275	1629	2331
OVER \$6000-\$7000	1	2	23	36	63	602	30	..	394	2106	3257
OVER \$7000-\$8000	2	3	25	35	111	907	31	1	395	2021	3531
OVER \$8000-\$9000	2	10	33	61	153	993	32	..	364	1685	3292
OVER \$9000-\$12000	23	34	183	226	444	1636	99	..	489	2415	5549
OVER \$12000-\$15000	32	18	213	241	231	612	55	..	130	1044	2636
OVER \$15000-\$18000	33	24	173	165	103	291	28	..	75	418	1270
OVER \$18000	57	43	249	121	79	155	9	..	60	349	1129
NOT STATED	2	4	21	29	36	261	9	1	3261	1434	5657
TOTAL	161	147	965	980	1328	6254	351	2	6223	19564	45976
FEMALES											
NONE	3	8	43	125	279	146	31	..	549	5897	7147
LESS THAN \$1500	3	9	30	99	168	61	44	..	183	2487	3076
\$1500-\$2000	2	1	8	16	31	15	18	..	159	892	1142
OVER \$2000-\$3000	..	2	11	32	49	34	24	..	171	1347	1673
OVER \$3000-\$4000	1	4	12	19	78	24	24	..	128	1016	1302
OVER \$4000-\$5000	2	2	7	31	92	39	37	..	148	1044	1402
OVER \$5000-\$6000	2	1	13	41	164	81	48	..	220	1582	2152
OVER \$6000-\$7000	22	48	227	105	73	..	204	1599	2281
OVER \$7000-\$8000	1	2	19	67	193	55	65	..	121	849	1412
OVER \$8000-\$9000	4	3	22	68	157	32	24	..	52	449	811
OVER \$9000-\$12000	4	35	75	358	170	5	33	..	56	403	1150
OVER \$12000-\$15000	9	16	61	180	21	8	8	..	21	45	405
OVER \$15000-\$18000	6	5	22	31	5	3	1	..	6	19	98
OVER \$18000	7	5	16	6	5	..	3	..	6	31	79
NOT STATED	2	2	13	54	112	86	32	..	2200	2526	5843
TOTAL	52	98	373	1171	1743	682	527	..	4224	20261	29131

TABLE 39. INCOME BY HIGHEST LEVEL OF QUALIFICATION OBTAINED, OVERSEAS-BORN POPULATION

INCOME	LEVEL OF QUALIFICATION										TOTAL
	HIGHER DEGREE	GRADUATE DIPLOMA	BACHELOR DEGREE	DIPLOMA	TECHNICIAN	TRADE	NOT CLASS BY LEVEL	INAD. DESCRIBED	NOT STATED	NO QUALS.	
MALES											
NONE	1	1	7	3	5	50	4	..	40	304	415
LESS THAN \$1500	..	1	1	..	3	12	1	..	13	49	88
\$1500-\$2000	2	2	3	19	2	..	28	71	127
OVER \$2000-\$3000	6	3	3	23	3	..	24	104	162
OVER \$3000-\$4000	1	1	2	1	2	23	1	..	21	87	138
OVER \$4000-\$5000	2	1	1	2	8	46	1	..	33	129	217
OVER \$5000-\$6000	3	7	14	95	3	..	58	248	438
OVER \$6000-\$7000	1	1	12	11	23	209	15	..	152	467	891
OVER \$7000-\$8000	..	1	12	13	47	328	15	..	139	563	1124
OVER \$8000-\$9000	1	4	14	17	55	350	16	..	158	487	1142
OVER \$9000-\$12000	14	17	49	68	118	597	48	..	181	746	1638
OVER \$12000-\$15000	22	6	78	78	81	210	22	..	91	335	923
OVER \$15000-\$18000	18	6	57	48	41	91	14	..	37	158	472
OVER \$18000	36	25	81	33	31	58	19	..	24	140	447
NOT STATED	2	2	9	9	15	109	4	..	284	220	650
TOTAL	98	68	334	295	447	2214	167	..	1293	4116	9033
FEMALES											
NONE	9	3	31	50	93	48	38	..	136	1332	1740
LESS THAN \$1500	3	1	6	19	47	11	21	..	35	314	457
\$1500-\$2000	1	..	7	6	7	5	5	..	30	102	157
OVER \$2000-\$3000	..	1	7	4	15	18	9	..	24	179	251
OVER \$3000-\$4000	1	1	6	3	17	6	5	..	18	167	224
OVER \$4000-\$5000	1	1	2	5	21	5	11	..	31	218	299
OVER \$5000-\$6000	1	..	10	10	48	22	15	..	54	339	495
OVER \$6000-\$7000	..	1	15	16	68	24	23	..	66	394	607
OVER \$7000-\$8000	1	..	15	15	48	12	23	..	29	212	348
OVER \$8000-\$9000	4	1	12	11	50	10	10	..	14	104	216
OVER \$9000-\$12000	4	8	23	72	53	4	12	..	18	123	314
OVER \$12000-\$15000	4	6	27	40	6	2	2	..	6	25	126
OVER \$15000-\$18000	3	1	7	7	3	1	4	5	31
OVER \$18000	4	2	8	1	2	..	1	..	4	5	27
NOT STATED	2	1	6	6	15	38	9	..	281	496	860
TOTAL	35	27	167	286	516	178	184	..	730	4015	6158

NORTHERN TERRITORY. CENSUS 30 JUNE 1976

TABLE 40. INCOME BY EMPLOYMENT STATUS, POPULATION 15 AND OVER

INCOME	EMPLOYMENT STATUS						TOTAL	
	EMPLOYED		UNEMPLOYED		NOT IN LABOUR FORCE		MALES	FEMALES
	MALES	FEMALES	MALES	FEMALES	MALES	FEMALES	MALES	FEMALES
NONE	95	173	363	215	2556	6759	3014	7147
LESS THAN \$1500	229	512	26	36	247	2520	502	3076
\$1500-\$2000	184	276	42	21	904	846	730	1142
OVER \$2000-\$3000	487	645	79	33	616	992	1182	1670
OVER \$3000-\$4000	742	870	40	26	245	412	1027	1302
OVER \$4000-\$5000	1292	1180	46	16	129	204	1467	1402
OVER \$5000-\$6000	2090	1967	57	38	184	147	2331	2152
OVER \$6000-\$7000	3114	2160	71	23	173	98	3257	2281
OVER \$7000-\$8000	3352	1355	57	12	122	46	3531	1412
OVER \$8000-\$9000	3147	783	35	3	110	25	3292	811
OVER \$9000-\$12000	5417	1116	35	3	97	31	5343	1150
OVER \$12000-\$15000	2590	393	11	..	35	12	2636	405
OVER \$15000-\$18000	1246	95	2	..	20	3	1270	98
OVER \$18000	1086	58	4	..	39	21	1129	79
NOT STATED	4091	2427	106	59	860	2517	5057	5003
TOTAL	29066	14611	973	179	5937	14641	35976	29131

TABLE 41. INCOME BY EMPLOYMENT STATUS, OVERSEAS-BORN POPULATION 15 AND OVER

INCOME	EMPLOYMENT STATUS						TOTAL	
	EMPLOYED		UNEMPLOYED		NOT IN LABOUR FORCE		MALES	FEMALES
	MALES	FEMALES	MALES	FEMALES	MALES	FEMALES	MALES	FEMALES
NONE	22	38	61	66	332	1636	415	1740
LESS THAN \$1500	39	102	4	9	37	346	80	457
\$1500-\$2000	38	52	10	4	79	101	127	157
OVER \$2000-\$3000	76	140	11	9	75	102	162	251
OVER \$3000-\$4000	87	165	8	6	43	53	138	224
OVER \$4000-\$5000	184	268	4	3	29	28	217	299
OVER \$5000-\$6000	386	455	9	11	43	29	438	495
OVER \$6000-\$7000	603	578	27	5	61	24	891	607
OVER \$7000-\$8000	1054	329	28	5	42	14	1124	348
OVER \$8000-\$9000	1452	212	12	..	38	4	1102	216
OVER \$9000-\$12000	1782	302	17	2	39	10	1838	314
OVER \$12000-\$15000	907	122	2	..	14	4	923	126
OVER \$15000-\$18000	463	29	1	..	8	2	472	31
OVER \$18000	429	19	3	..	15	8	447	27
NOT STATED	530	341	21	14	107	511	658	866
TOTAL	7853	3152	218	134	962	2872	9033	6158

TABLE 42. INCOME BY MARITAL STATUS, POPULATION 15 AND OVER

INCOME	MARITAL STATUS								TOTAL			
	NEVER MARRIED		NOW MARRIED		PERMANENTLY SEPARATED		DIVORCED		WIDOWED		MALES	FEMALES
	MALES	FEMALES	MALES	FEMALES	MALES	FEMALES	MALES	FEMALES	MALES	FEMALES	MALES	FEMALES
NONE	1890	1602	953	5122	77	146	27	63	64	214	3014	7147
LESS THAN \$1500	265	261	198	2616	16	80	10	35	13	84	502	3076
\$1500-\$2000	202	156	445	719	27	37	12	16	44	214	730	1142
OVER \$2000-\$3000	451	292	547	756	50	127	28	44	106	451	1182	1670
OVER \$3000-\$4000	450	364	491	660	30	90	18	44	38	144	1027	1302
OVER \$4000-\$5000	668	478	634	729	47	76	25	33	37	86	1467	1402
OVER \$5000-\$6000	1017	605	1156	1306	80	125	45	50	37	66	2331	2152
OVER \$6000-\$7000	1332	688	1644	1363	136	104	101	76	44	50	3257	2281
OVER \$7000-\$8000	1221	373	2038	877	134	77	114	51	24	34	3531	1412
OVER \$8000-\$9000	1042	255	2010	452	123	48	94	37	23	19	3292	811
OVER \$9000-\$12000	1437	344	3661	695	226	49	176	43	29	23	5343	1150
OVER \$12000-\$15000	487	88	1955	265	117	18	63	20	14	14	2636	405
OVER \$15000-\$18000	195	23	980	68	54	..	30	4	11	3	1270	98
OVER \$18000	146	20	888	49	41	1	51	6	3	3	1129	79
NOT STATED	1571	780	3176	3751	126	110	100	77	84	285	5057	5003
TOTAL	12365	6325	20867	19429	1263	1088	894	599	567	1690	35976	29131

TABLE 43. INCOME BY MARITAL STATUS, OVERSEAS-BORN POPULATION 15 AND OVER

INCOME	MARITAL STATUS								TOTAL			
	NEVER MARRIED		NOW MARRIED		PERMANENTLY SEPARATED		DIVORCED		WIDOWED		MALES	FEMALES
	MALES	FEMALES	MALES	FEMALES	MALES	FEMALES	MALES	FEMALES	MALES	FEMALES	MALES	FEMALES
NONE	269	251	121	1402	7	24	5	17	13	46	415	1740
LESS THAN \$1500	41	34	27	384	3	13	6	5	3	21	80	457
\$1500-\$2000	36	20	71	185	6	9	7	2	5	21	127	157
OVER \$2000-\$3000	75	30	58	136	3	12	9	18	11	55	162	251
OVER \$3000-\$4000	66	59	58	118	4	16	8	9	2	22	138	224
OVER \$4000-\$5000	110	90	92	177	6	15	4	10	5	7	217	299
OVER \$5000-\$6000	186	115	214	334	17	22	10	14	11	10	438	495
OVER \$6000-\$7000	382	154	428	393	35	27	34	19	14	14	891	607
OVER \$7000-\$8000	373	82	662	226	43	19	44	15	5	6	1124	348
OVER \$8000-\$9000	353	53	669	136	34	14	38	10	11	3	1102	216
OVER \$9000-\$12000	454	83	1242	201	67	11	66	12	3	5	923	126
OVER \$12000-\$15000	191	28	661	81	48	5	21	7	6	1	472	31
OVER \$15000-\$18000	87	7	349	20	18	..	12	3	1	..	447	27
OVER \$18000	67	4	349	21	11	1	19	1	1	..	658	866
NOT STATED	216	161	380	686	23	17	20	19	14	43	5057	5003
TOTAL	2898	1111	5331	6419	333	205	382	162	118	252	9033	6158

NORTHERN TERRITORY. CENSUS 3, JUNE 1976

TABLE 44. FIELD OF QUALIFICATION BY HIGHEST LEVEL OF QUALIFICATION OBTAINED, POPULATION 15 AND OVER
LEVEL OF QUALIFICATION

FIELD OF QUALIFICATION	HIGHER DEGREE	GRADUATE DIPLOMA	BACHELOR DEGREE	DIPLOMA	TECHNICIAN	TRADE	TOTAL
MALES							
TEACHER TRAIN., EDUCATION	19	57	50	336	9	..	471
FINE, APPLIED ARTS	1	..	4	10	13	5	33
HUMANITIES	16	..	64	1	1	..	82
RELIGION, THEOLOGY	4	2	4	50	2	5	67
SOCIAL, BEHAVIOURAL	20	6	85	10	21	..	142
COMMERCIAL, BUSINESS	4	9	59	159	39	25	355
LAW, JURISPRUDENCE	1	..	72	15	88
NATURAL, APPLIED SCIENCE	34	3	150	41	37	..	265
MATHEMATICS, COMPUTERS	2	..	24	..	6	..	32
MEDICAL, PARAMEDIC, DENTAL	17	33	104	47	54	23	278
TRADE, CRAFT, INDUSTRIAL	498	3451	3949
ENGINEERING, TECHNOLOGY	22	23	165	129	234	..	593
ARCHITECTURE, BUILDING	2	7	59	120	142	2096	2426
AGRICULTURE, FORESTRY	6	6	49	34	48	28	171
VETERINARY SCIENCE	5	..	19	24
HOME ECONOMICS
TRANSPORT, COMMUNICATION	1	1	126	196	324
SERVICE TRADES	22	399	421
JOURNALISM, MEDIA STUDIES	3	3
MILITARY, DEFENCE	1	13	1	3	18
POLICE, LAW ENFORCEMENT	2	12	14
OTHER PUBLIC SAFETY
FIELD OF STUDY NEC	..	1	2	1	4	2	10
FIELD NOT SPECIFIED	8	..	33	10	9	9	69
NOT CLASSIFIABLE BY LEVEL	351
INADEQUATELY DESCRIBED	2
NOT STATED	6223
TOTAL QUALIFIED	161	147	965	980	1328	6254	16412
FEMALES							
TEACHER TRAIN., EDUCATION	9	80	50	989	12	..	1140
FINE, APPLIED ARTS	1	..	4	18	18	7	48
HUMANITIES	12	1	92	2	107
RELIGION, THEOLOGY	1	10	6	1	16
SOCIAL, BEHAVIOURAL	12	5	61	21	32	..	131
COMMERCIAL, BUSINESS	1	1	11	25	218	110	366
LAW, JURISPRUDENCE	12	1	1	..	14
NATURAL, APPLIED SCIENCE	5	..	43	2	16	..	66
MATHEMATICS, COMPUTERS	16	..	4	..	20
MEDICAL, PARAMEDIC, DENTAL	8	18	50	88	1331	263	1754
TRADE, CRAFT, INDUSTRIAL	13	87	100
ENGINEERING, TECHNOLOGY	1	..	4	..	8	..	13
ARCHITECTURE, BUILDING	3	2	4	8	17
AGRICULTURE, FORESTRY	1	1	3	2	5	6	18
VETERINARY SCIENCE	2	2
HOME ECONOMICS	1	8	5	1	15
TRANSPORT, COMMUNICATION	22	6	28
SERVICE TRADES	39	185	224
JOURNALISM, MEDIA STUDIES
MILITARY, DEFENCE
POLICE, LAW ENFORCEMENT	1	1
OTHER PUBLIC SAFETY
FIELD OF STUDY NEC	1	..	1	..	2
FIELD NOT SPECIFIED	2	..	19	3	8	7	39
NOT CLASSIFIABLE BY LEVEL	527
INADEQUATELY DESCRIBED
NOT STATED	4224
TOTAL QUALIFIED	52	98	373	1171	1743	682	8871

TABLE 45. FAMILY CLASS BY SEX OF HEAD AND NUMBER OF PERSONS IN FAMILIES BY TYPE OF OCCUPIED PRIVATE DWELLING
PERSONS IN FAMILY

FAMILY CLASS	MALE HEADS	FEMALE HEADS	TOTAL FAMILIES	MALES	FEMALES	PERSONS
SELF CONTAINED						
HEAD ONLY	2060	814	2874	2060	814	2874
HEAD WITH CHILDREN	205	849	1054	1385	1945	3330
HEAD & SPOUSE	2826	74	2900	2899	2901	5801
HEAD, SPOUSE & CHILDREN	6717	101	6818	14732	14298	29030
HEAD & OTHER ADULTS	179	141	320	445	319	764
HEAD, OTH ADULTS & CHLDN	99	252	351	828	930	1758
HEAD, SPOUSE & OTH ADULTS	636	16	652	1176	1031	2207
HD, SPSE, OTH ADLTS, CHLDN	1725	34	1759	5238	5999	10337
TOTAL	14448	2281	16729	28764	27338	56102
NON-SELF CONTAINED						
HEAD ONLY	150	36	186	150	36	186
HEAD WITH CHILDREN	4	63	67	87	133	220
HEAD & SPOUSE	80	2	82	82	82	164
HEAD, SPOUSE & CHILDREN	172	3	175	379	360	739
HEAD & OTHER ADULTS	14	8	18	30	23	53
HEAD, OTH ADULTS & CHLDN	3	12	15	45	46	91
HEAD, SPOUSE & OTH ADULTS	11	..	11	22	17	39
HD, SPSE, OTH ADLTS, CHLDN	52	3	55	171	203	374
TOTAL	482	127	609	966	928	1886
OTHER OCCUPIED PRIVATE						
HEAD ONLY	1145	322	1467	1145	322	1467
HEAD WITH CHILDREN	102	443	545	682	979	1661
HEAD & SPOUSE	1566	47	1613	1609	1617	3226
HEAD, SPOUSE & CHILDREN	2230	34	2264	4777	4633	9411
HEAD & OTHER ADULTS	80	69	149	189	165	354
HEAD, OTH ADULTS & CHLDN	34	107	141	346	398	744
HEAD, SPOUSE & OTH ADULTS	177	3	180	322	305	627
HD, SPSE, OTH ADLTS, CHLDN	518	5	523	1695	1624	3319
TOTAL	5853	1030	6883	18766	18043	20810
TOTAL OCCUPIED PRIVATE						
HEAD ONLY	3355	1172	4527	3355	1172	4527
HEAD WITH CHILDREN	311	1355	1666	2154	3857	5211
HEAD & SPOUSE	4472	123	4595	4590	4600	9191
HEAD, SPOUSE & CHILDREN	9119	138	9257	19889	19311	39200
HEAD & OTHER ADULTS	269	218	487	664	507	1171
HEAD, OTH ADULTS & CHLDN	136	371	507	1219	1374	2593
HEAD, SPOUSE & OTH ADULTS	824	19	843	1520	1353	2873
HD, SPSE, OTH ADLTS, CHLDN	2295	42	2337	7105	6926	14031
TOTAL	20782	3438	24220	47496	38301	78798

NORTHERN TERRITORY, CENSUS 3, JUNE 1976

TABLE 46. FAMILIES BY FAMILY CLASS BY MARITAL STATUS AND SEX OF HEAD

FAMILY CLASS	MARITAL STATUS OF HEAD												TOTAL	
	NEVER MARRIED		NOW MARRIED		PERMANENTLY SEPARATED		DIVORCED		WIDOWED				MALES	FEMALES
	MALES	FEMALES	MALES	FEMALES	MALES	FEMALES	MALES	FEMALES	MALES	FEMALES				
HEAD ONLY	1996	574	622	145	310	113	273	96	148	244		3355	1172	
HEAD WITH CHILDREN	51	225	116	553	70	306	37	112	31	159		311	1355	
HEAD & SPOUSE	313	22	3966	80	96	9	91	1	6	2		4472	123	
HEAD, SPOUSE & CHILDREN	255	16	8692	92	90	20	64	6	7	4		9119	138	
HEAD & OTHER ADULTS	120	43	62	41	28	27	26	24	33	83		269	218	
HEAD, OTH ADULTS & CHLDN	14	28	59	143	29	62	9	20	25	118		136	371	
HEAD, SPOUSE & OTH ADULTS	11	2	894	16	0	0	7	0	0	0		824	19	
HD, SPSE, OTH ADLTS, CHLDN	40	0	2226	33	16	5	16	1	3	3		2295	42	
TOTAL	2606	910	16544	1103	663	542	522	269	253	614		20782	3438	

TABLE 47. FAMILIES BY FAMILY CLASS BY AGE AND SEX OF HEAD

FAMILY CLASS	AGE OF HEAD (YEARS)								TOTAL	
	LESS THAN 30		30-44		45-59		60 AND OVER		MALES	FEMALES
HEAD ONLY	1426	483	1025	238	519	248	285	203	3355	1172
HEAD WITH CHILDREN	87	629	165	578	44	124	15	24	311	1355
HEAD & SPOUSE	1792	73	1114	18	1094	14	572	12	4472	123
HEAD, SPOUSE & CHILDREN	2818	68	5240	56	927	11	134	3	9119	138
HEAD & OTHER ADULTS	91	28	66	47	76	98	36	45	269	218
HEAD, OTH ADULTS & CHLDN	20	43	53	212	51	105	12	11	136	371
HEAD, SPOUSE & OTH ADULTS	85	5	178	3	442	8	119	3	824	19
HD, SPSE, OTH ADLTS, CHLDN	271	12	1102	15	805	11	117	4	2295	42
TOTAL	6546	1347	8843	1167	4658	619	1290	305	20782	3438

TABLE 48. FAMILIES BY FAMILY CLASS BY BIRTHPLACE AND SEX OF HEAD

FAMILY CLASS	BIRTHPLACE OF HEAD								TOTAL			
	AUSTRALIA		UK AND EIRE		OTHER EUROPE		ASIA		OTHER			
HEAD ONLY	2435	902	354	123	351	45	61	27	184	75	3355	1172
HEAD WITH CHILDREN	226	1176	37	77	25	55	14	30	3	23	311	1355
HEAD & SPOUSE	3233	97	515	8	434	8	72	3	218	7	4472	123
HEAD, SPOUSE & CHILDREN	6654	110	829	13	1077	10	223	1	386	4	9119	138
HEAD & OTHER ADULTS	237	102	20	16	23	7	8	5	11	8	269	218
HEAD, OTH ADULTS & CHLDN	111	328	9	13	7	14	7	10	2	6	136	371
HEAD, SPOUSE & OTH ADULTS	619	14	72	4	79	0	28	0	26	1	824	19
HD, SPSE, OTH ADLTS, CHLDN	1752	32	177	1	219	5	84	2	63	2	2295	42
TOTAL	15158	2835	2013	256	2215	144	497	78	899	126	20782	3438

TABLE 49. FAMILIES BY FAMILY CLASS BY PERIOD OF RESIDENCE IN AUSTRALIA AND SEX OF OVERSEAS-BORN HEADS

FAMILY CLASS	PERIOD OF RESIDENCE (YEARS) OF HEAD								TOTAL			
	0-4		5-9		10-14		15 OR MORE		NOT STATED			
HEAD ONLY	203	71	145	45	80	24	218	61	304	69	950	270
HEAD WITH CHILDREN	9	26	10	29	5	20	20	34	41	76	85	185
HEAD & SPOUSE	256	6	191	4	97	2	273	7	422	7	1239	26
HEAD, SPOUSE & CHILDREN	386	8	396	3	256	3	523	4	954	10	2515	28
HEAD & OTHER ADULTS	8	9	4	3	5	3	9	12	36	9	62	35
HEAD, OTH ADULTS & CHLDN	3	8	5	5	0	4	11	5	0	18	25	43
HEAD, SPOUSE & OTH ADULTS	28	0	18	0	32	1	44	2	83	2	205	5
HD, SPSE, OTH ADLTS, CHLDN	66	2	62	2	54	0	125	2	236	4	543	10
TOTAL	959	130	831	91	529	57	1223	130	2082	135	5624	603

TABLE 50. FAMILIES BY FAMILY CLASS BY EMPLOYMENT STATUS AND SEX OF HEAD

FAMILY CLASS	EMPLOYMENT STATUS OF HEAD						TOTAL	
	EMPLOYED		UNEMPLOYED		NOT IN LABOUR FORCE		MALES	FEMALES
HEAD ONLY	2841	845	95	20	419	304	3355	1169
HEAD WITH CHILDREN	238	545	7	28	65	781	318	1354
HEAD & SPOUSE	3752	82	88	1	630	48	4478	123
HEAD, SPOUSE & CHILDREN	8246	76	170	2	785	60	9119	138
HEAD & OTHER ADULTS	201	117	10	0	58	95	269	217
HEAD, OTH ADULTS & CHLDN	110	167	1	3	25	200	136	374
HEAD, SPOUSE & OTH ADULTS	691	12	14	0	119	7	824	19
HD, SPSE, OTH ADLTS, CHLDN	1991	23	29	0	275	19	2295	42
TOTAL	18069	1867	414	59	2296	1506	21779	3432

TABLE 51. OCCUPATIONAL STATUS BY MARITAL STATUS, POPULATION 15 AND OVER

OCCUPATIONAL STATUS	MARITAL STATUS										TOTAL	
	NEVER MARRIED		NOW MARRIED		PERMANENTLY SEPARATED		DIVORCED		WIDOWED		MALES	FEMALES
EMPLOYER	137	11	828	357	49	5	32	13	11	14	1057	486
SELF EMPLOYED	316	27	1031	367	05	13	49	6	13	14	1464	427
WAGE OR SALARY EARNER	8700	3680	15901	8060	945	557	672	351	226	273	26443	12922
HELPER UNPAID	43	34	44	210	7	0	7	8	0	0	101	262
UNEMP LOOKING FIRST JOB	133	50	53	34	7	2	2	1	1	0	166	87
UNEMPLOYED OTHER	430	178	303	171	41	23	20	13	13	7	867	392
NOT IN LABOUR FORCE	2646	2345	2767	10229	169	484	112	207	303	1376	5937	14641
TOTAL 15 AND OVER	12365	6325	20867	19429	1283	1088	894	599	567	1690	35976	29131

TABLE 52. OCCUPATIONAL STATUS BY MARITAL STATUS, OVERSEAS-BORN POPULATION 15 AND OVER

OCCUPATIONAL STATUS	MARITAL STATUS										TOTAL	
	NEVER MARRIED		NOW MARRIED		PERMANENTLY SEPARATED		DIVORCED		WIDOWED		MALES	FEMALES
EMPLOYER	53	6	297	81	13	2	9	0	7	0	372	89
SELF EMPLOYED	133	12	434	89	24	5	23	3	7	2	621	111
WAGE OR SALARY EARNER	2138	711	4145	1889	261	118	222	103	61	65	6827	2886
HELPER UNPAID	12	5	15	60	1	0	4	0	0	0	32	66
UNEMP LOOKING FIRST JOB	22	13	18	18	1	0	2	0	0	0	43	31
UNEMPLOYED OTHER	93	46	67	48	6	5	7	2	2	2	175	103
NOT IN LABOUR FORCE	447	318	465	2234	27	75	35	53	48	192	962	2872
TOTAL 15 AND OVER	2898	1111	5381	4419	333	205	302	161	118	262	9033	6158

NORTHERN TERRITORY. CENSUS 3, JUNE 1976

TABLE 53. DURATION OF MARRIAGE BY NUMBER OF CHILDREN, NOW MARRIED WOMEN 15 AND OVER

DURATION OF MARRIAGE	NUMBER OF CHILDREN										NOT STATED	TOTAL
	0	1	2	3	4	5	6	7	8 OR MORE			
LESS THAN 1 YEAR	570	86	26	2	1	1	2	1	1	..	55	738
1 AND UNDER 2 YEARS	484	210	14	1	1	1	1	1	36	748
2 AND UNDER 3 YEARS	443	356	90	9	4	62	964
3 AND UNDER 4 YEARS	303	376	177	32	4	1	1	1	34	928
4 AND UNDER 5 YEARS	252	272	231	43	10	2	39	910
5 AND UNDER 10 YEARS	601	754	1554	640	211	55	17	5	3	141	3981	
10 AND UNDER 25 YEARS	429	398	1435	1375	817	394	198	133	144	227	5513	
25 YEARS OR MORE	164	216	439	467	392	225	139	88	162	151	2463	
NOT STATED	195	166	171	182	134	106	83	58	102	1984	3146	
TOTAL NOW MARRIED WOMEN	3441	2834	4131	2751	1579	784	441	256	422	2729	19429	

TABLE 54. AGE BY DURATION OF MARRIAGE BY LABOUR FORCE STATUS, NOW MARRIED WOMEN 15 AND OVER

AGE (YEARS)	DURATION OF MARRIAGE (YEARS)										50 AND OVER	NOT STATED	TOTAL	
	0-4	5-9	10-14	15-19	20-24	25-29	30-34	35-39	40-44	45-49				
	IN LABOUR FORCE													
15-19	142	73	215
20-24	1041	167	238	1446
25-29	620	872	189	343	2024
30-34	176	394	668	128	317	1683
35-39	85	109	306	448	88	227	1263
40-44	54	57	70	204	290	58	193	926
45-49	32	26	44	75	152	217	45	127	718
50 OR MORE	12	36	30	48	78	161	247	105	25	4	3	175	924	
TOTAL	2162	1661	1307	903	608	436	292	185	25	4	3	1693	9199	
	NOT IN LABOUR FORCE													
15-19	299	188	487
20-24	952	393	288	1553
25-29	512	1188	278	224	2202
30-34	169	470	667	145	161	1612
35-39	71	142	244	328	101	146	1032
40-44	45	57	85	139	224	78	127	755
45-49	31	19	33	62	140	188	61	110	636
50 OR MORE	47	51	61	59	126	201	397	312	243	71	53	329	1952	
TOTAL	2126	2320	1368	733	591	459	458	312	243	71	55	1493	13229	

TABLE 55. AGE BY DURATION OF MARRIAGE BY LABOUR FORCE STATUS, OVERSEAS-BORN NOW MARRIED WOMEN 15 AND OVER

AGE (YEARS)	DURATION OF MARRIAGE (YEARS)										50 AND OVER	NOT STATED	TOTAL	
	0-4	5-9	10-14	15-19	20-24	25-29	30-34	35-39	40-44	45-49				
	IN LABOUR FORCE													
15-19	21	3	24
20-24	197	29	19	245
25-29	208	221	48	36	513
30-34	69	117	191	32	23	432
35-39	25	30	89	131	20	22	317
40-44	17	19	16	62	86	11	20	231
45-49	8	9	16	26	46	56	11	11	183
50 OR MORE	2	14	12	17	31	41	71	26	4	2	1	19	240	
TOTAL	547	439	372	268	183	108	82	26	4	2	1	153	2185	
	NOT IN LABOUR FORCE													
15-19	41	2	42
20-24	202	86	13	281
25-29	152	298	48	26	524
30-34	66	151	185	28	21	450
35-39	18	38	93	98	17	21	285
40-44	12	16	26	50	54	10	11	179
45-49	5	6	8	20	35	36	18	6	126
50 OR MORE	8	8	16	11	19	45	80	67	42	10	13	31	347	
TOTAL	503	583	376	207	129	91	98	67	42	10	10	130	2234	

TABLE 56. AGE BY HIGHEST LEVEL OF QUALIFICATION OBTAINED, NOW MARRIED WOMEN 15 AND OVER

AGE (YEARS)	LEVEL OF QUALIFICATION							NOT CLASSIFIED BY LEVEL	INAD. DESCRIBED	NOT STATED	NO QUALS.	TOTAL
	HIGHER DEGREE	GRADUATE DIPLOMA	BACHELOR DEGREE	DIPLOMA	TECHNICIAN	TRADE	CLASS BY LEVEL					
15-19	2	8	5	7	76	604	702
20-24	3	10	25	92	159	98	36	320	2256	2999
25-29	6	29	77	254	306	128	100	539	2793	4226
30-34	8	14	54	162	252	98	87	507	2121	3295
35-39	5	4	32	102	188	42	34	371	1517	2295
40-44	3	5	19	57	93	28	27	325	1124	1681
45-49	4	2	11	30	76	33	21	254	923	1354
50 OR MORE	3	2	12	64	95	50	48	681	1925	2876
TOTAL	32	66	230	759	1171	474	360	3073	13263	19429

TABLE 57. AGE BY OCCUPATIONAL STATUS, NOW MARRIED WOMEN 15 AND OVER

AGE (YEARS)	OCCUPATIONAL STATUS						NOT IN LABOUR FORCE	TOTAL
	EMPLOYER	SELF-EMPLOYED	WAGE OR SALARY EARNER	HELPER (UNPAID)	UNEMP. LOOKING FIRST JOB	UNEMPLOYED OTHER		
15-19	..	5	187	6	3	14	487	702
20-24	17	23	1329	27	18	44	1553	2999
25-29	62	71	1795	49	5	42	2202	4226
30-34	76	68	1465	42	3	29	1612	3295
35-39	70	55	1092	28	7	11	1032	2295
40-44	51	36	818	11	..	10	755	1681
45-49	29	41	615	20	1	12	636	1354
50 OR MORE	52	68	763	27	5	9	1952	2876
TOTAL	357	367	8060	214	34	171	10229	19429

TABLE 58. AGE BY SECTION OF STATE, NOW MARRIED WOMEN 15 AND OVER

AGE (YEARS)	SECTION OF STATE			MIGRATORY	TOTAL
	MAJOR URBAN	OTHER URBAN	RURAL		
15-19	..	249	453	..	702
20-24	..	1986	1008	5	2999
25-29	..	3080	1141	5	4226
30-34	..	2397	895	3	3295
35-39	..	1601	649	5	2295
40-44	..	1122	558	1	1681
45-49	..	871	475	8	1354
50 OR MORE	..	1715	1121	40	2876
TOTAL	..	13022	6340	67	19429

NORTHERN TERRITORY, CENSUS 30 JUNE 1976

TABLE 59. AGE BY BIRTHPLACE BY NUMBER OF CHILDREN, EVER MARRIED WOMEN 15 AND OVER
BIRTHPLACE

AGE (YEARS)	AUST- RALIA	UK, EIRE	GERMANY	GREECE	ITALY	MALTA	NETHER- LANDS	POLAND	YUGO- SLAVIA	OTHER EUROPE	OTHER COUNTRIES	TOTAL
0 CHILDREN												
15-19	222	12	..	6	1	..	1	..	1	..	4	247
20-24	406	66	1	8	4	..	8	..	3	13	85	994
25-29	565	102	19	4	5	..	8	..	1	22	98	828
30-34	168	37	7	3	5	..	5	1	..	10	34	270
35-39	98	20	7	2	1	..	1	..	1	3	17	152
40-44	86	14	4	1	3	1	..	3	12	116
45-49	76	11	5	2	1	1	2	2	14	114
50 OR MORE	321	30	4	..	1	..	1	2	..	5	13	377
TOTAL	2343	292	49	26	20	..	25	5	8	58	277	3100
1 CHILD												
15-19	199	8	1	14	1	5	228
20-24	655	47	6	22	6	..	6	..	6	9	63	820
25-29	621	82	9	17	7	2	6	1	4	21	180	870
30-34	271	53	7	2	3	..	3	2	2	17	51	411
35-39	125	26	7	3	3	..	1	9	19	193
40-44	88	14	5	..	3	..	2	4	7	123
45-49	89	16	7	..	2	..	1	..	1	7	10	133
50 OR MORE	371	71	5	2	4	..	3	3	1	6	24	490
TOTAL	2419	317	47	60	25	2	24	6	15	74	279	3268
2 CHILDREN												
15-19	84	3	..	2	1	90
20-24	498	30	2	26	2	..	8	..	2	2	21	591
25-29	966	113	19	31	16	1	19	..	7	14	97	1277
30-34	733	133	20	15	16	..	9	3	6	18	88	1041
35-39	402	72	10	11	5	1	4	..	3	14	52	574
40-44	200	34	7	6	9	..	1	..	6	18	29	302
45-49	163	32	8	3	1	..	1	2	1	3	16	230
50 OR MORE	608	93	11	1	7	1	4	..	4	10	40	779
TOTAL	3648	510	77	95	56	3	46	5	29	71	344	4884
3 CHILDREN												
15-19	25	25
20-24	228	3	..	6	1	..	2	1	10	251
25-29	494	50	2	16	6	2	5	..	2	6	33	616
30-34	552	73	13	18	5	2	12	..	2	10	54	741
35-39	372	57	2	11	12	..	6	13	52	522
40-44	248	35	8	9	4	..	4	1	2	9	22	342
45-49	208	32	3	5	4	..	3	4	19	278
50 OR MORE	552	82	5	2	9	..	3	1	3	5	30	692
TOTAL	2679	342	33	67	41	4	35	2	9	45	220	3467
4 CHILDREN												
15-19	2	2
20-24	85	1	..	2	1	89
25-29	222	15	1	8	2	1	2	254
30-34	288	36	..	4	1	..	2	3	22	361
35-39	238	34	2	12	4	1	6	..	1	5	30	333
40-44	220	23	4	6	2	..	2	..	1	2	23	283
45-49	184	21	2	..	1	1	8	217
50 OR MORE	456	56	2	9	5	..	5	3	37	573
TOTAL	1695	186	11	46	13	1	17	1	2	14	126	2112
5 OR MORE												
15-19	2	2
20-24	38	2	40
25-29	182	5	..	1	4	192
30-34	314	7	3	3	4	1	2	..	1	..	14	349
35-39	268	24	3	18	2	..	3	1	19	488
40-44	426	20	2	7	1	..	1	3	38	506
45-49	434	24	6	10	2	1	5	..	1	3	15	446
50 OR MORE	379	74	5	19	7	..	7	..	1	11	49	1080
TOTAL	2602	154	19	50	16	2	18	..	3	18	141	3023
NOT STATED												
15-19	122	1	..	5	2	1	2	133
20-24	361	19	1	15	2	..	1	..	4	7	33	443
25-29	446	26	4	16	6	..	6	..	4	19	49	574
30-34	356	18	7	9	7	..	5	1	3	15	37	458
35-39	258	14	2	7	5	..	1	2	..	13	21	323
40-44	206	11	8	5	6	..	3	..	1	6	15	261
45-49	174	8	2	4	1	..	1	1	..	3	15	209
50 OR MORE	452	31	5	5	7	..	4	2	1	12	29	548
TOTAL	2375	128	29	66	34	..	21	6	15	76	201	2951
TOTAL												
15-19	656	24	1	27	1	..	1	..	3	2	12	727
20-24	2671	166	10	79	15	..	25	..	15	32	215	3228
25-29	3494	393	54	33	40	5	46	1	18	63	386	4613
30-34	2682	357	57	59	41	3	38	7	14	73	400	3631
35-39	1919	247	35	56	29	2	24	2	6	55	210	2585
40-44	1476	151	38	34	28	..	13	2	10	37	146	1935
45-49	1273	144	33	24	11	1	12	5	5	22	97	1627
50 OR MORE	3587	437	37	38	40	1	27	8	10	52	222	4459
TOTAL	17759	1919	265	410	205	12	166	25	81	356	1588	22886

NORTHERN TERRITORY, CENSUS 3, JUNE 1976

TABLE 60. OCCUPATION BY AGE, EMPLOYED POPULATION-MALES

OCCUPATION	AGE (YEARS)										TOTAL	
	15-19	20-24	25-29	30-34	35-39	40-44	45-49	50-54	55-59	60-64		65+
J. PROFESSIONAL, TECHNICAL												
ARCHITECTS, ENGINEERS, ETC	1	45	119	98	63	48	48	38	11	10	..	468
CHEMISTS, PHYSICISTS, ETC	..	15	42	34	25	4	6	5	3	1	..	125
BIOLOGISTS, VETS, ETC	..	14	20	33	17	4	2	5	1	97
MEDICAL PRACT, DENTISTS	..	2	23	22	21	13	20	14	7	123
NURSES	1	6	4	4	2	1	1	..	1	20
PROF MEDICAL WORKERS	..	1	7	5	8	5	2	..	2	5	..	39
TEACHERS	17	66	167	179	91	53	37	13	16	8	1	653
CLERGY & RELIG ORDERS	..	5	10	18	14	14	13	15	8	7	5	109
LAW PROFESSIONALS	..	5	19	31	7	3	2	8	4	2	1	82
ARTISTS, ENTERTAINERS, ETC	3	28	25	16	28	16	13	5	12	6	5	150
DRAFTSMEN, TECHNICIANS, ETC	19	87	152	125	73	54	54	34	21	8	4	631
OTHER PROFESSIONAL, ETC	3	40	77	59	51	33	21	22	15	4	3	325
TOTAL	44	314	555	624	379	245	219	171	101	51	20	2622
L. ADMINISTRATIVE, ETC												
ADMIN, EXEC (GOVT) NEC	2	6	21	39	31	20	34	28	18	5	2	206
EMPLOYERS, MANAGERS NEC	3	70	282	407	300	268	222	170	98	54	18	1892
TOTAL	5	76	303	446	331	288	256	198	116	59	20	2098
M. CLERICAL WORKERS												
BOOK-KEEPERS, CASHIERS	7	14	18	16	20	..	7	8	2	2	2	145
STENOGRAPHERS, TYPISTS	..	1	..	1	2
OTHER CLERICAL	97	379	404	302	195	143	153	153	166	55	7	1994
TOTAL	104	394	422	319	215	152	160	161	168	57	9	2141
N. SALES WORKERS												
INSURANCE SALESMEN ETC	1	9	29	38	20	9	7	4	4	2	2	117
COMMERCIAL TRAVELLERS ETC	..	11	11	9	9	8	1	6	1	..	2	58
PROPRIETORS, SHOPKEEPERS	70	101	89	82	54	38	34	23	12	10	2	515
TOTAL	71	121	129	121	83	55	42	33	17	12	6	690
O. FARMERS, FISHERMEN ETC												
FARMERS, FARM MANAGERS	5	21	47	48	55	36	43	30	36	23	24	368
FARM WORKERS, FARM FOREMEN	256	294	227	177	136	113	130	115	59	50	18	1575
MOOL CLASSERS
HUNTERS, TRAPPERS	1	4	4	4	2	1	16
FISHERMEN, RELATED WORKERS	11	26	18	17	18	5	8	8	4	4	1	114
TIMBERCUTTERS, ETC	12	17	17	8	9	4	9	5	4	3	..	88
TOTAL	285	356	313	254	210	158	192	158	103	88	44	2161
P. MINERS, QUARRYMEN ETC												
MINERS, QUARRYMEN, ETC	18	64	76	50	54	38	33	21	7	6	2	361
WELL DRILLERS-OIL, WATER,	1	6	9	7	6	3	8	4	1	45
MINERAL TREATERS	10	23	67	46	27	21	6	4	3	1	..	268
TOTAL	29	93	152	103	87	54	47	29	11	7	2	614
Q. TRANSPORT, COMMUNICATION												
DECK, ENGINEER OFFICERS	..	4	9	12	7	7	7	5	3	..	1	55
DECK, ENGINE RM HANDS, ETC	5	5	12	4	6	8	3	5	6	2	1	57
AIR PILOTS, NAVIGATORS	3	19	28	27	11	7	5	6	4	1	..	111
DRIVERS, FIREMEN (RAIL)	..	1	6	4	3	1	2	1	2	1	..	21
DRIVERS (ROAD)	30	168	239	225	176	107	76	63	24	28	5	1133
GUARDS, CONDUCTORS (RAIL)	..	2	1	3	1	2	1	2	2	14
INSPECTORS ETC, TRANSPORT	6	14	35	26	28	11	16	11	6	6	..	159
TELEPHONE OPERATORS, ETC	1	6	15	7	6	3	7	3	1	49
POSTMASTERS, POSTMEN, ETC	6	30	17	9	14	8	5	5	3	1	2	100
OTHER TRANSPORT, ETC, NEC	2	2	6	2	2	1	1	3	1	1	..	21
TOTAL	53	251	368	319	254	155	123	104	52	32	9	1720
R. TRADESMEN ETC												
SPINNERS, WEAVERS, ETC
TAILORS, CUTTERS, ETC	3	4	2	3	2	2	3	1	20
LEATHER CUTTERS, ETC	2	2	..	1	1	..	6
FURNACEMEN, ROLLERS, ETC	..	1	2	2	1	2	1	9
WATCHMAKERS, JEWELLERS, ETC	3	12	20	13	7	7	5	5	1	1	..	74
TOOL MAKEKS, MACHINISTS ETC	255	461	566	360	305	164	151	99	69	36	3	2499
ELECTRICIANS, ETC	90	267	272	218	167	97	86	51	30	22	..	1368
METAL WORKERS NEC	38	71	43	37	25	14	9	10	4	6	1	258
CARPENTERS ETC	101	247	249	188	143	107	73	63	41	25	5	1234
PAINTERS, DECORATORS	20	68	85	71	62	34	27	23	10	8	..	468
BRICKLAYERS, PLASTERERS	56	144	224	196	165	123	116	68	40	18	3	1150
COMPOSITORS, ENGRAVERS, ETC	10	8	18	7	8	6	3	..	2	2	1	65
POTTERS, KILNMEN, ETC	..	5	5	3	1	2	1	1	18
MILLERS, BAKERS, BUTCHERS	43	55	53	28	22	13	12	14	12	6	3	261
CHEMICAL, SUGAR WORKERS, ETC	..	1	2	4	2	3	1	1	1	15
TOBACCO PREPARERS, ETC
PAPER, RUBBER WORKERS, ETC	7	5	2	2	3	3	2	..	2	26
PACKERS, WRAPPERS, ETC	1	2	..	1	1	1	6
EQUIPMENT OPERATORS ETC	32	91	137	165	74	68	55	33	16	7	1	619
STOREMEN FREIGHT HANDLRS	67	99	90	73	61	60	56	39	42	23	5	615
LABOURERS NEC	302	470	368	275	250	169	135	115	75	51	10	2221
APPRNTCS, FCTRY WRKS, NEC	12	10	25	26	24	24	22	13	7	3	..	166
TOTAL	1040	2021	2105	1604	1322	895	760	537	354	249	33	10881
S. SERVICE, SPORT, RECREATN												
FIRE BRIGADE, POLICE, ETC	6	60	219	168	128	43	19	15	13	4	2	675
HOUSEKEEPERS, COOKS ETC	16	44	40	58	26	30	42	26	30	18	9	331
WAITERS, BARTENDERS	13	20	20	8	5	4	6	5	1	..	2	85
CARETAKERS, CLEANERS	16	23	16	15	11	21	15	16	24	19	4	180
BARBERS, HAIRDRESSERS, ETC	..	5	3	3	..	1	3	..	3	1	..	16
LAUNDERERS, PRESSERS, ETC	3	4	2	3	1	1	1	15
ATHLETES, SPORTSMEN ETC	1	3	2	2	..	1	9
PHOTOGRAPHERS, ETC	1	..	3	2	2	1	1	1	11
UNDERTAKERS, ETC	1	1	..	1	3
SERVICE, OTHER WORKERS NEC	13	33	30	25	12	15	20	13	10	6	..	177
TOTAL	78	192	335	268	186	123	107	77	79	48	17	1562
T. MEMBERS ARMED SERVICES	52	355	305	170	105	42	36	18	1	1	..	1077
U. INADEQ. DESC. M/S	304	399	606	498	407	316	264	271	184	112	47	3399
TOTAL EMPLOYED	2057	4572	5693	4718	3587	2483	2206	1747	1126	668	207	29066

NORTHERN TERRITORY, CENSUS 3: JUNE 1976

TABLE 60. OCCUPATION BY AGE, EMPLOYED POPULATION-FEMALES

OCCUPATION	AGE (YEARS)										TOTAL	
	15-19	20-24	25-29	30-34	35-39	40-44	45-49	50-54	55-59	60-64		65+
.. PROFESSIONAL, TECHNICAL	..	1	2	3
ARCHITECTS, ENGINEERS, ETC	..	3	4	2	1	..	1	11
CHEMISTS, PHYSICISTS, ETC	4	1	1	1	11
BIOLOGISTS, VETS, ETC	10	5	3	4	4	2	1	29
MEDICAL PRACT, DENTISTS	29	165	186	132	91	52	32	34	16	7	1	745
NURSES	1	14	17	8	2	2	..	1	1	46
PROF MEDICAL WORKERS	57	288	346	226	136	81	52	35	18	10	1	1251
TEACHERS	2	6	2	2	1	1	7	..	1	22
CLERGY & RELIG ORDERS	..	2	3	2	2	1	10
LAW PROFESSIONALS	5	8	16	12	7	13	11	13	4	1	2	86
ARTISTS, ENTERTAINERS, ETC	7	29	29	9	12	7	6	7	2	..	1	169
DRAFTSMEN, TECHNICNS, ETC	11	25	45	32	21	24	18	12	7	4	3	202
OTHER PROFESSIONAL, ETC	110	535	664	435	281	182	128	105	56	22	9	2525
1. ADMINISTRATIVE, ETC	1	1	1	3
ADMIN, EXEC (GOVT) NEC	1	18	73	67	55	54	61	24	18	15	7	393
EMPLOYERS, MANAGERS NEC	1	18	74	68	55	54	62	24	18	15	7	396
TOTAL
2. CLERICAL WORKERS	25	70	83	60	46	37	25	23	9	1	..	376
BOOK-KEEPERS, CASHIERS	94	165	136	99	59	37	28	14	12	2	..	646
STENOGRAPHERS, TYPISTS	322	736	647	458	294	193	163	122	66	19	6	3018
OTHER CLERICAL	441	971	866	609	399	267	216	156	87	22	6	4040
TOTAL
3. SALES WORKERS	1	..	6	..	1	1	9
INSURANCE SALESMEN ETC	1	2	5	2	2	15
COMMERCIAL TRAVELLERS ETC	219	228	178	148	132	87	62	60	25	8	3	1450
PROPRIETORS, SHOPKEEPERS	221	230	189	150	135	89	62	63	26	9	3	1174
TOTAL
4. FARMERS, FISHERMEN ETC	3	8	7	12	18	14	9	8	12	11	5	167
FARMERS, FARM MANAGERS	18	12	16	13	15	7	17	14	4	2	3	121
FARM WORKRS, FARM FOREMEN
WOOD CLASSERS
HUNTERS, TRAPPERS	1	..	4	1	1	..	7
FISHERMEN, RELATED WORKERS	1	1	2	1	1	6
TIMBERCUTTERS, ETC	23	21	29	25	33	21	27	23	17	14	8	241
TOTAL
5. MINERS, QUARRYMEN ETC	..	3	1	1	..	1	6
MINERS, QUARRYMEN, ETC
WELL DRILLERS-OIL, WATER,	1	..	1	2
MINERAL TREATERS	..	3	2	1	1	1	8
TOTAL
6. TRANSPORT, COMMUNICATION
DECK, ENGINEER OFFICERS	2	4	6
DECK, ENGINE RM HANDS, ETC	1	2
AIR PILOTS, NAVIGATORS
DRIVERS, FIREMEN (RAIL)	2	9	8	8	4	4	4	2	41
DRIVERS (ROAD)
GUARDS, CONDUCTORS (RAIL)	1	1	2
INSPECTORS ETC, TRANSPORT	15	45	38	29	27	13	7	6	186
TELEPHONE OPERATORS, ETC	1	8	8	8	6	3	3	1	1	1	..	48
POSTMASTERS, POSTMEN, ETC	1	1
OTHER TRANSPORT, ETC, NEC	20	66	54	46	37	22	15	9	2	1	..	272
TOTAL
7. TRADESMEN ETC	3	1	4
SPINNERS, WEAVERS, ETC	6	11	10	7	6	2	1	4	2	3	..	52
TAILORS, CUTTERS, ETC
LEATHER CUTTERS, ETC	1	..	1
FURNACEMEN, ROLLERS, ETC	2
WATCHMAKRS, JEWELLERS, ETC	3	1	1	1	..	1	7
TOOL MAKERS, MACHINISTS ETC	2	3	..	1	6
ELECTRICIANS, ETC	1	3	4	3	1	1	1	14
METAL WORKERS NEC	3	..	1	1	1	6
CARPENTERS ETC	2	..	1	1	1	..	1	6
PAINTERS, DECORATORS	2	..	6	2	1	1	12
BRICKLAYERS, PLASTERERS	4	2	2	..	3	4	2	2	19
COMPOSITORS, ENGRAVERS, ETC	..	1	1	1	..	1	4
POTTERS, KILNMEN, ETC	11	12	3	11	15	2	1	1	1	57
MILLERS, BAKERS, BUTCHERS	1	1
CHEMICAL, SUGAR WORKRS, ETC
TOBACCO PREPARERS, ETC	2	1	2	1	2	..	3	2	1	1	2	17
PAPER, RUBBER WORKERS, ETC	11	11	10	12	2	4	5	2	1	1	..	59
PACKERS, WRAPPERS, ETC	1	1
EQUIPMENT OPERATORS ETC	2	5	6	4	6	5	4	2	2	1	..	39
STOREMEN FREIGHT HANDLRS	23	24	28	26	12	18	21	15	9	176
LABOURERS NEC	3	2	3	3	2	4	3	2	1	20
APPRENTICES, FACTRY WRKS, NEC	71	73	83	74	58	46	39	31	19	7	2	503
TOTAL
9. SERVICE, SPORT, RECREATN	..	6	5	3	..	1	1	1	17
FIRE BRIGADE, POLICE, ETC	99	187	171	148	159	126	105	95	67	17	10	1184
HOUSEKEEPERS, COOKS ETC	50	98	53	18	12	11	9	6	5	1	..	263
WAITERS, BARTENDERS	31	57	69	76	49	51	45	35	17	2	2	434
CARETAKERS, CLEANERS	20	20	14	4	2	1	3	64
BARBERS, HAIRDRESSERS, ETC	7	12	6	11	17	17	14	8	6	98
LAUNDERERS, PRESSERS, ETC	1	1	1	..	1	4
ATHLETES, SPORTSMEN ETC
PHOTOGRAPHERS, ETC	1	1
UNDERTAKERS, ETC	43	82	48	34	34	19	18	7	7	2	..	294
SERVICE, OTH WORKERS NEC	250	462	367	295	274	227	196	152	102	22	12	2359
TOTAL	26	73	13	4	1	1	1	119
10. MEMBERS ARMED SERVICES
11. INADEQ. DESC. M/S	292	363	449	385	266	211	152	123	86	29	17	2373
TOTAL EMPLOYED	1455	2815	2790	2392	1546	1121	895	683	414	141	64	14811

NORTHERN TERRITORY. CENSUS 31 JUNE 1976

TABLE 61. OCCUPATION BY AGE, OVERSEAS-BORN EMPLOYED POPULATION MALES

OCCUPATION	AGE (YEARS)										TOTAL	
	15-19	20-24	25-29	30-34	35-39	40-44	45-49	50-54	55-59	60-64		65+
0. PROFESSIONAL, TECHNICAL												
ARCHITECTS, ENGINEERS, ETC	..	3	29	43	35	26	22	22	6	6	..	192
CHEMISTS, PHYSICISTS, ETC	..	2	7	15	7	1	5	1	38
BIOLOGISTS, VETS, ETC	1	7	7	2	..	2	1	20
MEDICAL PRAC, DENTISTS	..	1	11	16	9	7	11	3	4	68
NURSES	..	3	..	2	2	1	8
PROF MEDICAL WORKERS	2	1	2	2	..	3	2	2	..	14
TEACHERS	..	3	52	53	38	24	15	9	5	4	1	204
CLERGY & RELIG ORDERS	..	1	2	4	6	1	3	3	3	23
LAW PROFESSIONALS	..	1	3	6	1	..	1	5	..	1	..	16
ARTISTS, ENTERTAINERS, ETC	..	8	7	5	2	1	3	..	3	..	1	30
DRAFTSMEN, TECHNICIANS, ETC	..	14	49	48	22	22	19	9	8	3	1	199
OTHER PROFESSIONAL, ETC	..	6	19	16	13	10	7	3	6	1	1	88
TOTAL	4	42	182	216	144	96	86	72	39	17	4	912
1. ADMINISTRATIVE, ETC												
ADMIN, EXEC (GOVT) MEG	1	..	3	6	6	4	12	6	8	..	1	47
EMPLOYERS, MANAGERS NEC	..	16	70	119	85	138	77	51	35	17	3	581
TOTAL	1	16	73	125	91	142	89	57	43	17	4	628
2. CLERICAL WORKERS												
BOOK-KEEPERS, CASHIERS	3	6	5	2	..	1	..	1	1	19
STENOGRAPHERS, TYPISTS	..	1	1
OTHER CLERICAL	9	45	81	89	59	41	39	42	22	16	3	446
TOTAL	9	46	84	95	64	43	39	43	22	17	4	466
3. SALES WORKERS												
INSURANCE SALESMEN ETC	..	1	3	5	7	3	1	2	22
COMMERCIAL TRAVELLERS ETC	..	3	3	..	1	1	1	9
PROPRIETORS, SHOPKEEPERS	10	16	25	30	25	10	12	5	..	1	1	135
TOTAL	10	20	31	35	33	14	13	5	1	1	3	166
4. FARMERS, FISHERMEN ETC												
FARMERS, FARM MANAGERS	..	2	6	10	8	9	8	6	9	2	2	62
FARM WORKRS, FARM FOREMEN	9	15	10	13	8	8	11	8	8	9	5	112
WOOL CLASSERS
HUNTERS, TRAPPERS	3	1	4
FISHERMEN, RELATD WORKERS	1	3	7	5	2	1	2	2	..	1	..	24
TIMBERCUTTERS, ETC	..	1	3	2	4	1	..	1	2	1	..	15
TOTAL	10	21	37	30	22	19	21	17	19	13	8	217
5. MINERS, QUARRYMEN ETC												
MINERS, QUARRYMEN, ETC	3	23	40	23	28	15	13	3	4	2	1	168
WELL DRILLERS-OIL, WATER,	..	1	..	1	..	1	4
MINERAL TREATERS	3	7	28	20	12	10	2	3	1	86
TOTAL	6	31	68	44	40	26	16	11	5	2	1	258
6. TRANSPORT, COMMUNICATION												
DECK, ENGINEER OFFICERS	..	2	3	8	4	3	3	2	1	26
DECK, ENGINE RM HANDS, ETC	..	2	3	2	2	..	2	4	2	2	1	20
AIR PILOTS, NAVIGATORS	1	4	6	5	5	..	1	3	1	26
DRIVERS, FIREMEN (RAIL)	1	1	2
DRIVERS (ROAD)	6	30	63	53	45	34	23	15	4	4	..	277
GUARDS, CONDUCTORS (RAIL)	..	1	..	1	1	3
INSPECTORS ETC, TRANSPORT	..	1	11	11	15	5	4	3	2	52
TELEPHONE OPERATORS, ETC	..	3	1	4	3	1	5	1	1	19
POSTMASTERS, POSTMEN, ETC	..	2	1	1	4	1	1	..	1	11
OTHER TRANSPORT, ETC, NEC	5	3	8
TOTAL	7	45	93	86	79	43	38	32	13	6	2	444
7/8. TRADESMEN ETC												
SPINNERS, WEAVERS, ETC
TAILORS, CUTTERS, ETC	1	..	1	3	1	1	2	9
LEATHER CUTTERS, ETC	1	1
FURNACEMEN, ROLLERS, ETC	1	..	1	2
WATCHMAKRS, JEWELLRS, ETC	1	1	8	7	7	6	3	3	36
TOOL MAKERS, MACHNISTS ETC	43	104	173	149	119	88	69	50	27	15	1	838
ELECTRICIANS, ETC	15	52	96	83	76	53	43	21	12	7	..	452
METAL WORKERS NEC	5	11	11	14	12	5	6	1	2	1	1	74
CARPENTERS ETC	13	54	99	113	86	60	43	27	16	17	2	530
PAINTERS, DECORATORS	4	23	51	44	49	23	15	9	8	4	..	230
BRICKLAYERS, PLASTERERS	13	50	100	88	90	71	58	32	16	18	..	528
COMPOSITORS, ENGRAVERS, ETC	3	1	5	3	4	3	1	..	20
POTTERS, KILNMEN, ETC	..	2	..	1	1	..	1	1	6
MILLERS, BAKERS, BUTCHERS	7	12	18	6	8	2	5	3	2	2	..	57
CHEMICAL, SUGAR WORKRS, ETC	2	3	2	2	..	1	10
TOBACCO PREPARERS, ETC
PAPER, RUBBER WORKERS, ETC	1	2	1	1	..	1	7
PACKERS, WRAPPERS, ETC
EQUIPMENT OPERATORS ETC	4	11	27	36	27	24	17	11	4	2	..	162
STOREMEN FREIGHT HANDLRS	13	24	20	28	26	25	27	16	8	4	1	192
LABOURERS NEC	36	99	123	87	86	49	30	29	15	11	4	569
APPRNTCS, FCTRY WRKS, NEC	5	5	5	6	4	8	7	1	1	42
TOTAL	164	451	732	672	593	414	327	209	111	75	9	3757
9. SERVICE, SPORT, RECREATM												
FIRE BRIGADE, POLICE, ETC	1	10	41	39	28	14	4	6	3	146
HOUSEKEEPERS, COOKS ETC	7	22	27	33	14	17	19	17	14	9	6	185
WAITERS, BARTENDERS	6	2	9	4	4	2	1	3	1	32
CARETAKERS, CLEANERS	5	5	5	5	6	7	6	7	12	6	2	66
BARBERS, HAIRDRESSERS, ETC	..	1	3	2	..	1	2	9
LAUNDERS, PRESSERS, ETC	2	2	1	2	..	1	8
ATHLETES, SPORTSMEN ETC
PHOTOGRAPHERS, ETC	1	1	1	1	4
UNDERTAKERS, ETC	1	1
SERVICE, OTH WORKERS NEC	2	8	10	10	1	4	4	1	3	2	..	45
TOTAL	23	50	97	96	53	46	38	35	33	17	8	496
10. MEMBERS ARMED SERVICES	8	53	62	38	21	5	11	4	..	1	..	203
11. INADEQ. RESC. N/S	19	35	67	43	48	36	31	18	10	12	4	323
TOTAL EMPLOYED	261	810	1526	1480	1188	854	789	583	296	178	47	7853

NORTHERN TERRITORY. CENSUS 3, JUNE 1976

TABLE 61. OCCUPATION BY AGE, OVERSEAS-BORN EMPLOYED POPULATION FEMALES

OCCUPATION	AGE (YEARS)										TOTAL	
	15-19	20-24	25-29	30-34	35-39	40-44	45-49	50-54	55-59	60-64		65+
1. PROFESSIONAL, TECHNICAL												
ARCHITECTS, ENGINEERS, ETC	1	1
CHEMISTS, PHYSICISTS, ETC	2	1	1	3
BIOLOGISTS, VETS, ETC	3	..	3	3	2	1	8
MEDICAL PRACT, DENTISTS	8	3	3	16	12	12	5	20
NURSES	5	41	53	44	30	16	12	12	5	198
PROF MEDICAL WORKERS	..	3	4	2	1	1	1	13
TEACHERS	1	25	60	60	37	24	14	14	5	3	..	263
CLERGY & RELIG ORDERS	2	4	6
LAW PROFESSIONALS	1	..	1	1	2
ARTISTS, ENTERTAINERS, ETC	1	1	3
DRAFTSMEN, TECHNICIANS, ETC	1	5	13	5	6	13	1	5	1	38
OTHER PROFESSIONAL, ETC	1	6	15	13	8	13	6	2	..	3	1	66
TOTAL	8	66	181	130	89	56	37	36	16	6	2	621
1. ADMINISTRATIVE, ETC												
ADHN, EXEC (GOVT) NEC
EMPLOYERS, MANAGERS NEC	..	6	16	14	13	14	14	5	3	5	..	90
TOTAL	..	6	16	14	13	14	14	5	3	5	..	90
2. CLERICAL WORKERS												
BOOK-KEEPERS, CASHIERS	7	16	29	22	9	13	10	7	1	114
STENOGRAPHERS, TYPISTS	16	29	41	29	24	10	7	2	163
OTHER CLERICAL	49	125	169	136	83	51	49	35	24	5	..	722
TOTAL	72	170	239	187	116	74	66	47	23	5	..	999
3. SALES WORKERS												
INSURANCE SALESMEN ETC	1	1
COMMERCIAL TRAVELLRS ETC	..	1	..	1	1	..	3
PROPRIETORS, SHOPKEEPERS	39	39	46	43	38	34	28	14	7	260
TOTAL	39	40	47	44	38	34	28	14	7	1	..	264
4. FARMERS, FISHERMEN ETC												
FARMERS, FARM MANAGERS	1	2	2	3	3	5	1	1	18
FARM WORKRS, FARM FOREMEN	4	..	5	1	3	1	..	1	15
WOOL CLASSERS
HUNTERS, TRAPPERS
FISHERMEN, RELATED WORKERS
TIMBERCUTTERS, ETC
TOTAL	5	2	7	3	3	5	2	3	1	..	2	33
5. MINERS, QUARRYMEN ETC												
MINERS, QUARRYMEN, ETC	1	1
WELL DRILLERS-OIL, WATER,
MINERAL TREATERS
TOTAL	1	1
6. TRANSPORT, COMMUNICATION												
DECK, ENGINEER OFFICERS
DECK, ENGINE RM HANDS, ETC	1	1
AIR PILOTS, NAVIGATORS
DRIVERS, FIREMEN (RAIL)
DRIVERS (ROAD)	..	2	3	4	1	1	12
GUARDS, CONDUCTORS (RAIL)
INSPECTORS ETC, TRANSPORT	1	2
TELEPHONE OPERATORS, ETC	1	5	6	3	4	3	1	3	26
POSTMASTERS, POSTMEN, ETC	3	3	2	8
OTHER TRANSPORT, ETC, NEC	1	1
TOTAL	2	7	12	10	4	5	5	4	1	50
7/8. TRADESMEN ETC												
SPINNERS, WEAVERS, ETC	1	1	1	13
TAILORS, CUTTERS, ETC	..	2	4	..	4
LEATHER CUTTERS, ETC
FURNACEMEN, ROLLERS, ETC	2	2
WATCHMAKERS, JEWELLERS, ETC	1
TOOL MAKERS, MACHINISTS ETC	1	1
ELECTRICIANS, ETC	1	1	1	3
METAL WORKERS NEC	1	1	2
CARPENTERS ETC	1	1	..	1	2
PAINTERS, DECORATORS	1	..	1	4
BRICKLAYERS, PLASTERERS	2	..	2	1	6
COMPOSITORS, ENGRAVERS, ETC	1	..	1	..	1	2
POTTERS, KILNMEN, ETC	6	2	..	1	14
MILLERS, BAKERS, BUTCHERS	..	3	..	2
CHEMICAL, SUGAR WORKERS, ETC
TOBACCO PREPARERS, ETC	1
PAPER, RUBBER WORKERS, ETC	1	19
PACKERS, WRAPPERS, ETC	2	3	5	3	2	3	..	1
EQUIPMENT OPERATORS ETC	2	1	1	2	..	1	..	10
STOREMEN FREIGHT HANDLRS	..	1	1	1	5	1	1	2	17
LABOURERS NEC	1	4	3	1	1	1	6
APPRNTCS, FACTRY WRKS, NEC	1	1	1	1	1	1	6
TOTAL	9	14	19	15	20	18	5	6	2	1	..	161
9. SERVICE, SPORT, RECREATN												
FIRE BRIGADE, POLICE, ETC	..	4	3	1	1	1	10
HOUSEKEEPERS, COOKS ETC	15	49	55	44	33	35	25	36	19	7	4	322
WAITERS, BARTENDERS	9	25	22	6	1	3	3	1	..	1	..	71
CARETAKERS, CLEANERS	1	13	23	13	13	11	11	13	4	1	..	103
BARBERS, HAIRDRESSERS, ETC	2	4	5	1	1	..	2	15
LAUNDERERS, PRESSERS, ETC	3	6	1	3	7	6	8	1	35
ATHLETES, SPORTSMEN ETC	1	2
PHOTOGRAPHERS, ETC
UNDERTAKERS, ETC
SERVICE, OTH WORKERS NEC	5	13	11	5	8	7	6	3	2	60
TOTAL	35	114	120	74	63	62	57	55	25	9	4	618
10. MEMBERS ARMED SERVICES	4	11	3	18
11. INADEQ. DESC. N/S	38	46	70	55	38	27	20	13	13	8	3	337
TOTAL EMPLOYED	212	470	715	532	384	287	226	189	91	35	11	3152

NORTHERN TERRITORY, CENSUS 3, JUNE 1970

TABLE 62. OCCUPATION BY BIRTHPLACE, EMPLOYED POPULATION—MALES

OCCUPATION	BIRTHPLACE											TOTAL
	AUST- RALIA	UK, IREL	GERMANY	GREECE	ITALY	MALTA	NETHER- LANDS	POLAND	TULO- SLAVIA	OTHER EUROPE	OTHER COUNTRIES	
1. PROFESSIONAL, TECHNICAL												
ARCHITECTS, ENGINEERS, ETC	276	60	5	1	1	..	9	6	3	27	74	466
CHEMISTS, PHYSICISTS, ETC	87	12	3	5	10	125
BIOLOGISTS, VETS, ETC	77	7	1	1	11	97
MEDICAL PRACT, DENTISTS	55	13	..	1	1	..	1	52	123
NURSES	12	5	1	2	24
PROF MEDICAL WORKERS	25	5	3	0	39
TEACHERS	449	77	0	..	4	..	12	..	1	10	94	653
CLERGY & RELIG ORDERS	86	11	..	1	11	109
LAW PROFESSIONALS	64	6	2	13	82
ARTISTS, ENTERTAINERS, ETC	120	14	1	..	2	..	4	5	6	151
DRAFTSMEN, TECHNICIANS, ETC	432	86	16	1	4	..	0	1	2	33	51	631
OTHER PROFESSIONAL, ETC	237	31	3	..	2	2	3	5	42	325
TOTAL	1920	329	37	4	13	2	35	8	6	87	381	2822
2. ADMINISTRATIVE, ETC												
ADMIN, EXEC (GOVT) NEC	159	27	1	1	..	5	13	266
EMPLOYERS, MANAGERS NEC	1311	250	41	31	50	1	24	2	7	49	118	1892
TOTAL	1470	277	41	31	50	1	25	3	7	54	131	2098
3. CLERICAL WORKERS												
BOOK-KEEPERS, CASHIERS	86	10	..	1	3	5	145
STENOGRAPHERS, TYPISTS	1	1	2
OTHER CLERICAL	1548	230	22	4	8	2	18	4	1	31	126	1994
TOTAL	1635	240	22	5	8	2	21	4	1	31	132	2101
4. SALES WORKERS												
INSURANCE SALESMEN ETC	95	15	1	6	117
COMMERCIAL TRAVELLERS ETC	49	4	1	1	3	58
PROPRIETORS, SHOPKEEPERS	360	57	11	12	3	..	8	..	2	12	31	515
TOTAL	524	76	11	12	3	1	9	..	1	13	40	696
5. FARMERS, FISHERMEN ETC												
FARMERS, FARM MANAGERS	306	24	1	..	4	..	1	7	25	366
FARM WORKERS, FARM FOREMEN	1463	40	11	2	6	..	4	2	4	17	33	1575
WOOL CLASSERS
HUNTERS, TRAPPERS	12	..	1	1	2	16
FISHERMEN, RELATED WORKERS	90	3	1	1	2	..	2	9	0	114
TIMBERCUTTERS, ETC	73	7	1	2	5	88
TOTAL	1944	74	14	3	12	..	7	2	5	29	71	2161
6. MINERS, QUARRYMEN ETC												
MINERS, QUARRYMEN, ETC	201	34	23	5	5	..	2	5	30	32	22	361
WELL DRILLERS-OIL, WATER,	41	1	1	..	1	..	1	45
MINERAL TREATERS	122	20	5	2	4	..	2	1	9	16	19	208
TOTAL	364	68	25	7	9	..	5	6	40	48	42	614
7. TRANSPORT, COMMUNICATION												
DECK, ENGINEER OFFICERS	29	18	2	1	1	1	2	1	55
DECK, ENGINE RM HANDS, ETC	37	13	1	3	3	3	57
AIR PILOTS, NAVIGATORS	85	10	1	..	1	0	0	111
DRIVERS, FIREMEN (RAIL)	19	1	1	21
DRIVERS (ROAD)	856	104	23	20	12	1	9	3	13	29	67	1133
GUARDS, CONDUCTORS (RAIL)	11	1	1	1	14
INSPECTORS ETC, TRANSPORT	117	31	3	1	3	2	12	159
TELEPHONE OPERATORS, ETC	30	17	2	49
POSTMASTERS, POSTMEN, ETC	89	6	..	1	2	..	1	..	1	101
OTHER TRANSPORT, ETC, NEC	13	3	..	1	1	3	21
TOTAL	1276	260	29	22	15	3	16	4	17	42	97	1726
8. TRADESMEN ETC												
SPINNERS, WEAVERS, ETC
TAILORS, CUTTERS, ETC	11	2	1	1	3	2	24
LEATHER CUTTERS, ETC	5	1	6
FURNACEMEN, ROLLERS, ETC	7	1	1	9
WATCHMAKERS, JEWELLERS, ETC	30	14	3	..	1	..	2	7	3	74
TOOL MAKERS, MACHINISTS ETC	1579	297	81	55	43	2	31	6	29	117	174	2439
ELECTRICIANS, ETC	848	159	16	23	11	1	21	8	14	40	135	1300
METAL WORKERS NEC	184	20	5	5	1	..	1	2	6	16	14	258
CARPENTERS ETC	704	113	35	91	47	2	24	3	23	54	111	1234
PAINTERS, DECORATORS	170	59	17	52	21	3	6	4	12	33	20	468
BRICKLAYERS, PLASTERERS	622	122	32	99	93	1	19	2	23	59	74	1154
COMPOSITORS, ENGRAVERS, ETC	45	10	1	..	1	1	2	5	65
POTTERS, KILNMEN, ETC	12	2	1	2	1	18
MILLERS, BAKERS, BUTCHERS	204	15	2	5	3	..	3	2	2	9	10	261
CHEMICAL, SUGAR WORKERS, ETC	5	2	1	..	1	3	3	15
TOBACCO PREPARERS, ETC
PAPER, RUBBER WORKERS, ETC	19	4	1	2	..	26
PACKERS, WRAPPERS, ETC	6	6
EQUIPMENT OPERATORS ETC	457	58	4	15	13	2	6	..	12	16	36	619
STOREMEN FREIGHT HANDLRS	423	70	13	13	4	..	4	..	3	17	59	615
LABOURERS NEC	1652	137	18	99	39	4	8	5	39	65	155	2221
APPRNTCS, FCTRY WRKS, NEC	124	18	1	1	2	1	2	..	1	3	13	166
TOTAL	7123	1104	254	458	286	16	129	32	160	471	347	10861
9. SERVICE, SPORT, RECREATN												
FIRE BRIGADE, POLICE, ETC	529	100	9	..	2	1	10	1	..	4	19	675
HOUSEKEEPERS, COOKS ETC	146	63	9	19	13	..	1	3	9	34	44	331
WAITERS, BARTENDERS	53	9	..	1	2	..	2	1	..	7	10	85
CARETAKERS, CLEANERS	114	24	1	2	6	..	1	6	4	4	17	184
BARBERS, HAIRDRESSERS, ETC	7	2	..	1	2	1	3	18
LAUNDERERS, PRESSERS, ETC	7	3	1	1	3	15
ATHLETES, SPORTSMEN ETC	3	9
PHOTOGRAPHERS, ETC	7	1	2	1	11
UNDERTAKERS, ETC	2	1	3
SERVICE, OTH WORKERS NEC	132	22	1	..	1	..	3	12	8	177
TOTAL	1006	224	21	23	23	1	16	6	15	70	141	1562
10. MEMBERS ARMED SERVICES	874	146	10	2	8	1	..	5	31	1077
11. INADEQ, DESC, MMS	3076	68	12	47	37	2	9	..	10	47	65	3399
TOTAL EMPLOYED	22213	2802	475	612	464	33	280	66	268	697	1958	29066

NORTHERN TERRITORY. CENSUS 30 JUNE 1976

TABLE 62. OCCUPATION BY BIRTHPLACE, EMPLOYED POPULATION-FEMALES

OCCUPATION	BIRTHPLACE										TOTAL	
	AUST- RALIA	UK, IRE	GERMANY	GREECE	ITALY	MALTA	NETHER- LANDS	POLAND	YUGO- SLAVIA	OTHER EUROPE		OTHER COUNTRIES
1. PROFESSIONAL, TECHNICAL												
ARCHITECTS, ENGINEERS, ETC	2	1	3
CHEMISTS, PHYSICISTS, ETC	8	1	1	1	11
BIOLOGISTS, VETS, ETC	3	3	4	11
MEDICAL PRACT, DENTISTS	9	1	1	1	..	1	10	29
NURSES	547	91	10	..	1	1	79	745
PROF MEDICAL WORKERS	33	7	1	1	..	5	46
TEACHERS	988	113	9	1	2	..	10	3	2	1251
CLERGY & RELIG ORDERS	16	1	2	22
LAW PROFESSIONALS	8	16
ARTISTS, ENTERTAINERS, ETC	83	3	86
DRAFTSMEN, TECHNICIANS, ETC	71	19	3	1	1	..	7	109
OTHER PROFESSIONAL, ETC	136	25	3	2	8	26	202
TOTAL	1904	270	30	1	3	1	21	2	3	35	255	2525
1. ADMINISTRATIVE, ETC												
ADMIN, EXEC (GOVT) NEC	3	3
EMPLOYERS, MANAGERS NEC	363	29	7	1	8	..	10	1	13	20	23	393
TOTAL	366	29	7	1	8	..	10	1	13	20	23	396
2. CLERICAL WORKERS												
BOOK-KEEPERS, CASHIERS	262	61	6	1	2	1	3	..	1	8	31	376
STENOGRAPHERS, TYPISTS	483	73	6	1	3	..	11	1	1	5	64	646
OTHER CLERICAL	2296	366	38	4	18	..	28	4	1	35	228	3018
TOTAL	3041	500	48	6	23	1	42	5	3	48	323	4040
3. SALES WORKERS												
INSURANCE SALESMEN ETC	8	1	9
COMMERCIAL TRAVELLERS ETC	12	2	1	15
PROPRIETORS, SHOPKEEPERS	870	111	18	10	11	8	3	3	24	79	1154	
TOTAL	890	114	18	10	11	1	9	3	24	79	1174	
4. FARMERS, FISHERMEN ETC												
FARMERS, FARM MANAGERS	89	5	1	2	10	107
FARM WORKERS, FARM FOREMEN	106	3	1	1	3	1	6	121
WOOL CLASSERS
HUNTERS, TRAPPERS
FISHERMEN, RELATED WORKERS	7	7
TIMBERCUTTERS, ETC	6	6
TOTAL	268	8	2	1	3	3	16	261
5. MINERS, QUARRYMEN ETC												
MINERS, QUARRYMEN, ETC	5	..	1	6
WELL DRILLERS-OIL, WATER,
MINERAL TREATERS	2	2
TOTAL	7	..	1	8
6. TRANSPORT, COMMUNICATION												
DECK, ENGINE OFFICERS
DECK, ENGINE RM HANDS, ETC	5	1	6
AIR PILOTS, NAVIGATORS	2	2
DRIVERS, FIREMEN (RAIL)
DRIVERS (ROAD)	29	8	1	3	41
GUARDS, CONDUCTORS (RAIL)
INSPECTORS ETC, TRANSPORT	2	2
TELEPHONE OPERATORS, ETC	154	13	1	3	1	..	1	7	180
POSTMASTERS, POSTMEN, ETC	32	2	1	1	2	40
OTHER TRANSPORT, ETC, NEC	..	1	1
TOTAL	222	25	3	1	3	1	..	3	12	272
7/8. TRADESMEN ETC												
SPINNERS, WEAVERS, ETC	4	4
TAILORS, CUTTERS, ETC	39	3	2	1	1	6	52
LEATHER CUTTERS, ETC
FURNACEMEN, ROLLERS, ETC	1	1
WATCHMAKERS, JEWELLERS, ETC	2	1	2
TOOL MAKERS, MACHINISTS ETC	6	1	6
ELECTRICIANS, ETC	3	1	1	14
METAL WORKERS NEC	11	1	1	6
CARPENTERS ETC	4	1	6
PAINTERS, DECORATORS	4	..	1	1	12
BRICKLAYERS, PLASTERERS	8	2	1	..	1	2	19
COMPOSITORS, ENGRAVERS, ETC	13	2	2	4
POTTERS, KILNMEN, ETC	4	12	57
MILLERS, BAKERS, BUTCHERS	43	2	1
CHEMICAL, SUGAR WORKERS, ETC	1
TOBACCO PREPARERS, ETC
PAPER, RUBBER WORKERS, ETC	16	1	1	9	59
PACKERS, WRAPPERS, ETC	48	6	1
EQUIPMENT OPERATORS ETC	1	1	1	1	39
STOREMEN FREIGHT HANDLRS	29	4	3	4	1	8	176
LABOURERS NEC	159	4	1	..	1	..	2	6	28
APPRENTICES, FCTRY WRKS, NEC	14
TOTAL	402	26	12	..	2	..	7	1	..	5	48	503
9. SERVICE, SPORT, RECREATN												
FIRE BRIGADE, POLICE, ETC	7	7	1	1	2	17
HOUSEKEEPERS, COOKS ETC	862	118	15	10	19	..	5	2	8	27	121	1184
WAITERS, BARTENDERS	192	19	3	1	..	1	1	..	3	14	33	263
CARETAKERS, CLEANERS	331	36	8	4	9	1	2	3	2	13	25	434
BARBERS, HAIRDRESSERS, ETC	49	5	2	1	7	64
LAUNDERERS, PRESSERS, ETC	63	5	4	3	..	3	4	12	98
ATHLETES, SPORTSMEN ETC	2	1	4
PHOTOGRAPHERS, ETC
UNDERTAKERS, ETC	1	1
SERVICE, OTH WORKERS NEC	234	17	6	..	2	..	5	1	1	5	25	294
TOTAL	1741	208	36	19	26	3	16	6	17	61	226	2359
10. MEMBERS ARMED SERVICES	101	14	1	1	119
11. INADEQ. DESC. N/S	2036	89	30	59	23	..	9	2	7	27	91	2373
TOTAL EMPLOYED	10859	1283	181	118	99	6	118	21	34	221	1372	14811

NORTHERN TERRITORY. CENSUS 30 JUNE 1976

TABLE 63. OCCUPATION BY MARITAL STATUS, EMPLOYED POPULATION

OCCUPATION	MARITAL STATUS										TOTAL	
	NEVER MARRIED		NOW MARRIED		PERMANENTLY SEPARATED		DIVORCED		WIDOWED		MALES	FEMALES
	MALES	FEMALES	MALES	FEMALES	MALES	FEMALES	MALES	FEMALES	MALES	FEMALES	MALES	FEMALES
0. PROFESSIONAL, TECHNICAL												
ARCHITECTS, ENGINEERS, ETC	42	1	360	2	12	..	11	..	3	..	466	3
CHEMISTS, PHYSICISTS, ETC	39	3	80	5	5	2	1	1	125	11
BIOLOGISTS, VETS, ETC	24	3	72	6	1	1	..	1	97	11
MEDICAL PRACT, DENTISTS	15	5	100	22	2	1	5	1	1	..	123	29
NURSES	13	322	7	388	..	12	..	8	..	15	21	745
PROF MEDICAL WORKERS	5	20	31	26	2	..	1	39	46
TEACHERS	139	376	481	792	22	31	11	38	1	14	693	1251
CLERGY & RELIG ORDERS	37	13	70	5	1	1	1	3	109	22
LAW PROFESSIONALS	23	5	54	4	..	1	82	10
ARTISTS, ENTERTAINERS, ETC	34	8	136	68	4	4	4	..	2	0	150	86
DRAFTSMEN, TECHNICNS, ETC	161	29	427	70	21	4	19	6	3	..	631	109
OTHER PROFESSIONAL, ETC	73	59	232	120	11	9	7	7	2	7	325	262
TOTAL	645	844	2019	1508	85	65	60	63	13	45	2822	2525
1. ADMINISTRATIVE, ETC												
ADMIN, EXEC (GOVT) NEC	20	1	174	2	2	..	9	..	1	..	206	3
EMPLOYERS, MANAGERS NEC	197	24	1526	313	85	18	73	16	11	22	1892	393
TOTAL	217	25	1701	315	87	18	82	16	12	22	2098	396
2. CLERICAL WORKERS												
BOOK-KEEPERS, CASHIERS	35	76	59	254	3	24	4	19	4	3	105	376
STENOGRAPHERS, TYPISTS	1	212	1	386	..	22	..	17	..	9	2	646
OTHER CLERICAL	678	844	1187	1904	63	139	52	94	14	37	1994	3018
TOTAL	714	1132	1247	2544	66	185	56	130	18	49	2101	4040
3. SALES WORKERS												
INSURANCE SALESMEN ETC	21	..	88	7	5	1	2	..	1	1	117	9
COMMERCIAL TRAVELLERS ETC	17	4	30	10	5	..	5	1	1	..	58	15
PROPRIETORS, SHOPKEEPERS	206	321	261	743	27	47	19	20	2	..	515	1150
TOTAL	244	325	379	760	37	48	26	21	4	20	696	1174
4. FARMERS, FISHERMEN ETC												
FARMERS, FARM MANAGERS	61	9	287	93	7	2	10	1	3	2	368	107
FARM WORKRS, FARM FOREMEN	681	24	793	84	56	3	23	1	22	9	1575	121
WOOD CLASSERS
HUNTERS, TRAPPERS	9	..	4	..	2	..	1	16	..
FISHERMEN, RELATD WORKERS	46	2	60	5	8	..	4	..	2	..	114	7
TIMBERCUTTERS, ETC	41	3	42	2	2	1	1	..	2	..	88	6
TOTAL	832	38	1186	184	75	6	39	2	29	11	2101	241
5. MINERS, QUARRYMEN ETC												
MINERS, QUARRYMEN, ETC	154	2	175	4	16	..	10	..	6	..	361	6
MELL DRILLERS-OIL, WATER,	11	..	28	..	2	..	3	..	1	..	45	..
MINERAL TREATERS	63	..	135	1	4	..	5	1	1	..	208	2
TOTAL	228	2	338	5	22	..	18	1	8	..	614	8
6. TRANSPORT, COMMUNICATION												
DECK, ENGINEER OFFICERS	16	..	34	..	3	..	2	55	..
DECK, ENGINE RM HANDS, ETC	23	5	30	..	1	1	2	..	1	..	57	6
AIR PILOTS, NAVIGATORS	46	2	58	..	5	..	2	111	2
DRIVERS, FIREMEN (RAIL)	6	..	15	21	..
DRIVERS (ROAD)	312	11	724	24	61	4	29	2	7	..	1133	41
GUARDS, CONDUCTORS (RAIL)	2	..	11	..	1	14	..
INSPECTORS ETC, TRANSPORT	28	..	122	2	4	..	4	..	1	..	159	2
TELEPHONE OPERATORS, ETC	14	47	33	112	..	7	2	13	..	1	49	180
POSTMASTERS, POSTMEN, ETC	38	5	55	32	4	1	2	2	1	..	100	40
OTHER TRANSPORT, ETC, NEC	10	..	8	1	1	..	1	..	1	..	21	1
TOTAL	495	70	1090	171	80	13	44	17	11	1	1721	272
7/8. TRADESMEN ETC												
SPINNERS, WEAVERS, ETC	3	1	..	4
TAILORS, CUTTERS, ETC	8	16	9	30	..	2	2	2	1	2	26	52
LEATHER CUTTERS, ETC	2	..	1	..	1	..	1	..	1	..	6	..
FURNACEMEN, ROLLERS, ETC	2	..	7	1	9	1
HATCHMAKRS, JEWELLERS, ETC	21	..	49	2	2	..	2	74	2
TOOL MAKERS, MACHINISTS ETC	809	2	1408	4	87	..	87	..	18	1	2409	7
ELECTRICIANS, ETC	442	..	777	6	40	..	35	..	0	..	1300	6
METAL WORKERS NEC	132	4	106	9	12	1	6	..	2	..	258	14
CARPENTERS ETC	468	2	674	4	64	..	25	..	7	..	1234	6
PAINTERS, DECORATORS	138	..	230	6	16	..	19	..	5	..	408	6
BRICKLAYERS, PLASTERERS	308	3	724	7	63	..	45	1	10	1	1150	12
COMPOSITORS, ENGRAVERS, ETC	28	7	34	7	1	4	2	1	65	19
POTTERS, KILNMEN, ETC	8	1	9	3	1	18	4
MILLERS, BAKERS, BUTCHERS	124	22	124	29	10	4	5	2	2	..	261	57
CHEMIST, SUGAR WORKRS, ETC	2	..	11	1	2	15	1
TOBACCO PREPARERS, ETC
PAPER, RUBBER WORKERS, ETC	12	2	10	2	2	..	2	1	..	4	26	17
PACKERS, WRAPPERS, ETC	3	22	3	30	..	6	..	1	6	59
EQUIPMENT OPERATORS ETC	203	..	356	1	33	..	21	..	6	..	619	1
STOREMEN FREIGHT HANDLRS	246	8	315	27	27	3	18	1	9	..	615	39
LABOURERS NEC	995	40	1071	124	91	4	40	4	24	4	2221	176
APPRTCS, FCTRY WRKS, NEC	31	5	120	14	7	..	6	1	2	..	166	20
TOTAL	3978	134	6038	318	453	24	318	14	93	13	10881	503
9. SERVICE, SPORT, RECREATN												
FIRE BRIGADE, POLICE, ETC	64	8	574	8	23	..	12	1	2	..	675	17
HOUSEKEEPERS, COOKS ETC	133	294	152	703	26	95	10	36	13	56	331	1184
WAITERS, BARTENDERS	47	149	26	78	7	21	3	12	2	3	85	263
CARETAKERS, CLEANERS	65	58	93	318	7	29	8	11	7	18	180	434
BARBERS, HAIRDRESSERS, ETC	4	29	9	29	2	4	1	2	16	64
LAUNDERERS, PRESSERS, ETC	6	15	9	68	..	8	..	4	..	3	15	98
ATHLETES, SPORTSMEN ETC	4	..	5	2	..	2	9	4
PHOTOGRAPHERS, ETC	2	..	9	11	..
UNDERTAKERS, ETC	1	..	2	1	3	1
SERVICE, OTH WORKERS NEC	66	118	31	154	6	11	11	7	3	4	177	294
TOTAL	392	671	970	1361	71	170	45	73	24	84	1542	2359
10. MEMBERS ARMED SERVICES	475	100	565	17	21	..	13	2	3	..	1077	119
11. INADEQ. DESC. N/S	965	411	2271	1811	69	50	59	39	35	62	3399	2473
TOTAL EMPLOYED	9186	3752	17804	8994	1066	579	760	378	250	387	29066	14011

NORTHERN TERRITORY. CENSUS 3. JUNE 1976

TABLE 64. OCCUPATION BY MARITAL STATUS, OVERSEAS-BORN EMPLOYED POPULATION

OCCUPATION	MARITAL STATUS										TOTAL																																																																																																																																																																																																																																																																																																																																																																																																																																																																																																																																																																																																																																																																																																																																																																																																																																																																																																																																																																																																																																																																																																																																																																																																																																
	NEVER MARRIED		NOW MARRIED		PERMANENTLY SEPARATED		DIVORCED		WIDOWED		MALES	FEMALES																																																																																																																																																																																																																																																																																																																																																																																																																																																																																																																																																																																																																																																																																																																																																																																																																																																																																																																																																																																																																																																																																																																																																																																																																															
	MALES	FEMALES	MALES	FEMALES	MALES	FEMALES	MALES	FEMALES	MALES	FEMALES																																																																																																																																																																																																																																																																																																																																																																																																																																																																																																																																																																																																																																																																																																																																																																																																																																																																																																																																																																																																																																																																																																																																																																																																																																	
J. PROFESSIONAL, TECHNICAL													ARCHITECTS, ENGINEERS, ETC	26	1	150	..	7	..	7	..	2	..	192	1	CHEMISTS, PHYSICISTS, ETC	9	1	27	1	2	1	38	3	BIOLOGISTS, VETS, ETC	2	2	10	4	..	1	..	1	20	8	MEDICAL PRAC, DENTISTS	9	2	56	16	..	1	2	1	1	..	68	20	NURSES	4	76	4	111	..	5	..	3	..	3	8	198	PROF MEDICAL WORKERS	3	5	9	8	1	..	1	14	13	TEACHERS	41	64	154	176	7	5	2	17	..	5	204	263	CLERGY & RELIG ORDERS	7	4	16	1	..	1	23	6	LAW PROFESSIONALS	4	1	14	1	18	2	ARTISTS, ENTERTAINERS, ETC	11	..	16	3	1	..	2	30	3	DRAFTSMEN, TECHNICIANS, ETC	47	6	138	30	6	2	8	199	38	OTHER PROFESSIONAL, ETC	17	19	64	39	4	2	2	3	1	3	88	66	TOTAL	183	177	666	389	28	17	24	26	4	12	902	621	1. ADMINISTRATIVE, ETC													ADMIN, EXEC (GOVT) NEC	3	..	42	1	..	1	..	47	..	EMPLOYERS, MANAGERS NEC	64	8	464	72	25	4	25	4	3	2	581	90	TOTAL	67	8	506	72	25	4	26	4	4	2	628	90	2. CLERICAL WORKERS													BOOK-KEEPERS, CASHIERS	3	20	15	80	..	6	1	7	..	1	19	114	STENOGRAPHERS, TYPISTS	1	49	..	94	..	9	..	7	..	4	1	163	OTHER CLERICAL	113	162	312	496	13	34	13	23	3	7	446	722	TOTAL	117	231	327	670	13	49	14	37	5	12	466	999	3. SALES WORKERS													INSURANCE SALESMEN ETC	3	..	16	1	1	..	1	..	1	..	22	1	COMMERCIAL TRAVELLERS ETC	2	2	6	..	1	1	9	3	PROPRIETORS, SHOPKEEPERS	40	63	83	196	5	9	6	8	1	4	135	280	TOTAL	45	65	185	197	7	9	7	9	2	4	166	284	4. FARMERS, FISHERMEN ETC													FARMERS, FARM MANAGERS	8	3	48	15	4	..	3	62	18	FARM WORKRS, FARM FOREMEN	53	3	53	11	3	..	2	..	1	1	112	15	WOOL CLASSERS	HUNTERS, TRAPPERS	1	..	1	1	4	..	FISHERMEN, RELATO WORKERS	12	..	9	..	1	..	2	24	..	TIMBERCUTTERS, ETC	7	..	6	..	1	1	..	15	..	TOTAL	81	6	117	26	9	..	8	..	2	1	217	33	5. MINERS, QUARRYMEN ETC													MINERS, QUARRY MEN, ETC	89	1	58	..	8	..	4	..	1	..	164	1	WELL DRILLERS-OIL, WATER,	1	..	3	4	..	MINERAL TREATERS	36	..	47	..	2	..	1	86	..	TOTAL	126	1	108	..	10	..	5	..	1	..	254	1	6. TRANSPORT, COMMUNICATION													DECK, ENGINEER OFFICERS	7	..	16	..	3	26	..	DECK, ENGINE RM HANDS, ETC	8	1	11	1	20	1	AIR PILOTS, NAVIGATORS	12	..	12	..	1	..	1	26	..	DRIVERS, FIREMEN (RAIL)	1	..	1	2	..	DRIVERS (ROAD)	33	3	159	9	15	..	9	..	1	..	277	12	GUARDS, CONDUCTORS (RAIL)	3	3	..	INSPECTORS ETC, TRANSPORT	7	..	41	2	4	..	2	52	2	TELEPHONE OPERATORS, ETC	4	4	15	19	..	1	..	1	..	1	19	26	POSTMASTERS, POSTMEN, ETC	2	1	7	7	1	1	..	11	8	OTHER TRANSPORT, ETC, NEC	4	..	4	1	8	1	TOTAL	138	9	269	36	22	1	13	1	2	1	444	50	7. TRADESMEN ETC													SPINNERS, WEAVERS, ETC	TAILORS, CUTTERS, ETC	2	1	5	12	2	9	13	LEATHER CUTTERS, ETC	1	1	..	FURNACEMEN, JEWELLERS, ETC	2	2	..	WATCHMAKRS, JEWELLRS, ETC	4	..	29	2	2	..	1	36	2	TOOL MAKERS, MACHINISTS ETC	239	..	520	1	28	..	36	..	7	..	836	1	ELECTRICIANS, ETC	130	..	297	1	11	..	12	..	2	..	452	1	METAL WORKERS NEC	33	..	31	2	5	1	4	..	1	..	74	3	CARPENTERS ETC	179	..	389	2	24	..	14	..	4	..	531	2	PAINTERS, DECORATORS	67	..	144	2	6	..	9	..	4	..	236	6	BRICKLAYERS, PLASTERERS	133	3	346	1	21	..	15	..	7	..	528	2	COMPOSITORS, ENGRAVERS, ETC	5	3	13	2	..	1	2	28	6	POTTERS, KILN MEN, ETC	2	..	4	6	..	MILLERS, BAKERS, BUTCHERS	28	1	26	12	2	1	1	57	14	CHEMICAL, SUGAR WORKERS, ETC	1	..	8	1	10	..	TOBACCO PREPARERS, ETC	PAPER, RUBBER WORKERS, ETC	3	..	3	..	1	1	7	1	PACKERS, WRAPPERS, ETC	..	6	..	12	..	1	19	EQUIPMENT OPERATORS ETC	52	..	98	..	5	..	7	162	..	STOREMEN FREIGHT HANDLRS	72	1	99	8	7	1	10	..	4	..	192	16	LABOURERS NEC	274	5	249	9	26	2	14	1	6	..	569	17	APPRNTCS, FCTRY WRKS, NEC	12	1	27	5	2	..	1	42	6	TOTAL	1243	21	2210	71	140	7	129	2	35	..	3757	161	9. SERVICE, SPORT, RECREATN													FIRE BRIGADE, POLICE, ETC	16	4	119	6	8	..	1	..	2	..	146	13	HOUSEKEEPERS, COOKS ETC	73	61	88	288	12	16	8	17	4	20	185	322	WAITERS, BARTENDERS	16	35	12	31	3	4	1	1	32	71	CARETAKERS, CLEANERS	25	10	34	83	3	4	2	2	4	..	66	103	BARBERS, HAIRDRESSERS, ETC	..	5	7	9	1	1	1	9	15	LAUNDERERS, PRESSERS, ETC	4	6	4	26	..	2	1	8	35	ATHLETES, SPORTSMEN ETC	1	..	1	PHOTOGRAPHERS, ETC	UNDERTAKERS, ETC	1	1	..	SERVICE, OTH WORKERS NEC	23	18	16	35	2	4	4	3	45	68	TOTAL	157	139	285	399	29	32	17	23	8	25	496	618	10. MEMBERS ARMED SERVICES	72	15	124	3	1	..	5	..	1	..	203	18	11. INADEQ. DESC. M/S	120	62	174	254	19	6	10	4	4	11	323	337	TOTAL EMPLOYED	2336	734	4091	2119	299	125	258	106	68	68	7853	3152
ARCHITECTS, ENGINEERS, ETC	26	1	150	..	7	..	7	..	2	..	192	1																																																																																																																																																																																																																																																																																																																																																																																																																																																																																																																																																																																																																																																																																																																																																																																																																																																																																																																																																																																																																																																																																																																																																																																																																															
CHEMISTS, PHYSICISTS, ETC	9	1	27	1	2	1	38	3																																																																																																																																																																																																																																																																																																																																																																																																																																																																																																																																																																																																																																																																																																																																																																																																																																																																																																																																																																																																																																																																																																																																																																																																																															
BIOLOGISTS, VETS, ETC	2	2	10	4	..	1	..	1	20	8																																																																																																																																																																																																																																																																																																																																																																																																																																																																																																																																																																																																																																																																																																																																																																																																																																																																																																																																																																																																																																																																																																																																																																																																																															
MEDICAL PRAC, DENTISTS	9	2	56	16	..	1	2	1	1	..	68	20																																																																																																																																																																																																																																																																																																																																																																																																																																																																																																																																																																																																																																																																																																																																																																																																																																																																																																																																																																																																																																																																																																																																																																																																																															
NURSES	4	76	4	111	..	5	..	3	..	3	8	198																																																																																																																																																																																																																																																																																																																																																																																																																																																																																																																																																																																																																																																																																																																																																																																																																																																																																																																																																																																																																																																																																																																																																																																																																															
PROF MEDICAL WORKERS	3	5	9	8	1	..	1	14	13																																																																																																																																																																																																																																																																																																																																																																																																																																																																																																																																																																																																																																																																																																																																																																																																																																																																																																																																																																																																																																																																																																																																																																																																																															
TEACHERS	41	64	154	176	7	5	2	17	..	5	204	263																																																																																																																																																																																																																																																																																																																																																																																																																																																																																																																																																																																																																																																																																																																																																																																																																																																																																																																																																																																																																																																																																																																																																																																																																															
CLERGY & RELIG ORDERS	7	4	16	1	..	1	23	6																																																																																																																																																																																																																																																																																																																																																																																																																																																																																																																																																																																																																																																																																																																																																																																																																																																																																																																																																																																																																																																																																																																																																																																																																															
LAW PROFESSIONALS	4	1	14	1	18	2																																																																																																																																																																																																																																																																																																																																																																																																																																																																																																																																																																																																																																																																																																																																																																																																																																																																																																																																																																																																																																																																																																																																																																																																																															
ARTISTS, ENTERTAINERS, ETC	11	..	16	3	1	..	2	30	3																																																																																																																																																																																																																																																																																																																																																																																																																																																																																																																																																																																																																																																																																																																																																																																																																																																																																																																																																																																																																																																																																																																																																																																																																															
DRAFTSMEN, TECHNICIANS, ETC	47	6	138	30	6	2	8	199	38																																																																																																																																																																																																																																																																																																																																																																																																																																																																																																																																																																																																																																																																																																																																																																																																																																																																																																																																																																																																																																																																																																																																																																																																																															
OTHER PROFESSIONAL, ETC	17	19	64	39	4	2	2	3	1	3	88	66																																																																																																																																																																																																																																																																																																																																																																																																																																																																																																																																																																																																																																																																																																																																																																																																																																																																																																																																																																																																																																																																																																																																																																																																																															
TOTAL	183	177	666	389	28	17	24	26	4	12	902	621																																																																																																																																																																																																																																																																																																																																																																																																																																																																																																																																																																																																																																																																																																																																																																																																																																																																																																																																																																																																																																																																																																																																																																																																																															
1. ADMINISTRATIVE, ETC													ADMIN, EXEC (GOVT) NEC	3	..	42	1	..	1	..	47	..	EMPLOYERS, MANAGERS NEC	64	8	464	72	25	4	25	4	3	2	581	90	TOTAL	67	8	506	72	25	4	26	4	4	2	628	90	2. CLERICAL WORKERS													BOOK-KEEPERS, CASHIERS	3	20	15	80	..	6	1	7	..	1	19	114	STENOGRAPHERS, TYPISTS	1	49	..	94	..	9	..	7	..	4	1	163	OTHER CLERICAL	113	162	312	496	13	34	13	23	3	7	446	722	TOTAL	117	231	327	670	13	49	14	37	5	12	466	999	3. SALES WORKERS													INSURANCE SALESMEN ETC	3	..	16	1	1	..	1	..	1	..	22	1	COMMERCIAL TRAVELLERS ETC	2	2	6	..	1	1	9	3	PROPRIETORS, SHOPKEEPERS	40	63	83	196	5	9	6	8	1	4	135	280	TOTAL	45	65	185	197	7	9	7	9	2	4	166	284	4. FARMERS, FISHERMEN ETC													FARMERS, FARM MANAGERS	8	3	48	15	4	..	3	62	18	FARM WORKRS, FARM FOREMEN	53	3	53	11	3	..	2	..	1	1	112	15	WOOL CLASSERS	HUNTERS, TRAPPERS	1	..	1	1	4	..	FISHERMEN, RELATO WORKERS	12	..	9	..	1	..	2	24	..	TIMBERCUTTERS, ETC	7	..	6	..	1	1	..	15	..	TOTAL	81	6	117	26	9	..	8	..	2	1	217	33	5. MINERS, QUARRYMEN ETC													MINERS, QUARRY MEN, ETC	89	1	58	..	8	..	4	..	1	..	164	1	WELL DRILLERS-OIL, WATER,	1	..	3	4	..	MINERAL TREATERS	36	..	47	..	2	..	1	86	..	TOTAL	126	1	108	..	10	..	5	..	1	..	254	1	6. TRANSPORT, COMMUNICATION													DECK, ENGINEER OFFICERS	7	..	16	..	3	26	..	DECK, ENGINE RM HANDS, ETC	8	1	11	1	20	1	AIR PILOTS, NAVIGATORS	12	..	12	..	1	..	1	26	..	DRIVERS, FIREMEN (RAIL)	1	..	1	2	..	DRIVERS (ROAD)	33	3	159	9	15	..	9	..	1	..	277	12	GUARDS, CONDUCTORS (RAIL)	3	3	..	INSPECTORS ETC, TRANSPORT	7	..	41	2	4	..	2	52	2	TELEPHONE OPERATORS, ETC	4	4	15	19	..	1	..	1	..	1	19	26	POSTMASTERS, POSTMEN, ETC	2	1	7	7	1	1	..	11	8	OTHER TRANSPORT, ETC, NEC	4	..	4	1	8	1	TOTAL	138	9	269	36	22	1	13	1	2	1	444	50	7. TRADESMEN ETC													SPINNERS, WEAVERS, ETC	TAILORS, CUTTERS, ETC	2	1	5	12	2	9	13	LEATHER CUTTERS, ETC	1	1	..	FURNACEMEN, JEWELLERS, ETC	2	2	..	WATCHMAKRS, JEWELLRS, ETC	4	..	29	2	2	..	1	36	2	TOOL MAKERS, MACHINISTS ETC	239	..	520	1	28	..	36	..	7	..	836	1	ELECTRICIANS, ETC	130	..	297	1	11	..	12	..	2	..	452	1	METAL WORKERS NEC	33	..	31	2	5	1	4	..	1	..	74	3	CARPENTERS ETC	179	..	389	2	24	..	14	..	4	..	531	2	PAINTERS, DECORATORS	67	..	144	2	6	..	9	..	4	..	236	6	BRICKLAYERS, PLASTERERS	133	3	346	1	21	..	15	..	7	..	528	2	COMPOSITORS, ENGRAVERS, ETC	5	3	13	2	..	1	2	28	6	POTTERS, KILN MEN, ETC	2	..	4	6	..	MILLERS, BAKERS, BUTCHERS	28	1	26	12	2	1	1	57	14	CHEMICAL, SUGAR WORKERS, ETC	1	..	8	1	10	..	TOBACCO PREPARERS, ETC	PAPER, RUBBER WORKERS, ETC	3	..	3	..	1	1	7	1	PACKERS, WRAPPERS, ETC	..	6	..	12	..	1	19	EQUIPMENT OPERATORS ETC	52	..	98	..	5	..	7	162	..	STOREMEN FREIGHT HANDLRS	72	1	99	8	7	1	10	..	4	..	192	16	LABOURERS NEC	274	5	249	9	26	2	14	1	6	..	569	17	APPRNTCS, FCTRY WRKS, NEC	12	1	27	5	2	..	1	42	6	TOTAL	1243	21	2210	71	140	7	129	2	35	..	3757	161	9. SERVICE, SPORT, RECREATN													FIRE BRIGADE, POLICE, ETC	16	4	119	6	8	..	1	..	2	..	146	13	HOUSEKEEPERS, COOKS ETC	73	61	88	288	12	16	8	17	4	20	185	322	WAITERS, BARTENDERS	16	35	12	31	3	4	1	1	32	71	CARETAKERS, CLEANERS	25	10	34	83	3	4	2	2	4	..	66	103	BARBERS, HAIRDRESSERS, ETC	..	5	7	9	1	1	1	9	15	LAUNDERERS, PRESSERS, ETC	4	6	4	26	..	2	1	8	35	ATHLETES, SPORTSMEN ETC	1	..	1	PHOTOGRAPHERS, ETC	UNDERTAKERS, ETC	1	1	..	SERVICE, OTH WORKERS NEC	23	18	16	35	2	4	4	3	45	68	TOTAL	157	139	285	399	29	32	17	23	8	25	496	618	10. MEMBERS ARMED SERVICES	72	15	124	3	1	..	5	..	1	..	203	18	11. INADEQ. DESC. M/S	120	62	174	254	19	6	10	4	4	11	323	337	TOTAL EMPLOYED	2336	734	4091	2119	299	125	258	106	68	68	7853	3152																																																																																																																																																																																						
ADMIN, EXEC (GOVT) NEC	3	..	42	1	..	1	..	47	..																																																																																																																																																																																																																																																																																																																																																																																																																																																																																																																																																																																																																																																																																																																																																																																																																																																																																																																																																																																																																																																																																																																																																																																																																															
EMPLOYERS, MANAGERS NEC	64	8	464	72	25	4	25	4	3	2	581	90																																																																																																																																																																																																																																																																																																																																																																																																																																																																																																																																																																																																																																																																																																																																																																																																																																																																																																																																																																																																																																																																																																																																																																																																																															
TOTAL	67	8	506	72	25	4	26	4	4	2	628	90																																																																																																																																																																																																																																																																																																																																																																																																																																																																																																																																																																																																																																																																																																																																																																																																																																																																																																																																																																																																																																																																																																																																																																																																																															
2. CLERICAL WORKERS													BOOK-KEEPERS, CASHIERS	3	20	15	80	..	6	1	7	..	1	19	114	STENOGRAPHERS, TYPISTS	1	49	..	94	..	9	..	7	..	4	1	163	OTHER CLERICAL	113	162	312	496	13	34	13	23	3	7	446	722	TOTAL	117	231	327	670	13	49	14	37	5	12	466	999	3. SALES WORKERS													INSURANCE SALESMEN ETC	3	..	16	1	1	..	1	..	1	..	22	1	COMMERCIAL TRAVELLERS ETC	2	2	6	..	1	1	9	3	PROPRIETORS, SHOPKEEPERS	40	63	83	196	5	9	6	8	1	4	135	280	TOTAL	45	65	185	197	7	9	7	9	2	4	166	284	4. FARMERS, FISHERMEN ETC													FARMERS, FARM MANAGERS	8	3	48	15	4	..	3	62	18	FARM WORKRS, FARM FOREMEN	53	3	53	11	3	..	2	..	1	1	112	15	WOOL CLASSERS	HUNTERS, TRAPPERS	1	..	1	1	4	..	FISHERMEN, RELATO WORKERS	12	..	9	..	1	..	2	24	..	TIMBERCUTTERS, ETC	7	..	6	..	1	1	..	15	..	TOTAL	81	6	117	26	9	..	8	..	2	1	217	33	5. MINERS, QUARRYMEN ETC													MINERS, QUARRY MEN, ETC	89	1	58	..	8	..	4	..	1	..	164	1	WELL DRILLERS-OIL, WATER,	1	..	3	4	..	MINERAL TREATERS	36	..	47	..	2	..	1	86	..	TOTAL	126	1	108	..	10	..	5	..	1	..	254	1	6. TRANSPORT, COMMUNICATION													DECK, ENGINEER OFFICERS	7	..	16	..	3	26	..	DECK, ENGINE RM HANDS, ETC	8	1	11	1	20	1	AIR PILOTS, NAVIGATORS	12	..	12	..	1	..	1	26	..	DRIVERS, FIREMEN (RAIL)	1	..	1	2	..	DRIVERS (ROAD)	33	3	159	9	15	..	9	..	1	..	277	12	GUARDS, CONDUCTORS (RAIL)	3	3	..	INSPECTORS ETC, TRANSPORT	7	..	41	2	4	..	2	52	2	TELEPHONE OPERATORS, ETC	4	4	15	19	..	1	..	1	..	1	19	26	POSTMASTERS, POSTMEN, ETC	2	1	7	7	1	1	..	11	8	OTHER TRANSPORT, ETC, NEC	4	..	4	1	8	1	TOTAL	138	9	269	36	22	1	13	1	2	1	444	50	7. TRADESMEN ETC													SPINNERS, WEAVERS, ETC	TAILORS, CUTTERS, ETC	2	1	5	12	2	9	13	LEATHER CUTTERS, ETC	1	1	..	FURNACEMEN, JEWELLERS, ETC	2	2	..	WATCHMAKRS, JEWELLRS, ETC	4	..	29	2	2	..	1	36	2	TOOL MAKERS, MACHINISTS ETC	239	..	520	1	28	..	36	..	7	..	836	1	ELECTRICIANS, ETC	130	..	297	1	11	..	12	..	2	..	452	1	METAL WORKERS NEC	33	..	31	2	5	1	4	..	1	..	74	3	CARPENTERS ETC	179	..	389	2	24	..	14	..	4	..	531	2	PAINTERS, DECORATORS	67	..	144	2	6	..	9	..	4	..	236	6	BRICKLAYERS, PLASTERERS	133	3	346	1	21	..	15	..	7	..	528	2	COMPOSITORS, ENGRAVERS, ETC	5	3	13	2	..	1	2	28	6	POTTERS, KILN MEN, ETC	2	..	4	6	..	MILLERS, BAKERS, BUTCHERS	28	1	26	12	2	1	1	57	14	CHEMICAL, SUGAR WORKERS, ETC	1	..	8	1	10	..	TOBACCO PREPARERS, ETC	PAPER, RUBBER WORKERS, ETC	3	..	3	..	1	1	7	1	PACKERS, WRAPPERS, ETC	..	6	..	12	..	1	19	EQUIPMENT OPERATORS ETC	52	..	98	..	5	..	7	162	..	STOREMEN FREIGHT HANDLRS	72	1	99	8	7	1	10	..	4	..	192	16	LABOURERS NEC	274	5	249	9	26	2	14	1	6	..	569	17	APPRNTCS, FCTRY WRKS, NEC	12	1	27	5	2	..	1	42	6	TOTAL	1243	21	2210	71	140	7	129	2	35	..	3757	161	9. SERVICE, SPORT, RECREATN													FIRE BRIGADE, POLICE, ETC	16	4	119	6	8	..	1	..	2	..	146	13	HOUSEKEEPERS, COOKS ETC	73	61	88	288	12	16	8	17	4	20	185	322	WAITERS, BARTENDERS	16	35	12	31	3	4	1	1	32	71	CARETAKERS, CLEANERS	25	10	34	83	3	4	2	2	4	..	66	103	BARBERS, HAIRDRESSERS, ETC	..	5	7	9	1	1	1	9	15	LAUNDERERS, PRESSERS, ETC	4	6	4	26	..	2	1	8	35	ATHLETES, SPORTSMEN ETC	1	..	1	PHOTOGRAPHERS, ETC	UNDERTAKERS, ETC	1	1	..	SERVICE, OTH WORKERS NEC	23	18	16	35	2	4	4	3	45	68	TOTAL	157	139	285	399	29	32	17	23	8	25	496	618	10. MEMBERS ARMED SERVICES	72	15	124	3	1	..	5	..	1	..	203	18	11. INADEQ. DESC. M/S	120	62	174	254	19	6	10	4	4	11	323	337	TOTAL EMPLOYED	2336	734	4091	2119	299	125	258	106	68	68	7853	3152																																																																																																																																																																																																																																										
BOOK-KEEPERS, CASHIERS	3	20	15	80	..	6	1	7	..	1	19	114																																																																																																																																																																																																																																																																																																																																																																																																																																																																																																																																																																																																																																																																																																																																																																																																																																																																																																																																																																																																																																																																																																																																																																																																																															
STENOGRAPHERS, TYPISTS	1	49	..	94	..	9	..	7	..	4	1	163																																																																																																																																																																																																																																																																																																																																																																																																																																																																																																																																																																																																																																																																																																																																																																																																																																																																																																																																																																																																																																																																																																																																																																																																																															
OTHER CLERICAL	113	162	312	496	13	34	13	23	3	7	446	722																																																																																																																																																																																																																																																																																																																																																																																																																																																																																																																																																																																																																																																																																																																																																																																																																																																																																																																																																																																																																																																																																																																																																																																																																															
TOTAL	117	231	327	670	13	49	14	37	5	12	466	999																																																																																																																																																																																																																																																																																																																																																																																																																																																																																																																																																																																																																																																																																																																																																																																																																																																																																																																																																																																																																																																																																																																																																																																																																															
3. SALES WORKERS													INSURANCE SALESMEN ETC	3	..	16	1	1	..	1	..	1	..	22	1	COMMERCIAL TRAVELLERS ETC	2	2	6	..	1	1	9	3	PROPRIETORS, SHOPKEEPERS	40	63	83	196	5	9	6	8	1	4	135	280	TOTAL	45	65	185	197	7	9	7	9	2	4	166	284	4. FARMERS, FISHERMEN ETC													FARMERS, FARM MANAGERS	8	3	48	15	4	..	3	62	18	FARM WORKRS, FARM FOREMEN	53	3	53	11	3	..	2	..	1	1	112	15	WOOL CLASSERS	HUNTERS, TRAPPERS	1	..	1	1	4	..	FISHERMEN, RELATO WORKERS	12	..	9	..	1	..	2	24	..	TIMBERCUTTERS, ETC	7	..	6	..	1	1	..	15	..	TOTAL	81	6	117	26	9	..	8	..	2	1	217	33	5. MINERS, QUARRYMEN ETC													MINERS, QUARRY MEN, ETC	89	1	58	..	8	..	4	..	1	..	164	1	WELL DRILLERS-OIL, WATER,	1	..	3	4	..	MINERAL TREATERS	36	..	47	..	2	..	1	86	..	TOTAL	126	1	108	..	10	..	5	..	1	..	254	1	6. TRANSPORT, COMMUNICATION													DECK, ENGINEER OFFICERS	7	..	16	..	3	26	..	DECK, ENGINE RM HANDS, ETC	8	1	11	1	20	1	AIR PILOTS, NAVIGATORS	12	..	12	..	1	..	1	26	..	DRIVERS, FIREMEN (RAIL)	1	..	1	2	..	DRIVERS (ROAD)	33	3	159	9	15	..	9	..	1	..	277	12	GUARDS, CONDUCTORS (RAIL)	3	3	..	INSPECTORS ETC, TRANSPORT	7	..	41	2	4	..	2	52	2	TELEPHONE OPERATORS, ETC	4	4	15	19	..	1	..	1	..	1	19	26	POSTMASTERS, POSTMEN, ETC	2	1	7	7	1	1	..	11	8	OTHER TRANSPORT, ETC, NEC	4	..	4	1	8	1	TOTAL	138	9	269	36	22	1	13	1	2	1	444	50	7. TRADESMEN ETC													SPINNERS, WEAVERS, ETC	TAILORS, CUTTERS, ETC	2	1	5	12	2	9	13	LEATHER CUTTERS, ETC	1	1	..	FURNACEMEN, JEWELLERS, ETC	2	2	..	WATCHMAKRS, JEWELLRS, ETC	4	..	29	2	2	..	1	36	2	TOOL MAKERS, MACHINISTS ETC	239	..	520	1	28	..	36	..	7	..	836	1	ELECTRICIANS, ETC	130	..	297	1	11	..	12	..	2	..	452	1	METAL WORKERS NEC	33	..	31	2	5	1	4	..	1	..	74	3	CARPENTERS ETC	179	..	389	2	24	..	14	..	4	..	531	2	PAINTERS, DECORATORS	67	..	144	2	6	..	9	..	4	..	236	6	BRICKLAYERS, PLASTERERS	133	3	346	1	21	..	15	..	7	..	528	2	COMPOSITORS, ENGRAVERS, ETC	5	3	13	2	..	1	2	28	6	POTTERS, KILN MEN, ETC	2	..	4	6	..	MILLERS, BAKERS, BUTCHERS	28	1	26	12	2	1	1	57	14	CHEMICAL, SUGAR WORKERS, ETC	1	..	8	1	10	..	TOBACCO PREPARERS, ETC	PAPER, RUBBER WORKERS, ETC	3	..	3	..	1	1	7	1	PACKERS, WRAPPERS, ETC	..	6	..	12	..	1	19	EQUIPMENT OPERATORS ETC	52	..	98	..	5	..	7	162	..	STOREMEN FREIGHT HANDLRS	72	1	99	8	7	1	10	..	4	..	192	16	LABOURERS NEC	274	5	249	9	26	2	14	1	6	..	569	17	APPRNTCS, FCTRY WRKS, NEC	12	1	27	5	2	..	1	42	6	TOTAL	1243	21	2210	71	140	7	129	2	35	..	3757	161	9. SERVICE, SPORT, RECREATN													FIRE BRIGADE, POLICE, ETC	16	4	119	6	8	..	1	..	2	..	146	13	HOUSEKEEPERS, COOKS ETC	73	61	88	288	12	16	8	17	4	20	185	322	WAITERS, BARTENDERS	16	35	12	31	3	4	1	1	32	71	CARETAKERS, CLEANERS	25	10	34	83	3	4	2	2	4	..	66	103	BARBERS, HAIRDRESSERS, ETC	..	5	7	9	1	1	1	9	15	LAUNDERERS, PRESSERS, ETC	4	6	4	26	..	2	1	8	35	ATHLETES, SPORTSMEN ETC	1	..	1	PHOTOGRAPHERS, ETC	UNDERTAKERS, ETC	1	1	..	SERVICE, OTH WORKERS NEC	23	18	16	35	2	4	4	3	45	68	TOTAL	157	139	285	399	29	32	17	23	8	25	496	618	10. MEMBERS ARMED SERVICES	72	15	124	3	1	..	5	..	1	..	203	18	11. INADEQ. DESC. M/S	120	62	174	254	19	6	10	4	4	11	323	337	TOTAL EMPLOYED	2336	734	4091	2119	299	125	258	106	68	68	7853	3152																																																																																																																																																																																																																																																																																																											
INSURANCE SALESMEN ETC	3	..	16	1	1	..	1	..	1	..	22	1																																																																																																																																																																																																																																																																																																																																																																																																																																																																																																																																																																																																																																																																																																																																																																																																																																																																																																																																																																																																																																																																																																																																																																																																																															
COMMERCIAL TRAVELLERS ETC	2	2	6	..	1	1	9	3																																																																																																																																																																																																																																																																																																																																																																																																																																																																																																																																																																																																																																																																																																																																																																																																																																																																																																																																																																																																																																																																																																																																																																																																																															
PROPRIETORS, SHOPKEEPERS	40	63	83	196	5	9	6	8	1	4	135	280																																																																																																																																																																																																																																																																																																																																																																																																																																																																																																																																																																																																																																																																																																																																																																																																																																																																																																																																																																																																																																																																																																																																																																																																																															
TOTAL	45	65	185	197	7	9	7	9	2	4	166	284																																																																																																																																																																																																																																																																																																																																																																																																																																																																																																																																																																																																																																																																																																																																																																																																																																																																																																																																																																																																																																																																																																																																																																																																																															
4. FARMERS, FISHERMEN ETC													FARMERS, FARM MANAGERS	8	3	48	15	4	..	3	62	18	FARM WORKRS, FARM FOREMEN	53	3	53	11	3	..	2	..	1	1	112	15	WOOL CLASSERS	HUNTERS, TRAPPERS	1	..	1	1	4	..	FISHERMEN, RELATO WORKERS	12	..	9	..	1	..	2	24	..	TIMBERCUTTERS, ETC	7	..	6	..	1	1	..	15	..	TOTAL	81	6	117	26	9	..	8	..	2	1	217	33	5. MINERS, QUARRYMEN ETC													MINERS, QUARRY MEN, ETC	89	1	58	..	8	..	4	..	1	..	164	1	WELL DRILLERS-OIL, WATER,	1	..	3	4	..	MINERAL TREATERS	36	..	47	..	2	..	1	86	..	TOTAL	126	1	108	..	10	..	5	..	1	..	254	1	6. TRANSPORT, COMMUNICATION													DECK, ENGINEER OFFICERS	7	..	16	..	3	26	..	DECK, ENGINE RM HANDS, ETC	8	1	11	1	20	1	AIR PILOTS, NAVIGATORS	12	..	12	..	1	..	1	26	..	DRIVERS, FIREMEN (RAIL)	1	..	1	2	..	DRIVERS (ROAD)	33	3	159	9	15	..	9	..	1	..	277	12	GUARDS, CONDUCTORS (RAIL)	3	3	..	INSPECTORS ETC, TRANSPORT	7	..	41	2	4	..	2	52	2	TELEPHONE OPERATORS, ETC	4	4	15	19	..	1	..	1	..	1	19	26	POSTMASTERS, POSTMEN, ETC	2	1	7	7	1	1	..	11	8	OTHER TRANSPORT, ETC, NEC	4	..	4	1	8	1	TOTAL	138	9	269	36	22	1	13	1	2	1	444	50	7. TRADESMEN ETC													SPINNERS, WEAVERS, ETC	TAILORS, CUTTERS, ETC	2	1	5	12	2	9	13	LEATHER CUTTERS, ETC	1	1	..	FURNACEMEN, JEWELLERS, ETC	2	2	..	WATCHMAKRS, JEWELLRS, ETC	4	..	29	2	2	..	1	36	2	TOOL MAKERS, MACHINISTS ETC	239	..	520	1	28	..	36	..	7	..	836	1	ELECTRICIANS, ETC	130	..	297	1	11	..	12	..	2	..	452	1	METAL WORKERS NEC	33	..	31	2	5	1	4	..	1	..	74	3	CARPENTERS ETC	179	..	389	2	24	..	14	..	4	..	531	2	PAINTERS, DECORATORS	67	..	144	2	6	..	9	..	4	..	236	6	BRICKLAYERS, PLASTERERS	133	3	346	1	21	..	15	..	7	..	528	2	COMPOSITORS, ENGRAVERS, ETC	5	3	13	2	..	1	2	28	6	POTTERS, KILN MEN, ETC	2	..	4	6	..	MILLERS, BAKERS, BUTCHERS	28	1	26	12	2	1	1	57	14	CHEMICAL, SUGAR WORKERS, ETC	1	..	8	1	10	..	TOBACCO PREPARERS, ETC	PAPER, RUBBER WORKERS, ETC	3	..	3	..	1	1	7	1	PACKERS, WRAPPERS, ETC	..	6	..	12	..	1	19	EQUIPMENT OPERATORS ETC	52	..	98	..	5	..	7	162	..	STOREMEN FREIGHT HANDLRS	72	1	99	8	7	1	10	..	4	..	192	16	LABOURERS NEC	274	5	249	9	26	2	14	1	6	..	569	17	APPRNTCS, FCTRY WRKS, NEC	12	1	27	5	2	..	1	42	6	TOTAL	1243	21	2210	71	140	7	129	2	35	..	3757	161	9. SERVICE, SPORT, RECREATN													FIRE BRIGADE, POLICE, ETC	16	4	119	6	8	..	1	..	2	..	146	13	HOUSEKEEPERS, COOKS ETC	73	61	88	288	12	16	8	17	4	20	185	322	WAITERS, BARTENDERS	16	35	12	31	3	4	1	1	32	71	CARETAKERS, CLEANERS	25	10	34	83	3	4	2	2	4	..	66	103	BARBERS, HAIRDRESSERS, ETC	..	5	7	9	1	1	1	9	15	LAUNDERERS, PRESSERS, ETC	4	6	4	26	..	2	1	8	35	ATHLETES, SPORTSMEN ETC	1	..	1	PHOTOGRAPHERS, ETC	UNDERTAKERS, ETC	1	1	..	SERVICE, OTH WORKERS NEC	23	18	16	35	2	4	4	3	45	68	TOTAL	157	139	285	399	29	32	17	23	8	25	496	618	10. MEMBERS ARMED SERVICES	72	15	124	3	1	..	5	..	1	..	203	18	11. INADEQ. DESC. M/S	120	62	174	254	19	6	10	4	4	11	323	337	TOTAL EMPLOYED	2336	734	4091	2119	299	125	258	106	68	68	7853	3152																																																																																																																																																																																																																																																																																																																																																																												
FARMERS, FARM MANAGERS	8	3	48	15	4	..	3	62	18																																																																																																																																																																																																																																																																																																																																																																																																																																																																																																																																																																																																																																																																																																																																																																																																																																																																																																																																																																																																																																																																																																																																																																																																																															
FARM WORKRS, FARM FOREMEN	53	3	53	11	3	..	2	..	1	1	112	15																																																																																																																																																																																																																																																																																																																																																																																																																																																																																																																																																																																																																																																																																																																																																																																																																																																																																																																																																																																																																																																																																																																																																																																																																															
WOOL CLASSERS																																																																																																																																																																																																																																																																																																																																																																																																																																																																																																																																																																																																																																																																																																																																																																																																																																																																																																																																																																																																																																																																																																																																																																																																																															
HUNTERS, TRAPPERS	1	..	1	1	4	..																																																																																																																																																																																																																																																																																																																																																																																																																																																																																																																																																																																																																																																																																																																																																																																																																																																																																																																																																																																																																																																																																																																																																																																																																															
FISHERMEN, RELATO WORKERS	12	..	9	..	1	..	2	24	..																																																																																																																																																																																																																																																																																																																																																																																																																																																																																																																																																																																																																																																																																																																																																																																																																																																																																																																																																																																																																																																																																																																																																																																																																															
TIMBERCUTTERS, ETC	7	..	6	..	1	1	..	15	..																																																																																																																																																																																																																																																																																																																																																																																																																																																																																																																																																																																																																																																																																																																																																																																																																																																																																																																																																																																																																																																																																																																																																																																																																															
TOTAL	81	6	117	26	9	..	8	..	2	1	217	33																																																																																																																																																																																																																																																																																																																																																																																																																																																																																																																																																																																																																																																																																																																																																																																																																																																																																																																																																																																																																																																																																																																																																																																																																															
5. MINERS, QUARRYMEN ETC													MINERS, QUARRY MEN, ETC	89	1	58	..	8	..	4	..	1	..	164	1	WELL DRILLERS-OIL, WATER,	1	..	3	4	..	MINERAL TREATERS	36	..	47	..	2	..	1	86	..	TOTAL	126	1	108	..	10	..	5	..	1	..	254	1	6. TRANSPORT, COMMUNICATION													DECK, ENGINEER OFFICERS	7	..	16	..	3	26	..	DECK, ENGINE RM HANDS, ETC	8	1	11	1	20	1	AIR PILOTS, NAVIGATORS	12	..	12	..	1	..	1	26	..	DRIVERS, FIREMEN (RAIL)	1	..	1	2	..	DRIVERS (ROAD)	33	3	159	9	15	..	9	..	1	..	277	12	GUARDS, CONDUCTORS (RAIL)	3	3	..	INSPECTORS ETC, TRANSPORT	7	..	41	2	4	..	2	52	2	TELEPHONE OPERATORS, ETC	4	4	15	19	..	1	..	1	..	1	19	26	POSTMASTERS, POSTMEN, ETC	2	1	7	7	1	1	..	11	8	OTHER TRANSPORT, ETC, NEC	4	..	4	1	8	1	TOTAL	138	9	269	36	22	1	13	1	2	1	444	50	7. TRADESMEN ETC													SPINNERS, WEAVERS, ETC	TAILORS, CUTTERS, ETC	2	1	5	12	2	9	13	LEATHER CUTTERS, ETC	1	1	..	FURNACEMEN, JEWELLERS, ETC	2	2	..	WATCHMAKRS, JEWELLRS, ETC	4	..	29	2	2	..	1	36	2	TOOL MAKERS, MACHINISTS ETC	239	..	520	1	28	..	36	..	7	..	836	1	ELECTRICIANS, ETC	130	..	297	1	11	..	12	..	2	..	452	1	METAL WORKERS NEC	33	..	31	2	5	1	4	..	1	..	74	3	CARPENTERS ETC	179	..	389	2	24	..	14	..	4	..	531	2	PAINTERS, DECORATORS	67	..	144	2	6	..	9	..	4	..	236	6	BRICKLAYERS, PLASTERERS	133	3	346	1	21	..	15	..	7	..	528	2	COMPOSITORS, ENGRAVERS, ETC	5	3	13	2	..	1	2	28	6	POTTERS, KILN MEN, ETC	2	..	4	6	..	MILLERS, BAKERS, BUTCHERS	28	1	26	12	2	1	1	57	14	CHEMICAL, SUGAR WORKERS, ETC	1	..	8	1	10	..	TOBACCO PREPARERS, ETC	PAPER, RUBBER WORKERS, ETC	3	..	3	..	1	1	7	1	PACKERS, WRAPPERS, ETC	..	6	..	12	..	1	19	EQUIPMENT OPERATORS ETC	52	..	98	..	5	..	7	162	..	STOREMEN FREIGHT HANDLRS	72	1	99	8	7	1	10	..	4	..	192	16	LABOURERS NEC	274	5	249	9	26	2	14	1	6	..	569	17	APPRNTCS, FCTRY WRKS, NEC	12	1	27	5	2	..	1	42	6	TOTAL	1243	21	2210	71	140	7	129	2	35	..	3757	161	9. SERVICE, SPORT, RECREATN													FIRE BRIGADE, POLICE, ETC	16	4	119	6	8	..	1	..	2	..	146	13	HOUSEKEEPERS, COOKS ETC	73	61	88	288	12	16	8	17	4	20	185	322	WAITERS, BARTENDERS	16	35	12	31	3	4	1	1	32	71	CARETAKERS, CLEANERS	25	10	34	83	3	4	2	2	4	..	66	103	BARBERS, HAIRDRESSERS, ETC	..	5	7	9	1	1	1	9	15	LAUNDERERS, PRESSERS, ETC	4	6	4	26	..	2	1	8	35	ATHLETES, SPORTSMEN ETC	1	..	1	PHOTOGRAPHERS, ETC	UNDERTAKERS, ETC	1	1	..	SERVICE, OTH WORKERS NEC	23	18	16	35	2	4	4	3	45	68	TOTAL	157	139	285	399	29	32	17	23	8	25	496	618	10. MEMBERS ARMED SERVICES	72	15	124	3	1	..	5	..	1	..	203	18	11. INADEQ. DESC. M/S	120	62	174	254	19	6	10	4	4	11	323	337	TOTAL EMPLOYED	2336	734	4091	2119	299	125	258	106	68	68	7853	3152																																																																																																																																																																																																																																																																																																																																																																																																																																																																																				
MINERS, QUARRY MEN, ETC	89	1	58	..	8	..	4	..	1	..	164	1																																																																																																																																																																																																																																																																																																																																																																																																																																																																																																																																																																																																																																																																																																																																																																																																																																																																																																																																																																																																																																																																																																																																																																																																																															
WELL DRILLERS-OIL, WATER,	1	..	3	4	..																																																																																																																																																																																																																																																																																																																																																																																																																																																																																																																																																																																																																																																																																																																																																																																																																																																																																																																																																																																																																																																																																																																																																																																																																															
MINERAL TREATERS	36	..	47	..	2	..	1	86	..																																																																																																																																																																																																																																																																																																																																																																																																																																																																																																																																																																																																																																																																																																																																																																																																																																																																																																																																																																																																																																																																																																																																																																																																																															
TOTAL	126	1	108	..	10	..	5	..	1	..	254	1																																																																																																																																																																																																																																																																																																																																																																																																																																																																																																																																																																																																																																																																																																																																																																																																																																																																																																																																																																																																																																																																																																																																																																																																																															
6. TRANSPORT, COMMUNICATION													DECK, ENGINEER OFFICERS	7	..	16	..	3	26	..	DECK, ENGINE RM HANDS, ETC	8	1	11	1	20	1	AIR PILOTS, NAVIGATORS	12	..	12	..	1	..	1	26	..	DRIVERS, FIREMEN (RAIL)	1	..	1	2	..	DRIVERS (ROAD)	33	3	159	9	15	..	9	..	1	..	277	12	GUARDS, CONDUCTORS (RAIL)	3	3	..	INSPECTORS ETC, TRANSPORT	7	..	41	2	4	..	2	52	2	TELEPHONE OPERATORS, ETC	4	4	15	19	..	1	..	1	..	1	19	26	POSTMASTERS, POSTMEN, ETC	2	1	7	7	1	1	..	11	8	OTHER TRANSPORT, ETC, NEC	4	..	4	1	8	1	TOTAL	138	9	269	36	22	1	13	1	2	1	444	50	7. TRADESMEN ETC													SPINNERS, WEAVERS, ETC	TAILORS, CUTTERS, ETC	2	1	5	12	2	9	13	LEATHER CUTTERS, ETC	1	1	..	FURNACEMEN, JEWELLERS, ETC	2	2	..	WATCHMAKRS, JEWELLRS, ETC	4	..	29	2	2	..	1	36	2	TOOL MAKERS, MACHINISTS ETC	239	..	520	1	28	..	36	..	7	..	836	1	ELECTRICIANS, ETC	130	..	297	1	11	..	12	..	2	..	452	1	METAL WORKERS NEC	33	..	31	2	5	1	4	..	1	..	74	3	CARPENTERS ETC	179	..	389	2	24	..	14	..	4	..	531	2	PAINTERS, DECORATORS	67	..	144	2	6	..	9	..	4	..	236	6	BRICKLAYERS, PLASTERERS	133	3	346	1	21	..	15	..	7	..	528	2	COMPOSITORS, ENGRAVERS, ETC	5	3	13	2	..	1	2	28	6	POTTERS, KILN MEN, ETC	2	..	4	6	..	MILLERS, BAKERS, BUTCHERS	28	1	26	12	2	1	1	57	14	CHEMICAL, SUGAR WORKERS, ETC	1	..	8	1	10	..	TOBACCO PREPARERS, ETC	PAPER, RUBBER WORKERS, ETC	3	..	3	..	1	1	7	1	PACKERS, WRAPPERS, ETC	..	6	..	12	..	1	19	EQUIPMENT OPERATORS ETC	52	..	98	..	5	..	7	162	..	STOREMEN FREIGHT HANDLRS	72	1	99	8	7	1	10	..	4	..	192	16	LABOURERS NEC	274	5	249	9	26	2	14	1	6	..	569	17	APPRNTCS, FCTRY WRKS, NEC	12	1	27	5	2	..	1	42	6	TOTAL	1243	21	2210	71	140	7	129	2	35	..	3757	161	9. SERVICE, SPORT, RECREATN													FIRE BRIGADE, POLICE, ETC	16	4	119	6	8	..	1	..	2	..	146	13	HOUSEKEEPERS, COOKS ETC	73	61	88	288	12	16	8	17	4	20	185	322	WAITERS, BARTENDERS	16	35	12	31	3	4	1	1	32	71	CARETAKERS, CLEANERS	25	10	34	83	3	4	2	2	4	..	66	103	BARBERS, HAIRDRESSERS, ETC	..	5	7	9	1	1	1	9	15	LAUNDERERS, PRESSERS, ETC	4	6	4	26	..	2	1	8	35	ATHLETES, SPORTSMEN ETC	1	..	1	PHOTOGRAPHERS, ETC	UNDERTAKERS, ETC	1	1	..	SERVICE, OTH WORKERS NEC	23	18	16	35	2	4	4	3	45	68	TOTAL	157	139	285	399	29	32	17	23	8	25	496	618	10. MEMBERS ARMED SERVICES	72	15	124	3	1	..	5	..	1	..	203	18	11. INADEQ. DESC. M/S	120	62	174	254	19	6	10	4	4	11	323	337	TOTAL EMPLOYED	2336	734	4091	2119	299	125	258	106	68	68	7853	3152																																																																																																																																																																																																																																																																																																																																																																																																																																																																																																																																																					
DECK, ENGINEER OFFICERS	7	..	16	..	3	26	..																																																																																																																																																																																																																																																																																																																																																																																																																																																																																																																																																																																																																																																																																																																																																																																																																																																																																																																																																																																																																																																																																																																																																																																																																															
DECK, ENGINE RM HANDS, ETC	8	1	11	1	20	1																																																																																																																																																																																																																																																																																																																																																																																																																																																																																																																																																																																																																																																																																																																																																																																																																																																																																																																																																																																																																																																																																																																																																																																																																															
AIR PILOTS, NAVIGATORS	12	..	12	..	1	..	1	26	..																																																																																																																																																																																																																																																																																																																																																																																																																																																																																																																																																																																																																																																																																																																																																																																																																																																																																																																																																																																																																																																																																																																																																																																																																															
DRIVERS, FIREMEN (RAIL)	1	..	1	2	..																																																																																																																																																																																																																																																																																																																																																																																																																																																																																																																																																																																																																																																																																																																																																																																																																																																																																																																																																																																																																																																																																																																																																																																																																															
DRIVERS (ROAD)	33	3	159	9	15	..	9	..	1	..	277	12																																																																																																																																																																																																																																																																																																																																																																																																																																																																																																																																																																																																																																																																																																																																																																																																																																																																																																																																																																																																																																																																																																																																																																																																																															
GUARDS, CONDUCTORS (RAIL)	3	3	..																																																																																																																																																																																																																																																																																																																																																																																																																																																																																																																																																																																																																																																																																																																																																																																																																																																																																																																																																																																																																																																																																																																																																																																																																															
INSPECTORS ETC, TRANSPORT	7	..	41	2	4	..	2	52	2																																																																																																																																																																																																																																																																																																																																																																																																																																																																																																																																																																																																																																																																																																																																																																																																																																																																																																																																																																																																																																																																																																																																																																																																																															
TELEPHONE OPERATORS, ETC	4	4	15	19	..	1	..	1	..	1	19	26																																																																																																																																																																																																																																																																																																																																																																																																																																																																																																																																																																																																																																																																																																																																																																																																																																																																																																																																																																																																																																																																																																																																																																																																																															
POSTMASTERS, POSTMEN, ETC	2	1	7	7	1	1	..	11	8																																																																																																																																																																																																																																																																																																																																																																																																																																																																																																																																																																																																																																																																																																																																																																																																																																																																																																																																																																																																																																																																																																																																																																																																																															
OTHER TRANSPORT, ETC, NEC	4	..	4	1	8	1																																																																																																																																																																																																																																																																																																																																																																																																																																																																																																																																																																																																																																																																																																																																																																																																																																																																																																																																																																																																																																																																																																																																																																																																																															
TOTAL	138	9	269	36	22	1	13	1	2	1	444	50																																																																																																																																																																																																																																																																																																																																																																																																																																																																																																																																																																																																																																																																																																																																																																																																																																																																																																																																																																																																																																																																																																																																																																																																																															
7. TRADESMEN ETC													SPINNERS, WEAVERS, ETC	TAILORS, CUTTERS, ETC	2	1	5	12	2	9	13	LEATHER CUTTERS, ETC	1	1	..	FURNACEMEN, JEWELLERS, ETC	2	2	..	WATCHMAKRS, JEWELLRS, ETC	4	..	29	2	2	..	1	36	2	TOOL MAKERS, MACHINISTS ETC	239	..	520	1	28	..	36	..	7	..	836	1	ELECTRICIANS, ETC	130	..	297	1	11	..	12	..	2	..	452	1	METAL WORKERS NEC	33	..	31	2	5	1	4	..	1	..	74	3	CARPENTERS ETC	179	..	389	2	24	..	14	..	4	..	531	2	PAINTERS, DECORATORS	67	..	144	2	6	..	9	..	4	..	236	6	BRICKLAYERS, PLASTERERS	133	3	346	1	21	..	15	..	7	..	528	2	COMPOSITORS, ENGRAVERS, ETC	5	3	13	2	..	1	2	28	6	POTTERS, KILN MEN, ETC	2	..	4	6	..	MILLERS, BAKERS, BUTCHERS	28	1	26	12	2	1	1	57	14	CHEMICAL, SUGAR WORKERS, ETC	1	..	8	1	10	..	TOBACCO PREPARERS, ETC	PAPER, RUBBER WORKERS, ETC	3	..	3	..	1	1	7	1	PACKERS, WRAPPERS, ETC	..	6	..	12	..	1	19	EQUIPMENT OPERATORS ETC	52	..	98	..	5	..	7	162	..	STOREMEN FREIGHT HANDLRS	72	1	99	8	7	1	10	..	4	..	192	16	LABOURERS NEC	274	5	249	9	26	2	14	1	6	..	569	17	APPRNTCS, FCTRY WRKS, NEC	12	1	27	5	2	..	1	42	6	TOTAL	1243	21	2210	71	140	7	129	2	35	..	3757	161	9. SERVICE, SPORT, RECREATN													FIRE BRIGADE, POLICE, ETC	16	4	119	6	8	..	1	..	2	..	146	13	HOUSEKEEPERS, COOKS ETC	73	61	88	288	12	16	8	17	4	20	185	322	WAITERS, BARTENDERS	16	35	12	31	3	4	1	1	32	71	CARETAKERS, CLEANERS	25	10	34	83	3	4	2	2	4	..	66	103	BARBERS, HAIRDRESSERS, ETC	..	5	7	9	1	1	1	9	15	LAUNDERERS, PRESSERS, ETC	4	6	4	26	..	2	1	8	35	ATHLETES, SPORTSMEN ETC	1	..	1	PHOTOGRAPHERS, ETC	UNDERTAKERS, ETC	1	1	..	SERVICE, OTH WORKERS NEC	23	18	16	35	2	4	4	3	45	68	TOTAL	157	139	285	399	29	32	17	23	8	25	496	618	10. MEMBERS ARMED SERVICES	72	15	124	3	1	..	5	..	1	..	203	18	11. INADEQ. DESC. M/S	120	62	174	254	19	6	10	4	4	11	323	337	TOTAL EMPLOYED	2336	734	4091	2119	299	125	258	106	68	68	7853	3152																																																																																																																																																																																																																																																																																																																																																																																																																																																																																																																																																																																																																																																																																																																	
SPINNERS, WEAVERS, ETC																																																																																																																																																																																																																																																																																																																																																																																																																																																																																																																																																																																																																																																																																																																																																																																																																																																																																																																																																																																																																																																																																																																																																																																																																															
TAILORS, CUTTERS, ETC	2	1	5	12	2	9	13																																																																																																																																																																																																																																																																																																																																																																																																																																																																																																																																																																																																																																																																																																																																																																																																																																																																																																																																																																																																																																																																																																																																																																																																																															
LEATHER CUTTERS, ETC	1	1	..																																																																																																																																																																																																																																																																																																																																																																																																																																																																																																																																																																																																																																																																																																																																																																																																																																																																																																																																																																																																																																																																																																																																																																																																																															
FURNACEMEN, JEWELLERS, ETC	2	2	..																																																																																																																																																																																																																																																																																																																																																																																																																																																																																																																																																																																																																																																																																																																																																																																																																																																																																																																																																																																																																																																																																																																																																																																																																															
WATCHMAKRS, JEWELLRS, ETC	4	..	29	2	2	..	1	36	2																																																																																																																																																																																																																																																																																																																																																																																																																																																																																																																																																																																																																																																																																																																																																																																																																																																																																																																																																																																																																																																																																																																																																																																																																															
TOOL MAKERS, MACHINISTS ETC	239	..	520	1	28	..	36	..	7	..	836	1																																																																																																																																																																																																																																																																																																																																																																																																																																																																																																																																																																																																																																																																																																																																																																																																																																																																																																																																																																																																																																																																																																																																																																																																																															
ELECTRICIANS, ETC	130	..	297	1	11	..	12	..	2	..	452	1																																																																																																																																																																																																																																																																																																																																																																																																																																																																																																																																																																																																																																																																																																																																																																																																																																																																																																																																																																																																																																																																																																																																																																																																																															
METAL WORKERS NEC	33	..	31	2	5	1	4	..	1	..	74	3																																																																																																																																																																																																																																																																																																																																																																																																																																																																																																																																																																																																																																																																																																																																																																																																																																																																																																																																																																																																																																																																																																																																																																																																																															
CARPENTERS ETC	179	..	389	2	24	..	14	..	4	..	531	2																																																																																																																																																																																																																																																																																																																																																																																																																																																																																																																																																																																																																																																																																																																																																																																																																																																																																																																																																																																																																																																																																																																																																																																																																															
PAINTERS, DECORATORS	67	..	144	2	6	..	9	..	4	..	236	6																																																																																																																																																																																																																																																																																																																																																																																																																																																																																																																																																																																																																																																																																																																																																																																																																																																																																																																																																																																																																																																																																																																																																																																																																															
BRICKLAYERS, PLASTERERS	133	3	346	1	21	..	15	..	7	..	528	2																																																																																																																																																																																																																																																																																																																																																																																																																																																																																																																																																																																																																																																																																																																																																																																																																																																																																																																																																																																																																																																																																																																																																																																																																															
COMPOSITORS, ENGRAVERS, ETC	5	3	13	2	..	1	2	28	6																																																																																																																																																																																																																																																																																																																																																																																																																																																																																																																																																																																																																																																																																																																																																																																																																																																																																																																																																																																																																																																																																																																																																																																																																															
POTTERS, KILN MEN, ETC	2	..	4	6	..																																																																																																																																																																																																																																																																																																																																																																																																																																																																																																																																																																																																																																																																																																																																																																																																																																																																																																																																																																																																																																																																																																																																																																																																																															
MILLERS, BAKERS, BUTCHERS	28	1	26	12	2	1	1	57	14																																																																																																																																																																																																																																																																																																																																																																																																																																																																																																																																																																																																																																																																																																																																																																																																																																																																																																																																																																																																																																																																																																																																																																																																																															
CHEMICAL, SUGAR WORKERS, ETC	1	..	8	1	10	..																																																																																																																																																																																																																																																																																																																																																																																																																																																																																																																																																																																																																																																																																																																																																																																																																																																																																																																																																																																																																																																																																																																																																																																																																															
TOBACCO PREPARERS, ETC																																																																																																																																																																																																																																																																																																																																																																																																																																																																																																																																																																																																																																																																																																																																																																																																																																																																																																																																																																																																																																																																																																																																																																																																																															
PAPER, RUBBER WORKERS, ETC	3	..	3	..	1	1	7	1																																																																																																																																																																																																																																																																																																																																																																																																																																																																																																																																																																																																																																																																																																																																																																																																																																																																																																																																																																																																																																																																																																																																																																																																																															
PACKERS, WRAPPERS, ETC	..	6	..	12	..	1	19																																																																																																																																																																																																																																																																																																																																																																																																																																																																																																																																																																																																																																																																																																																																																																																																																																																																																																																																																																																																																																																																																																																																																																																																																															
EQUIPMENT OPERATORS ETC	52	..	98	..	5	..	7	162	..																																																																																																																																																																																																																																																																																																																																																																																																																																																																																																																																																																																																																																																																																																																																																																																																																																																																																																																																																																																																																																																																																																																																																																																																																															
STOREMEN FREIGHT HANDLRS	72	1	99	8	7	1	10	..	4	..	192	16																																																																																																																																																																																																																																																																																																																																																																																																																																																																																																																																																																																																																																																																																																																																																																																																																																																																																																																																																																																																																																																																																																																																																																																																																															
LABOURERS NEC	274	5	249	9	26	2	14	1	6	..	569	17																																																																																																																																																																																																																																																																																																																																																																																																																																																																																																																																																																																																																																																																																																																																																																																																																																																																																																																																																																																																																																																																																																																																																																																																																															
APPRNTCS, FCTRY WRKS, NEC	12	1	27	5	2	..	1	42	6																																																																																																																																																																																																																																																																																																																																																																																																																																																																																																																																																																																																																																																																																																																																																																																																																																																																																																																																																																																																																																																																																																																																																																																																																															
TOTAL	1243	21	2210	71	140	7	129	2	35	..	3757	161																																																																																																																																																																																																																																																																																																																																																																																																																																																																																																																																																																																																																																																																																																																																																																																																																																																																																																																																																																																																																																																																																																																																																																																																																															
9. SERVICE, SPORT, RECREATN													FIRE BRIGADE, POLICE, ETC	16	4	119	6	8	..	1	..	2	..	146	13	HOUSEKEEPERS, COOKS ETC	73	61	88	288	12	16	8	17	4	20	185	322	WAITERS, BARTENDERS	16	35	12	31	3	4	1	1	32	71	CARETAKERS, CLEANERS	25	10	34	83	3	4	2	2	4	..	66	103	BARBERS, HAIRDRESSERS, ETC	..	5	7	9	1	1	1	9	15	LAUNDERERS, PRESSERS, ETC	4	6	4	26	..	2	1	8	35	ATHLETES, SPORTSMEN ETC	1	..	1	PHOTOGRAPHERS, ETC	UNDERTAKERS, ETC	1	1	..	SERVICE, OTH WORKERS NEC	23	18	16	35	2	4	4	3	45	68	TOTAL	157	139	285	399	29	32	17	23	8	25	496	618	10. MEMBERS ARMED SERVICES	72	15	124	3	1	..	5	..	1	..	203	18	11. INADEQ. DESC. M/S	120	62	174	254	19	6	10	4	4	11	323	337	TOTAL EMPLOYED	2336	734	4091	2119	299	125	258	106	68	68	7853	3152																																																																																																																																																																																																																																																																																																																																																																																																																																																																																																																																																																																																																																																																																																																																																																																																																																																																																																																																																																																																																																									
FIRE BRIGADE, POLICE, ETC	16	4	119	6	8	..	1	..	2	..	146	13																																																																																																																																																																																																																																																																																																																																																																																																																																																																																																																																																																																																																																																																																																																																																																																																																																																																																																																																																																																																																																																																																																																																																																																																																															
HOUSEKEEPERS, COOKS ETC	73	61	88	288	12	16	8	17	4	20	185	322																																																																																																																																																																																																																																																																																																																																																																																																																																																																																																																																																																																																																																																																																																																																																																																																																																																																																																																																																																																																																																																																																																																																																																																																																															
WAITERS, BARTENDERS	16	35	12	31	3	4	1	1	32	71																																																																																																																																																																																																																																																																																																																																																																																																																																																																																																																																																																																																																																																																																																																																																																																																																																																																																																																																																																																																																																																																																																																																																																																																																															
CARETAKERS, CLEANERS	25	10	34	83	3	4	2	2	4	..	66	103																																																																																																																																																																																																																																																																																																																																																																																																																																																																																																																																																																																																																																																																																																																																																																																																																																																																																																																																																																																																																																																																																																																																																																																																																															
BARBERS, HAIRDRESSERS, ETC	..	5	7	9	1	1	1	9	15																																																																																																																																																																																																																																																																																																																																																																																																																																																																																																																																																																																																																																																																																																																																																																																																																																																																																																																																																																																																																																																																																																																																																																																																																															
LAUNDERERS, PRESSERS, ETC	4	6	4	26	..	2	1	8	35																																																																																																																																																																																																																																																																																																																																																																																																																																																																																																																																																																																																																																																																																																																																																																																																																																																																																																																																																																																																																																																																																																																																																																																																																															
ATHLETES, SPORTSMEN ETC	1	..	1																																																																																																																																																																																																																																																																																																																																																																																																																																																																																																																																																																																																																																																																																																																																																																																																																																																																																																																																																																																																																																																																																																																																																																																																																															
PHOTOGRAPHERS, ETC																																																																																																																																																																																																																																																																																																																																																																																																																																																																																																																																																																																																																																																																																																																																																																																																																																																																																																																																																																																																																																																																																																																																																																																																																															
UNDERTAKERS, ETC	1	1	..																																																																																																																																																																																																																																																																																																																																																																																																																																																																																																																																																																																																																																																																																																																																																																																																																																																																																																																																																																																																																																																																																																																																																																																																																															
SERVICE, OTH WORKERS NEC	23	18	16	35	2	4	4	3	45	68																																																																																																																																																																																																																																																																																																																																																																																																																																																																																																																																																																																																																																																																																																																																																																																																																																																																																																																																																																																																																																																																																																																																																																																																																															
TOTAL	157	139	285	399	29	32	17	23	8	25	496	618																																																																																																																																																																																																																																																																																																																																																																																																																																																																																																																																																																																																																																																																																																																																																																																																																																																																																																																																																																																																																																																																																																																																																																																																																															
10. MEMBERS ARMED SERVICES	72	15	124	3	1	..	5	..	1	..	203	18																																																																																																																																																																																																																																																																																																																																																																																																																																																																																																																																																																																																																																																																																																																																																																																																																																																																																																																																																																																																																																																																																																																																																																																																																															
11. INADEQ. DESC. M/S	120	62	174	254	19	6	10	4	4	11	323	337																																																																																																																																																																																																																																																																																																																																																																																																																																																																																																																																																																																																																																																																																																																																																																																																																																																																																																																																																																																																																																																																																																																																																																																																																															
TOTAL EMPLOYED	2336	734	4091	2119	299	125	258	106	68	68	7853	3152																																																																																																																																																																																																																																																																																																																																																																																																																																																																																																																																																																																																																																																																																																																																																																																																																																																																																																																																																																																																																																																																																																																																																																																																																															

NORTHERN TERRITORY. CENSUS 30 JUNE 1976

TABLE 65. OCCUPATION BY OCCUPATIONAL STATUS, EMPLOYED POPULATION

OCCUPATION	EMPLOYER		SELF-EMPLOYED		OCCUPATIONAL STATUS		WAGE OR		HELPER (UNPAID)		TOTAL EMPLOYED	
	MALES	FEMALES	MALES	FEMALES	SALARY		EARNER		MALES	FEMALES	MALES	FEMALES
					MALES	FEMALES	MALES	FEMALES				
0. PROFESSIONAL, TECHNICAL												
ARCHITECTS, ENGINEERS, ETC	18	..	11	..	439	3	468	3
CHEMISTS, PHYSICISTS, ETC	1	..	124	11	125	11
BIOLOGISTS, VETS, ETC	3	1	..	1	94	9	97	11
MEDICAL PRAC, DENTISTS	18	3	1	2	104	24	123	29
NURSES	20	742	..	3	..	3	20	745
PROF MEDICAL WORKERS	8	1	1	..	30	45	39	46
TEACHERS	1	1	652	1248	..	2	..	2	653	1251
CLERGY & RELIG DRDEKS	1	..	106	22	..	2	109	22
LAW PROFESSIONALS	24	3	3	..	55	7	82	10
ARTISTS, ENTERTAINERS, ET	4	..	57	52	86	30	3	4	150	86
DRAFTSMEN, TECHNICNS, ETC	7	..	10	2	613	107	1	631	109
OTHER PROFESSIONAL, ETC	19	..	5	2	311	199	..	1	..	1	325	202
TOTAL	161	8	91	60	2624	2447	6	10	2822	2525
1. ADMINISTRATIVE, ETC												
ADMIN, EXEC (GOVT) NEC	206	3	206	3
EMPLOYERS, MANAGERS NEC	466	148	85	32	1340	213	1	1892	393
TOTAL	466	148	85	32	1546	216	1	2198	396
2. CLERICAL WORKERS												
BOOK-KEEPERS, CASHIERS	3	17	..	17	102	338	..	4	..	4	105	376
STENOGRAPHERS, TYPISTS	..	6	..	5	634	2	..	1	..	1	2	646
OTHER CLERICAL	1	84	3	67	1988	2849	2	18	1994	3018
TOTAL	4	107	3	89	2092	3821	2	23	2101	4040
3. SALES WORKERS												
INSURANCE SALESMEN ETC	15	1	10	2	92	6	117	9
COMMERCIAL TRAVELLERS ET	3	1	4	3	50	11	1	58	15
PRDRIETORS, SHDPCKEEPERS	21	57	74	76	415	1009	5	8	..	8	515	1150
TOTAL	39	59	88	81	557	1026	6	8	690	1174
4. FARMERS, FISHERMEN ETC												
FARMERS, FARM MANAGERS	97	35	93	43	174	20	4	9	368	107
FARM WORKRS, FARM FOREME	8	..	20	2	1535	161	12	18	1575	121
WOOL CLASSERS
HUNTERS, TRAPPERS	2	..	2	..	12	16	..
FISHERMEN, RELATO WORKER	13	..	24	3	72	4	5	114	7
TIMBERCUTTERS, ETC	1	87	6	88	6
TOTAL	121	35	139	48	1880	131	21	27	2161	241
5. MINERS, QUARRYMEN ETC												
MINERS, QUARRYMEN, ETC	3	..	357	5	1	1	361	6
WELL DRILLERS-DIL, WATER	3	42	45	..
MINERAL TREATERS	208	2	208	2
TOTAL	3	..	3	..	607	7	1	1	614	8
6. TRANSPORT, COMMUNICATION												
DECK, ENGINEER OFFICERS	1	54	55	..
DECK, ENGINE RM HANDS, ET	1	..	2	..	53	6	1	57	6
AIR PILOTS, NAVIGATORS	1	..	2	..	138	2	141	2
DRIVERS, FIREMEN (RAIL)	21	21	..
DRIVERS (ROAD)	16	2	136	9	981	30	1133	41
GUARDS, CONDUCTORS (RAIL)	14	14	..
INSPECTORS ETC, TRANSPOR	3	156	2	159	2
TELEPHONE OPERATORS, ETC	49	180	49	180
POSTMASTERS, POSTMEN, ETC	2	..	100	38	100	40
OTHER TRANSPORT, ETC, NEC	2	..	19	1	21	1
TOTAL	22	2	142	11	1555	259	1	1720	272
7/8. TRADESMEN ETC												
SPINNERS, WEAVERS, ETC	4	4
TAILORS, CUTTERS, ETC	2	3	11	7	7	42	20	52
LEATHER CUTTERS, ETC	2	6	..
FURNACEMEN, ROLLERS, ETC	1	8	1	9	1
WATCHMAKRS, JEWELLRS, ETC	10	..	64	2	74	2
TOOL MAKERS, MACHNSTS ET	71	..	142	..	2193	7	3	2419	7
ELECTRICIANS, ETC	24	..	67	1	1209	5	1300	6
METAL WORKERS NEC	4	1	254	12	..	1	..	1	258	14
CARPENTERS ETC	44	..	186	2	999	4	5	1234	6
PAINTERS, DECORATORS	22	2	84	4	301	..	1	408	6
BRICKLAYERS, PLASTERERS	75	..	272	1	801	10	2	1	1150	12
COMPOSITORS, ENGRAVRS, ET	3	..	1	..	61	19	65	19
POTTERS, KILNMMN, ETC	2	..	1	1	15	3	18	4
MILLERS, BAKERS, BUTCHERS	7	1	1	..	253	56	261	57
CHEMICAL, SUGAR WORKRS, ETC	1	..	14	1	15	1
TOBACCO PREPARERS, ETC
PAPER, RUBBER WORKERS, ET	3	..	4	10	19	7	26	17
PACKERS, WRAPPERS, ETC	6	59	65	59
EQUIPMENT OPERATORS ETC	7	..	16	..	595	1	1	619	1
STOREMEN FREIGHT HANDLRS	614	39	1	615	39
LABOURERS NEC	11	1	25	1	2169	172	16	2	2221	176
APPNTCS, FCTRY WRKS, NEC	2	..	163	20	1	166	20
TOTAL	272	7	831	28	9747	464	36	4	10881	503
9. SERVICE, SPORT, RECREATN												
FIRE BRIGADE, POLICE, ETC	674	17	1	675	17
HOUSEKEEPERS, COOKS ETC	5	11	14	25	312	1135	..	18	331	1184
WAITERS, BARTENDERS	1	..	2	..	82	262	..	1	85	263
CARETAKERS, CLEANERS	6	10	18	18	164	406	180	434
BARBERS, HAIRDRESSERS, ETC	..	6	10	4	6	53	..	1	16	64
LAUNDERERS, PRESSERS, ETC	1	1	1	3	13	94	15	98
ATHLETES, SPORTSMEN ETC	6	2	3	2	9	4
PHOTOGRAPHERS, ETC	2	..	1	..	8	11	..
UNDERTAKERS, ETC	1	..	2	1	3	1
SERVICE, OTH WORKERS NEC	4	..	10	1	161	292	2	1	177	294
TOTAL	19	28	55	53	1425	2262	3	16	1502	2359
10. MEMBERS ARMED SERVICES	1077	119	1077	119
11. INADEQ. DESC. N/S	10	6	27	25	3332	2169	30	173	3399	2373
TOTAL EMPLOYED	1057	400	1464	427	26443	12922	101	262	29066	14011

NORTHERN TERRITORY. CENSUS 30 JUNE 1976

TABLE 66. OCCUPATION BY HIGHEST LEVEL OF QUALIFICATION OBTAINED, EMPLOYED POPULATION-MALES

OCCUPATION	LEVEL OF QUALIFICATION							NOT CLASS BY LEVEL	INAD. DESCRIBED	NOT STATED	NO QUALS.	TOTAL
	HIGHER DEGREE	GRADUATE DIPLOMA	BACHELOR DEGREE	DIPLOMA	TECHNICIAN	TRADE						
0. PROFESSIONAL, TECHNICAL												
ARCHITECTS, ENGINEERS, ETC	19	17	174	124	70	22	25	..	7	14	468	
CHEMISTS, PHYSICISTS, ETC	13	2	65	19	15	1	4	6	125	
BIOLOGISTS, VETS, ETC	14	4	62	7	1	1	2	6	97	
MEDICAL PRACT, DENTISTS	12	24	84	3	..	123	
NURSES	12	1	7	20	
PROF MEDICAL WORKERS	..	3	..	20	1	1	1	1	39	
TEACHERS	41	48	141	274	17	18	6	..	21	87	653	
CLERGY & RELIG ORDERS	1	2	10	39	3	9	2	..	9	34	109	
LAW PROFESSIONALS	3	2	59	12	1	1	1	3	82	
ARTISTS, ENTERTAINERS, ETC	1	1	5	6	7	2	5	..	14	109	150	
DRAFTSMEN, TECHNICIANS, ETC	1	3	21	47	160	78	16	..	56	249	631	
OTHER PROFESSIONAL, ETC	13	5	57	77	24	16	12	..	12	109	325	
TOTAL	118	111	690	621	311	149	72	..	125	625	2822	
1. ADMINISTRATIVE, ETC												
ADMIN, EXEC (GOVT) NEC	7	1	22	19	22	34	3	..	21	77	206	
EMPLOYERS, MANAGERS NEC	11	5	61	69	181	407	17	..	130	1401	1892	
TOTAL	18	6	83	88	123	441	50	..	211	1978	2098	
2. CLERICAL WORKERS												
BOOK-KEEPERS, CASIERS	5	1	4	8	67	105	
STENOGRAPHERS, TYPISTS	1	1	2	
OTHER CLERICAL	8	16	50	59	63	121	34	1	141	1507	1994	
TOTAL	8	10	50	65	64	125	34	1	149	1595	2101	
3. SALES WORKERS												
INSURANCE SALESMEN ETC	1	11	16	12	2	..	4	71	117	
COMMERCIAL TRAVELLERS ETC	1	13	6	58	..	
PROPRIETORS, SHOPKEEPERS	2	4	16	56	6	..	44	387	515	
TOTAL	3	15	33	81	8	..	54	496	630	
4. FARMERS, FISHERMEN ETC												
FARMERS, FARM MANAGERS	4	13	6	24	12	..	49	266	368	
FARM WORKERS, FARM FOREMEN	..	1	4	6	28	58	6	..	122	1358	1575	
WOOL CLASSERS	
HUNTERS, TRAPPERS	2	
FISHERMEN, RELATED WORKERS	15	17	82	114	
TIMBERCUTTERS, ETC	3	8	13	64	86	
TOTAL	..	1	11	19	26	107	18	..	211	1778	2161	
5. MINERS, QUARRYMEN ETC												
MINERS, QUARRYMEN, ETC	..	1	4	1	16	46	3	..	46	254	361	
WELL DRILLERS-OIL, WATER,	10	6	29	45	
MINERAL TREATERS	..	1	1	3	11	26	16	150	208	
TOTAL	..	2	5	4	21	82	3	..	68	429	614	
6. TRANSPORT, COMMUNICATION												
DECK, ENGINEER OFFICERS	..	1	..	1	17	14	6	16	55	
DECK, ENGINE RM HANDS, ETC	1	10	1	..	5	37	57	
AIR PILOTS, NAVIGATORS	..	1	4	6	5	61	19	..	4	10	111	
DRIVERS, FIREMEN (TRAIL)	11	2	6	21	
DRIVERS (TRAD)	3	2	8	182	4	..	140	874	1133	
GUARDS, CONDUCTORS (RAIL)	4	14	14	
INSPECTORS ETC, TRANSPORT	1	..	1	1	30	18	8	..	14	86	159	
TELEPHONE OPERATORS, ETC	14	8	2	25	49	
POSTMASTERS, POSTMEN, ETC	1	7	1	..	12	75	100	
OTHER TRANSPORT, ETC, NEC	3	2	16	21	
TOTAL	1	2	8	10	76	234	33	..	195	1101	1720	
7. TRADESMEN ETC												
SPINNERS, WEAVERS, ETC	3	..	20	
TAILORS, CUTTERS, ETC	6	1	..	1	4	6	
LEATHER CUTTERS, ETC	1	5	9	
FURNACEMEN, ROLLERS, ETC	1	2	5	16	74	
MATCHMAKERS, JEWELLERS, ETC	16	35	2	276	636	2409	
TOOL MAKERS, MACHINISTS ETC	1	1	3	5	127	1346	14	..	129	313	1300	
ELECTRICIANS, ETC	2	1	6	5	186	632	26	..	24	194	258	
METAL WORKERS NEC	2	1	4	36	1	..	17	348	1234	
CARPENTERS ETC	3	3	19	686	4	..	74	152	408	
PAINTERS, DECORATORS	3	3	175	1	189	443	1150	
BRICKLAYERS, PLASTERERS	..	1	7	14	35	448	13	..	11	19	85	
COMPOSITORS, ENGRAVERS, ETC	1	31	3	..	2	8	18	
POTTERS, KILNMEN, ETC	1	..	1	5	1	..	40	126	261	
MILLERS, BAKERS, BUTCHERS	1	92	3	..	4	7	15	
CHEMICAL, SUGAR WORKERS, ETC	1	3	
TOBACCO PREPAKERS, ETC	2	17	26	
PAPER, RUBBER WORKERS, ETC	1	6	5	6	
PACKERS, WRAPPERS, ETC	1	91	416	619	
EQUIPMENT OPERATORS ETC	1	7	100	4	..	68	463	615	
STOREMEN FREIGHT HANDLERS	1	3	11	62	6	1	254	1781	2221	
LABOURERS NEC	1	..	7	3	18	150	7	..	21	140	166	
APPRENTICES, FACTORY WORKERS, NEC	..	1	..	3	12	28	1	..	21	140	166	
TOTAL	4	4	31	42	447	3845	87	1	1366	5053	10881	
9. SERVICE, SPORT, RECREATION												
FIRE BRIGADE, POLICE, ETC	3	26	136	3	..	18	469	675	
HOUSEKEEPERS, COOKS ETC	1	1	11	96	3	..	51	168	341	
WAITERS, BARTENDERS	4	9	10	62	85	
CARETAKERS, CLEANERS	1	1	12	1	..	32	133	180	
BARBERS, HAIRDRESSERS, ETC	2	7	1	..	4	1	16	
LAUNDERERS, PRESSERS, ETC	1	1	2	11	15	
ATHLETES, SPORTSMEN ETC	1	0	9	
PHOTOGRAPHERS, ETC	3	3	3	
UNDERTAKERS, ETC	17	124	177	
SERVICE, OTHER WORKERS NEC	..	1	1	..	6	21	2	..	154	993	1502	
TOTAL	..	1	3	5	53	283	10	..	78	620	1077	
10. MEMBERS ARMED SERVICES	..	1	15	63	89	227	4	
11. INADEQ. DESCR. M/S	3	11	10	91	4	..	2738	542	3399	
TOTAL EMPLOYED	149	138	902	923	1253	5665	323	2	5339	14371	29066	

NORTHERN TERRITORY. CENSUS 3, JUNE 1976

TABLE 66. OCCUPATION BY HIGHEST LEVEL OF QUALIFICATION OBTAINED, EMPLOYED POPULATION-FEMALES
LEVEL OF QUALIFICATION

OCCUPATION	HIGHER DEGREE	GRADUATE DIPLOMA	BACHELOR DEGREE	DIPLOMA	TECHNICIAN	TRADE	NOT CLASSIFIED BY LEVEL	INAD. DESCRIBED	NOT STATED	NO QUALS.	TOTAL
0. PROFESSIONAL, TECHNICAL											
ARCHITECTS, ENGINEERS, ETC	2	1	3
CHEMISTS, PHYSICISTS, ETC	1	1	5	..	2	2	11
BIOLOGISTS, VETS, ETC	2	..	6	1	1	1	11
MEDICAL PRACT, DENTISTS	4	..	19	..	1	1	1	29
NURSES	5	26	580	25	41	68	765
PROF MEDICAL WORKERS	10	26	5	46
TEACHERS	13	52	108	644	20	6	18	..	55	327	1251
CLERGY & RELIG ORDERS	1	..	4	1	1	..	6	9	22
LAW PROFESSIONALS	8	1	10
ARTISTS, ENTERTAINERS, ETC	2	2	5	1	2	..	5	69	86
DRAFTSMEN, TECHNICIANS, ETC	1	1	2	9	28	5	5	..	7	51	109
OTHER PROFESSIONAL, ETC	7	7	28	29	62	1	8	..	12	78	202
TOTAL	28	66	196	739	687	39	37	..	127	606	2525
1. ADMINISTRATIVE, ETC											
ADMIN, EXEC (GOVT) NEC	1	1	1	3
EMPLOYERS, MANAGERS NEC	2	13	28	9	15	..	49	277	393
TOTAL	3	13	28	9	15	..	50	278	396
2. CLERICAL WORKERS											
BOOK-KEEPERS, CASHIERS	3	7	23	17	15	..	39	272	376
STENOGRAPHERS, TYPISTS	2	6	44	12	77	..	52	453	646
OTHER CLERICAL	3	2	39	70	152	61	111	..	257	2313	3018
TOTAL	3	2	44	83	219	90	233	..	356	3036	4040
3. SALES WORKERS											
INSURANCE SALESMEN ETC	1	8	9
COMMERCIAL TRAVELLERS ETC	1	1	13	15
PROPRIETORS, SHOPKEEPERS	1	2	4	13	36	37	23	..	177	927	1150
TOTAL	1	2	4	14	36	37	23	..	109	966	1174
4. FARMERS, FISHERMEN ETC											
FARMERS, FARM MANAGERS	4	3	9	2	2	..	16	71	107
FARM WORKRS, FARM FOLK MEN	1	..	5	8	107	121
WOOL CLASSERS
HUNTERS, TRAPPERS
FISHERMEN, RELETD WORKERS	1	6	7
TIMBERCUTTERS, ETC	6	6
TOTAL	5	3	14	2	2	..	25	196	241
5. MINERS, QUARRYMEN ETC											
MINERS, QUARRYMEN, ETC	1	5	6
WELL DRILLERS-OIL, WATER,
MINERAL TREATERS	1	1	2
TOTAL	1	1	6	8
6. TRANSPORT, COMMUNICATION											
DECK, ENGINEER OFFICERS
DECK, ENGINE RM HANDS, ETC	1	1	4	6
AIR PILOTS, NAVIGATORS	1	1	2
DRIVERS, FIREMEN (RAIL)
DRIVERS (ROAD)	4	2	4	31	41
GUARDS, CONDUCTORS (RAIL)
INSPECTORS ETC, TRANSPORT	2	2
TELEPHONE OPERATORS, ETC	11	5	2	..	20	142	180
POSTMASTERS, POSTMEN, ETC	1	..	2	1	2	34	40
OTHER TRANSPORT, ETC, NEC	1	1
TOTAL	1	..	17	10	3	..	26	215	272
7. TRADESMEN ETC											
SPINNERS, WEAVERS, ETC	4	4
TAILORS, CUTTERS, ETC	2	1	1	1	..	6	41	52
LEATHER CUTTERS, ETC
FURNACEMEN, ROLLERS, ETC	1	1
WATCHMAKRS, JEWELLRS, ETC	1	1	2
TOOL MAKERS, MACHINISTS ETC	1	1	..	1	4	7
ELECTRICIANS, ETC	1	5	6
METAL WORKERS NEC	1	1	12	14
CARPENTERS ETC	6	6
PAINTERS, DECORATORS	1	..	2	3	3	6
BRICKLAYERS, PLASTERERS	1	1	..	3	7	12
COMPOSITORS, ENGRAVERS, ETC	2	1	..	4	12	19
POTTERS, KILN MEN, ETC	..	1	2	1	4
MILLERS, BAKERS, BUTCHERS	1	..	4	52	57
CHEMICAL, SUGAR WORKERS, ETC	1	1
TOBACCO PREPARERS, ETC
PAPER, RUBBER WORKERS, ETC	2	15	17
PACKERS, WRAPPERS, ETC	2	1	2	10	44	59
EQUIPMENT OPERATORS ETC	1	1
STOREMEN FREIGHT HANDLRS	4	2	1	..	2	31	39
LABOURERS NEC	1	..	2	3	2	..	11	157	176
APPRENTICES, FACTORY WRKS, NEC	6	14	20
TOTAL	..	1	1	5	13	14	8	..	50	411	503
9. SERVICE, SPORT, RECREATN											
FIRE BRIGADE, POLICE, ETC	2	3	12	17
HOUSEKEEPERS, COOKS ETC	..	1	7	8	49	38	21	..	146	914	1184
WAITERS, BARTENDERS	2	4	11	12	6	..	27	201	263
CARETAKERS, CLEANERS	2	5	5	5	4	..	48	305	434
BARBERS, HAIRDRESSERS, ETC	1	6	31	2	..	8	16	64
LAUNDERERS, PRESSERS, ETC	2	13	83	98
ATHLETES, SPORTSMEN ETC	1	3	4
PHOTOGRAPHERS, ETC
UNDERTAKERS, ETC	1	1
SERVICE, OTH WORKERS NEC	2	..	21	85	3	..	15	168	294
TOTAL	..	1	13	18	93	175	36	..	261	1762	2359
10. MEMBERS ARMED SERVICES	1	17	3	1	..	11	80	119
11. INADEQ. DESC. M/S	1	1	6	19	50	27	7	..	1455	867	2373
TOTAL EMPLOYED	33	73	274	895	1174	407	335	..	2472	8347	14011

NORTHERN TERRITORY. CENSUS 31 JUNE 1976

TABLE 67. OCCUPATION BY HIGHEST LEVEL OF QUALIFICATION OBTAINED, OVERSEAS-BORN EMPLOYED POPULATION-MALES
LEVEL OF QUALIFICATION

OCCUPATION	HIGHER DEGREE	GRADUATE DIPLOMA	BACHELOR DEGREE	DIPLOMA	TECHNICIAN	TRADE	NOT CLASS BY LEVEL	INAD. DESCRIBED	NOT STATED	NO QUALS.	TOTAL
J. PROFESSIONAL, TECHNICAL											
ARCHITECTS, ENGINEERS, ETC	15	12	50	43	36	9	16	..	3	8	192
CHEMISTS, PHYSICISTS, ETC	5	2	21	4	1	..	2	2	38
BIOLOGISTS, VETS, ETC	7	1	10	2	20
MEDICAL PRACT, DENTISTS	10	12	46	2	68
NURSES	6	1	8
PROF MEDICAL WORKERS	4	7	1	1	1	14
TEACHERS	24	16	56	67	6	8	1	..	8	18	204
CLERGY & RELIG ORDERS	1	1	1	6	..	2	1	..	5	6	23
LAW PROFESSIONALS	1	..	13	2	1	2	18
ARTISTS, ENTERTAINERS, ETC	2	..	1	1	..	4	20	30
DRAFTSMEN, TECHNICIANS, ETC	1	3	9	22	37	22	9	..	18	78	199
OTHER PROFESSIONAL, ETC	7	2	22	18	8	3	4	..	3	21	88
TOTAL	72	49	232	173	97	45	34	..	42	158	982
1. ADMINISTRATIVE, ETC											
ADMIN, EXEC (GOVT) NEC	2	1	4	4	8	6	1	..	4	17	47
EMPLOYERS, MANAGERS NEC	9	2	18	28	26	119	26	..	73	284	581
TOTAL	11	3	22	32	34	125	27	..	77	297	628
2. CLERICAL WORKERS											
BOOK-KEEPERS, CASHIERS	1	..	1	2	15	19
STENOGRAPHERS, TYPISTS	1	1
OTHER CLERICAL
TOTAL	6	4	19	15	20	35	14	..	31	321	466
3. SALES WORKERS											
INSURANCE SALESMEN ETC	1	4	3	2	12	22
COMMERCIAL TRAVELLERS ETC	2	7	9
PROPRIETORS, SHOPKEEPERS	1	8	15	4	..	12	45	135
TOTAL	1	5	11	19	4	..	12	114	166
4. FARMERS, FISHERMEN ETC											
FARMERS, FARM MANAGERS	1	3	..	3	4	..	9	42	62
FARM WORKRS, FARM FOREMEN	4	1	8	18	3	..	19	59	112
WOOL CLASSERS
HUNTERS, TRAPPERS	2	2	4
FISHERMEN, RELATED WORKERS	4	4	16	24
TIMBERCUTTERS, ETC	3	3	9	15
TOTAL	5	4	8	38	7	..	35	128	217
5. MINERS, QUARRYMEN ETC											
MINERS, QUARRYMEN, ETC	..	1	3	..	5	28	1	..	22	134	169
WELL DRILLERS-OIL, WATER,	1	3	4
MINERAL TREATERS	..	1	..	3	7	11	8	56	86
TOTAL	..	2	3	3	12	39	1	..	31	159	259
6. TRANSPORT, COMMUNICATION											
DECK, ENGINE OFFICERS	..	1	..	1	10	7	3	4	26
DECK, ENGINE RM HANDS, ETC	1	6	6	7	20
AIR PILOTS, NAVIGATORS	..	1	1	1	2	12	4	..	1	4	26
DRIVERS, FIREMEN (RAIL)	2	2
DRIVERS (ROAD)	2	2	3	39	2	..	35	194	277
GUARDS, CONDUCTORS (RAIL)	1	2	3
INSPECTORS ETC, TRANSPORT	1	12	3	4	..	2	34	52
TELEPHONE OPERATORS, ETC	9	3	7	19
POSTMASTERS, POSTMEN, ETC	2	2	7	11
OTHER TRANSPORT, ETC, NEC	1	1	6	8
TOTAL	1	2	3	4	37	75	10	..	51	261	444
7/8. TRADESMEN ETC											
SPINNERS, WEAVERS, ETC	1	4	9
TAILORS, CUTTERS, ETC	4	1	1
LEATHER CUTTERS, ETC	1	2
FURNACEMEN, JEWELLERS, ETC	1	..	4	15	2	..	4	11	36
WATCHMAKRS, JEWELLRS, ETC	4	9	..	38	238	830
TOOL MAKERS, MACHINISTS ETC	..	1	1	3	55	287	14	..	51	113	452
ELECTRICIANS, ETC	2	1	5	4	15	1	8	47	74
METAL WORKERS NEC	1	1	1	8	93	128	538
CARPENTERS ETC	2	1	8	294	4	..	38	73	230
PAINTERS, DECORATORS	1	2	189	1	..	38	195	528
BRICKLAYERS, PLASTERERS	3	5	14	203	4	..	104	4	20
COMPOSITORS, ENGRAVERS, ETC	8	4	6	6
POTTERS, KILNMEN, ETC	1	2	1	2	6
MILLERS, BAKERS, BUTCHERS	1	2	10	21	57
CHEMICAL, SUGAR WORKRS, ETC	1	1	3	5	13
TOBACCO PREPARERS, ETC
PAPER, RUBBER WORKERS, ETC	1	2	2	7
PACKERS, WRAPPERS, ETC	2
EQUIPMENT OPERATORS ETC	3	31	3	..	30	95	162
STOREMEN FREIGHT HANDLRS	1	2	7	20	5	..	21	136	192
LABOURERS NEC	1	..	5	2	6	58	3	..	36	481	569
APPRENTICES, FCTRY WRKS, NEC	..	1	..	4	6	1	2	28	42
TOTAL	3	3	19	19	163	1458	50	..	557	1485	3757
9. SERVICE, SPORT, RECREAT											
FIRE BRIGADE, POLICE, ETC	1	10	26	1	..	10	98	146
HOUSEKEEPERS, COOKS ETC	1	13	54	3	..	27	46	185
WAITERS, BARTENDERS	1	6	5	26	32
CARETAKERS, CLEANERS	4	4	1	..	17	44	66
BARBERS, HAIRDRESSERS, ETC	5	1	..	3	..	9
LAUNDERERS, PRESSERS, ETC	1	7	8
ATHLETES, SPORTSMEN ETC
PHOTOGRAPHERS, ETC	1	3	4
UNDERTAKERS, ETC	2	7	4	36	45
SERVICE, OTH WORKERS NEC	..	1	1	182	6	..	67	293	496
TOTAL	..	1	1	2	24	34	19	127	203
10. MEMBERS ARMED SERVICES	3	6	12
11. INADEQ. DESC. M/S	1	6	3	39	2	..	173	99	323
TOTAL EMPLOYED	93	64	309	272	421	2801	155	..	1695	3442	7853

NORTHERN TERRITORY. CENSUS 3, JUNE 1976

TABLE 67. OCCUPATION BY HIGHEST LEVEL OF QUALIFICATION OBTAINED, OVERSEAS-BORN EMPLOYED POPULATION-FEMALES
LEVEL OF QUALIFICATION

OCCUPATION	HIGHER DEGREE	GRADUATE DIPLOMA	BACHELOR DEGREE	DIPLOMA	TECHNICIAN	TRADE	NOT CLASS BY LEVEL	INAD. DESCRIBED	NOT STATED	NO QUALS.	TOTAL
0. PROFESSIONAL, TECHNICAL											
ARCHITECTS, ENGINEERS, ETC	1	1
CHEMISTS, PHYSICISTS, ETC	2	..	1	3
BIOLOGISTS, VETS, ETC	2	..	4	..	1	1	8
MEDICAL PRACT, DENTISTS	3	1	13	..	1	1	1	20
NURSES	5	4	164	2	6	17	198
PROF MEDICAL WORKERS	..	1	2	9	1	13
TEACHERS	6	13	36	124	5	2	6	..	16	55	263
CLERGY & RELIG ORDERS	1	..	4	1	6
LAW PROFESSIONALS	2	2
ARTISTS, ENTERTAINERS, ETC	1	2	3
DRAFTSMEN, TECHNICIANS, ETC	2	13	1	4	..	1	17	38
OTHER PROFESSIONAL, ETC	3	2	12	11	15	..	2	..	5	10	66
TOTAL	14	17	76	151	202	5	13	..	33	110	621
1. ADMINISTRATIVE, ETC											
ADMIN, EXEC (GOVT) NEC
EMPLOYERS, MANAGERS NEC	1	7	3	5	..	4	66	90
TOTAL	1	7	3	5	..	8	66	90
2. CLERICAL WORKERS											
BOOK-KEEPERS, CASHIERS	2	4	8	6	5	..	9	80	114
STENOGRAPHERS, TYPISTS	2	3	11	1	21	..	13	112	163
OTHER CLERICAL	2	1	17	18	39	19	29	..	72	525	722
TOTAL	2	1	21	25	58	26	55	..	94	717	999
3. SALES WORKERS											
INSURANCE SALESMEN ETC	1	1
COMMERCIAL TRAVELLERS ETC	3	3
PROPRIETORS, SHOPKEEPERS	1	1	2	5	6	8	10	..	20	219	286
TOTAL	1	1	2	5	6	8	10	..	28	223	284
4. FARMERS, FISHERMEN ETC											
FARMERS, FARM MANAGERS	2	1	15	18
FARM WORKRS, FARM FOREMEN	1	1	13	15
WOOL CLASSERS
HUNTERS, TRAPPERS
FISHERMEN, RELATED WORKERS
TIMBERCUTTERS, ETC
TOTAL	3	2	28	33
5. MINERS, QUARRYMEN ETC											
MINERS, QUARRYMEN, ETC	1	1
WELL DRILLERS-OIL, WATER,
MINERAL TREATERS
TOTAL	1	1
6. TRANSPORT, COMMUNICATION											
DECK, ENGINEER OFFICERS
DECK, ENGINE RM HANDS, ETC	1	1
AIR PILOTS, NAVIGATORS
DRIVERS, FIREMEN (RAIL)
DRIVERS (ROAD)	2	2	8	12
GUARDS, CONDUCTORS (RAIL)
INSPECTORS ETC, TRANSPORT	2	2
TELEPHONE OPERATORS, ETC	2	..	2	..	2	20	26
POSTMASTERS, POSTMEN, ETC	1	1	6	8
OTHER TRANSPORT, ETC, NEC	1	1
TOTAL	1	..	4	1	2	..	4	38	50
7. TRADESMEN ETC											
SPINNERS, WEAVERS, ETC
TAILORS, CUTTERS, ETC	1	1	..	1	..	2	8	13
LEATHER CUTTERS, ETC
FURNACEMEN, ROLLERS, ETC
WATCHMAKERS, JEWELLERS, ETC	1	1	2
TOOL MAKERS, MACHINISTS ETC	1	1
ELECTRICIANS, ETC	1	1	1
METAL WORKERS NEC	3	3
CARPENTERS ETC	2	2
PAINTERS, DECORATORS	1	1	2
BRICKLAYERS, PLASTERERS	1	3	4
COMPOSITORS, ENGRAVERS, ETC	2	1	..	1	2	6
POTTERS, KILNMEN, ETC
MILLERS, BAKERS, BUTCHERS	14	14
CHEMICAL, SUGAR WORKERS, ETC
TOBACCO PREPARERS, ETC
PAPER, RUBBER WORKERS, ETC	1	1
PACKERS, WRAPPERS, ETC	1	3	15	19
EQUIPMENT OPERATORS ETC
STOREMEN FREIGHT HANDLRS	3	1	6	10
LABOURERS NEC	1	1	..	3	12	17
APPRNTCS, FCTRY WRKS, NEC	2	4	6
TOTAL	2	6	6	6	3	..	11	73	101
9. SERVICE, SPORT, RECREATN											
FIRE BRIGADE, POLICE, ETC	2	3	5	10
HOUSEKEEPERS, COOKS ETC	..	1	5	3	26	13	6	..	39	229	322
WAITERS, BARTENDERS	1	2	4	6	4	..	9	45	71
CARETAKERS, CLEANERS	1	3	3	3	3	..	14	76	103
BARBERS, HAIRDRESSERS, ETC	1	..	9	2	3	15
LAUNDERERS, PRESSERS, ETC	1	5	29	35
ATHLETES, SPORTSMEN ETC	1	1	2
PHOTOGRAPHERS, ETC
UNDERTAKERS, ETC
SERVICE, OTH WORKERS NEC	2	..	9	14	2	..	6	27	68
TOTAL	..	1	9	9	42	48	17	..	77	415	618
10. MEMBERS ARMED SERVICES	1	2	15	18
11. INADEQ. DESC. N/S	1	1	4	5	18	8	3	..	137	160	337
TOTAL EMPLOYED	18	21	113	198	347	105	108	..	396	1846	3152

NORTHERN TERRITORY, CENSUS 3: JUNE 1976

TABLE 68. OCCUPATION BY INCOME, EMPLOYED POPULATION-MALES

OCCUPATION	INCOME (\$,000)										TOTAL
	NIL	2 OR LESS	OVER 2-5	OVER 5-7	OVER 7-9	OVER 9-12	OVER 12-15	OVER 15-18	OVER 18	NOT STATED	
0. PROFESSIONAL, TECHNICAL											
ARCHITECTS, ENGINEERS, ETC	2	8	25	91	138	113	116	11	468
CHEMISTS, PHYSICISTS, ETC	1	..	6	38	41	22	15	2	125
BIOLOGISTS, VETS, ETC	2	5	26	27	20	16	1	97
MEDICAL PRACT, DENTISTS	1	1	..	3	14	15	86	3	123
NURSES	4	6	3	2	1	20
PROF MEDICAL WORKERS	1	4	7	7	10	6	6	1	39
TEACHERS	17	54	50	150	189	120	60	11	653
CLERGY & RELIG ORDERS	2	13	14	45	11	4	..	1	..	19	184
LAW PROFESSIONALS	1	1	6	8	18	15	37	4	82
ARTISTS, ENTERTAINERS, ETC	2	39	25	13	14	13	17	12	2	15	150
DRAFTSMEN, TECHNICNS, ETC	2	1	10	55	138	238	130	31	13	13	631
OTHER PROFESSIONAL, ETC	..	4	16	32	47	74	65	42	36	9	325
TOTAL	7	59	92	216	315	652	613	398	381	89	2822
1. ADMINISTRATIVE, ETC											
ADMIN, EXEC (GOVT) NEC	2	11	28	61	24	15	54	11	206
EMPLOYERS, MANAGERS NEC	13	5	57	170	302	541	315	184	223	85	1892
TOTAL	10	5	59	181	330	602	339	199	277	96	2098
2. CLERICAL WORKERS											
BOOK-KEEPERS, CASHIERS	1	..	4	19	22	21	25	7	3	3	135
STENOGRAPHERS, TYPISTS	2	2
OTHER CLERICAL	1	6	65	274	592	549	278	122	57	58	1994
TOTAL	2	6	69	295	614	570	295	129	60	61	2101
3. SALES WORKERS											
INSURANCE SALESMEN ETC	1	..	5	9	22	22	19	13	17	9	117
COMMERCIAL TRAVELLRS ETC	1	..	2	5	21	22	6	1	58
PROPRIETORS, SHOPKEEPERS	4	28	51	124	135	97	29	6	12	29	515
TOTAL	6	28	58	138	178	141	54	19	29	39	690
4. FARMERS, FISHERMEN ETC											
FARMERS, FARM MANAGERS	31	35	60	87	51	39	16	6	13	30	368
FARM WORKRS, FARM FOREMEN	4	72	702	555	135	23	7	3	1	76	1575
WOOL CLASSERS
HUNTERS, TRAPPERS	..	1	5	4	3	1	1	1	16
FISHERMEN, RELATED WORKERS	5	7	33	17	17	11	3	1	2	18	114
TIMBERCUTTERS, ETC	1	..	12	34	28	4	5	88
TOTAL	41	115	812	697	234	75	30	10	17	130	2161
5. MINERS, QUARRYMEN ETC											
MINERS, QUARRYMEN, ETC	1	5	21	73	115	71	34	26	7	14	361
WELL DRILLERS-OIL, WATER,	9	15	10	8	1	2	45
MINERAL TREATERS	..	1	7	29	64	65	23	7	7	5	238
TOTAL	1	6	37	117	189	144	58	27	14	21	614
6. TRANSPORT, COMMUNICATION											
DECK, ENGINEER OFFICERS	1	1	6	7	9	12	16	3	55
DECK, ENGINE RM HANDS, ETC	1	1	9	4	7	13	10	1	11	11	57
AIR PILOTS, NAVIGATORS	2	11	16	38	16	5	23	..	111
DRIVERS, FIREMEN (RAIL)	2	12	5	..	1	1	..	41
DRIVERS (ROAD)	..	5	89	302	411	138	58	21	37	72	1133
GUARDS, CONDUCTORS (RAIL)	3	9	1	1	14
INSPECTORS ETC, TRANSPORT	2	18	38	32	24	34	13	5	159
TELEPHONE OPERATORS, ETC	1	..	1	4	29	13	8	2	..	1	49
POSTMASTERS, POSTMEN, ETC	4	26	49	11	7	3	130
OTHER TRANSPORT, ETC, NEC	10	5	3	1	2	21
TOTAL	2	6	108	381	565	261	134	76	90	97	1722
7. TRADESMEN ETC											
SPINNERS, WEAVERS, ETC
TAILORS, CUTTERS, ETC	6	2	8	1	1	..	1	..	24
LEATHER CUTTERS, ETC	3	3	9
FURNACEMEN, ROLLERS, ETC	1	2	2	3	74
WATCHMAKRS, JEWELLRS, ETC	1	1	3	9	16	18	11	7	5	1	74
TOOL MAKERS, MACHNISTS ETC	1	19	211	430	807	525	188	67	31	130	2409
ELECTRICIANS, ETC	..	6	80	161	421	355	129	42	41	45	1304
METAL WORKERS NEC	..	4	34	86	71	29	15	6	1	12	258
CARPENTERS ETC	2	15	106	208	330	308	124	48	17	76	1234
PAINTERS, DECORATORS	..	2	26	70	153	90	26	13	5	74	408
BRICKLAYERS, PLASTERERS	4	4	66	164	279	314	134	65	46	74	1150
COMPOSITORS, ENGRAVERS, ETC	7	14	21	17	6	65
POTTERS, KILNMEN, ETC	4	5	5	3	1	18
MILLERS, BAKERS, BUTCHERS	..	3	42	90	63	33	8	5	3	14	261
CHEMICAL, SUGAR WORKRS, ETC	1	8	4	1	1	15
TOBACCO PREPARERS, ETC
PAPER, RUBBER WORKERS, ETC	..	1	6	9	5	3	1	26
PACKERS, WRAPPERS, ETC	..	1	..	3	2	6
EQUIPMENT OPERATORS ETC	1	3	29	145	198	138	62	11	7	25	614
STOREMEN FREIGHT HANDLRS	..	8	49	211	199	85	24	5	1	33	612
LABOURERS NEC	..	54	423	803	459	258	52	28	6	100	2221
APPRNTCS, FCTRY WRKS, NEC	1	..	6	25	26	45	34	8	5	14	166
TOTAL	10	121	1102	2461	3077	2229	818	297	169	604	10881
9. SERVICE, SPORT, RECREATN											
FIRE BRIGADE, POLICE, ETC	5	48	225	232	107	33	13	12	675
HOUSEKEEPERS, COOKS ETC	..	16	29	104	87	51	26	8	7	9	331
WAITERS, BARTENDERS	1	2	6	35	23	13	3	1	..	4	85
CARETAKERS, CLEANERS	31	87	55	9	2	7	1	4	180
BARBERS, HAIRDRESSERS, ETC	3	6	2	1	1	15
LAUNDERERS, PRESSERS, ETC	11	2	1	1	9
ATHLETES, SPORTSMEN ETC	2	3	1	..	1	1	11
PHOTOGRAPHERS, ETC	1	1	1	2	2	2	1	1	3
UNDERTAKERS, ETC	..	1	1	..	1	1
SERVICE, OTH WORKERS NEC	..	1	13	67	53	15	6	5	..	51	1502
TOTAL	2	21	98	363	430	322	146	56	21	16	1077
10. MEMBERS ARMED SERVICES	..	1	11	127	453	341	84	31	13
11. INADEQ. WESC. M/S	14	45	83	128	114	80	27	6	15	2887	3399
TOTAL EMPLOYED	95	413	2521	5104	6449	5417	2590	1248	1686	4191	29066

NORTHERN TERRITORY, CENSUS 3, JUNE 1976

TABLE 68. OCCUPATION BY INCOME, EMPLOYED POPULATION-FEMALES

OCCUPATION	NIL	2 OR LESS	OVER 2-5	OVER 5-7	OVER 7-9	INCOME (\$,000)					NOT STATED	TOTAL	
						OVER 9-12	OVER 12-15	OVER 15-18	OVER 18	OVER 20			
0. PROFESSIONAL, TECHNICAL													
ARCHITECTS, ENGINEERS, ETC	2	1	1	4
CHEMISTS, PHYSICISTS, ETC	2	..	2	4	2	1	11	
BIOLOGISTS, VETS, ETC	..	1	..	1	1	3	2	1	2	11	
MEDICAL PRACT, DENTISTS	1	2	1	..	4	7	14	29	
NURSES	1	7	95	232	228	138	19	5	1	19	..	745	
PROF MEDICAL WORKERS	..	1	5	9	9	7	12	1	..	2	..	46	
TEACHERS	2	29	129	219	122	437	223	89	7	44	..	1251	
CLERGY & RELIG ORDERS	..	5	9	8	
LAW PROFESSIONALS	2	1	2	1	3	1	..	10	
ARTISTS, ENTERTAINERS, ETC	..	42	14	5	4	2	3	2	..	14	..	86	
DRAFTSMEN, TECHNICIANS, ETC	..	1	9	33	42	12	4	1	..	7	..	109	
OTHER PROFESSIONAL, ETC	..	11	46	34	38	38	12	9	5	13	..	202	
TOTAL	3	97	316	531	449	642	285	67	32	189	..	2925	
1. ADMINISTRATIVE, ETC													
ADMIN, EXEC (GOVT) NEG	1	..	1	..	1	..	3	
EMPLOYERS, MANAGERS NEG	3	20	73	101	88	44	16	12	9	31	..	394	
TOTAL	3	20	70	100	88	45	16	13	9	32	..	396	
2. CLERICAL WORKERS													
BOOK-KEEPERS, CASHIERS	4	20	83	119	102	30	1	17	..	376	
STENOGRAPHERS, TYPISTS	..	18	102	303	174	19	4	26	..	646	
OTHER CLERICAL	11	79	509	1194	825	254	98	8	2	118	..	3118	
TOTAL	15	117	694	1576	1101	303	62	8	3	161	..	4440	
3. SALES WORKERS													
INSURANCE SALESMEN ETC	3	1	2	1	1	..	1	..	4	
COMMERCIAL TRAVELLERS ETC	1	2	3	6	1	2	..	15	
PROPRIETORS, SHOPKEEPERS	13	79	442	451	67	26	4	1	6	61	..	1150	
TOTAL	14	81	445	460	69	28	5	2	6	64	..	1174	
4. FARMERS, FISHERMEN ETC													
FARMERS, FARM MANAGERS	21	19	28	20	3	7	4	..	1	12	..	107	
FARM WORKRS, FARM FOREMEN	8	17	52	31	2	..	1	14	..	141	
MOUL CLASSERS	
HUNTERS, TRAPPERS	
FISHERMEN, RELATD WORKERS	..	1	2	1	..	1	2	..	7	
TIMBERCUTTERS, ETC	4	1	1	6	
TOTAL	29	37	74	56	6	9	5	..	1	24	..	241	
5. MINERS, QUARRYMEN ETC													
MINERS, QUARRYMEN, ETC	..	1	..	2	2	1	6	
WELL DRILLERS-OIL, WATER,	
MINERAL TREATERS	..	1	1	2	
TOTAL	..	2	..	2	2	1	1	8	
6. TRANSPORT, COMMUNICATION													
DECK, ENGINEER OFFICERS	
DECK, ENGINE RM HANDS, ETC	3	2	1	..	6	
AIR PILOTS, NAVIGATORS	1	1	2	
DRIVERS, FIREMEN (RAIL)	
DRIVERS (MOTD)	1	1	8	23	6	1	1	..	41	
GUARDS, CONDUCTORS (RAIL)	
INSPECTORS ETC, TRANSPORT	2	2	
TELEPHONE OPERATORS, ETC	..	4	23	103	46	5	5	..	160	
POSTMASTERS, POSTMEN, ETC	..	2	9	17	7	4	1	44	
OTHER TRANSPORT, ETC, NEG	1	1	
TOTAL	1	7	44	147	54	9	1	1	1	7	..	272	
7/8. TRADESMEN ETC													
SPINNERS, WEAVERS, ETC	..	2	1	1	..	4	
TAILORS, CUTTERS, ETC	..	2	28	15	6	1	8	..	52	
LEATHER CUTTERS, ETC	
FURNACEMEN, ROLLERS, ETC	1	1	
WATCHMAKRS, JEWELLERS, ETC	1	1	2	
TOOL MAKERS, MACHINISTS ETC	1	4	1	1	7	
ELECTRICIANS, ETC	1	3	1	..	1	6	
METAL WORKERS NEG	1	..	4	6	2	1	..	14	
CARPENTERS ETC	5	1	6	
PAINTERS, DECORATORS	..	1	2	1	..	1	1	..	6	
BKICKLAYERS, PLASTERERS	1	1	1	3	1	1	4	..	12	
COMPOSITORS, ENGRAVERS, ETC	..	1	6	5	4	1	2	..	19	
POTTERS, KILNMEN, ETC	..	2	1	1	4	
MILLERS, BAKERS, BUTCHERS	..	2	13	34	2	1	5	..	57	
CHEMICAL, SUGAR WORKERS, ETC	1	1	
TOBACCO PREPARERS, ETC	
PAPER, RUBBER WORKERS, ETC	..	6	6	2	1	2	..	17	
PACKERS, WREPPERS, ETC	..	4	27	25	2	1	..	59	
EQUIPMENT OPERATORS ETC	1	1	
STOREMEN FREIGHT HANDLRS	..	3	12	14	6	1	3	..	39	
LABOURERS NEG	1	20	78	67	3	2	13	..	176	
APPRENTICES, FACTRY WRKS, NEG	4	13	2	1	20	
TOTAL	3	44	175	197	81	11	1	41	..	503	
9. SERVICE, SPORT, RECREATN													
FIRE BRIGADE, POLICE, ETC	4	7	4	1	1	..	17	
HOUSEKEEPERS, COOKS ETC	4	155	381	428	126	19	3	..	1	87	..	1184	
WAITERS, BARTENDERS	..	12	78	121	29	6	17	..	263	
CARETAKERS, CLEANERS	1	43	179	137	36	3	3	3	..	29	..	484	
BARBERS, HAIRDRESSERS, ETC	..	4	28	22	7	1	2	..	64	
LAUNDERERS, PRESSERS, ETC	..	6	33	45	9	1	4	..	98	
ATHLETES, SPORTSMEN ETC	..	3	1	..	4	
PHOTOGRAPHERS, ETC	
UNDERTAKERS, ETC	1	1	
SERVICE, OTH WORKERS NEG	..	4	65	169	35	3	1	13	..	294	
TOTAL	5	231	764	926	249	48	8	4	1	134	..	2359	
10. MEMBERS ARMED SERVICES	1	39	58	16	3	..	1	1	..	119	
11. INADEQ. DESC. M/S	188	152	118	93	31	14	6	1	4	1854	..	2373	
TOTAL EMPLOYED	173	748	2695	4127	2138	1116	393	95	98	2427	..	14811	

NORTHERN TERRITORY. CENSUS 30 JUNE 1976

TABLE 69. OCCUPATION BY INCOME, OVERSEAS-BORN EMPLOYED POPULATION-MALES

OCCUPATION	INCOME (\$,000)					TOTAL
	UNDER 1	2 OR LESS	OVER 2-5	OVER 5-7	OVER 7-9	
0. PROFESSIONAL, TECHNICAL						
ARCHITECTS, ENGINEERS, ETC	1	4	9	192
CHEMISTS, PHYSICISTS, ETC	1	38
BIOLOGISTS, VETS, ETC	3	20
MEDICAL PRACT, DENTISTS	1	68
NURSES	1	5	1	8
PROF MEDICAL WORKERS	5	3	14
TEACHERS	..	2	3	7	9	204
CLERGY & RELIG ORDERS	2	2	2	13	2	23
LAW PROFESSIONALS	2	2	18
ARTISTS, ENTERTAINERS, ETC	..	1	6	4	5	30
DRAFTSMEN, TECHNICIANS, ETC	1	..	3	11	33	199
OTHER PROFESSIONAL, ETC	..	2	4	3	14	88
TOTAL	3	7	13	44	81	902
1. ADMINISTRATIVE, ETC						
ADMIN, MEC (GOVT) MEC	1	2	4	47
EMPLOYERS, MANAGERS MEC	2	2	15	50	87	581
TOTAL	2	2	16	52	91	628
2. CLERICAL WORKERS						
BOOK-KEEPERS, CASHIERS	4	4	19
STENOGRAPHERS, TYPISTS	1	..	1
OTHER CLERICAL	..	1	8	49	147	446
TOTAL	..	1	8	54	151	466
3. SALES WORKERS						
INSURANCE SALESMEN ETC	2	2	4	22
COMMERCIAL TRAVELLERS ETC	1	1	2	9
PROPRIETORS, SHOPKEEPERS	3	4	8	33	41	135
TOTAL	3	4	11	36	48	166
4. FARMERS, FISHERMEN ETC						
FARMERS, FARM MANAGERS	2	7	9	16	11	62
FARM WORKERS, FARM FOREMEN	1	4	21	47	25	112
NOFL CLASSERS
HUNTERS, TRAPPERS	1	1	2	4
FISHERMEN, RELATED WORKERS	2	3	6	3	1	24
TIMBERCUTTERS, ETC	1	5	7	15
TOTAL	5	14	38	72	49	217
5. MINERS, QUARRYMEN ETC						
MINERS, QUARRYMEN, ETC	..	1	6	31	51	164
WELL DRILLERS-OIL, WATER,	1	..	1	4
MINERAL TREATERS	..	1	1	11	26	86
TOTAL	..	2	8	42	78	250
6. TRANSPORT, COMMUNICATION						
DECK, ENGINEER OFFICERS	1	1	26
DECK, ENGINE RM HANDS, ETC	..	1	3	..	7	20
AIR PILOTS, NAVIGATORS	1	3	26
DRIVERS, FIREMEN (RAIL)	2	..	27
DRIVERS (ROAD)	..	2	17	52	180	277
GUARDS, CONDUCTORS (RAIL)	1	1	3
INSPECTORS ETC, TRANSPORT	3	14	52
TELEPHONE OPERATORS, ETC	1	9	19
POSTMASTERS, POSTMEN, ETC	2	6	11
OTHER TRANSPORT, ETC, MEC	4	2	8
TOTAL	..	3	23	65	130	444
7/8. TRADESMEN ETC						
SPINNERS, WEAVERS, ETC	9
TAILORS, CUTTERS, ETC	2	..	4	1
LEATHER CUTTERS, ETC	1	1
FURNACEMEN, ROLLERS, ETC	1	..	2
WATCHMAKERS, JEWELLERS, ETC	1	..	1	3	8	36
TOOL MAKERS, MACHINISTS ETC	..	4	32	128	312	830
ELECTRICIANS, ETC	..	3	28	50	146	452
METAL WORKERS MEC	..	2	21	26	12	74
CARPENTERS ETC	1	6	18	69	150	530
PAINTERS, DECORATORS	..	1	6	37	93	238
BRICKLAYERS, PLASTERERS	3	2	17	73	139	528
COMPOSITORS, ENGRAVERS, ETC	2	2	9	24
POTTERS, KILNMEN, ETC	2	3	8
MILLERS, BAKERS, BUTCHERS	9	13	14	57
CHEMICAL, SUGAR WORKERS, ETC	5	10
TOBACCO PREPARERS, ETC
PAPER, RUBBER WORKERS, ETC	2	1	1	7
PACKERS, WRAPPERS, ETC
EQUIPMENT OPERATORS ETC	..	1	5	20	56	162
STOREMEN FREIGHT HANDLRS	..	1	12	63	64	192
LABOURERS MEC	..	7	52	150	173	569
APPRNTCS, FCTRY WRKS, MEC	2	6	6	42
TOTAL	5	27	183	639	1206	3757
9. SERVICE, SPORT, RECREATION						
FIRE BRIGADE, POLICE, ETC	1	5	54	146
HOUSEKEEPERS, COOKS ETC	..	4	16	44	59	185
WAITERS, BARTENDERS	2	15	9	32
CARETAKERS, CLEANERS	14	28	15	66
BARBERS, HAIRDRESSERS, ETC	1	3	1	9
LAUNDERERS, PRESSERS, ETC	6	1	8
ATHLETES, SPORTSMEN ETC
PHOTOGRAPHERS, ETC	1	1	4
UNDERTAKERS, ETC	1	..
SERVICE, OTH WORKERS MEC	..	2	2	10	16	45
TOTAL	1	5	36	119	154	496
10. MEMBERS ARMED SERVICES	..	1	1	23	84	234
11. INADEQ. DESC. N/S	3	11	7	43	84	323
TOTAL EMPLOYED	22	77	347	1189	2106	7853

NORTHERN TERRITORY. CENSUS 31 JUNE 1976

TABLE 69. OCCUPATION BY INCOME, OVERSEAS-BORN EMPLOYED POPULATION-FEMALES

OCCUPATION	INCOME (\$,000)					OVER 15-18	OVER 18	NOT STATED	TOTAL
	NIL	2 OR LESS	OVER 2-5	OVER 5-7	OVER 7-9				
1. PROFESSIONAL, TECHNICAL									
ARCHITECTS, ENGINEERS, ETC	1	..	1
CHEMISTS, PHYSICISTS, ETC	2	1	3
BIOLOGISTS, VETS, ETC	1	1	1	4
MEDICAL PRACT, DENTISTS	1	2	1	..	4	..	20
NURSES	..	1	20	64	61	4	4	..	198
PROF MEDICAL WORKERS	1	3	2	3	13
TEACHERS	..	8	18	29	21	95	72	11	263
CLERGY & RELIG ORDRS	..	1	2	6
LAW PROFESSIONALS	1	1	2
ARTISTS, ENTERTAINERS, ETC	..	1	1	..	1	3
DRAFTSMEN, TECHNICIANS, ETC	4	13	11	7	2	..	38
OTHER PROFESSIONAL, ETC	..	3	11	7	15	15	6	1	66
TOTAL	..	14	58	119	116	167	32	14	621
2. ADMINISTRATIVE, ETC									
ADMIN, EXEC (GOVT) NEC
EMPLOYERS, MANAGERS NEC	..	2	14	27	25	10	3	2	6
TOTAL	..	2	14	27	25	10	3	1	90
3. CLERICAL WORKERS									
BOOK-KEEPERS, CASHIERS	1	4	26	33	29	5	114
STENOGRAPHERS, TYPISTS	..	6	21	72	52	5	2	..	163
OTHER CLERICAL	3	28	95	279	230	82	15	2	722
TOTAL	4	35	142	386	281	92	17	2	999
4. SALES WORKERS									
INSURANCE SALESMEN ETC	1	..	1
COMMERCIAL TRAVELLERS ETC	3
PROPRIETORS, SHOPKEEPERS	2	19	110	107	14	6	2	..	204
TOTAL	2	19	111	109	14	6	3	2	284
5. FARMERS, FISHERMEN ETC									
FARMERS, FARM MANAGERS	5	4	1	5	1	..	1	..	18
FARM WORKRS, FARM FOREMEN	3	4	4	2	1	15
WOOL CLASSERS
HUNTERS, TRAPPERS
FISHERMEN, RELATED WORKERS
TIMBERCUTTERS, ETC
TOTAL	8	8	5	7	2	..	1	..	33
6. MINERS, QUARRYMEN ETC									
MINERS, QUARRYMEN, ETC	1	1
WELL DRILLERS-OIL, WATER,
MINERAL TREATERS
TOTAL	1	1
7. TRANSPORT, COMMUNICATION									
DECK, ENGINEER OFFICERS
DECK, ENGINE RM HANDS, ETC	1	1
AIR PILOTS, NAVIGATORS
DRIVERS, FIREMEN (RAIL)
DRIVERS (ROAD)	2	8	2	12
GUARDS, CONDUCTORS (RAIL)
INSPECTORS ETC, TRANSPORT	2	2
TELEPHONE OPERATORS, ETC	3	15	5	2	26
POSTMASTERS, POSTMEN, ETC	5	2	1	8
OTHER TRANSPORT, ETC, NEC	1	1
TOTAL	7	30	9	3	50
8. TRADESMEN ETC									
SPINNERS, WEAVERS, ETC
TAILORS, CUTTERS, ETC	1	7	5	13
LEATHER CUTTERS, ETC
FURNACEMEN, ROLLERS, ETC
WATCHMAKERS, JEWELLERS, ETC	1	1	2
TOOL MAKERS, MACHINISTS ETC	1	1
ELECTRICIANS, ETC	1	1
METAL WORKERS NEC	1	1	3
CARPENTERS ETC	1	1	2
PAINTERS, DECORATORS	1	2
BRICKLAYERS, PLASTERERS	2	2
COMPOSITORS, ENGRAVERS, ETC	1	1	4	6
POTTERS, KILNMEN, ETC
MILLERS, BAKERS, BUTCHERS	2	12	14
CHEMICAL, SUGAR WORKERS, ETC
TOBACCO PREPARERS, ETC
PAPER, RUBBER WORKERS, ETC	1	1
PACKERS, WRAPPERS, ETC	..	2	7	7	1	19
EQUIPMENT OPERATORS ETC
STOREMEN FREIGHT HANDLRS	..	1	3	3	3	10
LABOURERS NEC	..	1	3	11	17
APPRNTCS, FCTRY WRKS, NEC	1	5	6
TOTAL	..	4	21	55	14	1	..	5	101
9. SERVICE, SPORT, RECREATN									
FIRE BRIGADE, POLICE, ETC	2	4	3	14
HOUSEKEEPERS, COOKS ETC	..	20	106	142	31	4	1	..	322
WAITERS, BARTENDERS	..	2	10	34	6	6	71
CARETAKERS, CLEANERS	1	9	41	32	10	2	1	2	103
BARBERS, HAIRDRESSERS, ETC	6	5	3	15
LAUNDRETERS, PRESSERS, ETC	14	18	2	35
ATHLETES, SPORTSMEN ETC	..	1	2
PHOTOGRAPHERS, ETC
UNDERTAKERS, ETC
SERVICE, OTH WORKERS NEC	..	2	11	36	8	60
TOTAL	1	34	194	269	64	15	2	1	618
10. MEMBERS ARMED SERVICES	1	8	7	2	18
11. INADEQ. DESC. N/S	23	38	28	25	8	3	1	1	112
TOTAL EMPLOYED	38	154	573	1033	941	302	122	29	3152

NORTHERN TERRITORY, CENSUS 31 JUNE 1976

TABLE 70. OCCUPATION BY INDUSTRY, EMPLOYED POPULATION-FEMALES

OCCUPATION	INDUSTRY											ENTER- TAIYNT RE- GREATN	NOT CLASS N/S
	AGRIC, FOREST, FISH, HUNT	MINING	MANUFAC- TURING	ELECT- TRICITY GAS WATER	CONSTR- CTION	WHOLE- SALE RETAIL TRADE	TRANS- PORT STORAGE	COMMUN- ICATION	FINANCE R/EST. BUS SERV	PUBLIC ADMIN DEFENCE	COMM- UNITY SERV.		
3. PROFESSIONAL, TECHNICAL													
ARCHITECTS, ENGINEERS, ETC	..	1	2
CHEMISTS, PHYSICISTS, ETC	..	3	1	5	1	..
BIOLOGISTS, VETS, ETC	1	1	9
MEDICAL PRAC, DENTISTS	29
NURSES	9	3	2	3	2	56	653	8	7
PROF MEDICAL WORKERS	5	40
TEACHERS	37	..	2	..	2	11	49	1137	8	15
CLERGY & RELIG ORDERS	2	16
LAW PROFESSIONALS	7	3
ARTISTS, ENTERTAINERS, ETC	94	..	1	6
DRAFTSMEN, TECHNICIANS, ETC	1	16	7	3	7	1	2	4	8	9	2
OTHER PROFESSIONAL, ETC	3	1	4	..	5	5	2	..	10	12	47	..	3
TOTAL	50	24	67	3	18	36	6	..	11	51	184	15	..
1. ADMINISTRATIVE, ETC													
ADMIN, EXEC (GOVT) NEC	2	1
EMPLOYERS, MANAGERS NEC	1	1	13	..	14	181	12	..	32	3	10	111	15
TOTAL	1	1	13	..	14	181	12	..	32	3	10	111	15
2. CLERICAL WORKERS													
BOOK-KEEPERS, CASHIERS	22	4	17	..	26	152	19	..	65	14	8	37	6
STENOGRAPHERS, TYPISTS	2	19	22	1	52	65	38	4	125	201	34	8	14
OTHER CLERICAL	27	73	122	4	277	363	154	47	483	876	387	138	65
TOTAL	51	100	161	5	357	581	211	91	673	1093	489	183	85
3. SALES WORKERS													
INSURANCE SALESMEN ETC	9
COMMERCIAL TRAVELLERS ETC	10	3	..	1	1	..
PROPRIETORS, SHOPKEEPERS	2	1	16	1	4	1028	6	..	1	5	18	62	14
TOTAL	2	1	16	1	4	1030	9	..	11	5	18	63	14
4. FARMERS, FISHERMEN ETC													
FARMERS, FARM MANAGERS	88	3	3	1	..	3	1	8
FARM WORKRS, FARM FOREMEN	56	4	1	..	1	4	8	24	5	18
WOOL CLASSERS
HUNTERS, TRAPPERS
FISHERMEN, RELATED WORKERS	7
TIMBERCUTTERS, ETC	2	2	2
TOTAL	153	4	1	..	4	7	1	13	29	6	26
5. MINERS, QUARRYMEN ETC													
MINERS, QUARRYMEN, ETC	..	5	1
WELL DRILLERS-OIL, WATER,
MINERAL TREATERS	..	2
TOTAL	..	7
6. TRANSPORT, COMMUNICATION													
DECK, ENGINEER OFFICERS
DECK, ENGINE RM HANDS, ETC	6
AIR PILOTS, NAVIGATORS
DRIVERS, FIREMEN (RAIL)	2
DRIVERS (ROAD)	..	1	2	11	22	1	2	1	1
GUARDS, CONDUCTORS (RAIL)
INSPECTORS ETC, TRANSPORT
TELEPHONE OPERATORS, ETC	1	2	5	..	19	12	19	79	4	17	16	4	2
POSTMASTERS, POSTMEN, ETC	2	..	1	34	..	1	1	..	1
OTHER TRANSPORT, ETC, NEC	1
TOTAL	7	3	5	..	23	23	47	113	4	19	19	5	4
7/8. TRADESMEN ETC													
SPINNERS, WEAVERS, ETC	4
TAILORS, CUTTERS, ETC	24	..	3	6	5	12	..	2
LEATHER CUTTERS, ETC
FURNACEMEN, ROLLERS, ETC
MATCHMAKERS, JEWELLERS, ETC	1	1
TOOL MAKERS, MACHINISTS ETC	..	2	3	..	1
ELECTRICIANS, ETC	3	1
METAL WORKERS NEC	..	1	10	..	2	3
CARPENTERS ETC	1	..	2	1
PAINTERS, DECORATORS	1	..	3	1	1	1	..
BRICKLAYERS, PLASTERERS	2	1
COMPOSITORS, ENGRAVERS, ETC	..	1	15	..	6	4
POTTERS, KILNMEN, ETC	2	..	1	2	1
MILLERS, BAKERS, BUTCHERS	5	..	12	32	1
CHEMICAL, SUGAR WORKERS, ETC	1	6	..	2
TOBACCO PREPARERS, ETC
PAPER, RUBBER WORKERS, ETC	8	4
PACKERS, WRAPPERS, ETC	7	..	5	45	1	1	1	..	3
EQUIPMENT OPERATORS ETC	..	1	1
STOREMEN FREIGHT HANDLRS	7	3	1	11	6	3	1	2
LABOURERS NEC	..	8	1	..	5	39	12	..	8	53	36	7	6
APPRENTICES, FCTRY WRKS, NEC	..	1	1	14	2	..	1
TOTAL	20	9	98	1	29	199	19	1	18	64	65	9	23
9. SERVICE, SPORT, RECREATN													
FIRE BRIGADE, POLICE, ETC	1	11	..	1
HOUSEKEEPERS, COOKS ETC	169	9	7	..	19	49	91	1	27	63	332	63	54
WAITERS, BARTENDERS	1	12	1	..	1	6	6	229	7
CARETAKERS, CLEANERS	15	12	5	..	12	21	5	7	140	48	112	49	7
BARBERS, HAIRDRESSERS, ETC	2	61	..
LAUNDRERS, PRESSERS, ETC	3	1	1	0	45	41	1
ATHLETES, SPORTSMEN ETC
PHOTOGRAPHERS, ETC
UNDERTAKERS, ETC
SERVICE, OTH WORKERS NEC	5	2	..	1	..	1	7	251	15	2
TOTAL	192	22	14	..	33	85	58	8	170	133	764	803	72
10. MEMBERS ARMED SERVICES													
	119
11. INADEQ. DESC. N/S													
	2	..	1	..	4	12	3	..	1	5	59	12	2274
TOTAL EMPLOYED	478	171	376	10	486	2110	365	173	930	1625	3507	1233	2546

NORTHERN TERRITORY. CENSUS 3. JUNE 1976

TABLE 71. INDUSTRY BY OCCUPATIONAL STATUS, EMPLOYED POPULATION

INDUSTRY	EMPLOYER		SELF-EMPLOYED		OCCUPATIONAL STATUS		WAGE AND SALARY EARNER		HELPER (UNPAID)		TOTAL EMPLOYED	
	MALES	FEMALES	MALES	FEMALES	MALES	FEMALES	MALES	FEMALES	MALES	FEMALES	MALES	FEMALES
AGRIC, FOREST, FISH, HUNTING	116	35	121	43	1723	375	20	25	1980	478	1459	171
MINING	1	..	4	..	1494	171	1518	376	1518	376
MANUFACTURING	63	15	115	67	1337	291	3	3	352	10	5569	486
ELECTRICITY, GAS, WATER	352	10	2895	2119	1928	365
CONSTRUCTION	300	45	633	46	4621	367	15	8	1928	365	1928	365
WHOLESALE, RETAIL TRADE	260	179	209	111	2390	1600	8	12	541	173	1349	930
TRANSPORT, STORAGE	38	9	112	19	1777	333	1	4	3797	1625	3067	3507
COMMUNICATION	1	..	2	2	538	171	949	1233
FINANCE, R/E STATE, BUS SERV	100	26	00	36	888	866	1	2	4620	2546	2966	14611
PUBLIC ADMIN, DEFENCE	3797	1625
COMMUNITY SERVICES	27	5	14	5	784	3492	2	5
ENTERTAINMENT, RECREATION	86	71	69	50	266	1105	6	7
INADEQUATELY DESCRIBED AND NOT STATED	45	15	125	48	3805	2287	45	196
TOTAL EMPLOYED	1357	400	1464	627	26443	12922	121	262	29666	14611

TABLE 72. INDUSTRY BY MARITAL STATUS, EMPLOYED POPULATION

INDUSTRY	NEVER MARRIED		NOW MARRIED		PERMANENTLY SEPARATED		DIVORCED		WIDOWED		TOTAL	
	MALES	FEMALES	MALES	FEMALES	MALES	FEMALES	MALES	FEMALES	MALES	FEMALES	MALES	FEMALES
AGRIC, FOREST, FISH, HUNTING	815	141	1019	301	81	18	40	7	35	11	1980	478
MINING	483	28	869	129	59	9	40	5	12	..	1459	171
MANUFACTURING	477	84	937	250	61	27	35	7	8	8	1518	376
ELECTRICITY, GAS, WATER	135	3	221	6	14	..	15	1	2	..	352	10
CONSTRUCTION	1941	82	3172	364	249	18	168	14	44	8	5569	486
WHOLESALE, RETAIL TRADE	1060	533	1595	1397	110	87	100	50	26	43	2895	2119
TRANSPORT, STORAGE	512	96	1231	230	102	19	70	17	13	3	1928	365
COMMUNICATION	158	50	345	100	17	11	17	11	4	1	541	173
FINANCE, R/E STATE, BUS SERV	424	325	586	520	24	39	27	30	8	16	1349	930
PUBLIC ADMIN, DEFENCE	1357	498	2532	949	105	88	80	52	23	38	3797	1625
COMMUNITY SERVICES	699	1048	2143	2176	92	115	50	86	23	82	3067	3507
ENTERTAINMENT, RECREATION	328	407	508	649	61	95	37	48	15	34	949	1233
INADEQUATELY DESCRIBED AND NOT STATED	1162	457	2641	1923	99	53	81	50	37	63	4620	2546
TOTAL EMPLOYED	9186	3752	17804	6994	1066	573	760	378	250	397	29666	14611

TABLE 73. INDUSTRY BY MARITAL STATUS, OVERSEAS-BORN EMPLOYED POPULATION

INDUSTRY	NEVER MARRIED		NOW MARRIED		PERMANENTLY SEPARATED		DIVORCED		WIDOWED		TOTAL	
	MALES	FEMALES	MALES	FEMALES	MALES	FEMALES	MALES	FEMALES	MALES	FEMALES	MALES	FEMALES
AGRIC, FOREST, FISH, HUNTING	74	10	31	30	11	..	8	3	4	2	186	53
MINING	249	7	316	42	19	2	14	1	3	..	641	52
MANUFACTURING	142	18	379	50	16	7	10	1	2	..	549	76
ELECTRICITY, GAS, WATER	25	1	60	2	6	..	5	..	1	..	97	3
CONSTRUCTION	742	18	1306	99	89	5	72	4	21	..	2230	126
WHOLESALE, RETAIL TRADE	237	104	463	374	26	18	36	15	10	9	766	520
TRANSPORT, STORAGE	137	23	354	55	20	4	27	2	2	1	546	85
COMMUNICATION	24	5	71	17	3	1	4	1	2	1	104	25
FINANCE, R/E STATE, BUS SERV	71	62	133	142	7	9	11	14	2	10	224	228
PUBLIC ADMIN, DEFENCE	190	93	671	249	21	19	30	12	4	10	916	383
COMMUNITY SERVICES	144	197	538	547	30	34	16	32	7	22	715	832
ENTERTAINMENT, RECREATION	115	114	174	231	18	19	12	12	5	11	324	387
INADEQUATELY DESCRIBED AND NOT STATED	186	74	335	281	27	7	19	9	5	11	572	382
TOTAL EMPLOYED	2336	734	4891	2119	299	125	258	186	66	68	7853	3152

TABLE 74. INDUSTRY BY INCOME, EMPLOYED POPULATION

INDUSTRY	INCOME (\$,000)										TOTAL
	NIL	2 OR LESS	OVER 2-5	OVER 5-7	OVER 7-9	OVER 9-12	OVER 12-15	OVER 15-18	OVER 18	NOT STATED	
	MALES										
AGRIC, FOREST, FISH, HUNTING	43	116	769	625	171	89	28	11	24	113	1983
MINING	1	7	43	183	332	370	250	129	93	51	1459
MANUFACTURING	3	37	95	285	396	354	158	71	44	75	1518
ELECTRICITY, GAS, WATER	..	2	15	59	117	78	48	15	7	11	352
CONSTRUCTION	7	43	371	931	1561	1330	588	281	169	288	5569
WHOLESALE, RETAIL TRADE	13	59	310	657	754	648	177	85	64	136	2895
TRANSPORT, STORAGE	4	13	96	374	589	425	174	85	73	95	1928
COMMUNICATION	..	2	12	76	221	141	57	9	8	4	541
FINANCE, R/E STATE, BUS SERV	2	10	57	164	249	209	132	95	88	43	1349
PUBLIC ADMIN, DEFENCE	..	10	280	640	933	876	459	240	276	103	3797
COMMUNITY SERVICES	5	36	257	567	631	594	393	203	181	140	4807
ENTERTAINMENT, RECREATION	5	29	129	252	226	143	73	24	16	52	949
INADEQUATELY DESCRIBED AND NOT STATED	15	55	167	291	259	168	53	20	23	2969	4620
TOTAL EMPLOYED	95	413	2521	5104	6495	5417	2598	1248	1086	4591	29666
	FEMALES										
AGRIC, FOREST, FISH, HUNTING	29	123	144	104	17	12	4	..	1	44	478
MINING	..	5	22	61	53	18	4	8	171
MANUFACTURING	2	56	82	125	66	16	3	2	..	24	376
ELECTRICITY, GAS, WATER	1	4	3	2	10
CONSTRUCTION	8	21	98	164	114	37	8	5	3	136	2119
WHOLESALE, RETAIL TRADE	17	122	665	866	222	77	17	9	9	20	365
TRANSPORT, STORAGE	1	17	50	131	105	25	6	1	1	3	173
COMMUNICATION	..	3	20	86	46	11	4	..	3	38	930
FINANCE, R/E STATE, BUS SERV	1	34	253	311	227	49	10	4	6	55	1625
PUBLIC ADMIN, DEFENCE	..	41	183	539	504	223	56	18	3	142	3507
COMMUNITY SERVICES	4	108	593	1134	595	598	267	51	26	74	4807
ENTERTAINMENT, RECREATION	3	84	413	482	133	27	7	3	5	52	949
INADEQUATELY DESCRIBED AND NOT STATED	108	182	164	120	53	21	7	2	4	1885	2546
TOTAL EMPLOYED	173	788	2695	4127	2138	1110	393	95	58	2427	14611

NORTHERN TERRITORY. CENSUS 3, JUNE 1976

TABLE 75. INDUSTRY BY INCOME, OVERSEAS-BORN EMPLOYED POPULATION

INDUSTRY	INCOME (\$,000)						OVER 18	NOT STATED	TOTAL	
	NIL	2 OR LESS	OVER 2-5	OVER 5-7	OVER 7-9	OVER 9-12				
MALES										
AGRIC, FOREST, FISH, HUNTING	2	13	41	54	32	12	10	9	11	188
MINING	..	3	12	68	154	146	114	50	35	601
MANUFACTURING	1	3	17	77	160	138	70	32	22	549
ELECTRICITY, GAS, WATER	4	16	34	21	12	3	2	97
CONSTRUCTION	5	13	81	311	671	615	230	121	72	2230
WHOLESALE, RETAIL TRADE	5	11	53	165	222	170	45	19	28	766
TRANSPORT, STORAGE	1	5	25	91	166	124	53	35	22	546
COMMUNICATION	..	1	4	14	44	28	9	1	1	144
FINANCE, R/ESTATE, BUS SERV	..	1	15	26	47	51	38	20	14	224
PUBLIC ADMIN, DEFENCE	..	2	17	95	228	214	122	84	132	916
COMMUNITY SERVICES	1	7	16	94	162	145	149	70	69	735
ENTERTAINMENT, RECREATION	2	6	33	85	76	47	30	12	8	324
INADEQUATELY DESCRIBED
AND NOT STATED	5	12	29	93	108	71	25	12	15	572
TOTAL EMPLOYED	22	77	347	1189	2106	1762	907	463	429	7853
FEMALES										
AGRIC, FOREST, FISH, HUNTING	7	9	16	12	4	2	1	53
MINING	7	16	20	5	52
MANUFACTURING	..	3	14	33	21	..	1	1	..	76
ELECTRICITY, GAS, WATER	1	1	1	3
CONSTRUCTION	3	6	19	42	31	14	2	3	..	126
WHOLESALE, RETAIL TRADE	3	25	154	228	54	20	5	..	1	520
TRANSPORT, STORAGE	..	3	13	38	22	4	1	85
COMMUNICATION	1	10	2	2	25
FINANCE, R/ESTATE, BUS SERV	1	8	59	77	49	19	4	1	1	228
PUBLIC ADMIN, DEFENCE	..	13	32	120	121	66	16	4	..	383
COMMUNITY SERVICES	..	20	108	259	151	151	87	10	14	832
ENTERTAINMENT, RECREATION	..	21	118	158	48	11	2	1	2	387
INADEQUATELY DESCRIBED
AND NOT STATED	24	46	32	31	15	7	3	1	1	382
TOTAL EMPLOYED	38	154	573	1033	541	302	122	29	19	3152

TABLE 76. INDUSTRY BY AGE, EMPLOYED POPULATION 15 AND OVER

INDUSTRY	AGE (YEARS)										TOTAL	
	15-19	20-24	25-29	30-34	35-39	40-44	45-49	50-54	55-59	60-64		65+
MALES												
AGRIC, FOREST, FISH, HUNTING	258	336	295	248	198	148	179	131	91	64	40	1486
MINING	84	199	364	282	211	143	112	71	46	23	4	1459
MANUFACTURING	127	246	332	245	197	112	110	62	48	33	8	1518
ELECTRICITY, GAS, WATER	16	34	67	55	46	28	45	33	19	12	..	352
CONSTRUCTION	465	967	1136	883	727	506	396	276	169	99	9	5569
WHOLESALE, RETAIL TRADE	360	539	515	457	322	225	187	131	91	48	20	2895
TRANSPORT, STORAGE	81	239	385	351	286	171	164	131	90	49	13	1926
COMMUNICATION	12	112	121	93	65	40	46	27	15	10	..	541
FINANCE, R/ESTATE, BUS SERV	68	222	245	187	91	76	50	47	35	18	10	1849
PUBLIC ADMIN, DEFENCE	128	677	756	627	454	335	311	267	151	83	8	3797
COMMUNITY SERVICES	120	373	665	580	436	240	202	186	107	76	22	3017
ENTERTAINMENT, RECREATION	61	139	152	131	97	38	68	78	54	28	23	949
INADEQUATELY DESCRIBED
AND NOT STATED	357	489	722	587	497	361	318	318	206	125	50	4020
TOTAL EMPLOYED	2957	4572	5693	4718	3587	2483	2286	1747	1126	668	217	29066
FEMALES												
AGRIC, FOREST, FISH, HUNTING	76	78	75	48	59	33	40	23	20	14	6	478
MINING	16	36	38	12	24	15	16	7	5	1	1	171
MANUFACTURING	33	84	74	25	37	37	33	17	12	4	3	376
ELECTRICITY, GAS, WATER	..	1	5	1	3	10
CONSTRUCTION	35	90	105	98	47	42	24	28	12	3	2	486
WHOLESALE, RETAIL TRADE	325	378	354	301	251	184	123	115	52	18	8	2110
TRANSPORT, STORAGE	25	79	90	52	40	29	23	13	12	1	1	365
COMMUNICATION	10	41	41	29	23	13	9	5	1	1	..	173
FINANCE, R/ESTATE, BUS SERV	139	272	170	116	69	50	47	34	25	6	2	930
PUBLIC ADMIN, DEFENCE	142	364	346	220	158	122	106	84	49	12	2	1625
COMMUNITY SERVICES	214	719	794	586	413	274	210	157	95	34	11	3577
ENTERTAINMENT, RECREATION	143	272	219	157	125	98	92	73	36	12	6	1233
INADEQUATELY DESCRIBED
AND NOT STATED	297	381	479	438	291	218	172	126	95	35	22	2540
TOTAL EMPLOYED	1455	2615	2790	2092	1540	1121	895	683	414	141	64	14011

TABLE 77. INDUSTRY BY AGE, OVERSEAS-BORN EMPLOYED POPULATION

INDUSTRY	AGE (YEARS)										TOTAL	
	15-19	20-24	25-29	30-34	35-39	40-44	45-49	50-54	55-59	60-64		65+
MALES												
AGRIC, FOREST, FISH, HUNTING	10	19	35	28	21	19	20	11	13	5	7	188
MINING	18	52	122	135	103	65	51	33	17	4	1	601
MANUFACTURING	22	59	114	107	92	56	52	22	11	11	3	549
ELECTRICITY, GAS, WATER	3	5	21	14	12	13	12	9	5	3	..	97
CONSTRUCTION	69	241	455	416	364	268	182	122	64	47	2	2230
WHOLESALE, RETAIL TRADE	54	117	144	140	89	81	62	39	26	9	5	766
TRANSPORT, STORAGE	15	44	61	113	84	53	63	51	24	12	4	546
COMMUNICATION	1	13	21	20	14	7	14	5	5	3	..	164
FINANCE, R/ESTATE, BUS SERV	6	27	54	43	26	43	10	15	8	4	3	224
PUBLIC ADMIN, DEFENCE	11	89	154	172	143	95	94	79	50	28	1	916
COMMUNITY SERVICES	6	44	159	158	118	75	61	58	29	21	6	735
ENTERTAINMENT, RECREATION	13	34	48	47	32	41	41	21	25	12	14	324
INADEQUATELY DESCRIBED
AND NOT STATED	43	66	118	87	96	58	47	34	19	15	5	572
TOTAL EMPLOYED	261	810	1526	1480	1188	854	709	533	296	178	47	7853
FEMALES												
AGRIC, FOREST, FISH, HUNTING	8	8	14	4	5	7	2	1	53
MINING	3	5	16	4	9	5	5	4	1	1	..	52
MANUFACTURING	8	18	15	8	8	9	6	2	2	76
ELECTRICITY, GAS, WATER	1	..	2	3
CONSTRUCTION	4	16	30	38	16	11	7	3	1	..	1	126
WHOLESALE, RETAIL TRADE	54	83	83	86	65	58	37	37	14	3	..	524
TRANSPORT, STORAGE	2	15	26	15	7	6	5	3	1	85
COMMUNICATION	1	5	4	4	4	2	2	1	1	25
FINANCE, R/ESTATE, BUS SERV	20	45	61	35	22	13	15	13	5	2	..	228
PUBLIC ADMIN, DEFENCE	21	62	82	64	45	36	29	23	15	5	1	483
COMMUNITY SERVICES	19	87	214	165	116	75	63	51	28	12	2	832
ENTERTAINMENT, RECREATION	34	79	88	44	40	38	32	24	7	4	1	387
INADEQUATELY DESCRIBED
AND NOT STATED	42	47	61	73	45	27	23	18	14	7	5	382
TOTAL EMPLOYED	212	470	715	532	384	287	226	189	91	35	11	3152

NORTHERN TERRITORY. CENSUS 3. JUNE 1976

TABLE 78. HOURS USUALLY WORKED BY INCOME, EMPLOYED POPULATION

HOURS	INCOME (\$,000)										NOT STATED	TOTAL
	NIL	2 OR LESS	OVER 2-5	OVER 5-7	OVER 7-9	OVER 9-12	OVER 12-15	OVER 15-18	OVER 18	OVER 18		
	MALES											
LESS THAN 15	2	59	61	72	65	45	13	6	8	33	364	
15-19	1	17	23	11	4	7	3	..	1	5	69	
20-29	3	28	101	45	26	18	7	1	6	16	245	
30-34	..	14	130	91	43	64	55	30	14	16	449	
35	..	5	80	102	138	139	88	47	23	26	648	
36-39	..	9	27	137	418	681	383	189	141	25	1890	
40	8	102	1094	3121	3335	1904	664	257	220	38	11388	
41-48	3	24	275	577	956	896	422	179	126	38	3556	
49 OR MORE	53	106	543	823	1317	1560	895	518	562	38	8714	
NOT STATED	28	53	190	228	197	163	60	21	29	3172	4841	
TOTAL	95	413	2521	5104	6499	5417	2590	1248	1086	4891	29066	
	FEMALES											
LESS THAN 15	..	230	178	71	25	15	6	..	4	29	358	
15-19	4	59	174	18	4	2	1	..	3	13	275	
20-29	9	119	626	137	41	33	8	3	3	35	1414	
30-34	4	36	231	248	77	160	60	14	1	17	814	
35	..	13	80	213	111	111	50	8	1	18	605	
36-39	4	16	116	614	519	214	76	21	3	36	1615	
40	15	86	815	2132	994	365	104	34	15	244	4800	
41-48	3	17	125	318	175	65	31	6	5	27	772	
49 OR MORE	45	69	195	227	129	109	44	14	24	84	940	
NOT STATED	89	143	185	153	63	42	13	3	2	1924	2617	
TOTAL	173	788	2695	4127	2138	1116	393	95	58	2427	14011	

TABLE 79. HOURS USUALLY WORKED BY INCOME, OVERSEAS-BORN EMPLOYED POPULATION

HOURS	INCOME (\$,000)										NOT STATED	TOTAL
	NIL	2 OR LESS	OVER 2-5	OVER 5-7	OVER 7-9	OVER 9-12	OVER 12-15	OVER 15-18	OVER 18	OVER 18		
	MALES											
LESS THAN 15	..	12	14	22	23	17	6	2	5	9	113	
15-19	1	2	7	3	4	2	3	19	
20-29	..	3	21	8	6	10	4	1	5	3	61	
30-34	..	2	12	9	9	22	25	14	4	2	99	
35	..	1	5	13	40	41	37	18	6	6	173	
36-39	..	1	3	33	121	152	95	48	29	8	490	
40	6	18	138	669	1003	573	191	98	119	127	2942	
41-48	2	5	33	164	354	310	160	84	56	31	1200	
49 OR MORE	6	21	88	208	476	609	365	198	193	182	2266	
NOT STATED	7	12	21	60	64	46	24	4	12	242	492	
TOTAL	22	77	347	1189	2106	1782	907	463	429	530	7853	
	FEMALES											
LESS THAN 15	..	47	45	17	4	3	1	..	1	14	128	
15-19	..	7	52	4	2	1	1	67	
20-29	3	22	143	29	6	5	5	2	..	13	228	
30-34	1	5	40	49	17	44	22	4	..	4	180	
35	..	1	17	45	22	26	11	1	1	3	127	
36-39	..	4	20	138	128	68	18	8	1	6	391	
40	6	18	163	558	267	105	35	10	4	48	1214	
41-48	..	2	27	98	44	14	7	2	2	10	246	
49 OR MORE	8	17	32	60	32	30	18	3	10	25	235	
NOT STATED	23	31	34	35	19	10	5	1	..	221	376	
TOTAL	38	154	573	1033	541	302	122	29	19	341	3152	

38
APPENDIX A

TABLE CONTENT

Most of the tables are self-explanatory. The following notes are designed to explain specific elements of some tables.

TABLES 16,17,25,38,39,44,66,67

These tables each contain data on highest qualifications obtained.

- (i) NO QUALIFICATION includes only those people aged 15 years or more, who had not obtained a qualification since leaving school.
- (ii) NOT STATED includes people who did not answer the question and people who, having indicated they had obtained a qualification since leaving school, did not state any details.

TABLE 18

Data in this table were based on information supplied by respondents. Despite efforts made to eliminate inconsistencies in the data by editing and quality control procedures some apparent inconsistencies appear in the table. For example, some adults studying part-time indicated they were attending SCHOOL and some children under 15 years of age indicated that they were attending OTHER INSTITUTIONS.

TABLES 45-50

These tables contain information on either families or family heads. For each household it is possible to determine, through the relationship of each person to the household head, both the number of families in each household and the heads of those families.

The publication *Making Sense of the Census* (2129.0) refers to the sample processing of the 1976 Census and the use of a raising factor to estimate the total number of people and dwellings. A factor is applied to the count of people obtained from the sample processing to estimate the total number of people; a different factor is applied to the sample counts of dwellings.

Although dwelling information is usually arrived at by using the dwelling factor, sometimes it is necessary to use the person factor. Similarly, it is sometimes necessary to apply the dwelling factor when calculating the estimate relating to characteristics of people. Consequently, different figures are likely to occur for the same items of information. The difference however, is not significant.

In Tables 45 to 50 the figures relating to dwellings and families have been derived using the person factor.

TABLES 60-70

The occupation classification used gives data for each major and minor occupational group. Details of the full classification are contained in *Information Paper No. 9 (iii)* (2114.0). Due to space limitations some major and minor occupational group headings have been abbreviated. The following is a full listing:

ABBREVIATIONS USED IN THE TABLES

ADMIN	Administration
AGRIC, FOREST, FISH, HUNT	Agriculture, Forestry, Fishing and Hunting
ATTEND	Attending
CAE'S	Colleges of Advanced Education
CHLDN	Children
CLASS	Classifiable
COACH	Coaching
C'WEALTH	Commonwealth
EDUC	Educational
EDUC INST	Educational Institutions
HD, SPSE, OTH ADLTS, CHLDN	Head, Spouse, Other Adults, Children
INAD	Inadequately
INAD DESC, N/S	Inadequately Described, Not Stated
NEC	Not Elsewhere Classified
N/S	Not Stated
OSEAS EDUC	Overseas Educational
OTH	Other
OTHR CTRY SAME BIRTHPL	Other Countries, Same as Birthplace
PARAMEDIC	Paramedical
QUALS	Qualifications
RECREATN	Recreation
R/EST, BUS SERV	Real Estate, Business Services
SERV	Services
TRG, TRAIN	Training
UK	United Kingdom
UK INCL	United Kingdom Including
UNEMP	Unemployed
(\$'000)	Thousand Dollars

CLASSIFICATION OF OCCUPATIONS

SUMMARY

Major and Minor Occupation Groups

0: PROFESSIONAL, TECHNICAL AND RELATED WORKERS

Architects, Engineers and Surveyors, Professional
 Chemists, Physicists, Geologists and Other Physical Scientists
 Biologists, Veterinarians, Agronomists and Related Scientists
 Medical Practitioners and Dentists
 Nurses, including Probationers or Trainees
 Professional Medical Workers, n.e.c.
 Teachers
 Clergy and Related Members of Religious Orders
 Law Professionals
 Artists, Entertainers, Writers and Related Workers
 Draftsmen and Technicians, n.e.c.
 Other Professional, Technical and Related Workers

1: ADMINISTRATIVE, EXECUTIVE AND MANAGERIAL WORKERS

Administrative and Executive Officials, Government, n.e.c.
 Employers, Workers on Own Account, Status 0, Directors, Managers, n.e.c.

2: CLERICAL WORKERS

Book-keepers and Cashiers
 Stenographers and Typists
 Other Clerical Workers

3: SALES WORKERS

Insurance, Real Estate Salesmen, Auctioneers and Valuers
 Commercial Travellers and Manufacturers Agents
 Proprietors and Shopkeepers, Workers on Own Account, n.e.c., Status 0, Retail and
 Wholesale Trade, Salesmen, Shop Assistants and Related Workers

4: FARMERS, FISHERMEN, HUNTERS, TIMBER GETTERS AND RELATED WORKERS

Farmers and Farm Managers
 Farm Workers, including Farm Foremen
 Wool Classers
 Hunters and Trappers
 Fishermen and Related Workers
 Timber Getters and Other Forestry Workers

5: MINERS, QUARRYMEN AND RELATED WORKERS

Miners, Mineral Prospectors and Quarrymen
 Well Drillers, Oil, Water and Related Workers
 Mineral Treaters

6: WORKERS IN TRANSPORT AND COMMUNICATION

Deck and Engineer Officers, Ship, not Services
 Deck and Engine Room Hands, Ship and Boatmen, not Services
 Aircraft Pilots, Navigators and Flight Engineers, not Services
 Drivers and Firemen, Rail Transport
 Drivers, Road Transport
 Guards and Conductors, Railway
 Inspectors, Supervisors, Traffic Controllers and Despatchers, Transport
 Telephone, Telegraph and Related Telecommunication Operators
 Postmasters, Postmen and Messengers
 Workers in Transport and Communication, n.e.c.

Classification of Occupations – continued
Summary – continued

Major and Minor Occupation Groups

**7/8: TRADESMEN, PRODUCTION-PROCESS WORKERS AND LABOURERS,
 N.E.C.**

Spinners, Weavers, Knitters, Dyers and Related Workers
 Tailors, Cutters, Furriers and Related Workers
 Leather Cutters, Lasters, Sewers (except Gloves and Garments) and Related Workers
 Furnacemen, Rollers, Drawers, Moulders and Related Metal Making and Treating Workers
 Precision Instrument Makers, Watchmakers, Jewellers and Related Workers
 Machine Toolmakers, Metal Machinists, Mechanics, Plumbers and Related Metal Workers
 Electricians and Related Electrical and Electronic Workers
 Metal Workers, Metal and Electrical Production-Process Workers, n.e.c.
 Carpenters, Woodworking Machinists, Cabinetmakers and Related Workers
 Painters and Decorators
 Bricklayers, Plasterers and Construction Workers, n.e.c.
 Compositors, Printing Machinists, Engravers, Bookbinders and Related Workers
 Potters, Kilnmen, Glass and Clay Formers and Related Workers
 Millers, Bakers, Butchers, Brewers and Related Food and Drink Workers
 Chemical, Sugar and Paper Production-Process Workers
 Tobacco Preparers and Tobacco Product Makers
 Paper Products, Rubber, Plastic and Production-Process Workers, n.e.c.
 Packers, Wrappers, Labellers
 Stationary Engine, Excavating and Lifting Equipment Operators
 Storemen and Freight Handlers
 Labourers, n.e.c.
 Apprentices, Factory Workers, Foremen, Machinists, (so described), n.e.c.

9: SERVICE, SPORT AND RECREATION WORKERS

Fire Brigade, Police and Other Protective Service Workers
 Housekeepers, Cooks, Maids and Related Workers
 Waiters, Bartenders
 Caretakers, Cleaners, Buildings
 Barbers, Hairdressers and Beauticians
 Launderers, Dry Cleaners and Pressers
 Athletes, Sportsmen and Related Workers
 Photographers and Camera Operators
 Undertakers and Crematorium Workers
 Service, Sport, Recreation Workers, n.e.c.

10: MEMBERS OF ARMED SERVICES

Members of Armed Services in Australia

11: OCCUPATION INADEQUATELY DESCRIBED OR NOT STATED

Occupation Inadequately Described or Not Stated

INDUSTRY CLASSIFICATION SUMMARY

DIVISION AND SUBDIVISION

- | | |
|--|--|
| <p>A : Agriculture, Forestry, Fishing and Hunting</p> <p style="padding-left: 20px;">Agriculture, Forestry, Fishing and Hunting
Undefined
Agriculture
Services to Agriculture
Forestry and Logging
Fishing and Hunting</p> | <p>F : Wholesale and Retail trade</p> <p style="padding-left: 20px;">Wholesale and Retail Trade undefined
Wholesale trade
Retail trade</p> |
| <p>B : Mining</p> <p style="padding-left: 20px;">Mining undefined
Metallic minerals
Coal
Crude Petroleum (including Natural Gas)
Construction materials
Other Non-metallic minerals
Services to mining</p> | <p>G : Transport and Storage</p> <p style="padding-left: 20px;">Transport and Storage undefined
Road transport
Railway transport
Water transport
Air transport
Other transport and storage</p> |
| <p>C : Manufacturing</p> <p style="padding-left: 20px;">Manufacturing undefined
Food, Beverages and Tobacco
Textiles
Clothing and Footwear (including Knitting Mills)
Wood, Wood products and Furniture (except Sheet Metal)
Paper and Paper products, Printing and Publishing
Chemical, Petroleum and Coal products
Glass, Clay and other Non-metallic mineral products
Basic metal products
Fabricated metal products
Transport equipment
Other Industrial machinery and equipment and household appliances
Leather, Rubber and Plastic products and Manufacturing n.e.c.</p> | <p>H : Communication</p> <p style="padding-left: 20px;">Communication</p> |
| <p>D : Electricity, Gas and Water</p> <p style="padding-left: 20px;">Electricity, Gas and Water undefined
Electricity and Gas
Water, Sewerage and Drainage</p> | <p>I : Finance, Insurance, Real Estate and Business services</p> <p style="padding-left: 20px;">Finance, Insurance, Real Estate and Business services undefined
Finance and Investment
Insurance
Real Estate and Business services</p> |
| <p>E : Construction</p> <p style="padding-left: 20px;">Construction undefined
General construction
Special-trade contracting</p> | <p>J : Public Administration and Defence</p> <p style="padding-left: 20px;">Public Administration and Defence undefined
Public Administration
Defence</p> |
| | <p>K : Community services</p> <p style="padding-left: 20px;">Community services undefined
Health
Education, Libraries, Museums and Art Galleries
Welfare and Charitable services and Religious Institutions
Other community services</p> |
| | <p>L : Entertainment, Recreation, Restaurants, Hotels and Personal services</p> <p style="padding-left: 20px;">Entertainment, Recreation, Restaurants, Hotels and Personal services undefined
Entertainment and Recreational services
Restaurants, Hotels and Clubs
Personal services
Private households employing staff</p> <p style="padding-left: 20px;">Non-classifiable establishments</p> |

APPENDIX B

SAMPLING ERRORS ASSOCIATED WITH CENSUS ESTIMATES (REVISED)

This Appendix discusses the sampling errors associated with the data from the main processing phase of the 1976 Census. Data from the preliminary processing phase is not subject to sampling errors because all schedules were included. Unlike the preliminary data, the final data from the main processing phase is based on the processing of all census schedules from non-private dwellings, all schedules from the Northern Territory and a 50% sample of private dwellings in the other States and the A.C.T. Any estimate for the Northern Territory from either the preliminary or main processing phase is not subject to sampling error since all schedules for the Northern Territory were processed. Counts of the total number of males, total number of females and total number of persons for a CD or LGA from the final processing phase were constrained to agree with those from the preliminary processing phase. Therefore, these estimates of total are not subject to sampling error.

WHAT IS SAMPLING ERROR

Since only a 50% sample of private dwelling schedules was processed, it is likely that the estimates derived from the census would differ from figures which would have been obtained if all schedules were included. These differences are called sampling errors. The sampling error associated with any estimate can be estimated from the sample results and one measure so derived is the standard error. The particular 50% sample selected was one of a large number of possible 50% samples. Each possible 50% sample would have yielded different estimates. The standard error measures the variation of all the possible 50% sample estimates around the figures which would have been obtained if all schedules had been processed.

Given an estimate and the standard error on that estimate, there are about two chances in three that the sample estimate will differ by less than one standard error from the figure that would have been obtained if all schedules had been processed, and about nineteen chances in twenty that the difference will be less than two standard errors.

Another measure of the sampling error is the relative standard error, which is obtained by expressing the standard error as a percentage of the estimate; that is

$$\text{Relative Standard Error} = \frac{\text{Standard Error}}{\text{Estimate}} \times 100$$

Both standard error and relative standard error are used in the following discussion of the reliability of the estimates. An example of their application is as follows:

Example

If an estimate of 70 has a relative standard error of 10%, then the standard error of that estimate is 10% of 70 or 7. Thus there are two chances in three that the figure that would have been obtained if all schedules had been processed will be in the range $70 \pm (1 \times 7)$ or 63 to 77, and nineteen chances in twenty that this figure is between $70 \pm (2 \times 7)$ or 56 to 84.

An estimate of less than 10 persons or dwellings should be treated with caution as it will be subject to such high sampling error (relative standard error generally in excess of 40%), as to detract seriously from its value for most reasonable uses.

PRESENTATION OF SAMPLING ERRORS

It would have been impracticable to publish standard errors of all census estimates because difficulties in presentation would have been encountered with the large number of estimates. In addition, computer production of all standard errors would have been costly.

Consequently, graphs and tables which relate the relative standard error of an estimate to the size of the estimate are given at the end of this Appendix. As can be seen from the graphs, the larger an estimate the greater its reliability and thus the smaller the relative standard error. The graphs are not intended to give a precise measure of the error for a particular estimate, but provide an indication of the likely magnitude of the relative standard error for estimates of any particular size.

HOW TO DETERMINE THE SAMPLING ERROR ON AN ESTIMATE

There is no sampling error on an estimate if

- . the estimate is total males, total females or total persons in a CD, LGA or aggregations of these areas.
- . the estimate relates to the Northern Territory.

If the estimate is greater than 1000 persons or dwellings, then the relative standard error will be less than 2.5% and so the sampling error can be assumed to be negligible for most practical purposes.

The relative standard error or standard error for any other estimate may be found by reference to the graphs and tables given at the end of this Appendix. A complete description of the methods to be used to obtain the relative standard error for any estimate is given in the following sections.

SAMPLING ERRORS ON DWELLING AND PERSON ESTIMATES

Sampling errors depend on the type of estimate concerned.

1 For dwelling estimates the relative standard errors are given by LINE D (refer GRAPH 1).

2 For person estimates refer to GRAPH 2. Sampling errors on person estimates depend on the particular topic of interest. Two groups of topics have been identified:

- . Use LINE A if the estimate involves any of the following topics:

Year of arrival; period of residence; birthplace (if overseas); country of citizenship (if overseas); religion; languages regularly used; racial origin.

- . Use LINE B for all other topics related to persons.

The difference between the relative standard errors for different person estimates arises because some characteristics are generally similar for persons in the same dwelling, but differ from persons in different dwellings. That is these characteristics are clustered by dwelling (for example, religion and racial origin). The sampling scheme used involved the inclusion of ALL persons in selected dwellings rather than selection of every second person in a dwelling. Hence for characteristics which are clustered by dwelling there is a greater chance that such persons would have been either undersampled or oversampled. Thus estimates of number of persons classified by characteristics which are clustered by dwelling will have somewhat higher relative standard errors.

If an estimate is known to include a large number of persons from non-private dwellings where all schedules were processed (for example an estimate of males ten to fifteen years of age in a CD with a large boarding school for boys), then the relative standard error as read from the graph will overestimate the true relative standard error.

Example

Consider an estimate of the number of female university graduates in an LGA. The relative standard error will be derived from LINE B of GRAPH 1. If the estimated number of female university graduates in the LGA is 50, then reading from this line, the relative standard error is approximately 12%. The standard error on the estimate is $50 \times 12/100 = 6$. Therefore, there are nineteen chances in twenty that the number of female university graduates in the LGA is in the range $30 \pm (2 \times 6)$ or 18 to 42.

Relative standard errors for dwelling and person estimates may also be determined from Table 1 which sets out relative standard errors for selected estimate sizes.

SAMPLING ERRORS ON ESTIMATES OF PROPORTIONS AND PERCENTAGES

Proportions and percentages formed from the ratio of two census estimates are also subject to sampling errors. The size of the error depends on the accuracy of both the numerator and the denominator. The formula for the relative standard error of a proportion is given below.

Relative Standard Error (x/y)

$$= \sqrt{\{\text{Relative Standard Error (x)}\}^2 - \{\text{Relative Standard Error (y)}\}^2}$$

The relative standard error on a percentage is the same as for the corresponding proportion. Thus the relative standard error on an estimate of 58% is the same as that on the proportion 0.58.

Example

Consider an estimate of the labour force participation rate for persons born overseas for a particular LGA. If the number of persons born overseas who are in the labour force is 100 and the total number of persons born overseas is 160, then the estimated proportion is $100/160 = 0.63$. The relative standard errors for both the numerator and denominator will be derived from GRAPH 2 LINE A. Reading from this line, the relative standard error of the numerator (i.e. the number of persons born overseas who are in the labour force) is approximately 14%, and the relative standard error of the denominator (i.e. the number of persons born overseas) is approximately 11%. The relative standard error of the estimate of the proportion is therefore

$$\sqrt{14^2 - 11^2} = 8.6\%$$

The standard error on the proportion is $8.6 \times 0.63/100 = 0.05$. Therefore, there are nineteen chances in twenty that the labour force participation rate for persons born overseas for the LGA is in the range $0.63 \pm (2 \times 0.05)$ or 0.53 to 0.73.

As can be seen from the above formula, the relative standard error of a proportion or percentage will always be less than the relative standard error of the numerator. However, whenever a proportion or percentage is small (i.e. the denominator considerably greater than the numerator), it will be reasonable to approximate the relative standard error of the proportion or percentage by the relative standard error of the numerator.

For proportions or percentages where the denominator is the total number of males, females or persons in a CD or group of CDs, the relative standard error of the denominator is zero because these totals were derived from the preliminary processing phase. In these cases, the relative standard error of the proportion or percentage is given simply by the relative standard error of the numerator.

Example

Consider an estimate of the percentage of persons born overseas for a particular CD. If the number of persons born overseas in the CD is 300 and the total number of persons in the CD is 1000, then the estimated percentage is $(300/1000) \times 100 = 30\%$. The relative standard error on the denominator is zero since estimates of total persons in a CD are not subject to sampling error. The relative standard error on the numerator can be obtained from GRAPH 2 LINE A. This graph gives the relative standard error on the numerator as approximately 8.1%. Therefore, the relative standard error on the percentage is also 8.1% and hence the standard error on the estimate of percentage is $8.1 \times 30/100 = 2.5$ percentage points. Therefore, there are nineteen chances in twenty that the percentage of persons born overseas in the CD will lie within the range $30 \pm (2 \times 2.5)$ or 25% to 35%.

Relative standard errors for estimates of proportions or percentages may also be determined from Table 2 which sets out relative standard errors for selected percentages or proportions.

SAMPLING ERRORS ON ESTIMATES OF DIFFERENCES

The relative standard error on differences between two estimates of numbers or between two estimates of proportions (or percentages) can also be derived from the graphs of relative standard errors.

1 For differences between estimates from the 1976 Census and those from the 1971 Census, the standard error of the difference will be identical to the standard error of the 1976 estimate alone, since 1971 estimates are not subject to sampling error.

Example

If estimates for the 1971 and 1976 Censuses are 500 dwellings and 800 dwellings respectively, then the difference is estimated as 300 dwellings. The 1971 estimate has no relative standard error, whilst the 1976 estimate has a relative standard error (as read from GRAPH 1) of approximately 3% and hence a standard error of 3% of 800 or 24. The standard error of the difference is 24 and there are nineteen chances in twenty that if all schedules from the 1976 Census had been processed, the observed difference would be within the range $300 \pm (2 \times 24)$ or 252 to 348.

2 For differences between two 1976 Census estimates the standard error of the difference may be approximated by the following formula:

$$\text{Standard Error (z-y)} = \sqrt{\{\text{Standard Error (z)}\}^2 + \{\text{Standard Error (y)}\}^2}$$

This approximation will be exact for differences between estimates of the same characteristic in two different areas (e.g. LGAs, CDs), or for differences between separate and uncorrelated characteristics in the same area. If, however, there is positive correlation between the characteristics (e.g. comparison of number of lawyers with number of persons with law degrees), the above approximation will overestimate the true standard error. If there is a negative correlation between the characteristics (e.g. comparison of the percentage of persons who travel to work by train and by car), it will underestimate the true standard error.

Example

If the estimates for two LGAs of the total number of occupied dwellings are 1000 and 800 and the number of occupied dwellings with outer walls of brick are 250 and 650 respectively, then the percentage of occupied dwellings with brick walls in each of these LGAs is $(250/1000) \times 100 = 25\%$ and $(650/800) \times 100 = 81.2\%$ respectively. The difference between these estimated percentages is therefore 56.2%. The calculation of the standard error of this difference requires the standard error of each of the percentages to be calculated. The relative standard errors on each of the estimates of numbers (1000, 800, 250 and 650) can be derived from GRAPH 1 LINE D. Using the formula given in the previous Section, the relative standard errors on each of the percentages are:

$$\sqrt{6.0^2 - 3.0^2} = 5.2\% \quad \text{and} \quad \sqrt{3.7^2 - 3.3^2} = 1.7\%.$$

The standard errors on each of the percentages are

$$5.2 \times 25/100 = 1.3 \quad \text{and} \quad 1.7 \times 81.2/100 = 1.4.$$

Finally, the standard error on the difference is

$$\sqrt{1.3^2 + 1.4^2} = 1.9 \text{ percentage points.}$$

Therefore, there are nineteen chances in twenty that the difference between the percentage of occupied dwellings with brick walls in the different LGAs will be within the range $56.2 \pm (2 \times 1.9)$ or 52.4 to 60.0%.

Table 1. Relative Standard Errors of Dwelling and Person Estimates

	<i>Estimate</i>											
	2	5	10	15	20	30	40	50	75	100	500	1000
A-LINE	80	53	38	32	28	23	20	18	15	13	6.4	4.7
B-LINE	62	39	27	22	19	15	13	12	9.6	8.3	3.6	2.5
D-LINE	70	44	31	25	22	18	15	14	11	9.6	4.2	3

Table 2. Relative Standard Errors on Percentages or Proportions**Table 2A. Clustered Person Topics (A LINE)**

	<i>Percentage</i>						
	15	20	30	45	60	75	
<i>Denominator</i>							
50	40	34	26	19	14	10	10
100	29	25	19	14	10	7.3	7.3
200	21	18	14	10	7.5	5.3	5.3
500	14	12	9.1	6.7	5.0	3.5	3.5
750	11	9.8	7.6	5.5	4.1	2.9	2.9
1000	10	8.6	6.6	4.9	3.6	2.6	2.6

Table 2B. Unclustered Person Topics (B LINE)

	<i>Percentage</i>						
	15	20	30	45	60	75	
<i>Denominator</i>							
50	29	24	19	13	9.9	7.0	7.0
100	20	17	13	9.4	6.9	4.9	4.9
200	14	12	9.1	6.6	4.8	3.4	3.4
500	8.9	7.5	5.7	4.1	3.0	2.1	2.1
750	7.3	6.1	4.6	3.3	2.5	1.7	1.7
1000	6.3	5.2	4.0	2.9	2.1	1.5	1.5

**Table 2C. Numerator – Clustered Person Topics (A LINE)
Denominator – Unclustered Person Topics (B LINE)**

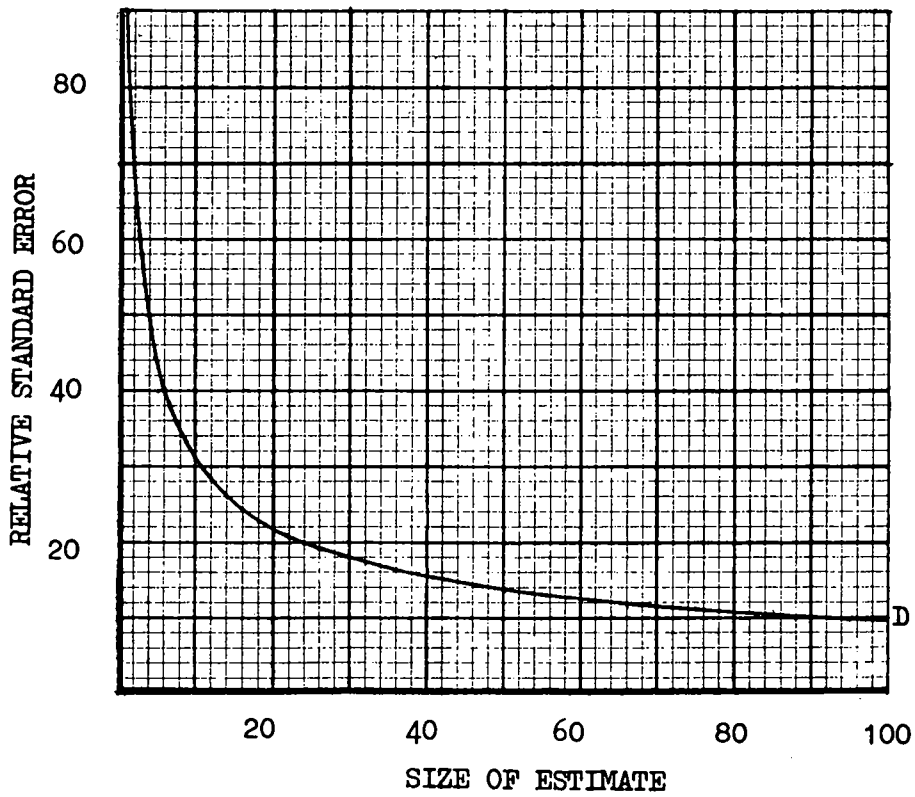
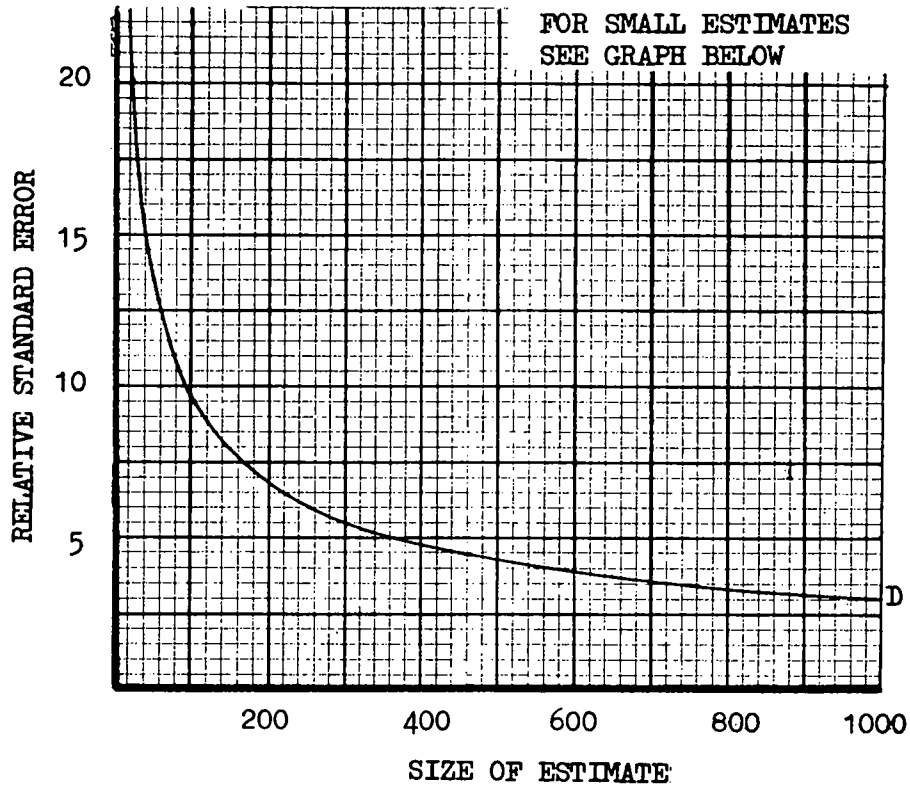
	<i>Percentage</i>						
	15	20	30	45	60	75	
<i>Denominator</i>							
50	42	36	29	24	20	17	17
100	31	27	22	17	15	13	13
200	23	19	16	13	11	9.5	9.5
500	15	13	11	8.5	7.3	6.4	6.4
750	12	11	8.8	7.1	6.1	5.3	5.3
1000	11	9.5	7.7	6.3	5.3	4.7	4.7

Table 2D. Dwelling Topics (D LINE)

	<i>Percentage</i>						
	15	20	30	45	60	75	
<i>Denominator</i>							
50	33	28	21	15	11	7.9	7.9
100	23	19	15	11	7.9	5.6	5.6
200	16	14	10	7.5	5.5	3.9	3.9
500	10	8.6	6.5	4.7	3.5	2.5	2.5
750	8.3	7.0	5.3	3.8	2.8	2.0	2.0
1000	7.2	6.0	4.6	3.3	2.4	1.7	1.7

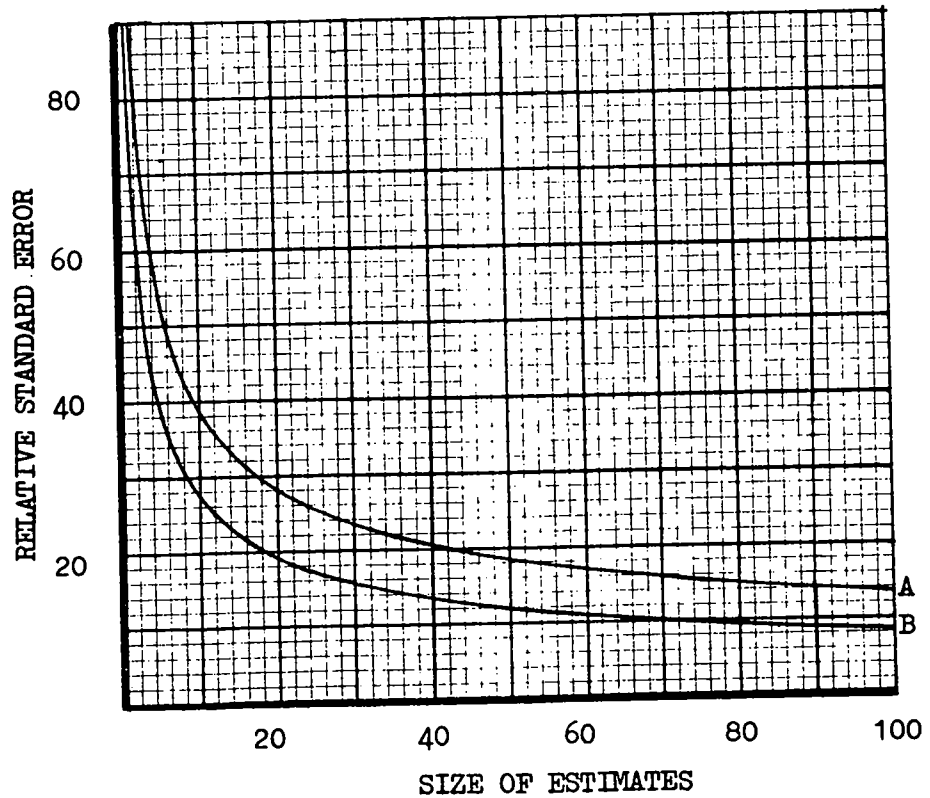
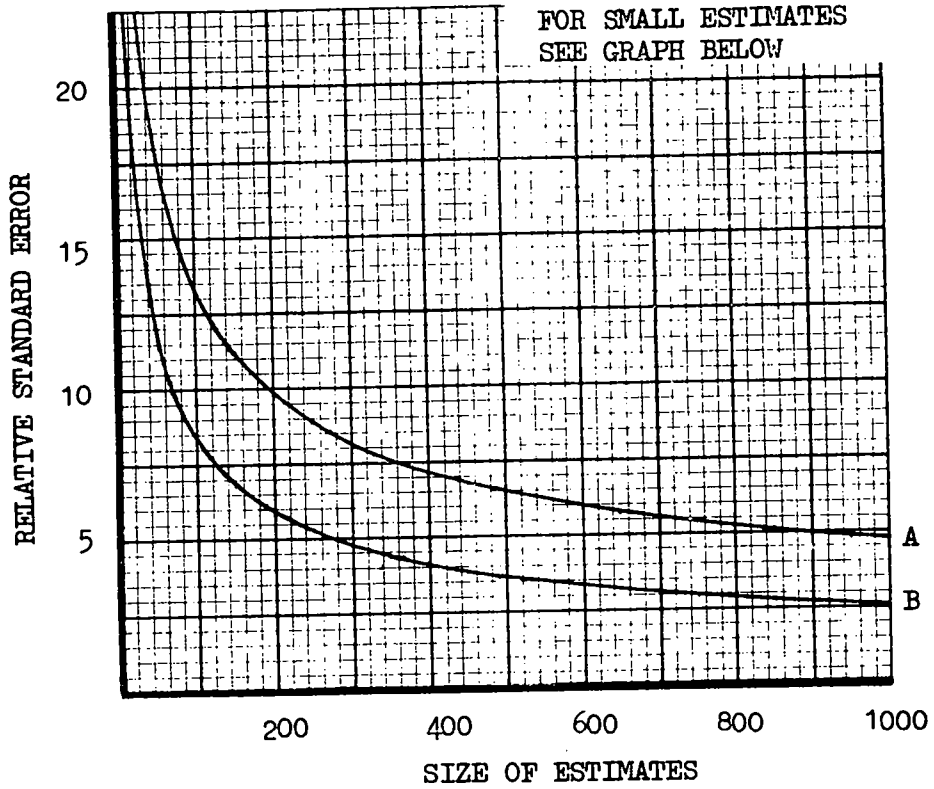
RELATIVE STANDARD ERRORS FOR DWELLING TOPICS

GRAPH 1



RELATIVE STANDARD ERRORS FOR PERSON TOPICS

GRAPH 2



APPENDIX C

POPULATION

1. Write this person's name.

First or given name

Surname

- For unnamed baby, write "Baby" and surname.

2. Sex:

Male

- Tick the appropriate box.

or

Female

3. Write this person's age in years and completed months.

- If age is less than 1 year write "O" years and number of completed months.

years

months

4. Relationship:

- If this person is living in a private dwelling show whether he/she is related to the head of the household or Person 1 as shown on the Householder's Schedule, e.g. husband, wife, defacto spouse, mother, son, daughter, son-in-law, brother, sister, grandson, grand-daughter, uncle, nephew.
- If not related to the head of the household or Person 1 write whether boarder, visitor, co-tenant, etc.
- If living in a non private dwelling write whether hotel guest, patient, prisoner, employee, etc.

5. What is this person's marital status?

- Tick one box only.

Never married 1Married 2Married but permanently separated 3Divorced 4Widowed 5

Note: • "Usual residence" is that address at which a person has lived for the last 6 months or intends to live for any period of 6 months or more.
 • In question 6 any person who now has no usual residence should tick box 1 and go to question 7.
 • In questions 7 and 8 any person who did not have a usual residence on 30 June 1975 or 1971 should give the address at which they were then living.

6. Where does this person usually live?

This address 1 → **Go to question 7**Elsewhere 2

State full address of usual residence.

- If usual residence is overseas write only name of country of usual residence and then go to Question 7

Number and street

Suburb, town or locality

Name of local council

State Postcode

7. Where was this person's usual residence one year ago (i.e. at 30 June 1975)?

Same as in question 6 1 → **Go to question 8**Elsewhere 2

State full address of usual residence one year ago.

- If overseas write "O" instead of address; if this person is less than 1 year old, write "N/A".

Number and street

Suburb, town or locality

Name of local council

State Postcode

8. Where was this person's usual residence five years ago (i.e. at 30 June 1971)?

Same as in question 6 1 → **Go to question 9**Same as in question 7 2Elsewhere 3

State full address of usual residence five years ago.

- If overseas write "O" instead of address; if this person is less than 5 years old, write "N/A"

Number and street

Suburb, town or locality

Name of local council

State Postcode

9. Write the country of birth of this person's father and mother.

Father

Mother

10. Where was this person born?

- If born in Australia write the State or Territory and go to question 13.

- If born overseas write the country and go to question 11.

Born in

11. Write the country of citizenship of this person.

- If naturalised, registered or granted Australian citizenship write "Australia".

- Other persons (whether of British nationality or not) should write their country of citizenship.

Citizen of

12. Is this person a resident of or visitor to Australia?

Resident → Give date of first arrival in Australia as a resident Month Year

or

Visitor → Give date of arrival in Australia on this visit Month Year

13. What is this person's religious denomination?

- If no religion write "None".

Religion

14. Has this person been away from home ON A HOLIDAY for a week or more since 30 June 1975?

Yes

or

No

15. Is this person handicapped by a SERIOUS long-term illness or physical or mental condition?

- If yes, tick appropriate boxes to show types of handicap.

- If not handicapped tick box 8.

- If no illnesses or conditions tick box 8.

In his or her education 1In getting or holding a job 2In getting about alone 3In doing housework 4In sporting or recreational activities 5In acts of daily living, e.g. dressing, bathing 6In other ways 7Not handicapped 8

16. Is this person's life insured with a life assurance company?

Yes

or

No

If this person is under 6 years old, answer question 17.

17. Is this child minded by someone other than his/her parent(s) for some part of each working day?

• Tick boxes which apply.

- Yes — at child-care centre (including child-minding centres, pre-schools, day care centres, creches, day nurseries, play groups)..... 1
- Yes — at home (not by child's parents)..... 2
- Yes — at another's home..... 3
- Yes — elsewhere..... 4
- No..... 5

18. What is this person's racial origin?

• If of mixed origin, indicate the one to which this person considers himself/herself to belong.

• Tick one box only.

- European origin..... 1
- Torres Strait Islander origin..... 3
- Aboriginal origin..... 2
- Other origin..... 4

State one only.....

IF THIS PERSON IS UNDER 5 YEARS OF AGE NO MORE QUESTIONS

ANSWER QUESTIONS 19 AND 20 IF THIS PERSON IS 5 YEARS OF AGE OR MORE

19. For this person tick boxes to show ALL languages regularly used.

- Include all languages regularly used whether at home, at work, at school, when shopping, etc.
- Remember: This person may use more than one language — tick each language used regularly.
- If an aboriginal tribal language is used, tick box 5 and write name of language.

- English..... 1
- German..... 4
- Italian..... 2
- Other..... 5
- Greek..... 3

Please list.....

20. Attendance at any educational institution:

- Tick appropriate box.
- Include if a school pupil, full-time, part-time or external student.
- An educational institution may be an infants, primary or secondary school, correspondence school, university, college of advanced education, technical college, etc.
- Tick box 3 if person not attending.

Is this person —

- Still attending school?..... 1
- Attending any other educational institution?..... 2
- Not attending?..... 3

Name of educational institution.....

Address.....

State.....

IF THIS PERSON IS UNDER 15 YEARS OF AGE NO MORE QUESTIONS

ANSWER THE REMAINING QUESTIONS IF THIS PERSON IS 15 YEARS OF AGE OR MORE.

21. Write the age at which this person left school.

- If this person did not go to school, tick box 1.
- If this person is still at school, tick box 2.

Age left school..... Years

- Did not go to school..... 1
- Still at school..... 2

22. Has this person obtained a trade or other qualification since leaving school?

• If still at school, tick box 3.

- 1 Yes
- 2 No
- 3 Still at school

State details of highest qualification:

Qualification name.....

Awarding institution.....

Field of study.....

Year obtained.....

23. Is this person licensed to ride a motor bike or motor scooter?

- Yes
- or
- No

24. Is this person licensed to drive a motor vehicle (other than motor bike or motor scooter)?

- Yes
- or
- No

25. Which of these payments are received?

- For this person, tick all boxes which apply.
- If no payments received, tick box 10.

• Do not count refunds from private or government medical funds.

- Superannuation or annuity..... 1
- War widow's pension..... 2
- Other war pension..... 3
- Repatriation service pension..... 4
- Age pension..... 5
- Invalid pension..... 6
- Widow's pension or Supporting mother's benefit..... 7
- Unemployment benefit..... 8
- Sickness or Special benefit..... 9
- None of these..... 10

26. Does this person pay into a retirement benefit scheme such as superannuation, provident fund or annuity?

- Yes
- or
- No

• Tick "yes" also if payments are made by employer.

27. Does this person usually work for wages, salary, payment or profit in a job, business, profession, or on a farm?

- Yes
- or
- No

28. If this person is a woman who has EVER been married, write the number of babies she has had from ALL her marriages.

- Include children she has adopted.
- Do not count still-births.
- If none, write "None".
- If never married write "N/A" and go to question 31.

Now living.....

Not now living.....

Total.....

29. If this person is a woman who is NOW married, write the length of her present marriage.

- If less than one year write "0".
- If not now married write "N/A" and go to question 31.

Number of years.....

30. If this person is a woman who is NOW married, write the number of babies she has had from her PRESENT marriage.

- Include children she has adopted.
- Do not count still-births.
- If none write "None".

Now living.....

Not now living.....

Total.....

31. For this person tick the appropriate box to show all income usually received each week from all sources.

- Count all income: e.g., include wages, salary, overtime, *child endowment*, pensions, superannuation, tips and gratuities, business or farm income (less expenses of operation), interest, scholarships.
- Do not deduct tax, superannuation, etc.
- If unable to estimate income on a weekly basis tick the appropriate box to show present income on an annual basis.

No income	<input type="checkbox"/>	1
Less than \$29 p.wk.	<input type="checkbox"/>	2
Less than \$1500 p.yr.	<input type="checkbox"/>	3
\$29 to \$39 p.wk.	<input type="checkbox"/>	4
\$1500 to \$2000 p.yr.	<input type="checkbox"/>	5
Over \$39 to \$58 p.wk.	<input type="checkbox"/>	6
Over \$2000 to \$3000 p.yr.	<input type="checkbox"/>	7
Over \$58 to \$77 p.wk.	<input type="checkbox"/>	8
Over \$3000 to \$4000 p.yr.	<input type="checkbox"/>	9
Over \$77 to \$96 p.wk.	<input type="checkbox"/>	10
Over \$4000 to \$5000 p.yr.	<input type="checkbox"/>	11
Over \$96 to \$115 p.wk.	<input type="checkbox"/>	12
Over \$5000 to \$6000 p.yr.	<input type="checkbox"/>	13
Over \$115 to \$135 p.wk.	<input type="checkbox"/>	14
Over \$6000 to \$7000 p.yr.	<input type="checkbox"/>	
Over \$135 to \$154 p.wk.	<input type="checkbox"/>	
Over \$7000 to \$8000 p.yr.	<input type="checkbox"/>	
Over \$154 to \$173 p.wk.	<input type="checkbox"/>	
Over \$8000 to \$9000 p.yr.	<input type="checkbox"/>	
Over \$173 to \$231 p.wk.	<input type="checkbox"/>	
Over \$9000 to \$12000 p.yr.	<input type="checkbox"/>	
Over \$231 to \$288 p.wk.	<input type="checkbox"/>	
Over \$12000 to \$15000 p.yr.	<input type="checkbox"/>	
Over \$288 to \$346 p.wk.	<input type="checkbox"/>	
Over \$15000 to \$18000 p.yr.	<input type="checkbox"/>	
Over \$346 p.wk.	<input type="checkbox"/>	
Over \$18000 p.yr.	<input type="checkbox"/>	

36. How many hours PER WEEK does this person usually work in the job or jobs held last week?

Main job hours per week

Other job(s) hours per week

37. In the main job held last week was this person—

- Tick one box only.

a wage or salary earner?	<input type="checkbox"/>	1
conducting own business but not employing others?	<input type="checkbox"/>	2
conducting own business and employing others?	<input type="checkbox"/>	3
a helper not receiving wages or salary?	<input type="checkbox"/>	4

38. In the main job held last week what was this person's occupation?

- Describe as fully as possible using two or more words (e.g. builder's labourer).
- Where possible, give award or government designation.
- If a member of the armed services, please state rank.

Occupation

39. For the main job held last week print employer's trading name and address of workplace.

- If self-employed print name of own business.
- If a teacher please print name of school.
- If a government employee please print full name of department.
- A person with no fixed place of work last week, e.g. taxi-driver, airline pilot, etc., print "N/A".

USE BLOCK LETTERS

Employer's (or own) trading name

Name of Division, Branch or Section (if any) in which this person worked

Address of workplace:

Number and street

Suburb or town

State Postcode

32. Did this person do any work at all LAST WEEK?

- Tick one box only.

Yes, worked for wages, salary, payment or profit	<input type="checkbox"/>	1	→ Go to question 36
Yes, but did unpaid work only	<input type="checkbox"/>	2	→ Go to question 33
Did not work	<input type="checkbox"/>	3	→ Go to question 33

If this person ticked boxes 2 or 3 in question 32, please answer questions 33 and 34 and 35.

33. Did this person have a full-time or part-time job, business, profession or farm of any kind LAST WEEK?

Yes, had a paid job, a business, a profession or farm last week (even if on holidays, sick, on strike, etc.)	<input type="checkbox"/>	1
Yes, helped without pay in a family business	<input type="checkbox"/>	2
Other unpaid job	<input type="checkbox"/>	3
Did not have any job, business, profession or farm last week	<input type="checkbox"/>	4

40. What kind of industry, business or service is carried out at that address? (i.e. the address given in reply to question 39)

- Use two or more words, e.g. dairy farming, road construction, retail grocery.

Kind of industry

34. Was this person temporarily laid off by their employer without pay for the WHOLE of last week?

Yes

or

No

41. How did this person get to work on Tuesday 29 June 1976?

- Tick boxes to show methods used.

Train	<input type="checkbox"/>	0	Motor bike or motor scooter	<input type="checkbox"/>	6
Bus	<input type="checkbox"/>	1	Bicycle	<input type="checkbox"/>	7
Ferry or tram	<input type="checkbox"/>	2	Worked at home	<input type="checkbox"/>	8
Taxi	<input type="checkbox"/>	3	Did not go to work	<input type="checkbox"/>	9
Car—as driver	<input type="checkbox"/>	4	Other	<input type="checkbox"/>	10
Car—as passenger	<input type="checkbox"/>	5			

35. Did this person look for work last week?

- Looking for work means being registered with the Commonwealth Employment Service, approaching a prospective employer, placing or answering advertisements, writing letters of application or awaiting the results of recent applications.

Yes, looking for first job	<input type="checkbox"/>	1
Yes, but not for first job	<input type="checkbox"/>	2
No	<input type="checkbox"/>	3

Please state

How does this person usually get to work?

IF THIS PERSON TICKED BOXES 3 OR 4 IN QUESTION 33 NO MORE QUESTIONS

DWELLINGS

1. Tick the box which best describes this dwelling.

- Tick one box only.
 - "Self-contained" means able to be completely closed off and with own cooking and bathing facilities.
- 1 A self-contained dwelling (e.g. separate house, semi-detached house, terrace house, self-contained flat, home unit, villa unit, town house)
 - 2 A non self-contained dwelling (e.g. non self-contained flat, bedsitting room, non self-contained part of a detached house)
 - 3 An improvised dwelling (e.g. shed, garage, humpy) occupied on a permanent or semi-permanent basis
 - 4 A mobile dwelling (e.g. caravan, houseboat, tent)
 - 5 None of these. Please describe

2. Is this dwelling joined to one or more other dwellings?

- Yes
or
 No → Go to question 3

How many dwelling units are there in the whole building?

- | | | | |
|---------------|----------------------------|------------------------|----------------------------|
| 2 units | <input type="checkbox"/> 1 | 6-8 units | <input type="checkbox"/> 5 |
| 3 units | <input type="checkbox"/> 2 | 9-16 units | <input type="checkbox"/> 6 |
| 4 units | <input type="checkbox"/> 3 | 17-32 units | <input type="checkbox"/> 7 |
| 5 units | <input type="checkbox"/> 4 | 33 or more units | <input type="checkbox"/> 8 |

3. Was this dwelling built after 30 June 1971?

- Yes or No

4. What is the material of the outer walls of this building?

- Tick one box only. If more than one, indicate main material.
- | | | | |
|--------------------------------|----------------------------|-----------------------|----------------------------|
| Brick, brick veneer | <input type="checkbox"/> 1 | Metal | <input type="checkbox"/> 5 |
| Stone | <input type="checkbox"/> 2 | Fibro, asbestos | <input type="checkbox"/> 6 |
| Concrete, concrete block | <input type="checkbox"/> 3 | Other | <input type="checkbox"/> 7 |
| Timber | <input type="checkbox"/> 4 | | |
- Please describe

5. What is the main source of water supply within this dwelling?

- Tick one box only.
- | | |
|---|----------------------------|
| Piped from mains | <input type="checkbox"/> 1 |
| Piped from rain water tank | <input type="checkbox"/> 2 |
| Piped from other source | <input type="checkbox"/> 3 |
| No piped water within this dwelling | <input type="checkbox"/> 4 |

6. What is the method of sewage disposal for this dwelling?

- | | |
|---|----------------------------|
| Flush toilet connected to public sewer | <input type="checkbox"/> 1 |
| Flush toilet connected to individual system, e.g. septic tank | <input type="checkbox"/> 2 |
| Sanitary pan collection | <input type="checkbox"/> 3 |
| Other | <input type="checkbox"/> 4 |

7. What fuel or power do you mostly use for the following household purposes?

- Tick one box in each of the four columns.
- | | Cooking | Lighting | Living room heating | Bathroom water heating |
|--------------------------|--------------------------|--------------------------|--------------------------|----------------------------|
| Coal, coke or briquettes | <input type="checkbox"/> | <input type="checkbox"/> | <input type="checkbox"/> | <input type="checkbox"/> 1 |
| Wood | <input type="checkbox"/> | <input type="checkbox"/> | <input type="checkbox"/> | <input type="checkbox"/> 2 |
| Electricity | <input type="checkbox"/> | <input type="checkbox"/> | <input type="checkbox"/> | <input type="checkbox"/> 3 |
| Gas — i) mains | <input type="checkbox"/> | <input type="checkbox"/> | <input type="checkbox"/> | <input type="checkbox"/> 4 |
| ii) bottled or L.P. | <input type="checkbox"/> | <input type="checkbox"/> | <input type="checkbox"/> | <input type="checkbox"/> 5 |
| Oil (including kerosene) | <input type="checkbox"/> | <input type="checkbox"/> | <input type="checkbox"/> | <input type="checkbox"/> 6 |
| Solar energy | <input type="checkbox"/> | <input type="checkbox"/> | <input type="checkbox"/> | <input type="checkbox"/> 7 |
| Other fuel | <input type="checkbox"/> | <input type="checkbox"/> | <input type="checkbox"/> | <input type="checkbox"/> 8 |
| No fuel used | <input type="checkbox"/> | <input type="checkbox"/> | <input type="checkbox"/> | <input type="checkbox"/> 9 |

8. How many registered motor vehicles owned or used by members of this household were garaged or parked at or near this dwelling for the night of 30 June 1976?

- Exclude motor bikes, motor scooters, tractors.
 - Include company vehicles kept at home.
- | | | | | |
|--------------------------|--------------------------|--------------------------|--------------------------|--------------------------|
| None | 1 | 2 | 3 | 4 or more |
| <input type="checkbox"/> | <input type="checkbox"/> | <input type="checkbox"/> | <input type="checkbox"/> | <input type="checkbox"/> |

9. Is this dwelling situated on a holding of a hectare (2½ acres) or more which is used mainly for agricultural or pastoral purposes?

- That is for any type of crop growing, animal or poultry farming.
- Yes or No

10. How many rooms are there in this dwelling?

- Write the number of each type of room.
- Count each room once only.
- Except for kitchens and bathrooms, a room shared with another household should be counted only by the principal householder.
- Do not count toilets, pantries, laundries, storerooms, halls or corridors.

Type of Room:	Number
Bedroom(s)	
Permanently enclosed sleepout(s)	
Bedsitting room	
Combined lounge/dining room	
Dining room	
Lounge	
Kitchen — used only by this household	
Kitchen — shared with another household	
Bathroom — used only by this household	
Bathroom — shared with another household	
Family room	
Study	
Business office	
Other rooms	

11. Do you or any usual member of this household pay rent for this dwelling?

- If instalment payments are made under purchase contracts, mortgage agreements, etc. do not regard as rented; such payments should be shown in question 12.

- Yes
or
 No → Go to question 12

To whom is the rent paid?

- | | |
|--------------------------------------|----------------------------|
| South Australian Housing Trust | <input type="checkbox"/> 1 |
| Employer | <input type="checkbox"/> 2 |
| Other | <input type="checkbox"/> 3 |

What is the weekly rent?

- Include the weekly equivalent of any rates payable separately by this household, e.g. sanitation, garbage, water rates (other than excess water).
- \$ c

Is this dwelling rented furnished or unfurnished?

- Furnished Unfurnished → No more questions

12. Is this dwelling owned (or being purchased) by you or any usual member of this household?

- Yes
or
 No → No more questions

Is there a mortgage (or contract of sale) on this dwelling?

- Yes — one only
 Yes — more than one
 No → No more questions

Who holds the mortgages (or contracts of sale) on this dwelling?

	First mortgage (tick one box only)	Second and other mortgages (tick boxes which apply)
Trading bank	<input type="checkbox"/>	<input type="checkbox"/> 1
Savings bank	<input type="checkbox"/>	<input type="checkbox"/> 2
Building society	<input type="checkbox"/>	<input type="checkbox"/> 3
Life assurance company	<input type="checkbox"/>	<input type="checkbox"/> 4
Solicitor's trust fund	<input type="checkbox"/>	<input type="checkbox"/> 5
Employer	<input type="checkbox"/>	<input type="checkbox"/> 6
Finance company	<input type="checkbox"/>	<input type="checkbox"/> 7
South Australian Housing Trust	<input type="checkbox"/>	<input type="checkbox"/> 8
Local government body	<input type="checkbox"/>	<input type="checkbox"/> 9
State or Australian government	<input type="checkbox"/>	<input type="checkbox"/> 10
Defence or war service homes	<input type="checkbox"/>	<input type="checkbox"/> 11
Private lender or other source	<input type="checkbox"/>	<input type="checkbox"/> 12

What monthly payment (or average monthly payment) is made on —

- (i) The first mortgage (or contract of sale)? \$
- (ii) The second and other mortgages (or contracts of sale)? \$

HAVE YOU MISSED ANY PAGES OR QUESTIONS?

Please check

- that everyone, including babies, who spent Census Night in this household has been included on this form
- that all questions have been answered as required for each person. It is very easy to forget to tick a box or leave out information because you don't think the question applies. You should answer every question except where instructions tell you otherwise
- that the dwelling questions have been answered
- that the front page has been signed



For Collector's Use Only

1. Tick the box which best describes the structure in which this dwelling is contained—

0	1	2	3	4	5	6	7	8
Separate house	Semi-detached house	Terrace house	Mobile dwelling	Improvised dwelling	Block of flats or home units of up to and including 3 storeys	Block of flats or home units above 3 storeys	Group of villa units or town houses	Dwelling and non dwelling combined
EACH ON A SEPARATE BLOCK OF LAND								

2. How many dwelling units are there in the whole building?.....

3. If dwelling unit is unoccupied, the reason for being unoccupied—

- | | |
|---|--|
| <input type="checkbox"/> 1 For sale | <input type="checkbox"/> 5 Holiday home |
| <input type="checkbox"/> 2 To let (other than holiday home) | <input type="checkbox"/> 6 Condemned or awaiting demolition |
| <input type="checkbox"/> 3 Newly completed and awaiting occupancy | <input type="checkbox"/> 7 Usual resident temporarily absent |
| <input type="checkbox"/> 4 Vacant for repairs or alterations | <input type="checkbox"/> 8 Other |
- Specify

Total persons in household i.e. listed on page 1 and on any extra Personal Slips issued.	Males	Females	Persons

APPENDIX D
INQUIRIES

State or Territory	For Personal Inquiries –	Telephone	For Written Inquiries –
NEW SOUTH WALES	Census Liaison Officer Population Census Subsection Level 5 St Andrews House Sydney Square SYDNEY	(02) 236.6111	Deputy Commonwealth Statistician (Attention : Supervisor Demography Section) Box 796, G.P.O. SYDNEY. N.S.W. 2001
VICTORIA	Supervisor, Demography Section Commonwealth Bank Building Cnr Flinders and Elizabeth Streets MELBOURNE.	(03) 652.6211	Deputy Commonwealth Statistician (Attention : Supervisor Demography Section) Box 2796Y, G.P.O. MELBOURNE. VIC. 3001
QUEENSLAND	Supervisor, Social and Demography 345 Ann Street BRISBANE.	(07) 33.5606	Deputy Commonwealth Statistician (Attention : Supervisor, Social and Demography Section) 345 Ann Street BRISBANE. QLD 4000
SOUTH AUSTRALIA	Information Officer Prudential Building 195 North Terrace ADELAIDE.	(08) 228.9439	Deputy Commonwealth Statistician (Attention : Information Officer) Box 2272, G.P.O. ADELAIDE. S.A. 5001
WESTERN AUSTRALIA	Census Liaison Officer 1-3 St George's Terrace PERTH.	(09) 323.5285	Deputy Commonwealth Statistician (Attention : Census Liaison Officer) 1-3 St George's Terrace PERTH. W.A. 6000
TASMANIA	Census Liaison Officer 188 Collins Street HOBART.	(002) 20.4437	Deputy Commonwealth Statistician (Attention : Census Liaison Officer) Box 66A, G.P.O. HOBART. TAS. 7001
NORTHERN TERRITORY	Census Liaison Officer 7th Floor, M.L.C. Building 81 Smith Street DARWIN.	(089) 80.2612	The Statistician, Northern Territory (Attention : Census Liaison Officer) Box 3796 P.O. DARWIN. N.T. 5794
AUSTRALIAN CAPITAL TERRITORY	Assistant Supervisor User Contact and Dissemination Population Census Branch Wing 4, Level Gb Cameron Offices BELCONNEN.	(062) 52.6006	Australian Statistician (Attention : Population Census Branch) Box 10, P.O. BELCONNEN. A.C.T. 2616