

From: [REDACTED]
To: [REDACTED]
Date: 18/12/2015 05:10 PM
Subject: ABS Enterprise Agreement 2015 Employee Ballot Result

Dear [REDACTED]

The result of the ABS Enterprise Agreement 2015 Employee Ballot was as follows:-

From the 3,087 employees finally listed on the roll of eligible voters :-

1,100 voted YES i.e. to accept the proposed Agreement (35.63% of roll and 43.15% of voters).

1,449 voted NO i.e. to reject the proposed Agreement (46.94% of roll and 56.85% of voters).

2,549 employees (82.57%) registered a vote.

We will send the full Returning Officer's report including the formal Declaration of Result to you via email on Monday morning.

Please let me know if you require any further information in advance of the report .

Regards,

[REDACTED]

Australian Election Company



[REDACTED]

From: [REDACTED]
To: [REDACTED]
Date: 21/12/2015 09:03 AM
Subject: ABS Enterprise Agreement 2015 Employee Ballot - Returning Officer's report

Dear [REDACTED]

As foreshadowed, attached is our Returning Officer's report on the ABS Enterprise Agreement 2015 Employee Ballot.

Please do not hesitate to contact us if you have any queries about the content .

We genuinely appreciate the opportunity of being able to work with the Australian Bureau of Statistics on this occasion and hope that we may be of further professional assistance in the future.

Regards,

[REDACTED]

Australian Election Company



[REDACTED]

The Result

The formal overall Result of the Ballot is shown below.

YES (for acceptance of the proposed ABS ENTERPRISE AGREEMENT 2015)	1,100
NO (for rejection of the proposed ABS ENTERPRISE AGREEMENT 2015)	1,449
Total Ballots Counted	2,549
Total Eligible Voters	3,087
Total % “YES” Vote to number of Voters	43.15%
Total % “NO” Vote to number of Voters	56.85%
Total % “YES” Vote to number of Eligible Employees	35.63%
Total % “NO” Vote to number of Eligible Employees	46.94%
Total % Voters to number of Eligible Employees	82.57%

Individual State/Territory figures are provided in Appendix “C” of this Report.

APPENDIX "A" –

DECLARATION OF RESULT

ABS ENTERPRISE AGREEMENT 2015

Employee Ballot

The final Result of Count conducted in respect of the proposed
ABS ENTERPRISE AGREEMENT 2015.

YES (for acceptance of the proposed Agreement)	1,100
NO (for rejection of the proposed Agreement)	1,449
Total Ballots Counted	2,549
Total Eligible Employees	3,087
Total % "YES" Vote to number of Voters	43.15%
Total % "NO" Vote to number of Voters	56.85%
Total % "YES" Vote to number of Eligible Employees	35.63%
Total % "NO" Vote to number of Eligible Employees	46.94%
Total % Voters to number of Eligible Employees	82.57%

APPENDIX "C" - Result by State/Territory

ABS ENTERPRISE AGREEMENT 2015
EMPLOYEE BALLOT RESULT BY STATE/TERRITORY

State/ Territory	Eligible Employees	"Yes" Votes	"No" Votes	Total Votes	"Yes" %	"No" %	Employee % Voted
ACT	1335	484	609	1,093	44.28	55.72	81.87
NSW	443	155	204	359	43.18	56.82	81.04
NT	48	18	21	39	46.15	53.85	81.25
QLD	239	82	119	201	40.80	59.20	84.10
SA	223	72	122	194	37.11	62.89	87.00
TAS	164	55	63	118	46.61	53.39	71.95
VIC	393	144	205	349	41.26	58.74	88.80
WA	242	90	106	196	45.92	54.08	80.99
TOTAL	3,087	1,100	1,449	2,549	43.15	56.85	82.57

From: [REDACTED]
 To: [REDACTED]
 Date: 11/03/2016 03:22 PM
 Subject: Re: ABS Interviewers Enterprise Agreement 2016 Employee Ballot Result

Dear [REDACTED]

As foreshadowed, the dissection of the ABS Interviewers Enterprise Agreement 2016 Employee Ballot Result by State is as follows:-

**ABS INTERVIEWERS
 ENTERPRISE AGREEMENT 2016
 EMPLOYEE BALLOT RESULT BY STATE/TERRITORY**


State/ Territory	Eligible Employees	"Yes" Votes	"No" Votes	Total Votes	"Yes" %	"No" %	Employee % Voted
ACT	21	3	16	19	15.79	84.21	90.48
NSW	97	17	66	83	20.48	79.52	85.57
NT	21	1	17	18	5.56	94.44	85.71
QLD	68	18	37	55	32.73	67.27	80.88
SA	56	9	40	49	18.37	81.63	87.50
TAS	26	3	20	23	13.04	86.96	88.46
VIC	82	15	52	67	22.39	77.61	81.71
WA	49	3	38	41	7.32	92.68	83.67
TOTAL	420	69	286	355	19.44	80.56	84.52

A copy in MS Excel form is also attached.

Regards,



Australian Election Company



ABS State Result.xlsx

**ABS INTERVIEWERS
ENTERPRISE AGREEMENT 2016
EMPLOYEE BALLOT RESULT BY STATE/TERRITORY**

State/ Territory	Eligible Employees	"Yes" Votes	"No" Votes	Total Votes	"Yes" %	"No" %	Employee % Voted
ACT	21	3	16	19	15.79	84.21	90.48
NSW	97	17	66	83	20.48	79.52	85.57
NT	21	1	17	18	5.56	94.44	85.71
QLD	68	18	37	55	32.73	67.27	80.88
SA	56	9	40	49	18.37	81.63	87.50
TAS	26	3	20	23	13.04	86.96	88.46
VIC	82	15	52	67	22.39	77.61	81.71
WA	49	3	38	41	7.32	92.68	83.67
TOTAL	420	69	286	355	19.44	80.56	84.52

From: [REDACTED]
To: [REDACTED]
Date: 06/05/2016 04:07 PM
Subject: ABS Enterprise Agreement 2016 Employee Ballot Result

Dear [REDACTED]

The result of the ABS Enterprise Agreement 2016 Employee Ballot was as follows:-

From the 3,380 employees finally listed on the roll of eligible voters :-

1,531 voted YES i.e. to accept the proposed Agreement (45.30% of roll and 54.74% of voters).


1,266 voted NO i.e. to reject the proposed Agreement (37.46% of roll and 45.26% of voters).

2,797 employees (82.75%) registered a vote.


We will finalize and send the full Returning Officer 's report including the formal Declaration of Result to you via email later today .

Please let me know if you require any further information in advance of the report .

Regards,



Australian Election Company




From: [REDACTED]
To: [REDACTED]
Date: 06/05/2016 04:50 PM
Subject: ABS Enterprise Agreement 2016 Employee Ballot - Returning Officer's Report

Dear [REDACTED]

Attached is our Returning Officer's report on the ABS Enterprise Agreement 2016 Employee Ballot. Please do not hesitate to contact us if you have any queries on the content .

Once again, we genuinely appreciate the opportunity of being able to work with the Bureau and your staff on this occasion and hope that we may be of further professional assistance in the future.

Regards,



Australian Election Company



The Result

The formal overall Result of the Ballot is shown below.

YES (for acceptance of the proposed ABS ENTERPRISE AGREEMENT 2016)	1,531
NO (for rejection of the proposed ABS ENTERPRISE AGREEMENT 2016)	1,266
Total Ballots Counted	2,797
Total Eligible Voters	3,380
Total % “YES” Vote to number of Voters	54.74%
Total % “NO” Vote to number of Voters	45.26%
Total % “YES” Vote to number of Eligible Employees	45.30%
Total % “NO” Vote to number of Eligible Employees	37.46%
Total % Voters to number of Eligible Employees	82.75%

Individual State/Territory figures are provided in Appendix “C” of this Report.



APPENDIX “A” –


DECLARATION OF RESULT

ABS ENTERPRISE AGREEMENT 2016

Employee Ballot

The final Result of Count conducted in respect of the proposed
ABS ENTERPRISE AGREEMENT 2016.

YES (for acceptance of the proposed Agreement)	1,531
NO (for rejection of the proposed Agreement)	1,266
Total Ballots Counted	2,797
Total Eligible Employees	3,380
Total % “YES” Vote to number of Voters	54.74%
Total % “NO” Vote to number of Voters	45.26%
Total % “YES” Vote to number of Eligible Employees	45.30%
Total % “NO” Vote to number of Eligible Employees	37.46%
Total % Voters to number of Eligible Employees	82.75%



APPENDIX "C" - Result by State/Territory

ABS ENTERPRISE AGREEMENT 2016
EMPLOYEE BALLOT RESULT BY STATE/TERRITORY

State/ Territory	Eligible Employees	"Yes" Votes	"No" Votes	Total Votes	"Yes" %	"No" %	Employee % Voted
ACT	1415	686	491	1,177	58.28	41.72	83.18
NSW	478	215	152	367	58.58	41.42	76.78
NT	63	25	25	50	50.00	50.00	79.37
QLD	267	139	81	220	63.18	36.82	82.40
SA	251	92	127	219	42.01	57.99	87.25
TAS	152	69	59	128	53.91	46.09	84.21
VIC	507	210	220	430	48.84	51.16	84.81
WA	247	95	111	206	46.12	53.88	83.40
TOTAL	3,380	1,531	1,266	2,797	54.74	45.26	82.75

From: [REDACTED]
To: [REDACTED]
Date: 11/03/2016 03:05 PM
Subject: ABS Interviewers Enterprise Agreement 2016 Employee Ballot Result

Dear [REDACTED],

The result of the ABS Interviewers Enterprise Agreement 2016 Employee Ballot was as follows:-

From the 420 employees on the roll of eligible voters :-

69 voted YES i.e. to accept the proposed Agreement (16.43% of roll and 19.44% of voters).
286 voted NO i.e. to reject the proposed Agreement (68.10% of roll and 80.56% of voters).

355 employees (84.52%) registered a vote.

We will prepare and send the State dissection of the result to you shortly .
The full Returning Officer's report will probably not be able to be finalised and submitted until Monday morning.

Please let me know if you require any further information in advance of the Report .

Regards,

[REDACTED]

Australian Election Company



[REDACTED]

From: [REDACTED]
To: [REDACTED]
Date: 16/12/2016 03:36 PM
Subject: Australian Bureau of Statistics Interviewers Enterprise Agreement 2016 Employee Ballot Result

Dear [REDACTED]

The result of the Australian Bureau of Statistics Interviewers Enterprise Agreement 2016 Employee Ballot was as follows:-

From the 459 employees on the roll of eligible voters :-


111 voted YES i.e. to accept the proposed Agreement (24.18% of roll and 29.60% of voters).
264 voted NO i.e. to reject the proposed Agreement (57.52% of roll and 70.40% of voters).

375 employees (81.70%) registered a vote.


We will prepare and send the full Returning Officer's report to you asap but it may not be until Monday morning.

Please let me know if you require any further information in advance of the report .

Regards,



Australian Election Company



From: [REDACTED]
To: [REDACTED]
Date: 16/12/2016 05:40 PM
Subject: Australian Bureau of Statistics Interviewers Enterprise Agreement 2016 Employee Ballot Result

Dear [REDACTED]

As foreshadowed, please find attached our Returning Officer's report for the Australian Bureau of Statistics Interviewers Enterprise Agreement 2016 Employee Ballot. Please do not hesitate to contact us if you have any queries on the content .

We genuinely appreciate the opportunity of again being able to work with the Bureau and your team and hope that we may be of further assistance in the future .

Regards,

[REDACTED]

Australian Election Company



[REDACTED]

The Result

The formal overall Result of the Ballot is shown below.

YES (for acceptance of the proposed AUSTRALIAN BUREAU OF STATISTICS INTERVIEWERS ENTERPRISE AGREEMENT 2016)	111
NO (for rejection of the proposed AUSTRALIAN BUREAU OF STATISTICS INTERVIEWERS ENTERPRISE AGREEMENT 2016)	264
Total Ballots Counted	375
Total Eligible Voters	459
Total % “YES” Vote to number of Voters	29.60%
Total % “NO” Vote to number of Voters	70.40%
Total % “YES” Vote to number of Eligible Employees	24.18%
Total % “NO” Vote to number of Eligible Employees	57.52%
Total % Voters to number of Eligible Employees	81.70%

Individual State/Territory figures are provided in Appendix “C” of this Report.



APPENDIX “A” –


DECLARATION OF RESULT

AUSTRALIAN BUREAU OF STATISTICS INTERVIEWERS ENTERPRISE AGREEMENT 2016

Employee Ballot

The final Result of Count conducted in respect of the proposed
AUSTRALIAN BUREAU OF STATISTICS INTERVIEWERS
ENTERPRISE AGREEMENT 2016.

YES (for acceptance of the proposed Agreement)	111
NO (for rejection of the proposed Agreement)	264
Total Ballots Counted	375
Total Eligible Employees	459
Total % “YES” Vote to number of Voters	29.60%
Total % “NO” Vote to number of Voters	70.40%
Total % “YES” Vote to number of Eligible Employees	24.18%
Total % “NO” Vote to number of Eligible Employees	57.52%
Total % Voters to number of Eligible Employees	81.70%



APPENDIX "C" - Result by State/Territory

**AUSTRALIAN BUREAU OF STATISTICS
INTERVIEWERS
ENTERPRISE AGREEMENT 2016**

EMPLOYEE BALLOT RESULT BY STATE/TERRITORY

State/ Territory	Eligible Employees	"Yes" Votes	"No" Votes	Total Votes	"Yes" %	"No" %	Employee % Voted
ACT	22	3	12	15	20.00	80.00	68.18
NSW	106	27	68	95	28.42	71.58	89.62
NT	21	8	9	17	47.06	52.94	80.95
QLD	72	26	27	53	49.06	50.94	73.61
SA	59	7	43	50	14.00	86.00	84.75
TAS	34	11	17	28	39.29	60.71	82.35
VIC	89	18	58	76	23.68	76.32	85.39
WA	56	11	30	41	26.83	73.17	73.21
TOTAL	459	111	264	375	29.60	70.40	81.70