



# 2022 Survey of Disability, Ageing and Carers

What we learned about children  
and young people with disability

Easy Read version



# How to use this fact sheet



We are the Australian Bureau of Statistics (ABS).

We wrote this fact sheet.

**Bold**  
Not bold

We wrote some words in **bold**.

We explain what these words mean.

There is also a list of these words on page **12**.



You can ask someone you trust for support to:

- read this fact sheet
- find more information.



This is an Easy Read summary of another fact sheet.

It only includes the most important ideas.



You can find the other fact sheet on our website.

[www.abs.gov.au/articles/children-and-young-people-disability-2022](https://www.abs.gov.au/articles/children-and-young-people-disability-2022)



We also wrote a plain language version of the other fact sheet.

You can find it on our website.

[www.abs.gov.au/articles/children-and-young-people-disability-2022/children-and-young-people-disability-2022-key-findings-plain-language](https://www.abs.gov.au/articles/children-and-young-people-disability-2022/children-and-young-people-disability-2022-key-findings-plain-language)

# About our survey



We ran a survey in 2022 called the Survey of Disability, Ageing and Carers.



It collected information about children and young people with disability.



The survey included children and young people who were:

- under 25 years old
- living private homes.




A private home can include:

- a house
- an apartment.




# What we learned

## The number of children and young people with disability



In 2022, we learned that **just over 12%** of children and young people had a disability.

This is **946,300** people.




In 2018, this was **just over 8%** of people.



In 2022, we learned that **11%** of people under 15 years old had a disability.

This is **520,000** people.




In 2018, this was **just under 8%** of people.



In 2022, we learned that **just under 14%** of people who were 15 to 24 years old had a disability.

This is **431,800** people.



In 2018, this was **over 9%** of people.

In 2022, we learned that:



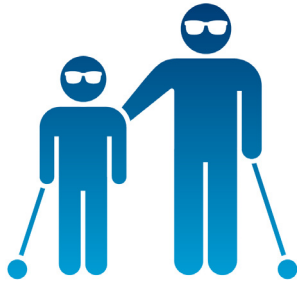
- **just under 14%** of children and young people who were male had a disability



- **over 10%** of children and young people who were female had a disability.



We also learned more about children with disability under 15 years old.



We learned that **over 37%** of people from this group had a parent with disability.

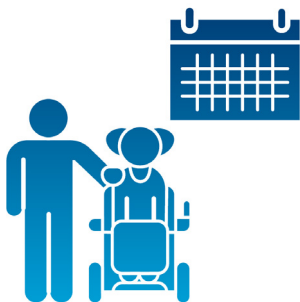
## Children and young people who needed extra support

In 2022, we learned that **6%** of children and young people had a:




- **severe disability** – when someone needs help some of the time

or



- **profound disability** – when someone needs help all of the time.



In 2018, this was **just over 4%** of people.




We also learned that **over 6%** of children and young people had a **learning and understanding disability**.



A learning and understanding disability can affect how you:

- learn new things
- solve problems
- focus
- remember things.




In 2018, this was **just over 4%** of people.





We also learned that **just under 68%** of children and young people needed support with at least one everyday activity.



For example, support with looking after themselves.



In 2022, we learned more about people who:

- were 5 to 20 years old
- went to school.



We learned that **just under 59%** of people from this group got extra support at school.

For example, they got extra lessons.

## Children and young people taking part in the community



In 2022, we learned more about children and young people who were 15 to 24 years old.



We learned that **just over 70%** of people from this group had seen friends or family who were not living in their home.




They had seen them:

- at least once a week
- over the past 3 months.

## Children and young people at work



In 2022, we learned that **over 46%** of people who were 15 to 24 years old had a job.



In 2018, this was **over 39%** of people.

# Word list

This list explains what the **bold** words in this document mean.



## **Learning and understanding disability**

A learning and understanding disability can affect how you:

- learn new things
- solve problems
- focus
- remember things.



## **Profound disability**

A profound disability is when someone needs help all of the time.



## **Severe disability**

A severe disability is when someone needs help some of the time.

## Contact us



You can send us an email.

[disability.statistics@abs.gov.au](mailto:disability.statistics@abs.gov.au)



You can call us.

**1300 135 070**



---

The Information Access Group created this Easy Read fact sheet using stock photography and custom images.

The images may not be reused without permission.

For any enquiries about the images, please visit

[www.informationaccessgroup.com](http://www.informationaccessgroup.com).

Quote job number 6151-B.



[www.abs.gov.au](http://www.abs.gov.au)