

# LABOUR FORCE

AUSTRALIA  
PRELIMINARY

EMBARGOED UNTIL 11:30AM THURS 14 MARCH 1996

## FEBRUARY KEY ESTIMATES

### TREND ESTIMATES

|                                   | Jan 96  | Feb 96  | monthly change |
|-----------------------------------|---------|---------|----------------|
| Employed persons (no. in '000s)   | 8 329.5 | 8 339.4 | 0.1 %          |
| Unemployed persons (no. in '000s) | 764.5   | 763.7   | -0.1 %         |
| Unemployment rate (%)             | 8.4     | 8.4     | 0.0 pts        |
| Participation rate (%)            | 63.9    | 63.8    | 0.0 pts        |

### SEASONALLY ADJUSTED

|                                   | Jan 96  | Feb 96  | monthly change |
|-----------------------------------|---------|---------|----------------|
| Employed persons (no. in '000s)   | 8 321.9 | 8 336.3 | 14.3           |
| Unemployed persons (no. in '000s) | 770.0   | 767.4   | -2.5           |
| Unemployment rate (%)             | 8.5     | 8.4     | 0.0 pts        |
| Participation rate (%)            | 63.8    | 63.8    | 0.0 pts        |

## FEBRUARY KEY POINTS

### TREND ESTIMATES

#### EMPLOYMENT

- has been rising since January 1993, to stand at 8,339,400 in February 1996. Full-time employment has been rising since September 1992, and now stands at 6,278,700.

#### UNEMPLOYMENT

- flat at 763,700 in February 1996, after rising slightly in the second half of 1995.

#### UNEMPLOYMENT RATE

- has been steady for the last ten months at 8.4%.

#### PARTICIPATION RATE

- actually fell by less than 0.1 pts but due to rounding stands at 63.8%.

### SEASONALLY ADJUSTED ESTIMATES

#### EMPLOYMENT

- rose by 14,300 to 8,336,300, with a rise of 21,000 to 2,061,400 in persons employed part time. Male part-time employment rose by 19,700 to 523,600, while female full-time employment fell by 10,800 to 2,046,900.

#### UNEMPLOYMENT

- relatively unchanged, at 767,400 in February 1996.

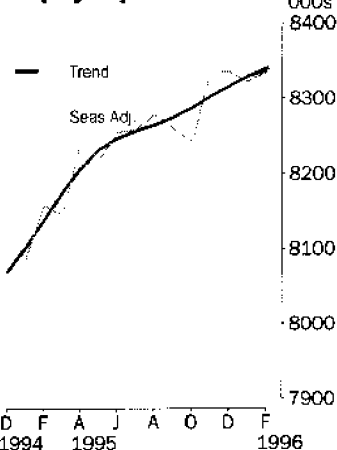
#### UNEMPLOYMENT RATE

- fell by less than 0.1 percentage points, but due to rounding stands at 8.4%.
- NSW 7.7% (7.8% last month); Vic. 9.1% (8.6%); Qld 8.8% (9.6%); SA 9.8% (9.3%); WA 7.9% (7.9%); Tas. 9.9% (9.8%).

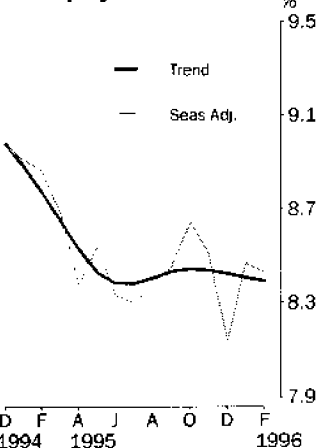
#### PARTICIPATION RATE

- steady at 63.8%. The rate for males rose to 74.1% and fell to 53.9% for female.

### Employed persons



### Unemployment rate



## INQUIRIES

- For further information about these and related statistics, contact Sylvia Sajler on 06 252 6525 or any ABS office.

# LABOUR FORCE NOTES

| FORTHCOMING ISSUES | <i>ISSUE</i> | <i>RELEASE DATE</i> |
|--------------------|--------------|---------------------|
|                    | March 1996   | 11 April 1996       |
|                    | April 1996   | 9 May 1996          |
|                    | May 1996     | 6 June 1996         |
|                    | June 1996    | 11 July 1996        |
|                    | July 1996    | 8 August 1996       |
|                    | August 1996  | 12 September 1996   |

\*\*\*\*\*

**CHANGES IN THIS ISSUE**      Seasonally adjusted and trend estimates have been revised following the annual reanalysis of seasonal factors. See paragraphs 11 to 14 of the Explanatory Notes for more information.

\*\*\*\*\*

**ROUNDING**      Estimates of monthly change shown on page 1 have been calculated using unrounded estimates, and may be different from, but are more accurate than, movements obtained from the rounded estimates. The graphs on page 1 also depict movements calculated from unrounded estimates.

\*\*\*\*\*

**SAMPLING ERRORS**      The estimates in this publication are based on a sample survey. Because the entire population is not enumerated, the published estimates and the movements derived from them are subject to sampling variability. Standard errors give a measure of this variability and appear on pages 30 and 31.

The 95% confidence intervals below provide another way of looking at the variability inherent in estimates from sample surveys. The interval bounded by the two limits is the 95% confidence interval. A 95% confidence interval indicates that we are 95% confident that the upper and lower limits enclose the true value of the estimate.

| <i>SEASONALLY ADJUSTED<br/>DATA SERIES</i> | <i>MOVEMENTS<br/>JANUARY 1996 TO FEBRUARY 1996</i> |                                |
|--|--|--------------------------------|
|  | <i>Monthly change</i>                              | <i>95% Confidence interval</i> |
| Total employment                           | +14 300  | -24 500 to 53 100              |
| Total unemployment                         | -2 500   | -19 100 to 14 100              |
| Unemployment rate                          | 0.0 pts  | -0.2 pts to 0.2 pts            |
| Participation rate                         | 0.0 pts  | -0.2 pts to 0.2 pts            |

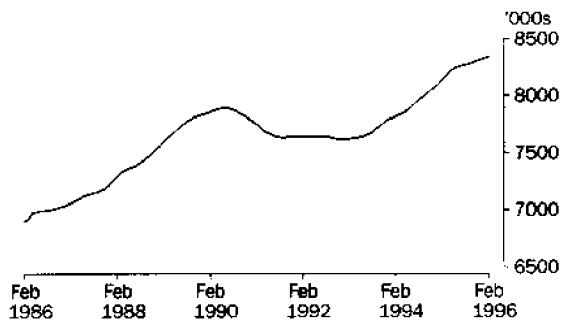
\*\*\*\*\*

W. McLennan  
Australian Statistician

# PRINCIPAL LABOUR FORCE SERIES: Trend estimates

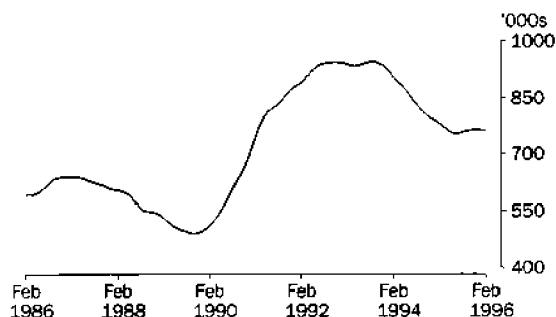
## EMPLOYED PERSONS

After reaching a peak of 7,894,000 in June 1990, trend estimates of employment fell to a low point of 7,617,200 in January 1993. Since then, trend estimates have been rising to stand at 8,339,400 in February 1996, 5.6% higher than the June 1990 peak.



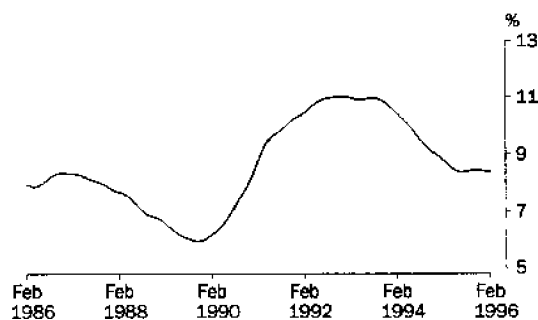
## UNEMPLOYED PERSONS

After reaching a peak of 946,800 in September 1993, trend estimates began to fall, reaching 754,600 in June 1995. Trend estimates then rose during the second half of 1995, but have since fallen slightly, to stand at 763,700 in February 1996.



## UNEMPLOYMENT RATE

Trend estimates of the unemployment rate peaked at 11.0% between August 1992 and February 1993, and again in mid 1993, before beginning to fall. In February 1996, the rate was 8.4%, unchanged since May 1995.



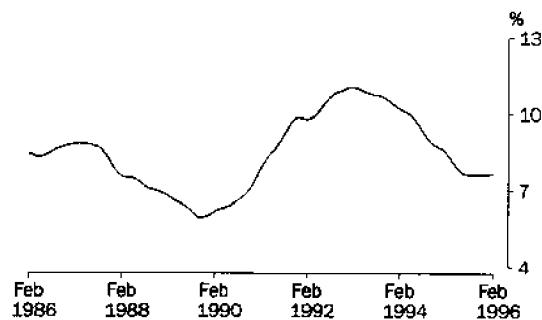
# STATES: Trend estimates

.....

## UNEMPLOYMENT RATE

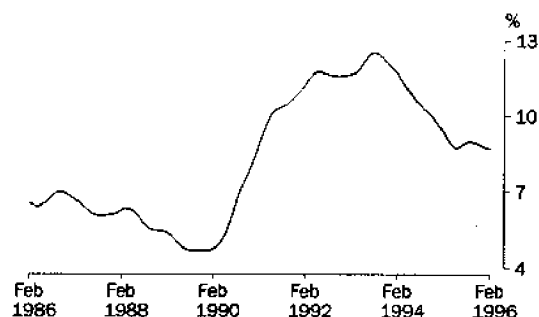
### NEW SOUTH WALES

The trend unemployment rate for New South Wales rose from 5.9% in October and November 1989 to a peak of 11.0% in December 1992 to March 1993. The trend estimate then began to fall, and in February 1996 was 7.6%, unchanged since July 1995 and the lowest rate of all States.



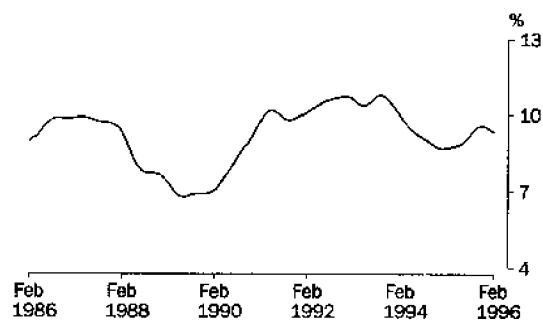
### VICTORIA

Trend estimates of the unemployment rate in Victoria rose from 4.7% in late 1989 and early 1990, to a peak of 12.5% in July and August 1993. The rate then began to fall, apart from rises between July and September 1995, and in February 1996 stood at 8.7%.



### QUEENSLAND

Trend estimates of the unemployment rate for Queensland rose to a peak of 10.8% in September 1993. The rate then fell to 8.7% in late 1994 and early 1995 before rising again to 9.6% in November 1995. The trend estimate has since fallen again, to 9.3% in February 1996.

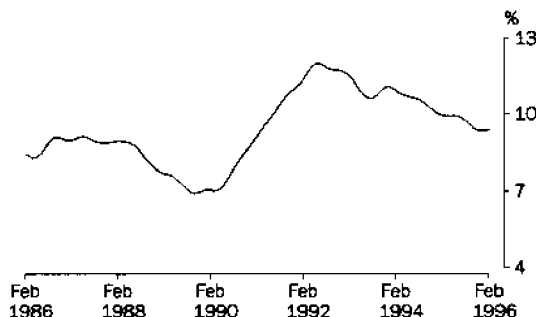


# STATES: Trend estimates

## UNEMPLOYMENT RATE

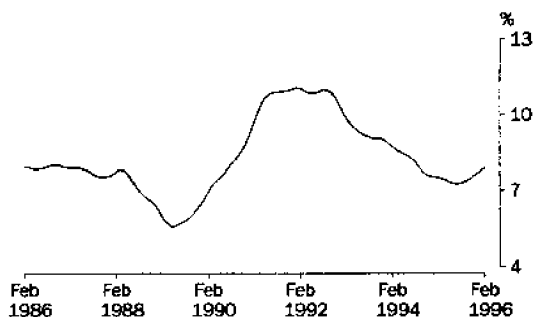
### SOUTH AUSTRALIA

The trend unemployment rate for South Australia rose rapidly from 6.9% in late 1989 to peak at 12.0% in May and June 1992. Apart from rises in late 1993, the trend estimate has been falling since mid 1992 and in February 1996 was steady at 9.4%.



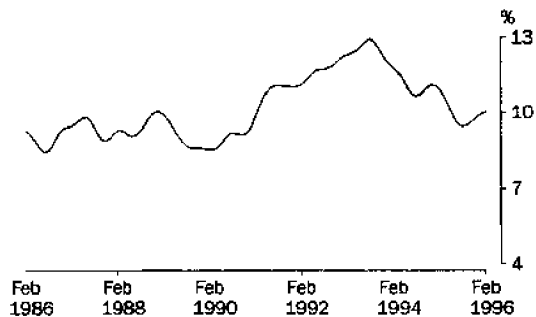
### WESTERN AUSTRALIA

For Western Australia, trend estimates of the unemployment rate rose from a low of 5.6% in April and May 1989 to peak at 11.1% in early 1992. After remaining at similar levels for the rest of 1992, the trend began to fall and by mid 1995 had reached 7.3%. The trend has since risen, to stand at 7.9% in February 1996.



### TASMANIA

Trend estimates of the unemployment rate for Tasmania fell from a peak of 12.9% in August 1993 to 10.6% in mid 1994. The trend then began to rise again, reaching 11.1% in December 1994 and January 1995. The trend then fell for most of the rest of 1995, but has risen again in recent months to stand at 10.0% in February 1996.



LABOUR FORCE STATUS (AGED 15 AND OVER): Original

| Month       | EMPLOYED.....               |                             |                         | UNEMPLOYED.....                      |                                      |                           |                       |                              |   |                         |                          |
|-------------|-----------------------------|-----------------------------|-------------------------|--------------------------------------|--------------------------------------|---------------------------|-----------------------|------------------------------|---|-------------------------|--------------------------|
|             | Employed full time<br>'000s | Employed part time<br>'000s | Total employed<br>'000s | Unemp. looking for f/t work<br>'000s | Unemp. looking for p/t work<br>'000s | Total unemployed<br>'000s | Labour force<br>'000s | Not in labour force<br>'000s | Civilian population aged 15 and over<br>'000s | Unemp-loyment rate<br>% | Partic-ipation rate<br>% |
| MALES       |                             |                             |                         |                                      |                                      |                           |                       |                              |   |                         |                          |
| <b>1994</b> |                             |                             |                         |                                      |                                      |                           |                       |                              |   |                         |                          |
| December    | 4 162.0                     | 510.3                       | 4 672.3                 | 418.5                                | 51.1                                 | 469.7                     | 5 142.0               | 1 758.2                      | 6 900.2                                       | 9.1                     | 74.5                     |
| <b>1995</b> |                             |                             |                         |                                      |                                      |                           |                       |                              |   |                         |                          |
| January     | 4 111.6                     | 484.2                       | 4 595.8                 | 454.8                                | 57.8                                 | 512.6                     | 5 108.4               | 1 800.8                      | 6 909.2                                       | 10.0                    | 73.9                     |
| February    | 4 165.9                     | 488.4                       | 4 654.3                 | 440.4                                | 60.2                                 | 500.6                     | 5 154.9               | 1 763.3                      | 6 918.2                                       | 9.7                     | 74.5                     |
| March       | 4 145.0                     | 519.3                       | 4 664.3                 | 404.6                                | 56.3                                 | 460.9                     | 5 125.2               | 1 802.0                      | 6 927.2                                       | 9.0                     | 74.0                     |
| April       | 4 165.8                     | 525.0                       | 4 690.7                 | 391.0                                | 48.0                                 | 439.0                     | 5 129.7               | 1 806.5                      | 6 936.2                                       | 8.6                     | 74.0                     |
| May         | 4 158.0                     | 515.1                       | 4 673.1                 | 403.0                                | 52.6                                 | 455.6                     | 5 128.7               | 1 816.5                      | 6 945.2                                       | 8.9                     | 73.8                     |
| June        | 4 169.1                     | 516.6                       | 4 685.8                 | 391.6                                | 45.7                                 | 437.3                     | 5 123.1               | 1 831.1                      | 6 954.2                                       | 8.5                     | 73.7                     |
| July        | 4 204.5                     | 499.7                       | 4 704.2                 | 383.1                                | 49.3                                 | 432.4                     | 5 136.6               | 1 825.4                      | 6 962.0                                       | 8.4                     | 73.8                     |
| August      | 4 151.8                     | 520.6                       | 4 672.5                 | 388.3                                | 45.7                                 | 434.0                     | 5 106.5               | 1 863.3                      | 6 969.8                                       | 8.5                     | 73.3                     |
| September   | 4 210.8                     | 523.4                       | 4 734.2                 | 400.8                                | 62.8                                 | 463.7                     | 5 197.8               | 1 779.8                      | 6 977.7                                       | 8.9                     | 74.5                     |
| October     | 4 175.7                     | 517.4                       | 4 693.1                 | 392.8                                | 49.1                                 | 441.8                     | 5 134.9               | 1 850.8                      | 6 985.7                                       | 8.6                     | 73.5                     |
| November    | 4 190.5                     | 527.2                       | 4 717.7                 | 388.1                                | 44.4                                 | 432.5                     | 5 150.2               | 1 843.7                      | 6 993.8                                       | 8.4                     | 73.6                     |
| December    | 4 272.4                     | 513.0                       | 4 785.4                 | 399.4                                | 49.8                                 | 449.3                     | 5 234.7               | 1 767.2                      | 7 001.9                                       | 8.6                     | 74.8                     |
| <b>1996</b> |                             |                             |                         |                                      |                                      |                           |                       |                              |   |                         |                          |
| January     | 4 208.0                     | 478.8                       | 4 686.9                 | 447.8                                | 59.1                                 | 506.9                     | 5 193.7               | 1 817.8                      | 7 011.6                                       | 9.8                     | 74.1                     |
| February    | 4 223.2                     | 502.7                       | 4 725.9                 | 437.4                                | 54.6                                 | 492.0                     | 5 217.9               | 1 803.2                      | 7 021.2                                       | 9.4                     | 74.3                     |
| FEMALES     |                             |                             |                         |                                      |                                      |                           |                       |                              |   |                         |                          |
| <b>1994</b> |                             |                             |                         |                                      |                                      |                           |                       |                              |   |                         |                          |
| December    | 2 017.1                     | 1 466.8                     | 3 483.9                 | 234.9                                | 103.0                                | 337.9                     | 3 821.8               | 3 297.0                      | 7 118.9                                       | 8.8                     | 53.7                     |
| <b>1995</b> |                             |                             |                         |                                      |                                      |                           |                       |                              |   |                         |                          |
| January     | 1 969.9                     | 1 387.8                     | 3 357.6                 | 244.9                                | 96.2                                 | 341.1                     | 3 698.7               | 3 428.6                      | 7 127.3                                       | 9.2                     | 51.9                     |
| February    | 1 993.6                     | 1 442.2                     | 3 435.9                 | 260.8                                | 124.8                                | 385.6                     | 3 821.4               | 3 314.3                      | 7 135.7                                       | 10.1                    | 53.6                     |
| March       | 1 982.4                     | 1 517.9                     | 3 500.3                 | 231.3                                | 123.5                                | 354.8                     | 3 855.1               | 3 289.1                      | 7 144.2                                       | 9.2                     | 54.0                     |
| April       | 2 017.9                     | 1 522.0                     | 3 539.9                 | 204.7                                | 99.3                                 | 304.0                     | 3 843.9               | 3 309.0                      | 7 152.9                                       | 7.9                     | 53.7                     |
| May         | 2 034.1                     | 1 523.6                     | 3 557.7                 | 207.7                                | 90.3                                 | 298.0                     | 3 855.7               | 3 305.9                      | 7 161.6                                       | 7.7                     | 53.8                     |
| June        | 2 044.6                     | 1 543.2                     | 3 587.8                 | 202.9                                | 84.7                                 | 287.5                     | 3 875.3               | 3 295.0                      | 7 170.3                                       | 7.4                     | 54.0                     |
| July        | 2 064.9                     | 1 524.4                     | 3 589.3                 | 196.8                                | 80.4                                 | 277.2                     | 3 866.5               | 3 312.0                      | 7 178.5                                       | 7.2                     | 53.9                     |
| August      | 2 031.7                     | 1 513.6                     | 3 545.3                 | 195.1                                | 92.8                                 | 287.9                     | 3 833.1               | 3 353.5                      | 7 186.6                                       | 7.5                     | 53.3                     |
| September   | 2 072.7                     | 1 533.7                     | 3 606.4                 | 202.1                                | 97.5                                 | 299.6                     | 3 906.0               | 3 288.8                      | 7 194.8                                       | 7.7                     | 54.3                     |
| October     | 2 065.9                     | 1 503.8                     | 3 569.7                 | 203.7                                | 93.4                                 | 297.1                     | 3 866.8               | 3 336.6                      | 7 203.3                                       | 7.7                     | 53.7                     |
| November    | 2 068.5                     | 1 543.6                     | 3 612.1                 | 211.5                                | 92.8                                 | 304.3                     | 3 916.4               | 3 295.4                      | 7 211.8                                       | 7.8                     | 54.3                     |
| December    | 2 105.3                     | 1 539.9                     | 3 645.3                 | 211.2                                | 88.1                                 | 299.3                     | 3 944.6               | 3 275.7                      | 7 220.3                                       | 7.6                     | 54.6                     |
| <b>1996</b> |                             |                             |                         |                                      |                                      |                           |                       |                              |   |                         |                          |
| January     | 2 066.9                     | 1 431.2                     | 3 498.1                 | 228.4                                | 96.4                                 | 324.8                     | 3 823.0               | 3 407.1                      | 7 230.1                                       | 8.5                     | 52.9                     |
| February    | 2 049.1                     | 1 489.3                     | 3 538.4                 | 248.5                                | 116.1                                | 364.6                     | 3 903.0               | 3 336.9                      | 7 239.9                                       | 9.3                     | 53.9                     |
| PERSONS     |                             |                             |                         |                                      |                                      |                           |                       |                              |   |                         |                          |
| <b>1994</b> |                             |                             |                         |                                      |                                      |                           |                       |                              |   |                         |                          |
| December    | 6 179.2                     | 1 977.1                     | 8 156.2                 | 653.5                                | 154.1                                | 807.6                     | 8 963.8               | 5 055.2                      | 14 019.1                                      | 9.0                     | 63.9                     |
| <b>1995</b> |                             |                             |                         |                                      |                                      |                           |                       |                              |   |                         |                          |
| January     | 6 081.4                     | 1 872.0                     | 7 953.4                 | 699.7                                | 154.0                                | 853.7                     | 8 807.1               | 5 229.4                      | 14 036.5                                      | 9.7                     | 62.7                     |
| February    | 6 159.5                     | 1 930.7                     | 8 090.1                 | 701.2                                | 184.9                                | 886.2                     | 8 976.3               | 5 077.6                      | 14 053.9                                      | 9.9                     | 63.9                     |
| March       | 6 127.4                     | 2 037.2                     | 8 164.6                 | 635.8                                | 179.9                                | 815.7                     | 8 980.3               | 5 091.1                      | 14 071.4                                      | 9.1                     | 63.8                     |
| April       | 6 183.6                     | 2 047.0                     | 8 230.6                 | 595.7                                | 147.3                                | 743.0                     | 8 973.7               | 5 115.4                      | 14 089.1                                      | 8.3                     | 63.7                     |
| May         | 6 192.1                     | 2 038.7                     | 8 230.8                 | 610.7                                | 142.9                                | 753.6                     | 8 984.4               | 5 122.4                      | 14 106.7                                      | 8.4                     | 63.7                     |
| June        | 6 213.7                     | 2 059.8                     | 8 273.6                 | 594.5                                | 130.4                                | 724.8                     | 8 998.4               | 5 126.0                      | 14 124.5                                      | 8.1                     | 63.7                     |
| July        | 6 269.5                     | 2 024.1                     | 8 293.6                 | 579.9                                | 129.7                                | 709.6                     | 9 003.1               | 5 137.4                      | 14 140.5                                      | 7.9                     | 63.7                     |
| August      | 6 183.5                     | 2 034.2                     | 8 217.7                 | 583.4                                | 138.5                                | 721.9                     | 8 939.6               | 5 216.9                      | 14 156.5                                      | 8.1                     | 63.1                     |
| September   | 6 283.5                     | 2 057.1                     | 8 340.6                 | 603.0                                | 160.3                                | 763.3                     | 9 103.9               | 5 068.6                      | 14 172.5                                      | 8.4                     | 64.2                     |
| October     | 6 241.6                     | 2 021.2                     | 8 262.8                 | 596.4                                | 142.4                                | 738.9                     | 9 001.7               | 5 187.4                      | 14 189.1                                      | 8.2                     | 63.4                     |
| November    | 6 259.1                     | 2 070.8                     | 8 329.8                 | 599.6                                | 137.2                                | 736.8                     | 9 066.6               | 5 139.0                      | 14 205.7                                      | 8.1                     | 63.8                     |
| December    | 6 377.8                     | 2 052.9                     | 8 430.7                 | 610.7                                | 137.9                                | 748.6                     | 9 179.3               | 5 042.9                      | 14 222.2                                      | 8.2                     | 64.5                     |
| <b>1996</b> |                             |                             |                         |                                      |                                      |                           |                       |                              |   |                         |                          |
| January     | 6 275.0                     | 1 910.0                     | 8 185.0                 | 676.2                                | 155.5                                | 831.7                     | 9 016.7               | 5 225.0                      | 14 241.7                                      | 9.2                     | 63.3                     |
| February    | 6 272.3                     | 1 992.0                     | 8 264.3                 | 686.0                                | 170.7                                | 856.6                     | 9 120.9               | 5 140.1                      | 14 261.0                                      | 9.4                     | 64.0                     |



LABOUR FORCE STATUS (AGED 15 AND OVER): Seasonally adjusted-revised

| Month       | EMPLOYED.....               |                             |                         | UNEMPLOYED.....                      |                                      |                           |                       |                         |                          |
|-------------|-----------------------------|-----------------------------|-------------------------|--------------------------------------|--------------------------------------|---------------------------|-----------------------|-------------------------|--------------------------|
|             | Employed full time<br>'000s | Employed part time<br>'000s | Total employed<br>'000s | Unemp. looking for f/t work<br>'000s | Unemp. looking for p/t work<br>'000s | Total unemployed<br>'000s | Labour force<br>'000s | Unemp-loyment rate<br>% | Partic-ipation rate<br>% |
| MALES       |                             |                             |                         |                                      |                                      |                           |                       |                         |                          |
| <b>1994</b> |                             |                             |                         |                                      |                                      |                           |                       |                         |                          |
| December    | 4 103.7                     | 517.0                       | 4 620.8                 | 414.4                                | 47.8                                 | 462.2                     | 5 082.9               | 9.1                     | 73.7                     |
| <b>1995</b> |                             |                             |                         |                                      |                                      |                           |                       |                         |                          |
| January     | 4 126.4                     | 510.1                       | 4 636.5                 | 414.2                                | 51.1                                 | 465.3                     | 5 101.7               | 9.1                     | 73.8                     |
| February    | 4 170.0                     | 508.4                       | 4 678.4                 | 406.8                                | 53.3                                 | 460.1                     | 5 138.4               | 9.0                     | 74.3                     |
| March       | 4 156.6                     | 506.4                       | 4 663.0                 | 400.9                                | 48.0                                 | 448.9                     | 5 111.9               | 8.8                     | 73.8                     |
| April       | 4 176.0                     | 517.3                       | 4 693.2                 | 396.2                                | 49.0                                 | 445.2                     | 5 138.5               | 8.7                     | 74.1                     |
| May         | 4 164.9                     | 511.8                       | 4 676.7                 | 402.5                                | 53.7                                 | 456.2                     | 5 132.9               | 8.9                     | 73.9                     |
| June        | 4 170.2                     | 510.1                       | 4 680.3                 | 398.5                                | 50.9                                 | 449.4                     | 5 129.7               | 8.8                     | 73.8                     |
| July        | 4 184.9                     | 499.0                       | 4 683.9                 | 398.4                                | 55.2                                 | 453.6                     | 5 137.5               | 8.8                     | 73.8                     |
| August      | 4 189.4                     | 515.0                       | 4 704.4                 | 396.8                                | 51.8                                 | 448.6                     | 5 152.9               | 8.7                     | 73.9                     |
| September   | 4 200.3                     | 507.2                       | 4 707.5                 | 407.3                                | 57.9                                 | 465.2                     | 5 172.7               | 9.0                     | 74.1                     |
| October     | 4 165.4                     | 511.0                       | 4 676.4                 | 416.7                                | 52.9                                 | 469.6                     | 5 146.0               | 9.1                     | 73.7                     |
| November    | 4 203.5                     | 534.8                       | 4 738.2                 | 403.5                                | 51.6                                 | 455.1                     | 5 193.3               | 8.8                     | 74.3                     |
| December    | 4 212.6                     | 519.2                       | 4 731.8                 | 395.9                                | 47.2                                 | 443.1                     | 5 174.9               | 8.6                     | 73.9                     |
| <b>1996</b> |                             |                             |                         |                                      |                                      |                           |                       |                         |                          |
| January     | 4 223.9                     | 503.9                       | 4 727.8                 | 406.5                                | 52.1                                 | 458.5                     | 5 186.3               | 8.8                     | 74.0                     |
| February    | 4 228.0                     | 523.6                       | 4 751.6                 | 403.7                                | 48.3                                 | 452.0                     | 5 203.6               | 8.7                     | 74.1                     |
| FEMALES     |                             |                             |                         |                                      |                                      |                           |                       |                         |                          |
| <b>1994</b> |                             |                             |                         |                                      |                                      |                           |                       |                         |                          |
| December    | 1 975.9                     | 1 467.5                     | 3 443.4                 | 228.1                                | 104.6                                | 332.7                     | 3 776.2               | 8.8                     | 53.0                     |
| <b>1995</b> |                             |                             |                         |                                      |                                      |                           |                       |                         |                          |
| January     | 1 958.9                     | 1 491.3                     | 3 450.3                 | 224.1                                | 102.1                                | 326.2                     | 3 776.4               | 8.6                     | 53.0                     |
| February    | 1 991.6                     | 1 488.7                     | 3 480.4                 | 225.3                                | 108.1                                | 333.4                     | 3 813.8               | 8.7                     | 53.4                     |
| March       | 1 977.9                     | 1 504.1                     | 3 482.0                 | 221.3                                | 104.7                                | 326.0                     | 3 808.0               | 8.6                     | 53.3                     |
| April       | 2 040.5                     | 1 508.5                     | 3 549.0                 | 208.6                                | 100.0                                | 308.6                     | 3 857.6               | 8.0                     | 53.9                     |
| May         | 2 042.5                     | 1 499.4                     | 3 541.9                 | 215.7                                | 95.9                                 | 311.6                     | 3 853.5               | 8.1                     | 53.8                     |
| June        | 2 052.4                     | 1 521.7                     | 3 574.2                 | 209.6                                | 91.1                                 | 300.7                     | 3 874.9               | 7.8                     | 54.0                     |
| July        | 2 057.0                     | 1 517.7                     | 3 574.7                 | 205.2                                | 88.7                                 | 293.9                     | 3 868.6               | 7.6                     | 53.9                     |
| August      | 2 068.9                     | 1 504.8                     | 3 573.7                 | 206.8                                | 100.1                                | 306.9                     | 3 880.6               | 7.9                     | 54.0                     |
| September   | 2 064.9                     | 1 488.1                     | 3 553.1                 | 208.6                                | 88.8                                 | 297.4                     | 3 850.4               | 7.7                     | 53.5                     |
| October     | 2 062.8                     | 1 503.2                     | 3 566.0                 | 215.7                                | 95.0                                 | 310.7                     | 3 876.7               | 8.0                     | 53.8                     |
| November    | 2 069.8                     | 1 526.6                     | 3 596.4                 | 224.1                                | 96.3                                 | 320.3                     | 3 916.7               | 8.2                     | 54.3                     |
| December    | 2 062.8                     | 1 540.7                     | 3 603.5                 | 205.3                                | 89.9                                 | 295.2                     | 3 898.7               | 7.6                     | 54.0                     |
| <b>1996</b> |                             |                             |                         |                                      |                                      |                           |                       |                         |                          |
| January     | 2 057.7                     | 1 536.5                     | 3 594.2                 | 209.3                                | 102.1                                | 311.4                     | 3 905.6               | 8.0                     | 54.0                     |
| February    | 2 046.9                     | 1 537.8                     | 3 584.7                 | 215.0                                | 100.4                                | 315.4                     | 3 900.1               | 8.1                     | 53.9                     |
| PERSONS     |                             |                             |                         |                                      |                                      |                           |                       |                         |                          |
| <b>1994</b> |                             |                             |                         |                                      |                                      |                           |                       |                         |                          |
| December    | 6 079.7                     | 1 984.5                     | 8 064.2                 | 642.5                                | 152.4                                | 794.9                     | 8 859.1               | 9.0                     | 63.2                     |
| <b>1995</b> |                             |                             |                         |                                      |                                      |                           |                       |                         |                          |
| January     | 6 085.3                     | 2 001.4                     | 8 086.7                 | 638.3                                | 153.1                                | 791.4                     | 8 878.1               | 8.9                     | 63.3                     |
| February    | 6 161.6                     | 1 997.2                     | 8 158.8                 | 632.1                                | 161.4                                | 793.5                     | 8 952.3               | 8.9                     | 63.7                     |
| March       | 6 134.5                     | 2 010.5                     | 8 145.0                 | 622.3                                | 152.7                                | 774.9                     | 8 919.9               | 8.7                     | 63.4                     |
| April       | 6 216.5                     | 2 025.8                     | 8 242.3                 | 604.8                                | 149.0                                | 753.8                     | 8 996.1               | 8.4                     | 63.9                     |
| May         | 6 207.4                     | 2 011.2                     | 8 218.6                 | 618.3                                | 149.6                                | 767.8                     | 8 986.4               | 8.5                     | 63.7                     |
| June        | 6 222.7                     | 2 031.8                     | 8 254.5                 | 608.2                                | 142.0                                | 750.1                     | 9 004.6               | 8.3                     | 63.8                     |
| July        | 6 241.9                     | 2 016.7                     | 8 258.6                 | 603.5                                | 143.9                                | 747.4                     | 9 006.0               | 8.3                     | 63.7                     |
| August      | 6 258.3                     | 2 019.8                     | 8 278.1                 | 603.6                                | 151.8                                | 755.4                     | 9 033.5               | 8.4                     | 63.8                     |
| September   | 6 265.2                     | 1 995.3                     | 8 260.5                 | 615.9                                | 146.7                                | 762.6                     | 9 023.1               | 8.5                     | 63.7                     |
| October     | 6 228.2                     | 2 014.2                     | 8 242.4                 | 632.4                                | 147.9                                | 780.3                     | 9 022.7               | 8.6                     | 63.6                     |
| November    | 6 273.2                     | 2 061.4                     | 8 334.6                 | 627.6                                | 147.9                                | 775.5                     | 9 110.1               | 8.5                     | 64.1                     |
| December    | 6 275.4                     | 2 059.9                     | 8 335.3                 | 601.2                                | 137.1                                | 738.3                     | 9 073.6               | 8.1                     | 63.8                     |
| <b>1996</b> |                             |                             |                         |                                      |                                      |                           |                       |                         |                          |
| January     | 6 281.5                     | 2 040.4                     | 8 321.9                 | 615.7                                | 154.2                                | 770.0                     | 9 091.9               | 8.5                     | 63.8                     |
| February    | 6 274.9                     | 2 061.4                     | 8 336.3                 | 618.6                                | 148.8                                | 767.4                     | 9 103.7               | 8.4                     | 63.8                     |

LABOUR FORCE STATUS (AGED 15 AND OVER): Trend-revised

| Month       | EMPLOYED.....               |                             |                         | UNEMPLOYED.....                       |                                       |                           |                       |                         |                          |
|-------------|-----------------------------|-----------------------------|-------------------------|---------------------------------------|---------------------------------------|---------------------------|-----------------------|-------------------------|--------------------------|
|             | Employed full time<br>'000s | Employed part time<br>'000s | Total employed<br>'000s | Unemp. looking for full work<br>'000s | Unemp. looking for part work<br>'000s | Total unemployed<br>'000s | Labour force<br>'000s | Unemp-loyment rate<br>% | Partic-ipation rate<br>% |
| MALES       |                             |                             |                         |                                       |                                       |                           |                       |                         |                          |
| <b>1994</b> |                             |                             |                         |                                       |                                       |                           |                       |                         |                          |
| December    | 4 118.1                     | 508.1                       | 4 626.1                 | 415.0                                 | 51.0                                  | 466.1                     | 5 092.2               | 9.2                     | 73.8                     |
| <b>1995</b> |                             |                             |                         |                                       |                                       |                           |                       |                         |                          |
| January     | 4 132.7                     | 510.9                       | 4 643.6                 | 410.7                                 | 50.7                                  | 461.3                     | 5 104.9               | 9.0                     | 73.9                     |
| February    | 4 147.2                     | 512.0                       | 4 659.2                 | 406.5                                 | 50.4                                  | 456.9                     | 5 116.2               | 8.9                     | 74.0                     |
| March       | 4 159.1                     | 511.7                       | 4 670.8                 | 402.9                                 | 50.4                                  | 453.3                     | 5 124.1               | 8.8                     | 74.0                     |
| April       | 4 168.3                     | 510.7                       | 4 679.1                 | 399.9                                 | 50.7                                  | 450.7                     | 5 129.7               | 8.8                     | 74.0                     |
| May         | 4 174.2                     | 509.6                       | 4 683.7                 | 398.3                                 | 51.5                                  | 449.8                     | 5 133.5               | 8.8                     | 73.9                     |
| June        | 4 177.7                     | 508.4                       | 4 686.2                 | 398.7                                 | 52.6                                  | 451.3                     | 5 137.5               | 8.8                     | 73.9                     |
| July        | 4 180.2                     | 508.7                       | 4 688.9                 | 400.4                                 | 53.6                                  | 454.0                     | 5 142.9               | 8.8                     | 73.9                     |
| August      | 4 183.3                     | 510.2                       | 4 693.5                 | 402.7                                 | 54.1                                  | 456.8                     | 5 150.2               | 8.9                     | 73.9                     |
| September   | 4 187.8                     | 512.6                       | 4 700.3                 | 404.4                                 | 53.9                                  | 458.3                     | 5 158.6               | 8.9                     | 73.9                     |
| October     | 4 193.5                     | 515.3                       | 4 708.8                 | 405.3                                 | 53.0                                  | 458.2                     | 5 167.1               | 8.9                     | 74.0                     |
| November    | 4 200.7                     | 517.4                       | 4 718.1                 | 405.3                                 | 51.8                                  | 457.1                     | 5 175.2               | 8.8                     | 74.0                     |
| December    | 4 208.8                     | 518.5                       | 4 727.3                 | 404.7                                 | 50.7                                  | 455.5                     | 5 182.7               | 8.8                     | 74.0                     |
| <b>1996</b> |                             |                             |                         |                                       |                                       |                           |                       |                         |                          |
| January     | 4 216.9                     | 519.0                       | 4 735.9                 | 404.0                                 | 49.7                                  | 453.7                     | 5 189.6               | 8.7                     | 74.0                     |
| February    | 4 224.3                     | 518.5                       | 4 742.8                 | 403.3                                 | 49.0                                  | 452.3                     | 5 195.0               | 8.7                     | 74.0                     |
| FEMALES     |                             |                             |                         |                                       |                                       |                           |                       |                         |                          |
| <b>1994</b> |                             |                             |                         |                                       |                                       |                           |                       |                         |                          |
| December    | 1 976.6                     | 1 466.1                     | 3 442.7                 | 225.3                                 | 104.8                                 | 330.1                     | 3 772.8               | 8.7                     | 53.0                     |
| <b>1995</b> |                             |                             |                         |                                       |                                       |                           |                       |                         |                          |
| January     | 1 978.9                     | 1 479.2                     | 3 458.1                 | 223.7                                 | 104.9                                 | 328.5                     | 3 786.6               | 8.7                     | 53.1                     |
| February    | 1 986.9                     | 1 491.4                     | 3 478.3                 | 221.7                                 | 104.1                                 | 325.8                     | 3 804.1               | 8.6                     | 53.3                     |
| March       | 2 001.2                     | 1 501.3                     | 3 502.5                 | 219.0                                 | 102.2                                 | 321.2                     | 3 823.7               | 8.4                     | 53.5                     |
| April       | 2 019.3                     | 1 508.1                     | 3 527.4                 | 215.4                                 | 99.6                                  | 315.0                     | 3 842.4               | 8.2                     | 53.7                     |
| May         | 2 037.1                     | 1 510.6                     | 3 547.7                 | 211.6                                 | 96.6                                  | 308.2                     | 3 855.9               | 8.0                     | 53.8                     |
| June        | 2 051.3                     | 1 509.7                     | 3 561.0                 | 209.0                                 | 94.3                                  | 303.3                     | 3 864.3               | 7.8                     | 53.9                     |
| July        | 2 060.5                     | 1 507.5                     | 3 568.0                 | 208.4                                 | 92.8                                  | 301.2                     | 3 869.2               | 7.8                     | 53.9                     |
| August      | 2 065.3                     | 1 506.1                     | 3 571.4                 | 209.3                                 | 92.3                                  | 301.6                     | 3 873.0               | 7.8                     | 53.9                     |
| September   | 2 066.6                     | 1 507.4                     | 3 574.0                 | 210.9                                 | 92.8                                  | 303.7                     | 3 877.7               | 7.8                     | 53.9                     |
| October     | 2 065.9                     | 1 512.3                     | 3 578.2                 | 212.3                                 | 93.8                                  | 306.0                     | 3 884.2               | 7.9                     | 53.9                     |
| November    | 2 064.1                     | 1 519.6                     | 3 583.7                 | 213.1                                 | 94.9                                  | 308.1                     | 3 891.8               | 7.9                     | 54.0                     |
| December    | 2 061.3                     | 1 527.9                     | 3 589.2                 | 213.4                                 | 96.2                                  | 309.6                     | 3 898.8               | 7.9                     | 54.0                     |
| <b>1996</b> |                             |                             |                         |                                       |                                       |                           |                       |                         |                          |
| January     | 2 058.1                     | 1 535.5                     | 3 593.6                 | 213.2                                 | 97.6                                  | 310.8                     | 3 904.4               | 8.0                     | 54.0                     |
| February    | 2 054.4                     | 1 542.2                     | 3 596.6                 | 212.8                                 | 98.6                                  | 311.4                     | 3 908.1               | 8.0                     | 54.0                     |
| PERSONS     |                             |                             |                         |                                       |                                       |                           |                       |                         |                          |
| <b>1994</b> |                             |                             |                         |                                       |                                       |                           |                       |                         |                          |
| December    | 6 094.7                     | 1 974.2                     | 8 068.8                 | 640.3                                 | 155.8                                 | 796.2                     | 8 865.0               | 9.0                     | 63.2                     |
| <b>1995</b> |                             |                             |                         |                                       |                                       |                           |                       |                         |                          |
| January     | 6 111.6                     | 1 990.1                     | 8 101.7                 | 634.4                                 | 155.5                                 | 789.9                     | 8 891.6               | 8.9                     | 63.3                     |
| February    | 6 134.1                     | 2 003.5                     | 8 137.6                 | 628.3                                 | 154.5                                 | 782.8                     | 8 920.3               | 8.8                     | 63.5                     |
| March       | 6 160.3                     | 2 013.0                     | 8 173.3                 | 621.9                                 | 152.6                                 | 774.6                     | 8 947.9               | 8.7                     | 63.6                     |
| April       | 6 187.7                     | 2 018.8                     | 8 206.5                 | 615.3                                 | 150.4                                 | 765.7                     | 8 972.2               | 8.5                     | 63.7                     |
| May         | 6 211.2                     | 2 020.2                     | 8 231.4                 | 609.8                                 | 148.1                                 | 758.0                     | 8 989.4               | 8.4                     | 63.7                     |
| June        | 6 229.0                     | 2 018.1                     | 8 247.1                 | 607.7                                 | 146.9                                 | 754.6                     | 9 001.7               | 8.4                     | 63.7                     |
| July        | 6 240.7                     | 2 016.2                     | 8 256.9                 | 608.9                                 | 146.4                                 | 755.2                     | 9 012.1               | 8.4                     | 63.7                     |
| August      | 6 248.6                     | 2 016.3                     | 8 264.9                 | 612.0                                 | 146.4                                 | 758.3                     | 9 023.2               | 8.4                     | 63.7                     |
| September   | 6 254.4                     | 2 020.0                     | 8 274.4                 | 615.3                                 | 146.6                                 | 761.9                     | 9 036.3               | 8.4                     | 63.8                     |
| October     | 6 259.4                     | 2 027.6                     | 8 287.0                 | 617.5                                 | 146.7                                 | 764.2                     | 9 051.2               | 8.4                     | 63.8                     |
| November    | 6 264.7                     | 2 037.1                     | 8 301.8                 | 618.4                                 | 146.8                                 | 765.2                     | 9 067.0               | 8.4                     | 63.8                     |
| December    | 6 270.1                     | 2 046.4                     | 8 316.5                 | 618.1                                 | 146.9                                 | 765.0                     | 9 081.5               | 8.4                     | 63.9                     |
| <b>1996</b> |                             |                             |                         |                                       |                                       |                           |                       |                         |                          |
| January     | 6 275.0                     | 2 054.5                     | 8 329.5                 | 617.2                                 | 147.3                                 | 764.5                     | 9 094.0               | 8.4                     | 63.9                     |
| February    | 6 278.7                     | 2 060.7                     | 8 339.4                 | 616.1                                 | 147.6                                 | 763.7                     | 9 103.1               | 8.4                     | 63.8                     |



# UNEMPLOYED PERSONS: Original

NUMBER OF UNEMPLOYED PERSONS.....

UNEMPLOYMENT RATE.....

| Month          | Aged 15-19 seeking first fit job | Aged 15-19 looking for f/t work | Aged 20 and over looking for f/t work | Total looking for f/t work | Looking for p/t work | Total unemployed | Aged 15-19 looking for f/t work | Aged 20 and over looking for f/t work | Total looking for f/t work | Looking for p/t work | Total unemployed |
|----------------|----------------------------------|---------------------------------|---------------------------------------|----------------------------|----------------------|------------------|---------------------------------|---------------------------------------|----------------------------|----------------------|------------------|
|                | '000s                            | '000s                           | '000s                                 | '000s                      | '000s                | '000s            | %                               | %                                     | %                          | %                    | %                |
| <b>MALES</b>   |                                  |                                 |                                       |                            |                      |                  |                                 |                                       |                            |                      |                  |
| <b>1994</b>    |                                  |                                 |                                       |                            |                      |                  |                                 |                                       |                            |                      |                  |
| December       | 39.4                             | 62.4                            | 356.2                                 | 418.5                      | 51.1                 | 469.7            | 26.8                            | 8.2                                   | 9.1                        | 9.1                  | 9.1              |
| <b>1995</b>    |                                  |                                 |                                       |                            |                      |                  |                                 |                                       |                            |                      |                  |
| January        | 39.6                             | 63.1                            | 391.7                                 | 454.8                      | 57.8                 | 512.6            | 27.1                            | 9.0                                   | 10.0                       | 10.7                 | 10.0             |
| February       | 30.7                             | 57.2                            | 383.2                                 | 440.4                      | 60.2                 | 500.8            | 25.4                            | 8.7                                   | 9.6                        | 11.0                 | 9.7              |
| March          | 24.2                             | 45.1                            | 359.4                                 | 404.6                      | 56.3                 | 460.9            | 21.8                            | 8.3                                   | 8.9                        | 9.8                  | 9.0              |
| April          | 27.7                             | 46.9                            | 344.1                                 | 391.0                      | 48.0                 | 439.0            | 22.5                            | 7.9                                   | 8.6                        | 8.4                  | 8.6              |
| May            | 26.7                             | 51.3                            | 351.6                                 | 403.0                      | 52.6                 | 455.6            | 25.0                            | 8.1                                   | 8.8                        | 9.3                  | 8.9              |
| June           | 24.9                             | 48.8                            | 342.8                                 | 391.6                      | 45.7                 | 437.3            | 24.8                            | 7.9                                   | 8.6                        | 8.1                  | 8.5              |
| July           | 26.5                             | 50.4                            | 332.7                                 | 383.1                      | 49.3                 | 432.4            | 24.3                            | 7.6                                   | 8.4                        | 9.0                  | 8.4              |
| August         | 24.3                             | 46.8                            | 341.6                                 | 388.3                      | 45.7                 | 434.0            | 24.3                            | 7.9                                   | 8.6                        | 8.1                  | 8.5              |
| September      | 24.6                             | 46.0                            | 354.8                                 | 400.8                      | 62.8                 | 463.7            | 23.1                            | 8.0                                   | 8.7                        | 10.7                 | 8.9              |
| October        | 22.5                             | 46.4                            | 346.4                                 | 392.8                      | 49.1                 | 441.8            | 23.6                            | 7.9                                   | 8.6                        | 8.7                  | 8.6              |
| November       | 25.1                             | 48.0                            | 340.1                                 | 388.1                      | 44.4                 | 432.5            | 24.9                            | 7.8                                   | 8.5                        | 7.8                  | 8.4              |
| December       | 37.4                             | 59.6                            | 339.8                                 | 399.4                      | 49.8                 | 449.3            | 26.3                            | 7.6                                   | 8.5                        | 8.9                  | 8.6              |
| <b>1996</b>    |                                  |                                 |                                       |                            |                      |                  |                                 |                                       |                            |                      |                  |
| January        | 42.3                             | 69.4                            | 378.4                                 | 447.8                      | 59.1                 | 506.9            | 28.9                            | 8.6                                   | 9.6                        | 11.0                 | 9.8              |
| February       | 32.8                             | 58.4                            | 379.0                                 | 437.4                      | 54.6                 | 492.0            | 26.5                            | 8.5                                   | 9.4                        | 9.8                  | 9.4              |
| <b>FEMALES</b> |                                  |                                 |                                       |                            |                      |                  |                                 |                                       |                            |                      |                  |
| <b>1994</b>    |                                  |                                 |                                       |                            |                      |                  |                                 |                                       |                            |                      |                  |
| December       | 33.6                             | 50.7                            | 184.2                                 | 234.9                      | 103.0                | 337.9            | 33.3                            | 8.8                                   | 10.4                       | 6.6                  | 8.8              |
| <b>1995</b>    |                                  |                                 |                                       |                            |                      |                  |                                 |                                       |                            |                      |                  |
| January        | 34.2                             | 51.8                            | 193.1                                 | 244.9                      | 96.2                 | 341.1            | 33.6                            | 9.4                                   | 11.1                       | 6.5                  | 9.2              |
| February       | 36.9                             | 55.7                            | 205.1                                 | 260.8                      | 124.8                | 385.6            | 37.8                            | 9.7                                   | 11.6                       | 8.0                  | 10.1             |
| March          | 25.3                             | 45.1                            | 186.2                                 | 231.3                      | 123.5                | 354.8            | 35.3                            | 8.9                                   | 10.4                       | 7.5                  | 9.2              |
| April          | 20.0                             | 38.2                            | 166.5                                 | 204.7                      | 99.3                 | 304.0            | 31.9                            | 7.9                                   | 9.2                        | 6.1                  | 7.9              |
| May            | 26.1                             | 43.6                            | 164.0                                 | 207.7                      | 90.3                 | 298.0            | 34.4                            | 7.8                                   | 9.3                        | 5.6                  | 7.7              |
| June           | 22.4                             | 40.5                            | 162.3                                 | 202.9                      | 84.7                 | 287.5            | 33.2                            | 7.6                                   | 9.0                        | 5.2                  | 7.4              |
| July           | 20.7                             | 35.9                            | 160.9                                 | 196.8                      | 80.4                 | 277.2            | 30.3                            | 7.5                                   | 8.7                        | 5.0                  | 7.2              |
| August         | 21.6                             | 38.4                            | 156.7                                 | 195.1                      | 92.8                 | 287.9            | 33.1                            | 7.4                                   | 8.8                        | 5.8                  | 7.5              |
| September      | 22.7                             | 35.9                            | 166.3                                 | 202.1                      | 97.5                 | 299.6            | 30.0                            | 7.7                                   | 8.9                        | 6.0                  | 7.7              |
| October        | 20.8                             | 33.9                            | 169.8                                 | 203.7                      | 93.4                 | 297.1            | 29.0                            | 7.9                                   | 9.0                        | 5.8                  | 7.7              |
| November       | 27.4                             | 41.1                            | 170.4                                 | 211.5                      | 92.8                 | 304.3            | 34.4                            | 7.9                                   | 9.3                        | 5.7                  | 7.8              |
| December       | 29.4                             | 47.2                            | 164.0                                 | 211.2                      | 88.1                 | 299.3            | 32.6                            | 7.6                                   | 9.1                        | 5.4                  | 7.6              |
| <b>1996</b>    |                                  |                                 |                                       |                            |                      |                  |                                 |                                       |                            |                      |                  |
| January        | 29.6                             | 47.2                            | 181.2                                 | 228.4                      | 96.4                 | 324.8            | 32.2                            | 8.4                                   | 10.0                       | 6.3                  | 8.5              |
| February       | 27.9                             | 45.9                            | 202.6                                 | 248.5                      | 116.1                | 364.6            | 33.4                            | 9.4                                   | 10.8                       | 7.2                  | 9.3              |
| <b>PERSONS</b> |                                  |                                 |                                       |                            |                      |                  |                                 |                                       |                            |                      |                  |
| <b>1994</b>    |                                  |                                 |                                       |                            |                      |                  |                                 |                                       |                            |                      |                  |
| December       | 73.1                             | 113.1                           | 540.4                                 | 653.5                      | 154.1                | 807.6            | 29.4                            | 8.4                                   | 9.6                        | 7.2                  | 9.0              |
| <b>1995</b>    |                                  |                                 |                                       |                            |                      |                  |                                 |                                       |                            |                      |                  |
| January        | 73.8                             | 114.9                           | 584.8                                 | 699.7                      | 154.0                | 853.7            | 29.7                            | 9.1                                   | 10.3                       | 7.6                  | 9.7              |
| February       | 67.5                             | 112.9                           | 588.3                                 | 701.2                      | 184.9                | 886.2            | 30.3                            | 9.1                                   | 10.2                       | 8.7                  | 9.9              |
| March          | 49.5                             | 90.2                            | 545.6                                 | 635.8                      | 179.9                | 815.7            | 27.0                            | 8.5                                   | 9.4                        | 8.1                  | 9.1              |
| April          | 47.6                             | 85.1                            | 510.6                                 | 595.7                      | 147.3                | 743.0            | 25.9                            | 7.9                                   | 8.8                        | 6.7                  | 8.3              |
| May            | 52.8                             | 95.0                            | 515.7                                 | 610.7                      | 142.9                | 753.6            | 28.6                            | 8.0                                   | 9.0                        | 6.6                  | 8.4              |
| June           | 47.3                             | 89.4                            | 505.1                                 | 594.5                      | 130.4                | 724.8            | 28.0                            | 7.8                                   | 8.7                        | 6.0                  | 8.1              |
| July           | 47.1                             | 86.2                            | 493.6                                 | 579.9                      | 129.7                | 709.6            | 26.5                            | 7.6                                   | 8.5                        | 6.0                  | 7.9              |
| August         | 45.9                             | 85.2                            | 498.2                                 | 583.4                      | 138.5                | 721.9            | 27.7                            | 7.7                                   | 8.6                        | 6.4                  | 8.1              |
| September      | 47.2                             | 81.9                            | 521.1                                 | 603.0                      | 160.3                | 763.3            | 25.7                            | 7.9                                   | 8.8                        | 7.2                  | 8.4              |
| October        | 43.3                             | 80.3                            | 516.2                                 | 596.4                      | 142.4                | 738.9            | 25.6                            | 7.9                                   | 8.7                        | 6.6                  | 8.2              |
| November       | 52.5                             | 89.0                            | 510.5                                 | 599.6                      | 137.2                | 736.8            | 28.5                            | 7.8                                   | 8.7                        | 6.2                  | 8.1              |
| December       | 66.8                             | 106.9                           | 503.8                                 | 610.7                      | 137.9                | 748.6            | 28.8                            | 7.6                                   | 8.7                        | 6.3                  | 8.2              |
| <b>1996</b>    |                                  |                                 |                                       |                            |                      |                  |                                 |                                       |                            |                      |                  |
| January        | 72.0                             | 116.6                           | 559.6                                 | 676.2                      | 155.5                | 831.7            | 30.2                            | 8.5                                   | 9.7                        | 7.5                  | 9.2              |
| February       | 60.7                             | 104.3                           | 581.7                                 | 686.0                      | 170.7                | 856.6            | 29.2                            | 8.8                                   | 9.9                        | 7.9                  | 9.4              |

# UNEMPLOYED PERSONS: Seasonally adjusted—revised

## NUMBER OF UNEMPLOYED PERSONS.....

## UNEMPLOYMENT RATE.....

| Month          | Aged 15-19 seeking first f/t job | Aged 15-19 looking for f/t work | Aged 20 and over looking for f/t work | Total looking for f/t work | Looking for p/t work | Total unemployed | Aged 15-19 looking for f/t work | Aged 20 and over looking for f/t work | Total looking for f/t work | Looking for p/t work | Total unemp-loyed |
|----------------|----------------------------------|---------------------------------|---------------------------------------|----------------------------|----------------------|------------------|---------------------------------|---------------------------------------|----------------------------|----------------------|-------------------|
|                | '000s                            | '000s                           | '000s                                 | '000s                      | '000s                | '000s            | %                               | %                                     | %                          | %                    | %                 |
| <b>MALES</b>   |                                  |                                 |                                       |                            |                      |                  |                                 |                                       |                            |                      |                   |
| <b>1994</b>    |                                  |                                 |                                       |                            |                      |                  |                                 |                                       |                            |                      |                   |
| December       | 28.4                             | 53.6                            | 360.7                                 | 414.4                      | 47.8                 | 462.2            | 25.5                            | 8.4                                   | 9.2                        | 8.5                  | 9.1               |
| <b>1995</b>    |                                  |                                 |                                       |                            |                      |                  |                                 |                                       |                            |                      |                   |
| January        | 27.4                             | 51.0                            | 363.2                                 | 414.2                      | 51.1                 | 465.3            | 24.6                            | 8.4                                   | 9.1                        | 9.1                  | 9.1               |
| February       | 25.4                             | 48.7                            | 358.1                                 | 406.8                      | 53.3                 | 460.1            | 23.4                            | 8.2                                   | 8.9                        | 9.5                  | 9.0               |
| March          | 24.9                             | 46.2                            | 354.7                                 | 400.9                      | 48.0                 | 448.9            | 22.1                            | 8.2                                   | 8.8                        | 8.7                  | 8.8               |
| April          | 28.5                             | 47.7                            | 348.6                                 | 396.2                      | 49.0                 | 445.2            | 22.7                            | 8.0                                   | 8.7                        | 8.7                  | 8.7               |
| May            | 29.4                             | 51.7                            | 350.8                                 | 402.5                      | 53.7                 | 456.2            | 24.4                            | 8.1                                   | 8.8                        | 9.5                  | 8.9               |
| June           | 30.3                             | 51.5                            | 347.0                                 | 398.5                      | 50.9                 | 449.4            | 25.4                            | 7.9                                   | 8.7                        | 9.1                  | 8.8               |
| July           | 32.2                             | 54.5                            | 343.8                                 | 398.4                      | 55.2                 | 453.6            | 26.0                            | 7.9                                   | 8.7                        | 10.0                 | 8.8               |
| August         | 28.3                             | 50.7                            | 346.1                                 | 396.8                      | 51.8                 | 448.6            | 24.8                            | 7.9                                   | 8.7                        | 9.1                  | 8.7               |
| September      | 27.8                             | 50.5                            | 356.7                                 | 407.3                      | 57.9                 | 465.2            | 24.2                            | 8.1                                   | 8.8                        | 10.3                 | 9.0               |
| October        | 27.2                             | 53.0                            | 363.7                                 | 416.7                      | 52.9                 | 469.6            | 25.5                            | 8.3                                   | 9.1                        | 9.4                  | 9.1               |
| November       | 27.9                             | 53.9                            | 349.6                                 | 403.5                      | 51.6                 | 455.1            | 26.0                            | 7.9                                   | 8.8                        | 8.8                  | 8.8               |
| December       | 27.0                             | 51.3                            | 344.7                                 | 396.9                      | 47.2                 | 443.1            | 25.0                            | 7.8                                   | 8.6                        | 8.3                  | 8.6               |
| <b>1996</b>    |                                  |                                 |                                       |                            |                      |                  |                                 |                                       |                            |                      |                   |
| January        | 29.3                             | 56.2                            | 350.3                                 | 406.5                      | 52.1                 | 458.5            | 26.3                            | 7.9                                   | 8.8                        | 9.4                  | 8.8               |
| February       | 27.1                             | 49.5                            | 354.1                                 | 403.7                      | 48.3                 | 452.0            | 24.5                            | 8.0                                   | 8.7                        | 8.5                  | 8.7               |
| <b>FEMALES</b> |                                  |                                 |                                       |                            |                      |                  |                                 |                                       |                            |                      |                   |
| <b>1994</b>    |                                  |                                 |                                       |                            |                      |                  |                                 |                                       |                            |                      |                   |
| December       | 24.2                             | 41.1                            | 187.1                                 | 228.1                      | 104.6                | 332.7            | 31.1                            | 9.0                                   | 10.4                       | 6.7                  | 8.8               |
| <b>1995</b>    |                                  |                                 |                                       |                            |                      |                  |                                 |                                       |                            |                      |                   |
| January        | 24.7                             | 41.9                            | 182.2                                 | 224.1                      | 102.1                | 326.2            | 31.5                            | 8.9                                   | 10.3                       | 6.4                  | 8.6               |
| February       | 28.0                             | 45.5                            | 179.8                                 | 225.3                      | 108.1                | 333.4            | 33.7                            | 8.6                                   | 10.2                       | 6.8                  | 8.7               |
| March          | 23.9                             | 44.5                            | 176.8                                 | 221.3                      | 104.7                | 326.0            | 33.8                            | 8.6                                   | 10.1                       | 6.5                  | 8.6               |
| April          | 22.7                             | 41.4                            | 167.2                                 | 208.6                      | 100.0                | 308.6            | 33.0                            | 7.9                                   | 9.3                        | 6.2                  | 8.0               |
| May            | 27.7                             | 46.4                            | 169.3                                 | 215.7                      | 95.9                 | 311.6            | 35.0                            | 8.0                                   | 9.6                        | 6.0                  | 8.1               |
| June           | 24.8                             | 42.1                            | 167.6                                 | 209.6                      | 91.1                 | 300.7            | 32.9                            | 7.9                                   | 9.3                        | 5.6                  | 7.8               |
| July           | 24.9                             | 37.2                            | 168.0                                 | 205.2                      | 88.7                 | 293.9            | 31.4                            | 7.8                                   | 9.1                        | 5.5                  | 7.6               |
| August         | 26.2                             | 41.8                            | 165.0                                 | 206.8                      | 100.1                | 306.9            | 33.4                            | 7.7                                   | 9.1                        | 6.2                  | 7.9               |
| September      | 27.1                             | 39.3                            | 169.3                                 | 208.6                      | 88.8                 | 297.4            | 31.8                            | 7.9                                   | 9.2                        | 5.6                  | 7.7               |
| October        | 26.5                             | 41.8                            | 173.9                                 | 215.7                      | 95.0                 | 310.7            | 33.9                            | 8.1                                   | 9.5                        | 5.9                  | 8.0               |
| November       | 31.8                             | 47.6                            | 176.5                                 | 224.1                      | 96.3                 | 320.3            | 36.5                            | 8.2                                   | 9.8                        | 5.9                  | 8.2               |
| December       | 21.2                             | 38.4                            | 166.9                                 | 205.3                      | 89.9                 | 295.2            | 30.5                            | 7.8                                   | 9.1                        | 5.5                  | 7.6               |
| <b>1996</b>    |                                  |                                 |                                       |                            |                      |                  |                                 |                                       |                            |                      |                   |
| January        | 21.5                             | 38.1                            | 171.1                                 | 209.3                      | 102.1                | 311.4            | 30.2                            | 8.0                                   | 9.2                        | 6.2                  | 8.0               |
| February       | 21.2                             | 37.4                            | 177.5                                 | 215.0                      | 100.4                | 315.4            | 29.5                            | 8.3                                   | 9.5                        | 6.1                  | 8.1               |
| <b>PERSONS</b> |                                  |                                 |                                       |                            |                      |                  |                                 |                                       |                            |                      |                   |
| <b>1994</b>    |                                  |                                 |                                       |                            |                      |                  |                                 |                                       |                            |                      |                   |
| December       | 52.6                             | 94.7                            | 547.8                                 | 642.5                      | 152.4                | 794.9            | 27.7                            | 8.6                                   | 9.6                        | 7.1                  | 9.0               |
| <b>1995</b>    |                                  |                                 |                                       |                            |                      |                  |                                 |                                       |                            |                      |                   |
| January        | 52.1                             | 92.9                            | 545.4                                 | 638.3                      | 153.1                | 791.4            | 27.3                            | 8.5                                   | 9.5                        | 7.1                  | 8.9               |
| February       | 53.4                             | 94.1                            | 538.0                                 | 632.1                      | 161.4                | 793.5            | 27.4                            | 8.3                                   | 9.3                        | 7.5                  | 8.9               |
| March          | 48.8                             | 90.7                            | 531.5                                 | 622.3                      | 152.7                | 774.9            | 26.6                            | 8.3                                   | 9.2                        | 7.1                  | 8.7               |
| April          | 51.2                             | 89.1                            | 515.8                                 | 604.8                      | 149.0                | 753.8            | 26.5                            | 8.0                                   | 8.9                        | 6.8                  | 8.4               |
| May            | 57.1                             | 98.2                            | 520.1                                 | 618.3                      | 149.6                | 767.8            | 28.5                            | 8.0                                   | 9.1                        | 6.9                  | 8.5               |
| June           | 55.1                             | 93.6                            | 514.6                                 | 608.2                      | 142.0                | 750.1            | 28.3                            | 7.9                                   | 8.9                        | 6.5                  | 8.3               |
| July           | 57.2                             | 91.7                            | 511.8                                 | 603.5                      | 143.9                | 747.4            | 28.0                            | 7.9                                   | 8.8                        | 6.7                  | 8.3               |
| August         | 54.6                             | 92.6                            | 511.0                                 | 603.6                      | 151.8                | 755.4            | 28.1                            | 7.8                                   | 8.8                        | 7.0                  | 8.4               |
| September      | 54.9                             | 89.8                            | 526.1                                 | 615.9                      | 146.7                | 762.6            | 27.0                            | 8.0                                   | 9.0                        | 6.8                  | 8.5               |
| October        | 53.8                             | 94.8                            | 537.6                                 | 632.4                      | 147.9                | 780.3            | 28.7                            | 8.2                                   | 9.2                        | 6.8                  | 8.6               |
| November       | 59.7                             | 101.5                           | 526.1                                 | 627.6                      | 147.9                | 775.5            | 30.0                            | 8.0                                   | 9.1                        | 6.7                  | 8.5               |
| December       | 48.3                             | 89.7                            | 511.5                                 | 601.2                      | 137.1                | 738.3            | 27.1                            | 7.8                                   | 8.7                        | 6.2                  | 8.1               |
| <b>1996</b>    |                                  |                                 |                                       |                            |                      |                  |                                 |                                       |                            |                      |                   |
| January        | 50.8                             | 94.3                            | 521.4                                 | 615.7                      | 154.2                | 770.0            | 27.8                            | 8.0                                   | 8.9                        | 7.0                  | 8.5               |
| February       | 48.3                             | 87.0                            | 531.7                                 | 618.6                      | 148.8                | 767.4            | 26.4                            | 8.1                                   | 9.0                        | 6.7                  | 8.4               |

## UNEMPLOYED PERSONS: Trend-revised

| Month          | NUMBER OF UNEMPLOYED PERSONS..... |                                 |                                       |                            |                      |                  | UNEMPLOYMENT RATE.....          |                                       |                            |                      |                   |
|----------------|-----------------------------------|---------------------------------|---------------------------------------|----------------------------|----------------------|------------------|---------------------------------|---------------------------------------|----------------------------|----------------------|-------------------|
|                | Aged 15-19 seeking first f/t job  | Aged 15-19 looking for f/t work | Aged 20 and over looking for f/t work | Total looking for f/t work | Looking for p/t work | Total unemployed | Aged 15-19 looking for f/t work | Aged 20 and over looking for f/t work | Total looking for f/t work | Looking for p/t work | Total unemp-loyed |
|                | '000s                             | '000s                           | '000s                                 | '000s                      | '000s                | '000s            | %                               | %                                     | %                          | %                    | %                 |
| <b>MALES</b>   |                                   |                                 |                                       |                            |                      |                  |                                 |                                       |                            |                      |                   |
| <b>1994</b>    |                                   |                                 |                                       |                            |                      |                  |                                 |                                       |                            |                      |                   |
| December       | 27.3                              | 51.3                            | 363.7                                 | 415.0                      | 51.0                 | 466.1            | 25.0                            | 8.4                                   | 9.2                        | 9.1                  | 9.2               |
| <b>1995</b>    |                                   |                                 |                                       |                            |                      |                  |                                 |                                       |                            |                      |                   |
| January        | 26.8                              | 50.5                            | 360.2                                 | 410.7                      | 50.7                 | 461.3            | 24.3                            | 8.3                                   | 9.0                        | 9.0                  | 9.0               |
| February       | 26.7                              | 49.4                            | 357.1                                 | 406.5                      | 50.4                 | 456.9            | 23.6                            | 8.2                                   | 8.9                        | 9.0                  | 8.9               |
| March          | 27.0                              | 48.9                            | 354.0                                 | 402.9                      | 50.4                 | 453.3            | 23.4                            | 8.1                                   | 8.8                        | 9.0                  | 8.8               |
| April          | 27.9                              | 49.2                            | 350.7                                 | 399.9                      | 50.7                 | 450.7            | 23.5                            | 8.0                                   | 8.8                        | 9.0                  | 8.8               |
| May            | 29.0                              | 50.0                            | 348.3                                 | 398.3                      | 51.5                 | 449.8            | 24.0                            | 8.0                                   | 8.7                        | 9.2                  | 8.8               |
| June           | 29.7                              | 51.0                            | 347.6                                 | 398.7                      | 52.6                 | 451.3            | 24.5                            | 8.0                                   | 8.7                        | 9.4                  | 8.8               |
| July           | 29.8                              | 51.8                            | 348.6                                 | 400.4                      | 53.6                 | 454.0            | 25.0                            | 8.0                                   | 8.7                        | 9.5                  | 8.8               |
| August         | 29.4                              | 52.3                            | 350.4                                 | 402.7                      | 54.1                 | 456.8            | 25.3                            | 8.0                                   | 8.8                        | 9.6                  | 8.9               |
| September      | 28.6                              | 52.4                            | 352.0                                 | 404.4                      | 53.9                 | 458.3            | 25.3                            | 8.0                                   | 8.8                        | 9.5                  | 8.9               |
| October        | 28.0                              | 52.5                            | 352.8                                 | 405.3                      | 53.0                 | 458.2            | 25.3                            | 8.0                                   | 8.8                        | 9.3                  | 8.9               |
| November       | 27.7                              | 52.7                            | 352.6                                 | 405.3                      | 51.8                 | 457.1            | 25.4                            | 8.0                                   | 8.8                        | 9.1                  | 8.8               |
| December       | 27.6                              | 52.8                            | 352.0                                 | 404.7                      | 50.7                 | 455.5            | 25.4                            | 8.0                                   | 8.8                        | 8.9                  | 8.8               |
| <b>1996</b>    |                                   |                                 |                                       |                            |                      |                  |                                 |                                       |                            |                      |                   |
| January        | 27.6                              | 52.7                            | 351.3                                 | 404.0                      | 49.7                 | 453.7            | 25.4                            | 8.0                                   | 8.7                        | 8.7                  | 8.7               |
| February       | 27.8                              | 52.7                            | 350.6                                 | 403.3                      | 49.0                 | 452.3            | 25.5                            | 7.9                                   | 8.7                        | 8.6                  | 8.7               |
| <b>FEMALES</b> |                                   |                                 |                                       |                            |                      |                  |                                 |                                       |                            |                      |                   |
| <b>1994</b>    |                                   |                                 |                                       |                            |                      |                  |                                 |                                       |                            |                      |                   |
| December       | 25.9                              | 42.3                            | 183.0                                 | 225.3                      | 104.8                | 330.1            | 31.1                            | 8.9                                   | 10.2                       | 6.7                  | 8.7               |
| <b>1995</b>    |                                   |                                 |                                       |                            |                      |                  |                                 |                                       |                            |                      |                   |
| January        | 25.3                              | 42.7                            | 181.0                                 | 223.7                      | 104.9                | 328.5            | 31.8                            | 8.8                                   | 10.2                       | 6.6                  | 8.7               |
| February       | 25.0                              | 43.3                            | 178.4                                 | 221.7                      | 104.1                | 325.8            | 32.6                            | 8.6                                   | 10.0                       | 6.5                  | 8.6               |
| March          | 24.9                              | 43.8                            | 175.2                                 | 219.0                      | 102.2                | 321.2            | 33.4                            | 8.4                                   | 9.9                        | 6.4                  | 8.4               |
| April          | 25.0                              | 43.6                            | 171.8                                 | 215.4                      | 99.6                 | 315.0            | 33.7                            | 8.2                                   | 9.6                        | 6.2                  | 8.2               |
| May            | 25.0                              | 42.8                            | 168.8                                 | 211.6                      | 96.6                 | 308.2            | 33.5                            | 8.0                                   | 9.4                        | 6.0                  | 8.0               |
| June           | 25.3                              | 41.7                            | 167.3                                 | 209.0                      | 94.3                 | 303.3            | 33.2                            | 7.8                                   | 9.2                        | 5.9                  | 7.8               |
| July           | 26.0                              | 41.1                            | 167.3                                 | 208.4                      | 92.8                 | 301.2            | 33.1                            | 7.8                                   | 9.2                        | 5.8                  | 7.8               |
| August         | 26.7                              | 41.0                            | 168.2                                 | 209.3                      | 92.3                 | 301.6            | 33.1                            | 7.8                                   | 9.2                        | 5.8                  | 7.8               |
| September      | 27.0                              | 41.3                            | 169.6                                 | 210.9                      | 92.8                 | 303.7            | 33.3                            | 7.9                                   | 9.3                        | 5.8                  | 7.8               |
| October        | 26.7                              | 41.5                            | 170.8                                 | 212.3                      | 93.8                 | 306.0            | 33.2                            | 7.9                                   | 9.3                        | 5.8                  | 7.9               |
| November       | 25.9                              | 41.4                            | 171.8                                 | 213.1                      | 94.9                 | 308.1            | 32.8                            | 8.0                                   | 9.4                        | 5.9                  | 7.9               |
| December       | 24.6                              | 40.7                            | 172.6                                 | 213.4                      | 96.2                 | 309.6            | 32.1                            | 8.0                                   | 9.4                        | 5.9                  | 7.9               |
| <b>1996</b>    |                                   |                                 |                                       |                            |                      |                  |                                 |                                       |                            |                      |                   |
| January        | 23.2                              | 39.9                            | 173.4                                 | 213.2                      | 97.6                 | 310.8            | 31.3                            | 8.1                                   | 9.4                        | 6.0                  | 8.0               |
| February       | 21.8                              | 38.7                            | 174.1                                 | 212.8                      | 98.6                 | 311.4            | 30.4                            | 8.1                                   | 9.4                        | 6.0                  | 8.0               |
| <b>PERSONS</b> |                                   |                                 |                                       |                            |                      |                  |                                 |                                       |                            |                      |                   |
| <b>1994</b>    |                                   |                                 |                                       |                            |                      |                  |                                 |                                       |                            |                      |                   |
| December       | 53.2                              | 93.6                            | 546.7                                 | 640.3                      | 155.8                | 796.2            | 27.4                            | 8.6                                   | 9.5                        | 7.3                  | 9.0               |
| <b>1995</b>    |                                   |                                 |                                       |                            |                      |                  |                                 |                                       |                            |                      |                   |
| January        | 52.1                              | 93.1                            | 541.2                                 | 634.4                      | 155.5                | 789.9            | 27.2                            | 8.5                                   | 9.4                        | 7.2                  | 8.9               |
| February       | 51.6                              | 92.8                            | 535.5                                 | 628.3                      | 154.5                | 782.8            | 27.1                            | 8.3                                   | 9.3                        | 7.2                  | 8.8               |
| March          | 52.0                              | 92.7                            | 529.2                                 | 621.9                      | 152.6                | 774.6            | 27.2                            | 8.2                                   | 9.2                        | 7.0                  | 8.7               |
| April          | 52.9                              | 92.8                            | 522.5                                 | 615.3                      | 150.4                | 765.7            | 27.4                            | 8.1                                   | 9.0                        | 6.9                  | 8.5               |
| May            | 54.0                              | 92.8                            | 517.1                                 | 609.8                      | 148.1                | 758.0            | 27.6                            | 8.0                                   | 8.9                        | 6.8                  | 8.4               |
| June           | 55.0                              | 92.8                            | 514.9                                 | 607.7                      | 146.9                | 754.6            | 27.8                            | 7.9                                   | 8.9                        | 6.8                  | 8.4               |
| July           | 55.8                              | 92.9                            | 515.9                                 | 608.9                      | 146.4                | 755.2            | 28.0                            | 7.9                                   | 8.9                        | 6.8                  | 8.4               |
| August         | 56.1                              | 93.3                            | 518.7                                 | 612.0                      | 146.4                | 758.3            | 28.2                            | 7.9                                   | 8.9                        | 6.8                  | 8.4               |
| September      | 55.7                              | 93.7                            | 521.6                                 | 615.3                      | 146.6                | 761.9            | 28.3                            | 8.0                                   | 9.0                        | 6.8                  | 8.4               |
| October        | 54.7                              | 94.0                            | 523.5                                 | 617.5                      | 146.7                | 764.2            | 28.3                            | 8.0                                   | 9.0                        | 6.7                  | 8.4               |
| November       | 53.6                              | 94.0                            | 524.4                                 | 618.4                      | 146.8                | 765.2            | 28.2                            | 8.0                                   | 9.0                        | 6.7                  | 8.4               |
| December       | 52.2                              | 93.5                            | 524.6                                 | 618.1                      | 146.9                | 765.0            | 28.0                            | 8.0                                   | 9.0                        | 6.7                  | 8.4               |
| <b>1996</b>    |                                   |                                 |                                       |                            |                      |                  |                                 |                                       |                            |                      |                   |
| January        | 50.8                              | 92.5                            | 524.7                                 | 617.2                      | 147.3                | 764.5            | 27.7                            | 8.0                                   | 9.0                        | 6.7                  | 8.4               |
| February       | 49.6                              | 91.4                            | 524.8                                 | 616.1                      | 147.6                | 763.7            | 27.4                            | 8.0                                   | 8.9                        | 6.7                  | 8.4               |

PERSONS AGED 15 TO 19—Education and Labour Force: Original—February 1996

|   | EMPLOYED.....             |                           |                       | UNEMPLOYED.....                    |                                    |                         |                     |                            |                                       |                           |                            |
|---|---------------------------|---------------------------|-----------------------|------------------------------------|------------------------------------|-------------------------|---------------------|----------------------------|---------------------------------------|---------------------------|----------------------------|
|   | <i>Employed full time</i> | <i>Employed part time</i> | <i>Total employed</i> | <i>Unemp. looking for f/t work</i> | <i>Unemp. looking for p/t work</i> | <i>Total unemployed</i> | <i>Labour force</i> | <i>Not in labour force</i> | <i>Civilian population aged 15-19</i> | <i>Unemp-loyment rate</i> | <i>Partic-ipation rate</i> |
|   | '000s                     | '000s                     | '000s                 | '000s                              | '000s                              | '000s                   | '000s               | '000s                      | '000s                                 | %                         | %                          |
| ATTENDING NEITHER SCHOOL NOR A TERTIARY EDUCATIONAL INSTITUTION FULL TIME |                           |                           |                       |                                    |                                    |                         |                     |                            |                                       |                           |                            |
| Males   | 149.5                     | 34.7                      | 184.2                 | 51.4                               | * 2.6                              | 54.0                    | 238.2               | 24.9                       | 263.1                                 | 22.7                      | 90.5                       |
| Females   | 83.1                      | 47.9                      | 131.0                 | 38.6                               | 5.0                                | 43.6                    | 174.6               | 33.6                       | 208.2                                 | 25.0                      | 83.8                       |
| Persons   | 232.6                     | 82.6                      | 315.2                 | 90.0                               | 7.6                                | 97.6                    | 412.8               | 58.5                       | 471.3                                 | 23.6                      | 87.6                       |
| ATTENDING A TERTIARY EDUCATIONAL INSTITUTION FULL TIME                    |                           |                           |                       |                                    |                                    |                         |                     |                            |                                       |                           |                            |
| Males   | 11.5                      | 38.3                      | 49.8                  | * 2.8                              | 7.1                                | 9.9                     | 59.7                | 37.7                       | 97.3                                  | 16.6                      | 61.3                       |
| Females   | 7.6                       | 55.6                      | 63.2                  | 4.7                                | 13.5                               | 18.2                    | 81.4                | 46.2                       | 127.7                                 | 22.4                      | 63.8                       |
| Persons   | 19.1                      | 93.8                      | 113.0                 | 7.5                                | 20.6                               | 28.1                    | 141.1               | 83.9                       | 225.0                                 | 19.9                      | 62.7                       |
| ATTENDING SCHOOL  |                           |                           |                       |                                    |                                    |                         |                     |                            |                                       |                           |                            |
| Males   | * 0.6                     | 74.4                      | 75.0                  | 4.2                                | 21.3                               | 25.5                    | 100.5               | 190.2                      | 290.7                                 | 25.4                      | 34.6                       |
| Females   | * 0.7                     | 97.6                      | 98.3                  | * 2.6                              | 22.5                               | 25.1                    | 123.4               | 159.6                      | 283.0                                 | 20.4                      | 43.6                       |
| Persons   | * 1.3                     | 172.0                     | 173.3                 | 6.8                                | 43.9                               | 50.6                    | 223.9               | 349.8                      | 573.7                                 | 22.6                      | 39.0                       |
| TOTAL   |                           |                           |                       |                                    |                                    |                         |                     |                            |                                       |                           |                            |
| Males   | 161.6                     | 147.4                     | 308.9                 | 58.4                               | 31.0                               | 89.4                    | 398.4               | 252.8                      | 651.2                                 | 22.4                      | 61.2                       |
| Females   | 91.5                      | 201.0                     | 292.5                 | 45.9                               | 41.0                               | 86.9                    | 379.4               | 239.4                      | 618.9                                 | 22.9                      | 61.3                       |
| Persons   | 253.1                     | 348.4                     | 601.4                 | 104.3                              | 72.1                               | 176.4                   | 777.8               | 492.2                      | 1 270.0                               | 22.7                      | 61.2                       |

LABOUR FORCE STATUS (AGED 15 & OVER)—States & Territories: Original—February 1996

|                              | EMPLOYED.....         |                       |                   | UNEMPLOYED.....                      |                                      |                     |                 |                           |   |            | Unemp-<br>loyment<br>rate<br>% | Partic-<br>ipation<br>rate<br>% |
|------------------------------|-----------------------|-----------------------|-------------------|--------------------------------------|--------------------------------------|---------------------|-----------------|---------------------------|---|------------|--------------------------------|---------------------------------|
|                              | Employed<br>full time | Employed<br>part time | Total<br>employed | Unemp.<br>looking<br>for f/t<br>work | Unemp.<br>looking<br>for p/t<br>work | Total<br>unemployed | Labour<br>force | Not in<br>labour<br>force | Civilian<br>population<br>aged 15<br>and over |            |                                |                                 |
|                              | '000s                 | '000s                 | '000s             | '000s                                | '000s                                | '000s               | '000s           | '000s                     | '000s   |            |                                |                                 |
| MALES                        |                       |                       |                   |                                      |                                      |                     |                 |                           |   |            |                                |                                 |
| New South Wales              | 1 421.5               | 167.0                 | 1 588.4           | 133.6                                | 17.0                                 | 150.5               | 1 739.0         | 638.1                     | 2 377.1                                       | 8.7        | 73.2                           |                                 |
| Victoria                     | 1 050.9               | 125.3                 | 1 176.2           | 113.5                                | 16.8                                 | 130.3               | 1 306.5         | 443.4                     | 1 749.9                                       | 10.0       | 74.7                           |                                 |
| Queensland                   | 780.9                 | 90.8                  | 871.7             | 85.7                                 | 7.6                                  | 93.3                | 965.0           | 317.7                     | 1 282.7                                       | 9.7        | 75.2                           |                                 |
| South Australia              | 326.6                 | 43.4                  | 369.9             | 42.2                                 | 4.7                                  | 46.8                | 416.8           | 159.7                     | 576.5   | 11.2       | 72.3                           |                                 |
| Western Australia            | 426.7                 | 46.8                  | 473.5             | 40.1                                 | 5.4                                  | 45.5                | 519.0           | 158.2                     | 677.2   | 8.8        | 76.6                           |                                 |
| Tasmania                     | 104.3                 | 13.7                  | 117.9             | 13.2                                 | * 1.2                                | 14.4                | 132.3           | 48.7                      | 181.0   | 10.9       | 73.1                           |                                 |
| Northern Territory           | 39.3                  | 5.5                   | 44.8              | 3.2                                  | * 0.4                                | 3.6                 | 48.4            | 14.9                      | 63.3  | 7.5        | 76.5                           |                                 |
| Australian Capital Territory | 73.1                  | 10.3                  | 83.4              | 5.9                                  | 1.6                                  | 7.6                 | 91.0            | 22.6                      | 113.6   | 8.3        | 80.1                           |                                 |
| <b>Australia</b>             | <b>4 223.2</b>        | <b>502.7</b>          | <b>4 725.9</b>    | <b>437.4</b>                         | <b>54.6</b>                          | <b>492.0</b>        | <b>5 217.9</b>  | <b>1 803.2</b>            | <b>7 021.2</b>                                | <b>9.4</b> | <b>74.3</b>                    |                                 |
| FEMALES                      |                       |                       |                   |                                      |                                      |                     |                 |                           |   |            |                                |                                 |
| New South Wales              | 717.9                 | 465.2                 | 1 183.2           | 77.2                                 | 32.6                                 | 109.8               | 1 293.0         | 1 167.7                   | 2 460.7                                       | 8.5        | 52.5                           |                                 |
| Victoria                     | 497.5                 | 384.6                 | 882.1             | 68.9                                 | 31.2                                 | 100.1               | 982.2           | 843.2                     | 1 825.4                                       | 10.2       | 53.8                           |                                 |
| Queensland                   | 374.6                 | 267.6                 | 642.2             | 50.9                                 | 21.3                                 | 72.2                | 714.5           | 591.8                     | 1 306.2                                       | 10.1       | 54.7                           |                                 |
| South Australia              | 150.1                 | 132.4                 | 282.6             | 19.3                                 | 10.3                                 | 29.6                | 312.2           | 285.3                     | 597.5   | 9.5        | 52.3                           |                                 |
| Western Australia            | 195.1                 | 159.7                 | 354.7             | 20.2                                 | 13.2                                 | 33.4                | 388.2           | 295.1                     | 683.2   | 8.6        | 56.8                           |                                 |
| Tasmania                     | 44.8                  | 40.4                  | 85.2              | 5.7                                  | 3.5                                  | 9.2                 | 94.4            | 92.8                      | 187.2   | 9.7        | 50.4                           |                                 |
| Northern Territory           | 24.4                  | 11.5                  | 36.0              | 2.2                                  | * 0.4                                | 2.7                 | 38.6            | 23.0                      | 61.6  | 6.9        | 62.7                           |                                 |
| Australian Capital Territory | 44.6                  | 27.8                  | 72.4              | 4.0                                  | 3.5                                  | 7.5                 | 80.0            | 38.2                      | 118.1   | 9.4        | 67.7                           |                                 |
| <b>Australia</b>             | <b>2 049.1</b>        | <b>1 489.3</b>        | <b>3 538.4</b>    | <b>248.5</b>                         | <b>116.1</b>                         | <b>364.6</b>        | <b>3 903.0</b>  | <b>3 336.9</b>            | <b>7 239.9</b>                                | <b>9.3</b> | <b>53.9</b>                    |                                 |
| PERSONS                      |                       |                       |                   |                                      |                                      |                     |                 |                           |   |            |                                |                                 |
| New South Wales              | 2 139.4               | 632.2                 | 2 771.6           | 210.8                                | 49.6                                 | 260.4               | 3 032.0         | 1 805.8                   | 4 837.7                                       | 8.6        | 62.7                           |                                 |
| Victoria                     | 1 548.4               | 509.9                 | 2 058.3           | 182.5                                | 47.9                                 | 230.4               | 2 288.7         | 1 286.6                   | 3 575.3                                       | 10.1       | 64.0                           |                                 |
| Queensland                   | 1 155.5               | 358.4                 | 1 513.9           | 136.6                                | 28.9                                 | 165.5               | 1 679.4         | 909.5                     | 2 588.9                                       | 9.9        | 64.9                           |                                 |
| South Australia              | 476.7                 | 175.8                 | 652.5             | 61.5                                 | 15.0                                 | 76.4                | 728.9           | 445.0                     | 1 173.9                                       | 10.5       | 62.1                           |                                 |
| Western Australia            | 621.8                 | 206.4                 | 828.2             | 60.3                                 | 18.6                                 | 78.9                | 907.2           | 453.3                     | 1 360.4                                       | 8.7        | 66.7                           |                                 |
| Tasmania                     | 149.1                 | 54.1                  | 203.1             | 18.9                                 | 4.7                                  | 23.6                | 226.7           | 141.4                     | 368.2   | 10.4       | 61.6                           |                                 |
| Northern Territory           | 63.7                  | 17.0                  | 80.7              | 5.4                                  | * 0.9                                | 6.3                 | 87.0            | 37.9                      | 124.9   | 7.2        | 69.7                           |                                 |
| Australian Capital Territory | 117.7                 | 38.2                  | 155.9             | 10.0                                 | 5.1                                  | 15.1                | 170.9           | 60.7                      | 231.7   | 8.8        | 73.8                           |                                 |
| <b>Australia</b>             | <b>6 272.3</b>        | <b>1 992.0</b>        | <b>8 264.3</b>    | <b>686.0</b>                         | <b>170.7</b>                         | <b>856.6</b>        | <b>9 120.9</b>  | <b>5 140.1</b>            | <b>14 261.0</b>                               | <b>9.4</b> | <b>64.0</b>                    |                                 |

UNEMPLOYED PERSONS—New South Wales, Victoria and Queensland: Original

| Month           | NUMBER OF UNEMPLOYED PERSONS..... |                                |                                      |                           |                      |                  | UNEMPLOYMENT RATE.....         |                                      |                           |                      |                   |
|-----------------|-----------------------------------|--------------------------------|--------------------------------------|---------------------------|----------------------|------------------|--------------------------------|--------------------------------------|---------------------------|----------------------|-------------------|
|                 | Aged 15-19 seeking first ft job   | Aged 15-19 looking for ft work | Aged 20 and over looking for ft work | Total looking for ft work | Looking for p/t work | Total unemployed | Aged 15-19 looking for ft work | Aged 20 and over looking for ft work | Total looking for ft work | Looking for p/t work | Total unemp-loyed |
|                 | '000s                             | '000s                          | '000s                                | '000s                     | '000s                | '000s            | %                              | %                                    | %                         | %                    | %                 |
| NEW SOUTH WALES |                                   |                                |                                      |                           |                      |                  |                                |                                      |                           |                      |                   |
| <b>1994</b>     |                                   |                                |                                      |                           |                      |                  |                                |                                      |                           |                      |                   |
| December        | 23.5                              | 37.5                           | 176.1                                | 213.6                     | 55.3                 | 268.9            | 30.1                           | 8.0                                  | 9.2                       | 8.2                  | 9.0               |
| <b>1995</b>     |                                   |                                |                                      |                           |                      |                  |                                |                                      |                           |                      |                   |
| January         | 26.7                              | 38.7                           | 183.5                                | 222.2                     | 52.0                 | 274.2            | 30.9                           | 8.4                                  | 9.7                       | 8.1                  | 9.3               |
| February        | 22.0                              | 35.8                           | 191.3                                | 227.2                     | 62.5                 | 289.7            | 29.7                           | 8.7                                  | 9.8                       | 9.4                  | 9.7               |
| March           | 13.0                              | 24.8                           | 173.7                                | 198.5                     | 60.2                 | 258.7            | 23.6                           | 8.0                                  | 8.7                       | 8.7                  | 8.7               |
| April           | 15.6                              | 23.6                           | 156.6                                | 180.2                     | 45.7                 | 225.9            | 22.0                           | 7.2                                  | 7.9                       | 6.6                  | 7.6               |
| May             | 17.5                              | 27.9                           | 153.3                                | 181.2                     | 45.4                 | 226.6            | 26.7                           | 7.0                                  | 7.9                       | 6.6                  | 7.6               |
| June            | 14.5                              | 26.6                           | 154.4                                | 181.0                     | 38.0                 | 219.0            | 26.4                           | 7.0                                  | 7.9                       | 5.5                  | 7.3               |
| July            | 15.2                              | 26.2                           | 150.2                                | 176.4                     | 34.7                 | 211.1            | 24.1                           | 6.8                                  | 7.6                       | 5.3                  | 7.1               |
| August          | 18.6                              | 28.9                           | 153.2                                | 182.1                     | 44.6                 | 226.6            | 28.1                           | 7.0                                  | 7.9                       | 6.5                  | 7.6               |
| September       | 15.5                              | 27.5                           | 157.2                                | 184.7                     | 45.6                 | 230.3            | 26.0                           | 7.0                                  | 7.9                       | 6.5                  | 7.6               |
| October         | 11.1                              | 19.6                           | 158.7                                | 178.4                     | 43.6                 | 222.0            | 19.6                           | 7.2                                  | 7.7                       | 6.2                  | 7.4               |
| November        | 18.8                              | 27.5                           | 158.7                                | 186.2                     | 42.4                 | 228.6            | 26.0                           | 7.1                                  | 8.0                       | 6.0                  | 7.5               |
| December        | 24.1                              | 33.3                           | 152.9                                | 186.2                     | 39.3                 | 225.5            | 27.0                           | 6.8                                  | 7.9                       | 5.7                  | 7.4               |
| <b>1996</b>     |                                   |                                |                                      |                           |                      |                  |                                |                                      |                           |                      |                   |
| January         | 23.3                              | 35.4                           | 171.4                                | 206.7                     | 47.9                 | 254.7            | 27.1                           | 7.7                                  | 8.7                       | 7.6                  | 8.5               |
| February        | 19.4                              | 30.3                           | 180.5                                | 210.8                     | 49.6                 | 260.4            | 26.1                           | 8.1                                  | 9.0                       | 7.3                  | 8.6               |
| VICTORIA        |                                   |                                |                                      |                           |                      |                  |                                |                                      |                           |                      |                   |
| <b>1994</b>     |                                   |                                |                                      |                           |                      |                  |                                |                                      |                           |                      |                   |
| December        | 19.6                              | 28.7                           | 153.3                                | 182.0                     | 40.8                 | 222.8            | 34.9                           | 9.5                                  | 10.7                      | 7.5                  | 9.9               |
| <b>1995</b>     |                                   |                                |                                      |                           |                      |                  |                                |                                      |                           |                      |                   |
| January         | 17.9                              | 27.5                           | 169.5                                | 197.0                     | 38.6                 | 235.6            | 34.2                           | 10.5                                 | 11.6                      | 7.6                  | 10.7              |
| February        | 16.8                              | 26.3                           | 158.9                                | 185.1                     | 47.8                 | 233.0            | 34.2                           | 9.7                                  | 10.8                      | 8.9                  | 10.4              |
| March           | 12.9                              | 21.2                           | 144.0                                | 165.2                     | 46.4                 | 211.6            | 31.8                           | 8.8                                  | 9.8                       | 8.2                  | 9.4               |
| April           | 11.6                              | 18.8                           | 136.8                                | 155.6                     | 39.1                 | 194.8            | 29.5                           | 8.4                                  | 9.2                       | 7.0                  | 8.7               |
| May             | 14.3                              | 21.8                           | 140.7                                | 162.5                     | 34.4                 | 196.9            | 33.1                           | 8.6                                  | 9.6                       | 6.2                  | 8.7               |
| June            | 12.0                              | 18.2                           | 136.9                                | 155.2                     | 34.5                 | 189.7            | 30.1                           | 8.4                                  | 9.2                       | 6.2                  | 8.4               |
| July            | 10.3                              | 16.2                           | 139.9                                | 156.1                     | 36.0                 | 192.1            | 25.8                           | 8.5                                  | 9.1                       | 6.5                  | 8.5               |
| August          | 12.3                              | 17.7                           | 131.9                                | 149.5                     | 35.3                 | 184.8            | 29.7                           | 8.1                                  | 8.9                       | 6.4                  | 8.3               |
| September       | 12.0                              | 15.9                           | 144.6                                | 160.5                     | 47.0                 | 207.5            | 25.8                           | 8.8                                  | 9.4                       | 8.3                  | 9.1               |
| October         | 11.3                              | 18.7                           | 146.0                                | 164.6                     | 37.7                 | 202.4            | 28.6                           | 8.8                                  | 9.6                       | 7.1                  | 9.0               |
| November        | 12.7                              | 19.8                           | 132.8                                | 152.6                     | 34.7                 | 187.2            | 31.4                           | 8.1                                  | 8.9                       | 6.3                  | 8.3               |
| December        | 13.5                              | 21.3                           | 133.0                                | 154.4                     | 36.2                 | 190.6            | 28.1                           | 8.0                                  | 8.8                       | 6.6                  | 8.3               |
| <b>1996</b>     |                                   |                                |                                      |                           |                      |                  |                                |                                      |                           |                      |                   |
| January         | 13.5                              | 21.2                           | 147.2                                | 168.4                     | 40.2                 | 208.6            | 29.8                           | 9.0                                  | 9.8                       | 7.4                  | 9.2               |
| February        | 17.2                              | 26.9                           | 155.6                                | 182.5                     | 47.9                 | 230.4            | 36.4                           | 9.4                                  | 10.5                      | 8.6                  | 10.1              |
| QUEENSLAND      |                                   |                                |                                      |                           |                      |                  |                                |                                      |                           |                      |                   |
| <b>1994</b>     |                                   |                                |                                      |                           |                      |                  |                                |                                      |                           |                      |                   |
| December        | 13.1                              | 20.8                           | 89.4                                 | 110.3                     | 24.3                 | 134.5            | 25.4                           | 7.8                                  | 8.9                       | 6.3                  | 8.3               |
| <b>1995</b>     |                                   |                                |                                      |                           |                      |                  |                                |                                      |                           |                      |                   |
| January         | 12.2                              | 22.2                           | 98.1                                 | 120.3                     | 26.2                 | 146.5            | 26.6                           | 8.6                                  | 9.8                       | 7.1                  | 9.2               |
| February        | 12.2                              | 23.1                           | 104.2                                | 127.3                     | 32.6                 | 159.9            | 29.3                           | 9.0                                  | 10.3                      | 8.2                  | 9.7               |
| March           | 12.1                              | 22.0                           | 102.3                                | 124.3                     | 34.9                 | 159.2            | 28.5                           | 8.8                                  | 10.0                      | 8.4                  | 9.6               |
| April           | 10.6                              | 21.7                           | 94.4                                 | 116.0                     | 29.7                 | 145.8            | 29.6                           | 8.0                                  | 9.2                       | 7.3                  | 8.8               |
| May             | 10.8                              | 24.4                           | 100.9                                | 125.3                     | 30.4                 | 155.7            | 32.2                           | 8.6                                  | 10.0                      | 7.6                  | 9.4               |
| June            | 10.0                              | 22.4                           | 92.9                                 | 115.3                     | 29.6                 | 144.9            | 30.7                           | 7.8                                  | 9.1                       | 7.4                  | 8.7               |
| July            | 9.3                               | 19.9                           | 90.7                                 | 110.7                     | 29.0                 | 139.7            | 29.5                           | 7.6                                  | 8.8                       | 7.2                  | 8.4               |
| August          | 6.0                               | 18.4                           | 96.8                                 | 115.1                     | 26.8                 | 141.9            | 28.2                           | 8.2                                  | 9.2                       | 6.8                  | 8.6               |
| September       | 8.5                               | 19.1                           | 102.0                                | 121.1                     | 28.8                 | 149.9            | 27.9                           | 8.5                                  | 9.5                       | 7.1                  | 8.9               |
| October         | 7.9                               | 19.6                           | 102.1                                | 121.7                     | 27.7                 | 149.4            | 29.6                           | 8.6                                  | 9.7                       | 7.0                  | 9.0               |
| November        | 8.0                               | 19.8                           | 103.9                                | 123.8                     | 27.5                 | 151.3            | 29.4                           | 8.7                                  | 9.8                       | 6.8                  | 9.0               |
| December        | 12.4                              | 23.4                           | 102.8                                | 126.1                     | 29.5                 | 155.7            | 29.1                           | 8.5                                  | 9.8                       | 7.1                  | 9.2               |
| <b>1996</b>     |                                   |                                |                                      |                           |                      |                  |                                |                                      |                           |                      |                   |
| January         | 18.1                              | 29.5                           | 115.2                                | 144.7                     | 26.8                 | 171.5            | 32.8                           | 9.6                                  | 11.2                      | 7.3                  | 10.3              |
| February        | 9.4                               | 20.7                           | 115.9                                | 136.6                     | 28.9                 | 165.5            | 26.3                           | 9.6                                  | 10.6                      | 7.5                  | 9.9               |

UNEMPLOYED PERSONS—South Australia, Western Australia and Tasmania: Original

NUMBER OF UNEMPLOYED PERSONS.....


UNEMPLOYMENT RATE.....

| Month                    | Aged 15-19 seeking first f/t job | Aged 15-19 looking for f/t work | Aged 20 and over looking for f/t work | Total looking for f/t work | Looking for p/t work | Total unemployed | Aged 15-19 looking for f/t work | Aged 20 and over looking for f/t work | Total looking for f/t work | Looking for p/t work | Total unemployed |
|--------------------------|----------------------------------|---------------------------------|---------------------------------------|----------------------------|----------------------|------------------|---------------------------------|---------------------------------------|----------------------------|----------------------|------------------|
|                          | '000s                            | '000s                           | '000s                                 | '000s                      | '000s                | '000s            | %                               | %                                     | %                          | %                    | %                |
| <b>SOUTH AUSTRALIA</b>   |                                  |                                 |                                       |                            |                      |                  |                                 |                                       |                            |                      |                  |
| <b>1994</b>              |                                  |                                 |                                       |                            |                      |                  |                                 |                                       |                            |                      |                  |
| December                 | 6.1                              | 9.3                             | 51.2                                  | 60.4                       | 13.5                 | 74.0             | 32.4                            | 10.1                                  | 11.3                       | 7.2                  | 10.2             |
| <b>1995</b>              |                                  |                                 |                                       |                            |                      |                  |                                 |                                       |                            |                      |                  |
| January                  | 5.1                              | 8.0                             | 55.2                                  | 63.2                       | 13.3                 | 76.5             | 27.9                            | 10.9                                  | 11.8                       | 7.5                  | 10.7             |
| February                 | 5.8                              | 9.1                             | 52.1                                  | 61.2                       | 15.1                 | 76.3             | 32.1                            | 10.1                                  | 11.3                       | 8.1                  | 10.4             |
| March                    | 4.0                              | 7.4                             | 53.0                                  | 60.4                       | 13.6                 | 74.0             | 29.0                            | 10.5                                  | 11.4                       | 7.1                  | 10.3             |
| April                    | 3.9                              | 8.6                             | 52.7                                  | 61.2                       | 10.2                 | 71.4             | 33.7                            | 10.4                                  | 11.5                       | 5.4                  | 9.9              |
| May                      | 4.5                              | 8.0                             | 51.2                                  | 59.2                       | 10.1                 | 69.3             | 30.9                            | 10.1                                  | 11.1                       | 5.3                  | 9.6              |
| June                     | 4.7                              | 8.5                             | 51.9                                  | 60.4                       | 11.7                 | 72.0             | 34.8                            | 10.4                                  | 11.5                       | 5.8                  | 9.9              |
| July                     | 6.2                              | 9.0                             | 47.2                                  | 56.2                       | 10.3                 | 66.5             | 38.0                            | 9.3                                   | 10.6                       | 5.3                  | 9.2              |
| August                   | 4.5                              | 7.8                             | 48.2                                  | 56.1                       | 11.4                 | 67.5             | 34.1                            | 9.5                                   | 10.6                       | 5.8                  | 9.3              |
| September                | 5.3                              | 8.2                             | 48.0                                  | 56.2                       | 14.5                 | 70.7             | 35.3                            | 9.4                                   | 10.6                       | 7.3                  | 9.7              |
| October                  | 6.8                              | 10.0                            | 45.1                                  | 55.1                       | 13.1                 | 68.2             | 40.2                            | 9.0                                   | 10.4                       | 6.9                  | 9.5              |
| November                 | 6.0                              | 9.1                             | 45.5                                  | 54.6                       | 9.4                  | 64.0             | 39.8                            | 8.9                                   | 10.2                       | 5.0                  | 8.9              |
| December                 | 6.6                              | 10.2                            | 45.6                                  | 55.8                       | 10.7                 | 66.5             | 36.2                            | 8.8                                   | 10.2                       | 5.8                  | 9.1              |
| <b>1996</b>              |                                  |                                 |                                       |                            |                      |                  |                                 |                                       |                            |                      |                  |
| January                  | 8.3                              | 12.3                            | 48.8                                  | 61.1                       | 13.7                 | 74.8             | 42.3                            | 9.6                                   | 11.4                       | 7.3                  | 10.4             |
| February                 | 6.9                              | 10.3                            | 51.2                                  | 61.5                       | 15.0                 | 76.4             | 37.8                            | 10.0                                  | 11.4                       | 7.8                  | 10.5             |
| <b>WESTERN AUSTRALIA</b> |                                  |                                 |                                       |                            |                      |                  |                                 |                                       |                            |                      |                  |
| <b>1994</b>              |                                  |                                 |                                       |                            |                      |                  |                                 |                                       |                            |                      |                  |
| December                 | 5.8                              | 9.2                             | 41.4                                  | 50.6                       | 13.1                 | 63.7             | 20.5                            | 6.7                                   | 7.6                        | 5.8                  | 7.1              |
| <b>1995</b>              |                                  |                                 |                                       |                            |                      |                  |                                 |                                       |                            |                      |                  |
| January                  | 6.4                              | 10.4                            | 47.9                                  | 58.3                       | 13.7                 | 71.9             | 21.6                            | 7.8                                   | 8.8                        | 6.1                  | 8.1              |
| February                 | 5.7                              | 10.8                            | 51.7                                  | 62.5                       | 16.4                 | 78.9             | 23.1                            | 8.3                                   | 9.3                        | 7.6                  | 8.9              |
| March                    | 3.7                              | 9.1                             | 45.2                                  | 54.4                       | 15.2                 | 69.5             | 21.6                            | 7.3                                   | 8.2                        | 6.5                  | 7.8              |
| April                    | 3.0                              | 7.6                             | 43.5                                  | 51.1                       | 15.0                 | 66.1             | 18.1                            | 6.9                                   | 7.6                        | 6.4                  | 7.3              |
| May                      | * 2.2                            | 7.2                             | 44.6                                  | 51.8                       | 14.1                 | 65.8             | 17.0                            | 7.1                                   | 7.7                        | 6.2                  | 7.3              |
| June                     | 3.5                              | 8.9                             | 43.1                                  | 52.1                       | 10.0                 | 62.0             | 21.1                            | 6.9                                   | 7.8                        | 4.4                  | 6.9              |
| July                     | 3.4                              | 9.8                             | 41.0                                  | 50.8                       | 12.0                 | 62.8             | 21.7                            | 6.6                                   | 7.6                        | 5.3                  | 7.0              |
| August                   | * 2.1                            | 7.3                             | 40.4                                  | 47.7                       | 12.6                 | 60.3             | 17.5                            | 6.5                                   | 7.2                        | 5.6                  | 6.8              |
| September                | 3.7                              | 6.7                             | 44.8                                  | 51.5                       | 16.4                 | 67.9             | 15.7                            | 7.1                                   | 7.6                        | 7.2                  | 7.5              |
| October                  | 4.2                              | 7.9                             | 41.1                                  | 49.0                       | 12.8                 | 61.8             | 19.3                            | 6.6                                   | 7.3                        | 5.7                  | 6.9              |
| November                 | 4.3                              | 7.9                             | 41.9                                  | 49.8                       | 14.8                 | 64.6             | 21.4                            | 6.7                                   | 7.5                        | 6.5                  | 7.2              |
| December                 | 5.6                              | 10.6                            | 43.2                                  | 53.8                       | 14.0                 | 67.8             | 24.4                            | 6.9                                   | 8.0                        | 6.1                  | 7.5              |
| <b>1996</b>              |                                  |                                 |                                       |                            |                      |                  |                                 |                                       |                            |                      |                  |
| January                  | 4.1                              | 10.3                            | 48.8                                  | 59.1                       | 17.7                 | 76.8             | 23.0                            | 7.8                                   | 8.8                        | 8.0                  | 8.6              |
| February                 | 3.8                              | 9.2                             | 51.2                                  | 60.3                       | 18.6                 | 78.9             | 21.7                            | 8.0                                   | 8.8                        | 8.3                  | 8.7              |
| <b>TASMANIA</b>          |                                  |                                 |                                       |                            |                      |                  |                                 |                                       |                            |                      |                  |
| <b>1994</b>              |                                  |                                 |                                       |                            |                      |                  |                                 |                                       |                            |                      |                  |
| December                 | 3.6                              | 4.9                             | 17.2                                  | 22.2                       | 2.9                  | 25.1             | 39.3                            | 11.0                                  | 13.2                       | 5.2                  | 11.2             |
| <b>1995</b>              |                                  |                                 |                                       |                            |                      |                  |                                 |                                       |                            |                      |                  |
| January                  | 4.0                              | 5.6                             | 17.7                                  | 23.4                       | 4.7                  | 28.0             | 43.5                            | 11.4                                  | 13.9                       | 8.5                  | 12.6             |
| February                 | 3.6                              | 5.0                             | 17.5                                  | 22.5                       | 4.0                  | 26.5             | 40.2                            | 11.2                                  | 13.4                       | 7.6                  | 12.0             |
| March                    | 2.7                              | 3.6                             | 14.8                                  | 18.4                       | 4.0                  | 22.4             | 34.2                            | 9.6                                   | 11.2                       | 6.9                  | 10.1             |
| April                    | 2.1                              | 2.9                             | 15.8                                  | 18.7                       | 2.9                  | 21.6             | 29.5                            | 10.3                                  | 11.5                       | 4.8                  | 9.7              |
| May                      | 2.5                              | 3.6                             | 13.7                                  | 17.4                       | 4.2                  | 21.6             | 36.9                            | 9.0                                   | 10.7                       | 6.9                  | 9.7              |
| June                     | 1.9                              | 3.3                             | 14.7                                  | 18.0                       | 3.1                  | 21.1             | 31.1                            | 9.7                                   | 11.1                       | 5.5                  | 9.6              |
| July                     | 1.8                              | 2.7                             | 13.3                                  | 16.0                       | 3.3                  | 19.3             | 30.1                            | 8.7                                   | 9.9                        | 5.6                  | 8.7              |
| August                   | 1.4                              | 2.9                             | 16.0                                  | 18.9                       | 3.2                  | 22.1             | 31.8                            | 10.5                                  | 11.7                       | 5.7                  | 10.2             |
| September                | * 1.0                            | 2.3                             | 14.9                                  | 17.2                       | 3.2                  | 20.4             | 24.8                            | 9.7                                   | 10.6                       | 5.5                  | 9.2              |
| October                  | * 1.1                            | 2.1                             | 13.6                                  | 15.7                       | 3.4                  | 19.1             | 23.6                            | 9.0                                   | 9.8                        | 5.8                  | 8.7              |
| November                 | 1.6                              | 2.3                             | 16.7                                  | 19.0                       | 3.9                  | 22.9             | 25.1                            | 11.0                                  | 11.8                       | 6.4                  | 10.3             |
| December                 | 3.1                              | 4.9                             | 15.9                                  | 20.8                       | 3.3                  | 24.1             | 39.3                            | 10.2                                  | 12.3                       | 5.4                  | 10.5             |
| <b>1996</b>              |                                  |                                 |                                       |                            |                      |                  |                                 |                                       |                            |                      |                  |
| January                  | 2.8                              | 4.6                             | 15.5                                  | 20.2                       | 4.0                  | 24.2             | 38.9                            | 10.1                                  | 12.1                       | 7.1                  | 10.8             |
| February                 | 2.6                              | 4.2                             | 14.7                                  | 18.9                       | 4.7                  | 23.6             | 34.1                            | 9.4                                   | 11.2                       | 8.0                  | 10.4             |

UNEMPLOYED PERSONS—Northern Territory and Australian Capital Territory: Original

| Month                               | NUMBER OF UNEMPLOYED PERSONS.....     |                                      |  |                                 |                            |                        | UNEMPLOYMENT RATE.....           |  |                             |                        |                     |
|-------------------------------------|---------------------------------------|--------------------------------------|--|---------------------------------|----------------------------|------------------------|----------------------------------|--|-----------------------------|------------------------|---------------------|
|                                     | Aged 15-19 seeking first ft job '000s | Aged 15-19 looking for ft work '000s | Aged 20 and over looking for ft work '000s | Total looking for ft work '000s | Looking for p/t work '000s | Total unemployed '000s | Aged 15-19 looking for ft work % | Aged 20 and over looking for ft work % | Total looking for ft work % | Looking for p/t work % | Total unemp-loyed % |
| <b>NORTHERN TERRITORY</b>           |                                       |                                      |  |                                 |                            |                        |                                  |  |                             |                        |                     |
| <b>1994</b>                         |                                       |                                      |  |                                 |                            |                        |                                  |  |                             |                        |                     |
| December                            | * 0.4                                 | * 1.1                                | 4.1  | 5.2                             | 1.4                        | 6.5                    | * 27.3                           | 5.9                                    | 7.0                         | 7.5                    | 7.1                 |
| <b>1995</b>                         |                                       |                                      |  |                                 |                            |                        |                                  |  |                             |                        |                     |
| January                             | * 0.3                                 | * 0.6                                | 5.7  | 6.3                             | 1.8                        | 8.1                    | * 20.6                           | 8.2                                    | 8.7                         | 10.8                   | 9.1                 |
| February                            | * 0.4                                 | * 0.9                                | 5.1  | 6.0                             | 1.7                        | 7.8                    | * 31.5                           | 7.5                                    | 8.5                         | 9.7                    | 8.7                 |
| March                               | * 0.5                                 | * 1.0                                | 4.2  | 5.2                             | 1.3                        | 6.5                    | * 30.2                           | 6.2                                    | 7.3                         | 7.2                    | 7.3                 |
| April                               | * 0.2                                 | * 0.8                                | 3.8  | 4.6                             | 1.3                        | 5.9                    | * 28.2                           | 5.5                                    | 6.4                         | 7.4                    | 6.6                 |
| May                                 | * 0.3                                 | * 0.9                                | 3.7  | 4.6                             | * 0.9                      | 5.5                    | * 25.0                           | 5.6                                    | 6.6                         | * 5.2                  | 6.4                 |
| June                                | * 0.4                                 | * 0.7                                | 3.5  | 4.2                             | * 1.1                      | 5.3                    | * 19.7                           | 5.3                                    | 6.1                         | * 6.4                  | 6.1                 |
| July                                | * 0.5                                 | * 1.0                                | 4.7  | 5.7                             | 1.3                        | 7.0                    | * 27.6                           | 7.1                                    | 8.2                         | 7.1                    | 8.0                 |
| August                              | * 0.3                                 | * 0.7                                | 4.5  | 5.2                             | 1.3                        | 6.5                    | * 21.6                           | 7.0                                    | 7.7                         | 7.6                    | 7.6                 |
| September                           | * 0.4                                 | * 0.7                                | 4.2  | 4.8                             | * 1.2                      | 6.1                    | * 17.8                           | 6.7                                    | 7.4                         | * 6.2                  | 7.1                 |
| October                             | * 0.3                                 | * 1.2                                | 4.6  | 5.8                             | * 0.4                      | 6.2                    | * 30.6                           | 7.2                                    | 8.5                         | * 2.5                  | 7.2                 |
| November                            | * 0.2                                 | * 0.5                                | 4.3  | 4.8                             | 1.5                        | 6.3                    | * 18.6                           | 6.7                                    | 7.2                         | 6.7                    | 7.1                 |
| December                            | * 0.3                                 | * 0.9                                | 3.7  | 4.7                             | 1.3                        | 6.0                    | * 34.3                           | 5.9                                    | 7.0                         | 6.0                    | 6.8                 |
| <b>1996</b>                         |                                       |                                      |  |                                 |                            |                        |                                  |  |                             |                        |                     |
| January                             | * 0.5                                 | * 1.0                                | 4.1  | 5.1                             | 1.3                        | 6.4                    | * 30.1                           | 6.2                                    | 7.4                         | 6.4                    | 7.2                 |
| February                            | * 0.2                                 | * 0.8                                | 4.6  | 5.4                             | * 0.9                      | 6.3                    | * 30.8                           | 7.0                                    | 7.8                         | * 4.8                  | 7.2                 |
| <b>AUSTRALIAN CAPITAL TERRITORY</b> |                                       |                                      |  |                                 |                            |                        |                                  |  |                             |                        |                     |
| <b>1994</b>                         |                                       |                                      |  |                                 |                            |                        |                                  |  |                             |                        |                     |
| December                            | 1.0                                   | 1.6                                  | 7.7  | 9.3                             | 2.9                        | 12.2                   | 27.0                             | 6.2                                    | 7.1                         | 7.4                    | 7.2                 |
| <b>1995</b>                         |                                       |                                      |  |                                 |                            |                        |                                  |  |                             |                        |                     |
| January                             | 1.2                                   | 1.8                                  | 7.3  | 9.1                             | 3.7                        | 12.9                   | 34.4                             | 6.1                                    | 7.3                         | 10.1                   | 7.9                 |
| February                            | 1.0                                   | 1.8                                  | 7.6  | 9.4                             | 4.7                        | 14.1                   | 32.4                             | 6.3                                    | 7.4                         | 11.5                   | 8.4                 |
| March                               | * 0.4                                 | 1.1                                  | 8.3  | 9.4                             | 4.3                        | 13.7                   | 27.3                             | 6.9                                    | 7.6                         | 9.9                    | 8.2                 |
| April                               | * 0.7                                 | 1.1                                  | 7.1  | 8.3                             | 3.4                        | 11.7                   | 26.5                             | 6.0                                    | 6.7                         | 8.0                    | 7.0                 |
| May                                 | * 0.7                                 | 1.2                                  | 7.5  | 8.7                             | 3.4                        | 12.2                   | 28.9                             | 6.2                                    | 6.9                         | 8.5                    | 7.3                 |
| June                                | * 0.3                                 | * 0.6                                | 7.6  | 8.3                             | 2.5                        | 10.8                   | * 17.1                           | 6.3                                    | 6.6                         | 5.7                    | 6.4                 |
| July                                | * 0.5                                 | 1.3                                  | 6.6  | 7.9                             | 3.2                        | 11.1                   | 28.7                             | 5.4                                    | 6.3                         | 7.4                    | 6.5                 |
| August                              | * 0.6                                 | 1.6                                  | 7.2  | 8.9                             | 3.3                        | 12.1                   | 39.3                             | 6.0                                    | 7.1                         | 7.1                    | 7.1                 |
| September                           | * 0.9                                 | 1.5                                  | 5.4  | 7.0                             | 3.6                        | 10.6                   | 42.6                             | 4.4                                    | 5.5                         | 7.8                    | 6.2                 |
| October                             | * 0.7                                 | 1.1                                  | 5.1  | 6.1                             | 3.6                        | 9.7                    | 33.4                             | 4.2                                    | 5.0                         | 7.9                    | 5.8                 |
| November                            | * 0.9                                 | 2.1                                  | 6.7  | 8.8                             | 3.1                        | 11.9                   | 47.2                             | 5.5                                    | 6.9                         | 6.9                    | 6.9                 |
| December                            | 1.2                                   | 2.3                                  | 6.7  | 9.0                             | 3.6                        | 12.6                   | 43.4                             | 5.3                                    | 6.8                         | 8.4                    | 7.2                 |
| <b>1996</b>                         |                                       |                                      |  |                                 |                            |                        |                                  |  |                             |                        |                     |
| January                             | 1.3                                   | 2.2                                  | 8.6  | 10.8                            | 3.8                        | 14.6                   | 43.0                             | 6.8                                    | 8.2                         | 9.9                    | 8.6                 |
| February                            | 1.2                                   | 2.0                                  | 8.0  | 10.0                            | 5.1                        | 15.1                   | 42.9                             | 6.5                                    | 7.8                         | 11.8                   | 8.8                 |





LABOUR FORCE STATUS (AGED 15 AND OVER)-New South Wales-revised

SEASONALLY ADJUSTED.....

TREND.....

| Month          | SEASONALLY ADJUSTED      |                      |                        |                      |                       | TREND                    |                      |                        |                      |                       | Civilian population aged 15 and over '000s |
|----------------|--------------------------|----------------------|------------------------|----------------------|-----------------------|--------------------------|----------------------|------------------------|----------------------|-----------------------|--|
|                | Employed full time '000s | Total employed '000s | Total unemployed '000s | Unemp-loyment rate % | Partic-ipation rate % | Employed full time '000s | Total employed '000s | Total unemployed '000s | Unemp-loyment rate % | Partic-ipation rate % |  |
| <b>MALES</b>   |                          |                      |                        |                      |                       |                          |                      |                        |                      |                       |  |
| <b>1994</b>    |                          |                      |                        |                      |                       |                          |                      |                        |                      |                       |  |
| December       | 1 382.7                  | 1 546.7              | 149.7                  | 8.8                  | 72.5                  | 1 383.9                  | 1 549.7              | 150.4                  | 8.8                  | 72.6                  | 2 341.0                                    |
| <b>1995</b>    |                          |                      |                        |                      |                       |                          |                      |                        |                      |                       |  |
| January        | 1 389.1                  | 1 561.1              | 152.5                  | 8.9                  | 73.1                  | 1 390.5                  | 1 566.0              | 148.5                  | 8.7                  | 72.7                  | 2 343.8                                    |
| February       | 1 405.3                  | 1 569.0              | 145.8                  | 8.5                  | 73.1                  | 1 396.7                  | 1 561.9              | 146.2                  | 8.6                  | 72.8                  | 2 346.5                                    |
| March          | 1 401.4                  | 1 560.9              | 144.3                  | 8.5                  | 72.6                  | 1 402.0                  | 1 566.5              | 143.7                  | 8.4                  | 72.8                  | 2 349.3                                    |
| April          | 1 402.8                  | 1 570.2              | 138.5                  | 8.1                  | 72.7                  | 1 406.8                  | 1 570.0              | 141.2                  | 8.3                  | 72.8                  | 2 351.9                                    |
| May            | 1 406.1                  | 1 571.6              | 141.2                  | 8.2                  | 72.7                  | 1 410.5                  | 1 572.6              | 139.3                  | 8.1                  | 72.7                  | 2 354.6                                    |
| June           | 1 415.6                  | 1 577.0              | 136.8                  | 8.0                  | 72.7                  | 1 413.1                  | 1 574.8              | 138.7                  | 8.1                  | 72.7                  | 2 357.2                                    |
| July           | 1 420.3                  | 1 575.1              | 137.9                  | 8.1                  | 72.6                  | 1 414.3                  | 1 577.4              | 138.9                  | 8.1                  | 72.7                  | 2 359.4                                    |
| August         | 1 416.5                  | 1 580.1              | 138.8                  | 8.1                  | 72.8                  | 1 415.0                  | 1 580.5              | 139.4                  | 8.1                  | 72.8                  | 2 361.6                                    |
| September      | 1 417.1                  | 1 587.7              | 142.6                  | 8.2                  | 73.2                  | 1 415.7                  | 1 583.6              | 139.7                  | 8.1                  | 72.9                  | 2 363.7                                    |
| October        | 1 405.4                  | 1 578.5              | 140.8                  | 8.2                  | 72.7                  | 1 416.7                  | 1 586.5              | 139.7                  | 8.1                  | 73.0                  | 2 366.2                                    |
| November       | 1 415.6                  | 1 594.0              | 142.8                  | 8.2                  | 73.3                  | 1 418.6                  | 1 589.2              | 139.6                  | 8.1                  | 73.0                  | 2 368.7                                    |
| December       | 1 426.2                  | 1 595.2              | 129.1                  | 7.5                  | 72.7                  | 1 421.1                  | 1 591.5              | 139.3                  | 8.0                  | 73.0                  | 2 371.1                                    |
| <b>1996</b>    |                          |                      |                        |                      |                       |                          |                      |                        |                      |                       |  |
| January        | 1 434.8                  | 1 591.2              | 144.7                  | 8.3                  | 73.1                  | 1 423.5                  | 1 593.3              | 139.1                  | 8.0                  | 73.0                  | 2 374.1                                    |
| February       | 1 417.7                  | 1 592.9              | 139.3                  | 8.0                  | 72.9                  | 1 425.6                  | 1 594.3              | 139.0                  | 8.0                  | 72.9                  | 2 377.1                                    |
| <b>FEMALES</b> |                          |                      |                        |                      |                       |                          |                      |                        |                      |                       |  |
| <b>1994</b>    |                          |                      |                        |                      |                       |                          |                      |                        |                      |                       |  |
| December       | 699.6                    | 1 155.2              | 110.8                  | 8.7                  | 52.2                  | 695.6                    | 1 151.1              | 106.8                  | 8.5                  | 51.8                  | 2 426.3                                    |
| <b>1995</b>    |                          |                      |                        |                      |                       |                          |                      |                        |                      |                       |  |
| January        | 693.4                    | 1 159.4              | 101.6                  | 8.1                  | 51.9                  | 692.5                    | 1 152.4              | 106.4                  | 8.5                  | 51.8                  | 2 428.6                                    |
| February       | 687.4                    | 1 149.8              | 114.5                  | 9.1                  | 52.0                  | 690.6                    | 1 154.3              | 104.6                  | 8.3                  | 51.8                  | 2 430.9                                    |
| March          | 680.9                    | 1 150.3              | 101.4                  | 8.1                  | 51.4                  | 690.9                    | 1 157.7              | 101.6                  | 8.1                  | 51.8                  | 2 433.1                                    |
| April          | 699.3                    | 1 165.3              | 93.9                   | 7.5                  | 51.7                  | 694.2                    | 1 163.0              | 97.9                   | 7.8                  | 51.8                  | 2 435.5                                    |
| May            | 701.0                    | 1 163.9              | 94.7                   | 7.5                  | 51.6                  | 700.1                    | 1 169.6              | 94.1                   | 7.4                  | 51.8                  | 2 437.8                                    |
| June           | 709.4                    | 1 189.9              | 89.2                   | 7.0                  | 52.4                  | 707.8                    | 1 177.6              | 91.3                   | 7.2                  | 52.0                  | 2 440.2                                    |
| July           | 711.0                    | 1 182.5              | 86.8                   | 6.8                  | 52.0                  | 715.9                    | 1 186.4              | 89.9                   | 7.0                  | 52.3                  | 2 442.5                                    |
| August         | 723.5                    | 1 189.6              | 97.2                   | 7.6                  | 52.6                  | 723.5                    | 1 194.8              | 89.7                   | 7.0                  | 52.5                  | 2 444.7                                    |
| September      | 735.1                    | 1 200.3              | 85.5                   | 6.7                  | 52.5                  | 729.0                    | 1 201.5              | 90.3                   | 7.0                  | 52.8                  | 2 447.0                                    |
| October        | 730.3                    | 1 211.7              | 88.6                   | 6.8                  | 53.1                  | 731.9                    | 1 206.2              | 91.0                   | 7.0                  | 53.0                  | 2 449.4                                    |
| November       | 737.3                    | 1 214.1              | 98.4                   | 7.5                  | 53.5                  | 732.5                    | 1 208.7              | 91.6                   | 7.0                  | 53.0                  | 2 451.9                                    |
| December       | 731.4                    | 1 212.0              | 89.2                   | 6.9                  | 53.0                  | 731.3                    | 1 209.6              | 92.2                   | 7.1                  | 53.0                  | 2 454.4                                    |
| <b>1996</b>    |                          |                      |                        |                      |                       |                          |                      |                        |                      |                       |  |
| January        | 732.0                    | 1 207.1              | 90.9                   | 7.0                  | 52.8                  | 729.1                    | 1 209.2              | 92.7                   | 7.1                  | 53.0                  | 2 457.5                                    |
| February       | 714.8                    | 1 198.3              | 95.1                   | 7.4                  | 52.6                  | 725.8                    | 1 207.5              | 92.8                   | 7.1                  | 52.8                  | 2 460.7                                    |
| <b>PERSONS</b> |                          |                      |                        |                      |                       |                          |                      |                        |                      |                       |  |
| <b>1994</b>    |                          |                      |                        |                      |                       |                          |                      |                        |                      |                       |  |
| December       | 2 082.2                  | 2 701.9              | 260.5                  | 8.8                  | 62.1                  | 2 079.5                  | 2 700.8              | 257.2                  | 8.7                  | 62.0                  | 4 767.4                                    |
| <b>1995</b>    |                          |                      |                        |                      |                       |                          |                      |                        |                      |                       |  |
| January        | 2 082.5                  | 2 720.5              | 254.1                  | 8.5                  | 62.3                  | 2 083.0                  | 2 708.5              | 254.9                  | 8.6                  | 62.1                  | 4 772.4                                    |
| February       | 2 092.8                  | 2 718.7              | 260.3                  | 8.7                  | 62.4                  | 2 087.3                  | 2 716.2              | 250.9                  | 8.5                  | 62.1                  | 4 777.4                                    |
| March          | 2 082.3                  | 2 711.3              | 245.7                  | 8.3                  | 61.8                  | 2 092.9                  | 2 724.2              | 245.3                  | 8.3                  | 62.1                  | 4 782.4                                    |
| April          | 2 102.2                  | 2 735.5              | 232.3                  | 7.8                  | 62.0                  | 2 101.0                  | 2 733.0              | 239.1                  | 8.0                  | 62.1                  | 4 787.4                                    |
| May            | 2 107.1                  | 2 735.5              | 235.8                  | 7.9                  | 62.0                  | 2 110.6                  | 2 742.1              | 233.4                  | 7.8                  | 62.1                  | 4 792.4                                    |
| June           | 2 124.9                  | 2 767.0              | 226.1                  | 7.6                  | 62.4                  | 2 120.9                  | 2 752.4              | 229.9                  | 7.7                  | 62.2                  | 4 797.4                                    |
| July           | 2 131.3                  | 2 757.7              | 224.7                  | 7.5                  | 62.1                  | 2 130.3                  | 2 763.8              | 228.8                  | 7.6                  | 62.3                  | 4 801.8                                    |
| August         | 2 140.0                  | 2 769.7              | 236.0                  | 7.9                  | 62.5                  | 2 138.5                  | 2 775.4              | 229.1                  | 7.6                  | 62.5                  | 4 806.3                                    |
| September      | 2 152.3                  | 2 788.0              | 228.1                  | 7.6                  | 62.7                  | 2 144.6                  | 2 785.2              | 230.1                  | 7.6                  | 62.7                  | 4 810.7                                    |
| October        | 2 135.7                  | 2 790.2              | 229.5                  | 7.6                  | 62.7                  | 2 148.6                  | 2 792.7              | 230.7                  | 7.6                  | 62.8                  | 4 815.6                                    |
| November       | 2 152.8                  | 2 808.1              | 241.2                  | 7.9                  | 63.3                  | 2 151.1                  | 2 797.9              | 231.2                  | 7.6                  | 62.8                  | 4 820.6                                    |
| December       | 2 157.6                  | 2 807.3              | 218.3                  | 7.2                  | 62.7                  | 2 152.3                  | 2 801.0              | 231.4                  | 7.6                  | 62.8                  | 4 825.5                                    |
| <b>1996</b>    |                          |                      |                        |                      |                       |                          |                      |                        |                      |                       |  |
| January        | 2 166.9                  | 2 798.3              | 235.7                  | 7.8                  | 62.8                  | 2 152.5                  | 2 802.5              | 231.8                  | 7.6                  | 62.8                  | 4 831.6                                    |
| February       | 2 132.5                  | 2 791.2              | 234.4                  | 7.7                  | 62.5                  | 2 151.4                  | 2 801.8              | 231.9                  | 7.6                  | 62.7                  | 4 837.7                                    |

LABOUR FORCE STATUS (AGED 15 AND OVER)-Victoria-revised

| Month          | SEASONALLY ADJUSTED..... |                      |                        |                     |                      | TREND.....               |                      |                        |                     |                      | Civilian population aged 15 and over '000s |
|----------------|--------------------------|----------------------|------------------------|---------------------|----------------------|--------------------------|----------------------|------------------------|---------------------|----------------------|--|
|                | Employed full time '000s | Total employed '000s | Total unemployed '000s | Unemployment rate % | Participation rate % | Employed full time '000s | Total employed '000s | Total unemployed '000s | Unemployment rate % | Participation rate % |  |
| <b>MALES</b>   |                          |                      |                        |                     |                      |                          |                      |                        |                     |                      |  |
| <b>1994</b>    |                          |                      |                        |                     |                      |                          |                      |                        |                     |                      |  |
| December       | 1 019.5                  | 1 154.1              | 124.2                  | 9.7                 | 73.9                 | 1 024.1                  | 1 154.4              | 125.4                  | 9.8                 | 74.0                 | 1 729.4                                    |
| <b>1995</b>    |                          |                      |                        |                     |                      |                          |                      |                        |                     |                      |  |
| January        | 1 025.3                  | 1 154.0              | 126.2                  | 9.9                 | 74.0                 | 1 028.9                  | 1 160.2              | 122.7                  | 9.6                 | 74.1                 | 1 730.9                                    |
| February       | 1 038.6                  | 1 173.6              | 120.6                  | 9.3                 | 74.7                 | 1 033.6                  | 1 165.0              | 120.0                  | 9.3                 | 74.2                 | 1 732.5                                    |
| March          | 1 039.4                  | 1 170.9              | 114.6                  | 8.9                 | 74.1                 | 1 037.1                  | 1 167.9              | 117.8                  | 9.2                 | 74.1                 | 1 734.0                                    |
| April          | 1 041.6                  | 1 168.5              | 115.0                  | 9.0                 | 74.0                 | 1 039.3                  | 1 169.1              | 116.3                  | 9.0                 | 74.1                 | 1 735.6                                    |
| May            | 1 041.1                  | 1 169.7              | 115.7                  | 9.0                 | 74.0                 | 1 040.0                  | 1 168.3              | 116.0                  | 9.0                 | 73.9                 | 1 737.1                                    |
| June           | 1 035.2                  | 1 162.4              | 116.5                  | 9.1                 | 73.6                 | 1 039.7                  | 1 166.3              | 116.9                  | 9.1                 | 73.8                 | 1 738.7                                    |
| July           | 1 038.4                  | 1 161.7              | 120.9                  | 9.4                 | 73.7                 | 1 039.5                  | 1 164.6              | 118.0                  | 9.2                 | 73.7                 | 1 739.8                                    |
| August         | 1 041.0                  | 1 171.8              | 115.0                  | 8.9                 | 73.9                 | 1 040.4                  | 1 164.2              | 118.5                  | 9.2                 | 73.7                 | 1 741.0                                    |
| September      | 1 043.8                  | 1 161.1              | 122.1                  | 9.5                 | 73.7                 | 1 042.3                  | 1 165.6              | 118.0                  | 9.2                 | 73.7                 | 1 742.1                                    |
| October        | 1 041.5                  | 1 162.1              | 122.2                  | 9.5                 | 73.7                 | 1 044.7                  | 1 168.3              | 116.9                  | 9.1                 | 73.7                 | 1 743.4                                    |
| November       | 1 048.0                  | 1 175.2              | 108.3                  | 8.4                 | 73.6                 | 1 046.9                  | 1 171.8              | 115.8                  | 9.0                 | 73.8                 | 1 744.8                                    |
| December       | 1 051.1                  | 1 177.1              | 114.1                  | 8.8                 | 73.9                 | 1 048.7                  | 1 175.5              | 115.1                  | 8.9                 | 73.9                 | 1 746.1                                    |
| <b>1996</b>    |                          |                      |                        |                     |                      |                          |                      |                        |                     |                      |  |
| January        | 1 051.0                  | 1 179.8              | 113.2                  | 8.8                 | 74.0                 | 1 050.1                  | 1 179.0              | 114.8                  | 8.9                 | 74.0                 | 1 748.0                                    |
| February       | 1 049.1                  | 1 183.7              | 120.1                  | 9.2                 | 74.5                 | 1 051.1                  | 1 181.8              | 115.2                  | 8.9                 | 74.1                 | 1 749.9                                    |
| <b>FEMALES</b> |                          |                      |                        |                     |                      |                          |                      |                        |                     |                      |  |
| <b>1994</b>    |                          |                      |                        |                     |                      |                          |                      |                        |                     |                      |  |
| December       | 471.5                    | 844.4                | 93.1                   | 9.9                 | 51.9                 | 476.2                    | 847.7                | 92.6                   | 9.9                 | 52.1                 | 1 804.7                                    |
| <b>1995</b>    |                          |                      |                        |                     |                      |                          |                      |                        |                     |                      |  |
| January        | 480.0                    | 850.4                | 96.9                   | 10.2                | 52.5                 | 479.5                    | 853.0                | 91.1                   | 9.6                 | 52.3                 | 1 806.1                                    |
| February       | 485.3                    | 861.6                | 89.1                   | 9.4                 | 52.6                 | 484.7                    | 861.3                | 89.1                   | 9.4                 | 52.6                 | 1 807.6                                    |
| March          | 491.2                    | 871.6                | 86.3                   | 9.0                 | 53.0                 | 491.7                    | 871.4                | 86.4                   | 9.0                 | 53.0                 | 1 809.0                                    |
| April          | 497.2                    | 881.3                | 81.5                   | 8.5                 | 53.2                 | 499.0                    | 881.8                | 83.2                   | 8.6                 | 53.3                 | 1 810.6                                    |
| May            | 503.8                    | 891.9                | 80.4                   | 8.3                 | 53.7                 | 504.8                    | 889.5                | 80.8                   | 8.3                 | 53.5                 | 1 812.1                                    |
| June           | 511.2                    | 896.4                | 79.7                   | 8.2                 | 53.8                 | 508.2                    | 893.1                | 80.3                   | 8.2                 | 53.7                 | 1 813.7                                    |
| July           | 518.7                    | 898.9                | 79.1                   | 8.1                 | 53.9                 | 509.1                    | 892.7                | 81.5                   | 8.4                 | 53.7                 | 1 815.1                                    |
| August         | 510.0                    | 891.2                | 81.6                   | 8.4                 | 53.6                 | 508.4                    | 890.4                | 83.2                   | 8.5                 | 53.6                 | 1 816.5                                    |
| September      | 491.4                    | 886.3                | 85.3                   | 8.8                 | 53.4                 | 506.8                    | 888.5                | 84.6                   | 8.7                 | 53.5                 | 1 817.8                                    |
| October        | 506.8                    | 872.7                | 94.0                   | 9.7                 | 53.1                 | 505.2                    | 888.6                | 85.1                   | 8.7                 | 53.5                 | 1 819.1                                    |
| November       | 506.2                    | 892.2                | 87.0                   | 8.9                 | 53.8                 | 504.2                    | 891.1                | 84.8                   | 8.7                 | 53.6                 | 1 820.4                                    |
| December       | 509.2                    | 898.5                | 72.6                   | 7.5                 | 53.3                 | 503.6                    | 894.7                | 84.3                   | 8.6                 | 53.7                 | 1 821.7                                    |
| <b>1996</b>    |                          |                      |                        |                     |                      |                          |                      |                        |                     |                      |  |
| January        | 503.8                    | 911.5                | 84.3                   | 8.5                 | 54.6                 | 502.8                    | 898.4                | 83.8                   | 8.5                 | 53.9                 | 1 823.6                                    |
| February       | 496.4                    | 894.9                | 87.5                   | 8.9                 | 53.8                 | 502.4                    | 901.9                | 83.4                   | 8.5                 | 54.0                 | 1 825.4                                    |
| <b>PERSONS</b> |                          |                      |                        |                     |                      |                          |                      |                        |                     |                      |  |
| <b>1994</b>    |                          |                      |                        |                     |                      |                          |                      |                        |                     |                      |  |
| December       | 1 491.0                  | 1 998.4              | 217.3                  | 9.8                 | 62.7                 | 1 500.3                  | 2 002.1              | 218.0                  | 9.8                 | 62.8                 | 3 534.1                                    |
| <b>1995</b>    |                          |                      |                        |                     |                      |                          |                      |                        |                     |                      |  |
| January        | 1 505.3                  | 2 004.4              | 223.1                  | 10.0                | 63.0                 | 1 508.4                  | 2 013.2              | 213.7                  | 9.6                 | 63.0                 | 3 537.1                                    |
| February       | 1 523.9                  | 2 035.2              | 209.7                  | 9.3                 | 63.4                 | 1 518.3                  | 2 026.3              | 209.1                  | 9.4                 | 63.1                 | 3 540.1                                    |
| March          | 1 530.6                  | 2 042.5              | 201.0                  | 9.0                 | 63.3                 | 1 528.7                  | 2 039.4              | 204.2                  | 9.1                 | 63.3                 | 3 543.0                                    |
| April          | 1 538.8                  | 2 049.8              | 196.6                  | 8.7                 | 63.3                 | 1 538.3                  | 2 050.9              | 199.5                  | 8.9                 | 63.5                 | 3 546.2                                    |
| May            | 1 544.9                  | 2 061.6              | 196.0                  | 8.7                 | 63.6                 | 1 544.8                  | 2 057.8              | 196.8                  | 8.7                 | 63.5                 | 3 549.3                                    |
| June           | 1 546.4                  | 2 058.9              | 196.2                  | 8.7                 | 63.5                 | 1 547.9                  | 2 059.4              | 197.2                  | 8.7                 | 63.5                 | 3 552.4                                    |
| July           | 1 557.1                  | 2 060.6              | 200.0                  | 8.8                 | 63.6                 | 1 548.6                  | 2 057.3              | 199.5                  | 8.8                 | 63.5                 | 3 554.9                                    |
| August         | 1 551.0                  | 2 063.0              | 196.6                  | 8.7                 | 63.5                 | 1 548.7                  | 2 054.6              | 201.7                  | 8.9                 | 63.4                 | 3 557.4                                    |
| September      | 1 535.2                  | 2 047.4              | 207.4                  | 9.2                 | 63.3                 | 1 549.1                  | 2 054.1              | 202.6                  | 9.0                 | 63.4                 | 3 559.9                                    |
| October        | 1 548.3                  | 2 034.7              | 216.2                  | 9.6                 | 63.2                 | 1 549.9                  | 2 056.9              | 201.9                  | 8.9                 | 63.4                 | 3 562.6                                    |
| November       | 1 554.1                  | 2 067.4              | 195.3                  | 8.6                 | 63.5                 | 1 551.1                  | 2 062.9              | 200.6                  | 8.9                 | 63.5                 | 3 565.2                                    |
| December       | 1 560.3                  | 2 075.6              | 186.7                  | 8.3                 | 63.4                 | 1 552.3                  | 2 070.2              | 199.3                  | 8.8                 | 63.6                 | 3 567.8                                    |
| <b>1996</b>    |                          |                      |                        |                     |                      |                          |                      |                        |                     |                      |  |
| January        | 1 554.7                  | 2 091.3              | 197.5                  | 8.6                 | 64.1                 | 1 552.9                  | 2 077.4              | 198.7                  | 8.7                 | 63.7                 | 3 571.6                                    |
| February       | 1 545.5                  | 2 078.5              | 207.6                  | 9.1                 | 63.9                 | 1 553.5                  | 2 083.7              | 198.6                  | 8.7                 | 63.8                 | 3 575.3                                    |

LABOUR FORCE STATUS (AGED 15 AND OVER)-Queensland-revised

| Month          | SEASONALLY ADJUSTED..... |                      |                        |                     |                      | TREND.....               |                      |                        |                     |                      | Civilian population aged 15 and over '000s |
|----------------|--------------------------|----------------------|------------------------|---------------------|----------------------|--------------------------|----------------------|------------------------|---------------------|----------------------|--|
|                | Employed full time '000s | Total employed '000s | Total unemployed '000s | Unemployment rate % | Participation rate % | Employed full time '000s | Total employed '000s | Total unemployed '000s | Unemployment rate % | Participation rate % |  |
| <b>MALES</b>   |                          |                      |                        |                     |                      |                          |                      |                        |                     |                      |  |
| <b>1994</b>    |                          |                      |                        |                     |                      |                          |                      |                        |                     |                      |  |
| December       | 753.9                    | 844.3                | 79.4                   | 8.6                 | 74.4                 | 757.6                    | 843.9                | 81.0                   | 8.8                 | 74.5                 | 1 241.0                                    |
| <b>1995</b>    |                          |                      |                        |                     |                      |                          |                      |                        |                     |                      |  |
| January        | 761.6                    | 845.4                | 79.8                   | 8.6                 | 74.4                 | 760.2                    | 847.6                | 80.9                   | 8.7                 | 74.6                 | 1 244.1                                    |
| February       | 764.8                    | 850.9                | 81.9                   | 8.8                 | 74.8                 | 762.7                    | 851.3                | 81.5                   | 8.7                 | 74.8                 | 1 247.3                                    |
| March          | 762.8                    | 853.7                | 83.1                   | 8.9                 | 74.9                 | 764.5                    | 854.5                | 82.5                   | 8.8                 | 74.9                 | 1 250.4                                    |
| April          | 770.0                    | 863.8                | 82.5                   | 8.7                 | 75.5                 | 765.5                    | 857.0                | 83.7                   | 8.9                 | 75.1                 | 1 253.5                                    |
| May            | 762.8                    | 856.6                | 88.1                   | 9.3                 | 75.2                 | 765.4                    | 858.6                | 85.3                   | 9.0                 | 75.1                 | 1 256.6                                    |
| June           | 763.7                    | 857.3                | 86.3                   | 9.2                 | 74.9                 | 764.3                    | 859.1                | 87.5                   | 9.2                 | 75.1                 | 1 259.6                                    |
| July           | 763.6                    | 857.4                | 88.8                   | 9.4                 | 74.9                 | 762.8                    | 858.8                | 90.1                   | 9.5                 | 75.2                 | 1 262.7                                    |
| August         | 762.5                    | 861.0                | 90.1                   | 9.5                 | 75.1                 | 761.4                    | 858.3                | 93.3                   | 9.8                 | 75.2                 | 1 265.7                                    |
| September      | 763.6                    | 862.3                | 96.0                   | 10.0                | 75.5                 | 761.1                    | 858.3                | 96.1                   | 10.1                | 75.2                 | 1 268.7                                    |
| October        | 755.4                    | 850.6                | 104.5                  | 10.9                | 75.1                 | 762.4                    | 859.5                | 97.8                   | 10.2                | 75.3                 | 1 271.5                                    |
| November       | 764.1                    | 862.7                | 98.0                   | 10.2                | 75.4                 | 765.2                    | 861.4                | 98.0                   | 10.2                | 75.3                 | 1 274.2                                    |
| December       | 769.6                    | 864.8                | 97.0                   | 10.1                | 75.3                 | 769.1                    | 864.0                | 97.1                   | 10.1                | 75.3                 | 1 276.9                                    |
| <b>1996</b>    |                          |                      |                        |                     |                      |                          |                      |                        |                     |                      |  |
| January        | 771.9                    | 864.6                | 97.9                   | 10.2                | 75.2                 | 773.4                    | 866.9                | 95.4                   | 9.9                 | 75.2                 | 1 279.8                                    |
| February       | 786.5                    | 876.1                | 85.3                   | 8.9                 | 74.9                 | 777.7                    | 869.6                | 93.3                   | 9.7                 | 75.1                 | 1 282.7                                    |
| <b>FEMALES</b> |                          |                      |                        |                     |                      |                          |                      |                        |                     |                      |  |
| <b>1994</b>    |                          |                      |                        |                     |                      |                          |                      |                        |                     |                      |  |
| December       | 355.1                    | 623.6                | 56.5                   | 8.3                 | 53.8                 | 353.4                    | 627.6                | 59.2                   | 8.6                 | 54.3                 | 1 264.8                                    |
| <b>1995</b>    |                          |                      |                        |                     |                      |                          |                      |                        |                     |                      |  |
| January        | 337.2                    | 628.1                | 58.3                   | 8.5                 | 54.1                 | 353.7                    | 632.5                | 59.5                   | 8.6                 | 54.6                 | 1 267.9                                    |
| February       | 356.3                    | 640.3                | 61.1                   | 8.7                 | 55.2                 | 356.7                    | 638.0                | 60.1                   | 8.6                 | 54.9                 | 1 271.0                                    |
| March          | 361.2                    | 643.6                | 63.0                   | 8.9                 | 55.5                 | 362.2                    | 643.9                | 60.6                   | 8.6                 | 55.3                 | 1 274.1                                    |
| April          | 378.5                    | 653.8                | 58.8                   | 8.3                 | 55.8                 | 368.7                    | 649.1                | 60.8                   | 8.6                 | 55.6                 | 1 276.9                                    |
| May            | 373.7                    | 648.1                | 62.7                   | 8.8                 | 55.5                 | 374.5                    | 652.3                | 60.5                   | 8.5                 | 55.7                 | 1 279.8                                    |
| June           | 379.1                    | 655.6                | 61.3                   | 8.5                 | 55.9                 | 378.3                    | 653.3                | 60.0                   | 8.4                 | 55.6                 | 1 282.7                                    |
| July           | 379.0                    | 658.1                | 55.2                   | 7.7                 | 55.5                 | 379.8                    | 652.5                | 59.8                   | 8.4                 | 55.4                 | 1 285.6                                    |
| August         | 377.4                    | 648.9                | 61.1                   | 8.6                 | 55.1                 | 379.6                    | 651.4                | 60.0                   | 8.4                 | 55.2                 | 1 288.5                                    |
| September      | 381.7                    | 646.6                | 60.0                   | 8.5                 | 54.7                 | 378.8                    | 650.9                | 60.6                   | 8.5                 | 55.1                 | 1 291.5                                    |
| October        | 376.5                    | 646.4                | 62.8                   | 8.9                 | 54.8                 | 377.8                    | 651.2                | 61.4                   | 8.6                 | 55.1                 | 1 294.5                                    |
| November       | 378.7                    | 654.0                | 63.4                   | 8.8                 | 55.3                 | 376.7                    | 652.0                | 62.2                   | 8.7                 | 55.0                 | 1 297.4                                    |
| December       | 373.3                    | 658.6                | 61.2                   | 8.5                 | 55.4                 | 375.7                    | 652.9                | 62.7                   | 8.8                 | 55.0                 | 1 300.4                                    |
| <b>1996</b>    |                          |                      |                        |                     |                      |                          |                      |                        |                     |                      |  |
| January        | 372.8                    | 656.1                | 63.6                   | 8.8                 | 55.2                 | 374.9                    | 653.6                | 63.1                   | 8.8                 | 55.0                 | 1 303.3                                    |
| February       | 376.8                    | 648.2                | 62.7                   | 8.8                 | 54.4                 | 374.4                    | 654.2                | 63.0                   | 8.8                 | 54.9                 | 1 306.2                                    |
| <b>PERSONS</b> |                          |                      |                        |                     |                      |                          |                      |                        |                     |                      |  |
| <b>1994</b>    |                          |                      |                        |                     |                      |                          |                      |                        |                     |                      |  |
| December       | 1 109.1                  | 1 467.8              | 135.9                  | 8.5                 | 64.0                 | 1 111.0                  | 1 471.5              | 140.2                  | 8.7                 | 64.3                 | 2 505.8                                    |
| <b>1995</b>    |                          |                      |                        |                     |                      |                          |                      |                        |                     |                      |  |
| January        | 1 098.8                  | 1 473.5              | 138.1                  | 8.6                 | 64.2                 | 1 113.9                  | 1 480.1              | 140.4                  | 8.7                 | 64.5                 | 2 512.0                                    |
| February       | 1 121.0                  | 1 491.2              | 143.0                  | 8.8                 | 64.9                 | 1 119.4                  | 1 489.4              | 141.6                  | 8.7                 | 64.8                 | 2 518.2                                    |
| March          | 1 124.0                  | 1 497.3              | 146.1                  | 8.9                 | 65.1                 | 1 126.7                  | 1 498.4              | 143.1                  | 8.7                 | 65.0                 | 2 524.5                                    |
| April          | 1 148.4                  | 1 517.6              | 141.4                  | 8.5                 | 65.6                 | 1 134.2                  | 1 506.1              | 144.5                  | 8.8                 | 65.2                 | 2 530.4                                    |
| May            | 1 136.4                  | 1 504.6              | 150.8                  | 9.1                 | 65.3                 | 1 139.9                  | 1 510.9              | 145.8                  | 8.8                 | 65.3                 | 2 536.4                                    |
| June           | 1 142.8                  | 1 513.0              | 147.6                  | 8.9                 | 65.3                 | 1 142.6                  | 1 512.3              | 147.5                  | 8.9                 | 65.3                 | 2 542.3                                    |
| July           | 1 142.6                  | 1 515.6              | 144.0                  | 8.7                 | 65.1                 | 1 142.7                  | 1 511.3              | 149.9                  | 9.0                 | 65.2                 | 2 548.3                                    |
| August         | 1 139.9                  | 1 510.0              | 151.2                  | 9.1                 | 65.0                 | 1 141.1                  | 1 509.7              | 153.3                  | 9.2                 | 65.1                 | 2 554.2                                    |
| September      | 1 145.3                  | 1 508.9              | 156.0                  | 9.4                 | 65.0                 | 1 139.9                  | 1 509.2              | 156.7                  | 9.4                 | 65.1                 | 2 560.2                                    |
| October        | 1 131.9                  | 1 497.0              | 167.3                  | 10.1                | 64.9                 | 1 140.2                  | 1 510.6              | 159.2                  | 9.5                 | 65.1                 | 2 565.9                                    |
| November       | 1 142.8                  | 1 516.7              | 161.3                  | 9.6                 | 65.3                 | 1 141.9                  | 1 513.4              | 160.2                  | 9.6                 | 65.1                 | 2 571.6                                    |
| December       | 1 142.8                  | 1 523.4              | 158.1                  | 9.4                 | 65.2                 | 1 144.8                  | 1 516.9              | 159.8                  | 9.5                 | 65.1                 | 2 577.4                                    |
| <b>1996</b>    |                          |                      |                        |                     |                      |                          |                      |                        |                     |                      |  |
| January        | 1 144.8                  | 1 520.7              | 161.5                  | 9.6                 | 65.1                 | 1 148.3                  | 1 520.4              | 158.5                  | 9.4                 | 65.0                 | 2 583.2                                    |
| February       | 1 163.3                  | 1 524.4              | 148.0                  | 8.8                 | 64.6                 | 1 152.1                  | 1 523.8              | 156.3                  | 9.3                 | 64.9                 | 2 588.9                                    |

LABOUR FORCE STATUS (AGED 15 AND OVER)-South Australia-revised

SEASONALLY ADJUSTED.....

TREND.....

| Month          | SEASONALLY ADJUSTED         |                         |                           |                                |                                 | TREND                       |                         |                           |                                |                                 | Civilian population aged 15 and over<br>'000s |
|----------------|-----------------------------|-------------------------|---------------------------|--------------------------------|---------------------------------|-----------------------------|-------------------------|---------------------------|--------------------------------|---------------------------------|---|
|                | Employed full time<br>'000s | Total employed<br>'000s | Total unemployed<br>'000s | Unemp-<br>loyment<br>rate<br>% | Partic-<br>ipation<br>rate<br>% | Employed full time<br>'000s | Total employed<br>'000s | Total unemployed<br>'000s | Unemp-<br>loyment<br>rate<br>% | Partic-<br>ipation<br>rate<br>% |   |
| <b>MALES</b>   |                             |                         |                           |                                |                                 |                             |                         |                           |                                |                                 |   |
| <b>1994</b>    |                             |                         |                           |                                |                                 |                             |                         |                           |                                |                                 |   |
| December       | 317.4                       | 359.9                   | 44.7                      | 11.0                           | 70.5                            | 323.0                       | 364.3                   | 44.2                      | 10.8                           | 71.2                            | 573.6   |
| <b>1995</b>    |                             |                         |                           |                                |                                 |                             |                         |                           |                                |                                 |   |
| January        | 322.1                       | 362.8                   | 45.2                      | 11.1                           | 71.1                            | 322.2                       | 364.8                   | 44.1                      | 10.8                           | 71.3                            | 573.9   |
| February       | 327.9                       | 372.6                   | 42.8                      | 10.3                           | 72.4                            | 321.6                       | 365.5                   | 44.2                      | 10.8                           | 71.4                            | 574.2   |
| March          | 318.6                       | 363.8                   | 44.4                      | 10.9                           | 71.1                            | 321.1                       | 366.2                   | 44.3                      | 10.8                           | 71.5                            | 574.4   |
| April          | 321.1                       | 367.5                   | 43.7                      | 10.6                           | 71.6                            | 320.8                       | 367.0                   | 44.5                      | 10.8                           | 71.6                            | 574.6   |
| May            | 322.2                       | 367.3                   | 44.3                      | 10.8                           | 71.6                            | 320.7                       | 367.7                   | 44.8                      | 10.9                           | 71.8                            | 574.7   |
| June           | 315.3                       | 366.2                   | 48.3                      | 11.7                           | 72.1                            | 321.0                       | 368.3                   | 45.0                      | 10.9                           | 71.9                            | 574.9   |
| July           | 323.1                       | 369.3                   | 42.8                      | 10.4                           | 71.7                            | 322.0                       | 369.2                   | 45.0                      | 10.9                           | 72.0                            | 575.0   |
| August         | 326.0                       | 372.0                   | 43.9                      | 10.6                           | 72.3                            | 323.6                       | 370.2                   | 44.6                      | 10.7                           | 72.1                            | 575.1   |
| September      | 327.0                       | 372.9                   | 44.9                      | 10.7                           | 72.6                            | 325.2                       | 371.2                   | 43.8                      | 10.6                           | 72.1                            | 575.3   |
| October        | 322.6                       | 369.0                   | 43.9                      | 10.6                           | 71.8                            | 326.4                       | 371.6                   | 43.1                      | 10.4                           | 72.1                            | 575.5   |
| November       | 329.1                       | 372.1                   | 42.2                      | 10.2                           | 72.0                            | 327.1                       | 371.9                   | 42.5                      | 10.2                           | 72.0                            | 575.7   |
| December       | 329.0                       | 373.1                   | 40.4                      | 9.8                            | 71.8                            | 327.4                       | 371.9                   | 42.1                      | 10.2                           | 71.9                            | 575.9   |
| <b>1996</b>    |                             |                         |                           |                                |                                 |                             |                         |                           |                                |                                 |   |
| January        | 326.6                       | 372.1                   | 40.7                      | 9.9                            | 71.7                            | 327.4                       | 371.9                   | 41.9                      | 10.1                           | 71.8                            | 576.2   |
| February       | 326.3                       | 370.7                   | 44.2                      | 10.6                           | 72.0                            | 327.3                       | 371.7                   | 41.8                      | 10.1                           | 71.7                            | 576.5   |
| <b>FEMALES</b> |                             |                         |                           |                                |                                 |                             |                         |                           |                                |                                 |   |
| <b>1994</b>    |                             |                         |                           |                                |                                 |                             |                         |                           |                                |                                 |   |
| December       | 148.7                       | 281.2                   | 28.1                      | 9.1                            | 52.0                            | 151.7                       | 281.3                   | 28.2                      | 9.1                            | 52.1                            | 594.6   |
| <b>1995</b>    |                             |                         |                           |                                |                                 |                             |                         |                           |                                |                                 |   |
| January        | 152.7                       | 280.9                   | 23.9                      | 7.8                            | 51.2                            | 152.0                       | 281.5                   | 27.6                      | 8.9                            | 52.0                            | 594.8   |
| February       | 152.0                       | 282.9                   | 27.8                      | 9.0                            | 52.2                            | 152.4                       | 282.2                   | 27.3                      | 8.8                            | 52.0                            | 595.0   |
| March          | 152.5                       | 282.2                   | 28.8                      | 9.3                            | 52.3                            | 152.8                       | 283.5                   | 27.2                      | 8.8                            | 52.2                            | 595.2   |
| April          | 151.1                       | 283.4                   | 27.9                      | 9.0                            | 52.3                            | 153.2                       | 285.0                   | 27.3                      | 8.7                            | 52.5                            | 595.4   |
| May            | 158.5                       | 288.4                   | 26.6                      | 8.4                            | 52.9                            | 153.1                       | 286.4                   | 27.3                      | 8.7                            | 52.7                            | 595.6   |
| June           | 150.6                       | 287.6                   | 26.7                      | 8.5                            | 52.8                            | 152.4                       | 287.1                   | 27.1                      | 8.6                            | 52.7                            | 595.8   |
| July           | 150.7                       | 287.9                   | 27.0                      | 8.6                            | 52.8                            | 151.4                       | 287.1                   | 26.6                      | 8.5                            | 52.6                            | 595.9   |
| August         | 151.0                       | 288.3                   | 25.9                      | 8.2                            | 52.7                            | 150.5                       | 286.5                   | 26.0                      | 8.3                            | 52.4                            | 596.1   |
| September      | 148.1                       | 282.6                   | 26.2                      | 8.5                            | 51.8                            | 149.9                       | 285.5                   | 25.7                      | 8.3                            | 52.2                            | 596.2   |
| October        | 149.3                       | 283.5                   | 25.4                      | 8.2                            | 51.8                            | 149.7                       | 284.6                   | 25.5                      | 8.2                            | 52.0                            | 596.5   |
| November       | 149.8                       | 284.8                   | 24.6                      | 7.9                            | 51.8                            | 149.7                       | 284.0                   | 25.5                      | 8.2                            | 51.9                            | 596.7   |
| December       | 152.0                       | 284.6                   | 25.1                      | 8.1                            | 51.9                            | 149.7                       | 283.7                   | 25.6                      | 8.3                            | 51.8                            | 596.9   |
| <b>1996</b>    |                             |                         |                           |                                |                                 |                             |                         |                           |                                |                                 |   |
| January        | 149.3                       | 283.2                   | 26.8                      | 8.7                            | 51.9                            | 149.5                       | 283.4                   | 25.9                      | 8.4                            | 51.8                            | 597.2   |
| February       | 147.5                       | 282.9                   | 26.8                      | 8.6                            | 51.8                            | 149.2                       | 283.2                   | 26.2                      | 8.5                            | 51.8                            | 597.5   |
| <b>PERSONS</b> |                             |                         |                           |                                |                                 |                             |                         |                           |                                |                                 |   |
| <b>1994</b>    |                             |                         |                           |                                |                                 |                             |                         |                           |                                |                                 |   |
| December       | 466.1                       | 641.1                   | 72.9                      | 10.2                           | 61.1                            | 474.7                       | 645.6                   | 72.4                      | 10.1                           | 61.5                            | 1 168.2                                       |
| <b>1995</b>    |                             |                         |                           |                                |                                 |                             |                         |                           |                                |                                 |   |
| January        | 474.8                       | 643.7                   | 69.1                      | 9.7                            | 61.0                            | 474.1                       | 646.3                   | 71.8                      | 10.0                           | 61.4                            | 1 168.7                                       |
| February       | 479.9                       | 655.5                   | 70.6                      | 9.7                            | 62.1                            | 473.9                       | 647.7                   | 71.5                      | 9.9                            | 61.5                            | 1 169.1                                       |
| March          | 471.2                       | 645.9                   | 73.2                      | 10.2                           | 61.5                            | 473.9                       | 649.7                   | 71.5                      | 9.9                            | 61.7                            | 1 169.6                                       |
| April          | 472.2                       | 650.9                   | 71.6                      | 9.9                            | 61.8                            | 474.0                       | 652.0                   | 71.8                      | 9.9                            | 61.9                            | 1 169.9                                       |
| May            | 480.7                       | 655.7                   | 70.9                      | 9.8                            | 62.1                            | 473.8                       | 654.0                   | 72.0                      | 9.9                            | 62.0                            | 1 170.3                                       |
| June           | 465.9                       | 653.8                   | 75.0                      | 10.3                           | 62.3                            | 473.4                       | 655.4                   | 72.0                      | 9.9                            | 62.1                            | 1 170.7                                       |
| July           | 473.9                       | 657.2                   | 69.8                      | 9.6                            | 62.1                            | 473.4                       | 656.3                   | 71.5                      | 9.8                            | 62.2                            | 1 170.9                                       |
| August         | 477.0                       | 660.3                   | 69.8                      | 9.6                            | 62.3                            | 474.1                       | 656.7                   | 70.6                      | 9.7                            | 62.1                            | 1 171.2                                       |
| September      | 475.1                       | 655.4                   | 71.1                      | 9.8                            | 62.0                            | 475.1                       | 656.7                   | 69.5                      | 9.6                            | 62.0                            | 1 171.5                                       |
| October        | 471.9                       | 652.4                   | 69.3                      | 9.6                            | 61.6                            | 476.1                       | 656.2                   | 68.6                      | 9.5                            | 61.8                            | 1 172.0                                       |
| November       | 478.8                       | 656.9                   | 66.8                      | 9.2                            | 61.7                            | 476.8                       | 655.9                   | 68.0                      | 9.4                            | 61.7                            | 1 172.4                                       |
| December       | 481.0                       | 657.7                   | 65.5                      | 9.1                            | 61.7                            | 477.0                       | 655.6                   | 67.7                      | 9.4                            | 61.7                            | 1 172.9                                       |
| <b>1996</b>    |                             |                         |                           |                                |                                 |                             |                         |                           |                                |                                 |   |
| January        | 475.9                       | 655.4                   | 67.6                      | 9.3                            | 61.6                            | 476.9                       | 655.2                   | 67.8                      | 9.4                            | 61.6                            | 1 173.4                                       |
| February       | 473.8                       | 653.6                   | 70.9                      | 9.8                            | 61.7                            | 476.5                       | 654.9                   | 68.0                      | 9.4                            | 61.6                            | 1 173.9                                       |

LABOUR FORCE STATUS (AGED 15 AND OVER)-Western Australia-revised

SEASONALLY ADJUSTED.....

TREND.....

| Month          | SEASONALLY ADJUSTED      |                      |                        |                     |                      | TREND                    |                      |                        |                     |                      | Civilian population aged 15 and over '000s |
|----------------|--------------------------|----------------------|------------------------|---------------------|----------------------|--------------------------|----------------------|------------------------|---------------------|----------------------|--|
|                | Employed full time '000s | Total employed '000s | Total unemployed '000s | Unemployment rate % | Participation rate % | Employed full time '000s | Total employed '000s | Total unemployed '000s | Unemployment rate % | Participation rate % |  |
| <b>MALES</b>   |                          |                      |                        |                     |                      |                          |                      |                        |                     |                      |  |
| <b>1994</b>    |                          |                      |                        |                     |                      |                          |                      |                        |                     |                      |  |
| December       | 417.6                    | 471.8                | 37.3                   | 7.3                 | 77.1                 | 415.8                    | 469.6                | 39.8                   | 7.8                 | 77.2                 | 660.2                                      |
| <b>1995</b>    |                          |                      |                        |                     |                      |                          |                      |                        |                     |                      |  |
| January        | 418.5                    | 473.4                | 39.3                   | 7.7                 | 77.5                 | 417.6                    | 471.3                | 40.3                   | 7.9                 | 77.4                 | 661.4                                      |
| February       | 418.9                    | 467.1                | 45.8                   | 8.9                 | 77.4                 | 420.0                    | 472.9                | 40.7                   | 7.9                 | 77.5                 | 662.5                                      |
| March          | 422.5                    | 475.7                | 38.2                   | 7.4                 | 77.4                 | 422.5                    | 474.5                | 40.4                   | 7.8                 | 77.6                 | 663.7                                      |
| April          | 425.0                    | 478.0                | 40.4                   | 7.8                 | 78.0                 | 424.6                    | 475.7                | 39.4                   | 7.6                 | 77.5                 | 665.0                                      |
| May            | 425.9                    | 476.3                | 38.1                   | 7.4                 | 77.2                 | 426.5                    | 476.7                | 38.0                   | 7.4                 | 77.3                 | 666.2                                      |
| June           | 428.8                    | 477.3                | 36.4                   | 7.1                 | 77.0                 | 428.0                    | 477.4                | 36.7                   | 7.1                 | 77.0                 | 667.5                                      |
| July           | 430.5                    | 478.7                | 34.7                   | 6.8                 | 76.8                 | 429.2                    | 477.8                | 35.8                   | 7.0                 | 76.8                 | 668.7                                      |
| August         | 427.0                    | 475.7                | 34.8                   | 6.8                 | 76.2                 | 429.6                    | 477.9                | 35.6                   | 6.9                 | 76.7                 | 669.9                                      |
| September      | 430.8                    | 478.0                | 37.1                   | 7.2                 | 76.8                 | 429.4                    | 478.0                | 36.0                   | 7.0                 | 76.6                 | 671.0                                      |
| October        | 429.5                    | 478.5                | 36.8                   | 7.1                 | 76.7                 | 428.8                    | 478.0                | 36.8                   | 7.1                 | 76.6                 | 672.2                                      |
| November       | 429.6                    | 479.6                | 37.4                   | 7.2                 | 76.8                 | 428.1                    | 477.8                | 37.9                   | 7.3                 | 76.6                 | 673.5                                      |
| December       | 425.2                    | 477.2                | 38.2                   | 7.4                 | 76.4                 | 427.4                    | 477.4                | 39.0                   | 7.6                 | 76.6                 | 674.7                                      |
| <b>1996</b>    |                          |                      |                        |                     |                      |                          |                      |                        |                     |                      |  |
| January        | 424.9                    | 476.0                | 40.9                   | 7.9                 | 76.5                 | 426.9                    | 477.0                | 40.2                   | 7.8                 | 76.5                 | 675.9                                      |
| February       | 428.5                    | 475.8                | 42.4                   | 8.2                 | 76.5                 | 426.6                    | 476.6                | 41.2                   | 7.9                 | 76.5                 | 677.2                                      |
| <b>FEMALES</b> |                          |                      |                        |                     |                      |                          |                      |                        |                     |                      |  |
| <b>1994</b>    |                          |                      |                        |                     |                      |                          |                      |                        |                     |                      |  |
| December       | 186.6                    | 346.0                | 26.4                   | 7.1                 | 55.9                 | 185.8                    | 344.2                | 27.0                   | 7.3                 | 55.7                 | 666.1                                      |
| <b>1995</b>    |                          |                      |                        |                     |                      |                          |                      |                        |                     |                      |  |
| January        | 182.4                    | 346.2                | 26.7                   | 7.2                 | 55.9                 | 187.5                    | 347.0                | 26.4                   | 7.1                 | 56.0                 | 667.2                                      |
| February       | 190.8                    | 349.0                | 26.2                   | 7.0                 | 56.1                 | 189.1                    | 349.7                | 26.2                   | 7.0                 | 56.2                 | 668.4                                      |
| March          | 188.5                    | 350.0                | 27.1                   | 7.2                 | 56.3                 | 190.3                    | 352.0                | 26.4                   | 7.0                 | 56.5                 | 669.6                                      |
| April          | 196.5                    | 356.7                | 25.1                   | 6.6                 | 56.9                 | 191.0                    | 353.6                | 27.0                   | 7.1                 | 56.7                 | 670.9                                      |
| May            | 193.0                    | 357.2                | 27.7                   | 7.2                 | 57.3                 | 191.2                    | 354.4                | 27.8                   | 7.3                 | 56.9                 | 672.2                                      |
| June           | 187.2                    | 351.7                | 28.8                   | 7.6                 | 56.5                 | 190.8                    | 354.4                | 28.6                   | 7.5                 | 56.9                 | 673.5                                      |
| July           | 186.0                    | 352.4                | 32.5                   | 8.4                 | 57.1                 | 190.2                    | 354.0                | 29.3                   | 7.7                 | 56.8                 | 674.7                                      |
| August         | 192.7                    | 355.4                | 27.7                   | 7.2                 | 56.7                 | 189.5                    | 353.0                | 29.8                   | 7.8                 | 56.6                 | 675.9                                      |
| September      | 191.0                    | 350.7                | 30.2                   | 7.9                 | 56.3                 | 188.9                    | 352.0                | 30.0                   | 7.9                 | 56.4                 | 677.1                                      |
| October        | 187.8                    | 351.5                | 29.1                   | 7.6                 | 56.1                 | 188.6                    | 351.4                | 30.0                   | 7.9                 | 56.2                 | 678.3                                      |
| November       | 189.4                    | 352.7                | 31.3                   | 8.1                 | 56.5                 | 188.3                    | 351.2                | 29.9                   | 7.8                 | 56.1                 | 679.5                                      |
| December       | 185.2                    | 349.9                | 29.6                   | 7.8                 | 55.8                 | 188.2                    | 351.3                | 29.9                   | 7.8                 | 56.0                 | 680.7                                      |
| <b>1996</b>    |                          |                      |                        |                     |                      |                          |                      |                        |                     |                      |  |
| January        | 185.2                    | 346.2                | 29.7                   | 7.9                 | 55.1                 | 188.4                    | 351.7                | 29.8                   | 7.8                 | 55.9                 | 682.0                                      |
| February       | 194.3                    | 359.1                | 29.6                   | 7.6                 | 56.9                 | 188.6                    | 352.3                | 30.0                   | 7.8                 | 55.9                 | 683.2                                      |
| <b>PERSONS</b> |                          |                      |                        |                     |                      |                          |                      |                        |                     |                      |  |
| <b>1994</b>    |                          |                      |                        |                     |                      |                          |                      |                        |                     |                      |  |
| December       | 604.2                    | 817.8                | 63.7                   | 7.2                 | 66.5                 | 601.6                    | 813.8                | 66.7                   | 7.6                 | 66.4                 | 1 326.3                                    |
| <b>1995</b>    |                          |                      |                        |                     |                      |                          |                      |                        |                     |                      |  |
| January        | 600.9                    | 819.6                | 66.0                   | 7.5                 | 66.7                 | 605.1                    | 818.2                | 66.8                   | 7.5                 | 66.6                 | 1 328.6                                    |
| February       | 609.7                    | 816.1                | 72.0                   | 8.1                 | 66.7                 | 609.2                    | 822.6                | 66.9                   | 7.5                 | 66.8                 | 1 330.9                                    |
| March          | 611.0                    | 825.8                | 65.3                   | 7.3                 | 66.8                 | 612.8                    | 826.4                | 66.8                   | 7.5                 | 67.0                 | 1 333.3                                    |
| April          | 621.6                    | 834.8                | 65.5                   | 7.3                 | 67.4                 | 615.7                    | 829.3                | 66.4                   | 7.4                 | 67.1                 | 1 335.8                                    |
| May            | 618.9                    | 833.5                | 65.8                   | 7.3                 | 67.2                 | 617.6                    | 831.1                | 65.9                   | 7.3                 | 67.0                 | 1 338.4                                    |
| June           | 616.0                    | 829.0                | 65.2                   | 7.3                 | 66.7                 | 618.8                    | 831.8                | 65.4                   | 7.3                 | 66.9                 | 1 341.0                                    |
| July           | 616.5                    | 831.1                | 67.2                   | 7.5                 | 66.9                 | 619.4                    | 831.7                | 65.2                   | 7.3                 | 66.8                 | 1 343.4                                    |
| August         | 619.7                    | 831.2                | 62.6                   | 7.0                 | 66.4                 | 619.1                    | 831.0                | 65.4                   | 7.3                 | 66.6                 | 1 345.7                                    |
| September      | 621.8                    | 828.6                | 67.3                   | 7.5                 | 66.5                 | 618.4                    | 830.0                | 66.0                   | 7.4                 | 66.5                 | 1 348.1                                    |
| October        | 617.4                    | 830.0                | 65.9                   | 7.4                 | 66.3                 | 617.4                    | 829.4                | 66.8                   | 7.4                 | 66.4                 | 1 350.5                                    |
| November       | 618.9                    | 832.3                | 68.6                   | 7.6                 | 66.6                 | 616.4                    | 829.0                | 67.8                   | 7.6                 | 66.3                 | 1 353.0                                    |
| December       | 610.5                    | 827.1                | 67.8                   | 7.6                 | 66.0                 | 615.6                    | 828.7                | 68.9                   | 7.7                 | 66.2                 | 1 355.4                                    |
| <b>1996</b>    |                          |                      |                        |                     |                      |                          |                      |                        |                     |                      |  |
| January        | 610.1                    | 822.2                | 70.6                   | 7.9                 | 65.7                 | 615.2                    | 828.6                | 70.0                   | 7.8                 | 66.2                 | 1 357.9                                    |
| February       | 622.8                    | 834.9                | 71.9                   | 7.9                 | 66.7                 | 615.1                    | 828.8                | 71.1                   | 7.9                 | 66.2                 | 1 360.4                                    |

LABOUR FORCE STATUS (AGED 15 AND OVER)-Tasmania-revised

SEASONALLY ADJUSTED.....

TREND.....

| Month          | SEASONALLY ADJUSTED         |                         |                           |                        |                         | TREND                       |                         |                           |                        |                         | Civilian population aged 15 and over<br>'000s |
|----------------|-----------------------------|-------------------------|---------------------------|------------------------|-------------------------|-----------------------------|-------------------------|---------------------------|------------------------|-------------------------|---|
|                | Employed full time<br>'000s | Total employed<br>'000s | Total unemployed<br>'000s | Unemployment rate<br>% | Participation rate<br>% | Employed full time<br>'000s | Total employed<br>'000s | Total unemployed<br>'000s | Unemployment rate<br>% | Participation rate<br>% |   |
| <b>MALES</b>   |                             |                         |                           |                        |                         |                             |                         |                           |                        |                         |   |
| <b>1994</b>    |                             |                         |                           |                        |                         |                             |                         |                           |                        |                         |   |
| December       | 100.5                       | 114.3                   | 14.9                      | 11.5                   | 71.7                    | 100.1                       | 113.9                   | 15.0                      | 11.7                   | 71.5                    | 180.2   |
| <b>1995</b>    |                             |                         |                           |                        |                         |                             |                         |                           |                        |                         |   |
| January        | 100.3                       | 113.4                   | 15.1                      | 11.7                   | 71.3                    | 100.1                       | 113.7                   | 15.1                      | 11.7                   | 71.5                    | 180.3   |
| February       | 99.3                        | 112.2                   | 16.1                      | 12.6                   | 71.1                    | 100.0                       | 113.6                   | 15.1                      | 11.7                   | 71.4                    | 180.3   |
| March          | 100.3                       | 114.2                   | 14.2                      | 11.1                   | 71.2                    | 99.9                        | 113.7                   | 15.0                      | 11.7                   | 71.4                    | 180.4   |
| April          | 99.7                        | 114.5                   | 14.8                      | 11.4                   | 71.6                    | 99.9                        | 113.8                   | 14.8                      | 11.5                   | 71.3                    | 180.4   |
| May            | 99.7                        | 113.9                   | 14.9                      | 11.6                   | 71.4                    | 99.8                        | 113.9                   | 14.5                      | 11.3                   | 71.1                    | 180.5   |
| June           | 99.9                        | 113.5                   | 14.4                      | 11.3                   | 70.9                    | 99.8                        | 113.7                   | 14.2                      | 11.1                   | 70.8                    | 180.5   |
| July           | 100.6                       | 114.1                   | 12.9                      | 10.1                   | 70.3                    | 99.7                        | 113.5                   | 13.7                      | 10.8                   | 70.5                    | 180.6   |
| August         | 99.5                        | 112.6                   | 14.4                      | 11.3                   | 70.3                    | 99.7                        | 113.1                   | 13.4                      | 10.6                   | 70.1                    | 180.6   |
| September      | 99.0                        | 112.9                   | 13.4                      | 10.6                   | 69.9                    | 99.8                        | 112.9                   | 13.3                      | 10.5                   | 69.9                    | 180.7   |
| October        | 100.0                       | 113.2                   | 11.7                      | 9.3                    | 69.1                    | 100.1                       | 113.1                   | 13.3                      | 10.5                   | 69.9                    | 180.7   |
| November       | 100.5                       | 112.8                   | 13.6                      | 10.8                   | 70.0                    | 100.7                       | 113.5                   | 13.5                      | 10.6                   | 70.2                    | 180.8   |
| December       | 101.4                       | 113.8                   | 14.7                      | 11.4                   | 71.0                    | 101.4                       | 114.1                   | 13.7                      | 10.7                   | 70.7                    | 180.8   |
| <b>1996</b>    |                             |                         |                           |                        |                         |                             |                         |                           |                        |                         |   |
| January        | 102.4                       | 114.7                   | 14.0                      | 10.9                   | 71.1                    | 102.1                       | 114.8                   | 14.0                      | 10.9                   | 71.2                    | 180.9   |
| February       | 103.5                       | 117.0                   | 14.0                      | 10.7                   | 72.4                    | 102.9                       | 115.5                   | 14.1                      | 10.9                   | 71.6                    | 181.0   |
| <b>FEMALES</b> |                             |                         |                           |                        |                         |                             |                         |                           |                        |                         |   |
| <b>1994</b>    |                             |                         |                           |                        |                         |                             |                         |                           |                        |                         |   |
| December       | 43.2                        | 80.8                    | 8.9                       | 9.9                    | 48.1                    | 43.5                        | 81.9                    | 9.4                       | 10.3                   | 49.0                    | 186.4   |
| <b>1995</b>    |                             |                         |                           |                        |                         |                             |                         |                           |                        |                         |   |
| January        | 44.4                        | 83.8                    | 10.2                      | 10.9                   | 50.4                    | 44.1                        | 82.8                    | 9.4                       | 10.2                   | 49.5                    | 186.5   |
| February       | 44.0                        | 82.8                    | 9.2                       | 10.0                   | 49.3                    | 44.7                        | 83.9                    | 9.1                       | 9.8                    | 49.9                    | 186.5   |
| March          | 45.4                        | 84.8                    | 8.8                       | 9.4                    | 50.2                    | 45.0                        | 84.9                    | 8.7                       | 9.3                    | 50.2                    | 186.6   |
| April          | 45.9                        | 87.9                    | 7.7                       | 8.1                    | 51.3                    | 45.2                        | 85.7                    | 8.2                       | 8.8                    | 50.4                    | 186.6   |
| May            | 44.6                        | 85.9                    | 8.2                       | 8.7                    | 50.4                    | 45.3                        | 86.2                    | 7.8                       | 8.3                    | 50.4                    | 186.6   |
| June           | 45.7                        | 85.9                    | 7.0                       | 7.5                    | 49.7                    | 45.4                        | 86.5                    | 7.4                       | 7.9                    | 50.3                    | 186.7   |
| July           | 44.8                        | 86.5                    | 7.2                       | 7.7                    | 50.2                    | 45.6                        | 86.6                    | 7.3                       | 7.8                    | 50.3                    | 186.7   |
| August         | 45.2                        | 86.2                    | 7.7                       | 8.2                    | 50.3                    | 45.6                        | 86.8                    | 7.5                       | 7.9                    | 50.5                    | 186.8   |
| September      | 46.9                        | 87.5                    | 7.1                       | 7.5                    | 50.7                    | 45.5                        | 87.0                    | 7.7                       | 8.1                    | 50.7                    | 186.8   |
| October        | 45.8                        | 87.9                    | 7.9                       | 8.2                    | 51.2                    | 45.2                        | 87.2                    | 8.0                       | 8.4                    | 50.9                    | 186.9   |
| November       | 44.2                        | 86.7                    | 9.4                       | 9.8                    | 51.4                    | 44.7                        | 87.3                    | 8.2                       | 8.6                    | 51.1                    | 187.0   |
| December       | 43.9                        | 88.2                    | 8.2                       | 8.5                    | 51.5                    | 44.1                        | 87.3                    | 8.3                       | 8.7                    | 51.1                    | 187.0   |
| <b>1996</b>    |                             |                         |                           |                        |                         |                             |                         |                           |                        |                         |   |
| January        | 43.0                        | 86.5                    | 7.8                       | 8.2                    | 50.4                    | 43.6                        | 87.2                    | 8.4                       | 8.8                    | 51.1                    | 187.1   |
| February       | 43.3                        | 86.9                    | 8.4                       | 8.9                    | 50.9                    | 43.1                        | 87.1                    | 8.4                       | 8.8                    | 51.0                    | 187.2   |
| <b>PERSONS</b> |                             |                         |                           |                        |                         |                             |                         |                           |                        |                         |   |
| <b>1994</b>    |                             |                         |                           |                        |                         |                             |                         |                           |                        |                         |   |
| December       | 143.8                       | 195.0                   | 23.8                      | 10.9                   | 59.7                    | 143.6                       | 195.8                   | 24.5                      | 11.1                   | 60.1                    | 366.6   |
| <b>1995</b>    |                             |                         |                           |                        |                         |                             |                         |                           |                        |                         |   |
| January        | 144.7                       | 197.2                   | 25.3                      | 11.4                   | 60.7                    | 144.2                       | 196.6                   | 24.5                      | 11.1                   | 60.3                    | 366.7   |
| February       | 143.3                       | 195.0                   | 25.3                      | 11.5                   | 60.1                    | 144.7                       | 197.6                   | 24.3                      | 10.9                   | 60.5                    | 366.8   |
| March          | 145.6                       | 199.0                   | 23.1                      | 10.4                   | 60.5                    | 144.9                       | 198.6                   | 23.7                      | 10.7                   | 60.6                    | 367.0   |
| April          | 145.6                       | 202.4                   | 22.5                      | 10.0                   | 61.3                    | 145.0                       | 199.5                   | 23.1                      | 10.4                   | 60.6                    | 367.0   |
| May            | 144.3                       | 199.8                   | 23.1                      | 10.4                   | 60.7                    | 145.1                       | 200.1                   | 22.3                      | 10.0                   | 60.6                    | 367.1   |
| June           | 145.6                       | 199.4                   | 21.4                      | 9.7                    | 60.1                    | 145.2                       | 200.2                   | 21.6                      | 9.7                    | 60.4                    | 367.2   |
| July           | 145.3                       | 200.6                   | 20.1                      | 9.1                    | 60.1                    | 145.3                       | 200.1                   | 21.1                      | 9.5                    | 60.2                    | 367.3   |
| August         | 144.8                       | 198.8                   | 22.1                      | 10.0                   | 60.1                    | 145.3                       | 200.0                   | 20.9                      | 9.5                    | 60.1                    | 367.4   |
| September      | 145.9                       | 200.4                   | 20.5                      | 9.3                    | 60.1                    | 145.3                       | 200.0                   | 21.0                      | 9.5                    | 60.1                    | 367.5   |
| October        | 145.8                       | 201.0                   | 19.5                      | 8.9                    | 60.0                    | 145.3                       | 200.3                   | 21.3                      | 9.6                    | 60.3                    | 367.6   |
| November       | 144.7                       | 199.6                   | 23.0                      | 10.3                   | 60.5                    | 145.4                       | 200.8                   | 21.7                      | 9.7                    | 60.5                    | 367.8   |
| December       | 145.3                       | 201.9                   | 22.9                      | 10.2                   | 61.1                    | 145.5                       | 201.4                   | 22.0                      | 9.9                    | 60.7                    | 367.9   |
| <b>1996</b>    |                             |                         |                           |                        |                         |                             |                         |                           |                        |                         |   |
| January        | 145.5                       | 201.2                   | 21.8                      | 9.8                    | 60.6                    | 145.7                       | 201.9                   | 22.3                      | 10.0                   | 60.9                    | 368.0   |
| February       | 146.9                       | 203.9                   | 22.5                      | 9.9                    | 61.5                    | 146.0                       | 202.6                   | 22.5                      | 10.0                   | 61.1                    | 368.2   |

LABOUR FORCE STATUS (AGED 15 AND OVER)-Northern Territory<sup>1</sup>-revised

TREND.....

| Month       | Employed full time<br>'000s | Total employed<br>'000s | Total unemployed<br>'000s | Unemp-<br>loyment<br>rate<br>% | Partic-<br>ipation<br>rate<br>% | Civilian<br>population<br>aged 15<br>and over<br>'000s |
|-------------|-----------------------------|-------------------------|---------------------------|--------------------------------|---------------------------------|--|
| MALES       |                             |                         |                           |                                |                                 |  |
| <b>1994</b> |                             |                         |                           |                                |                                 |  |
| December    | 40.9                        | 45.6                    | 3.6                       | 7.4                            | 79.2                            | 62.2   |
| <b>1995</b> |                             |                         |                           |                                |                                 |  |
| January     | 41.2                        | 46.0                    | 3.6                       | 7.3                            | 79.6                            | 62.3   |
| February    | 41.3                        | 46.2                    | 3.6                       | 7.3                            | 79.7                            | 62.4   |
| March       | 41.2                        | 46.1                    | 3.7                       | 7.4                            | 79.5                            | 62.6   |
| April       | 40.8                        | 45.8                    | 3.8                       | 7.6                            | 79.1                            | 62.6   |
| May         | 40.4                        | 45.3                    | 3.9                       | 7.9                            | 78.4                            | 62.7   |
| June        | 39.9                        | 44.7                    | 4.0                       | 8.2                            | 77.6                            | 62.8   |
| July        | 39.4                        | 44.3                    | 4.0                       | 8.3                            | 76.9                            | 62.9   |
| August      | 39.0                        | 44.1                    | 4.0                       | 8.3                            | 76.4                            | 62.9   |
| September   | 38.9                        | 44.3                    | 3.9                       | 8.1                            | 76.5                            | 63.0   |
| October     | 39.0                        | 44.8                    | 3.8                       | 7.8                            | 77.1                            | 63.0   |
| November    | 39.4                        | 45.4                    | 3.7                       | 7.5                            | 77.9                            | 63.0   |
| December    | 39.8                        | 45.9                    | 3.6                       | 7.2                            | 78.7                            | 62.9   |
| <b>1996</b> |                             |                         |                           |                                |                                 |  |
| January     | 40.3                        | 46.4                    | 3.5                       | 7.0                            | 79.1                            | 63.1   |
| February    | 40.7                        | 46.8                    | 3.4                       | 6.9                            | 79.4                            | 63.3   |
| FEMALES     |                             |                         |                           |                                |                                 |  |
| <b>1994</b> |                             |                         |                           |                                |                                 |  |
| December    | 25.7                        | 37.9                    | 2.9                       | 7.2                            | 68.7                            | 59.4   |
| <b>1995</b> |                             |                         |                           |                                |                                 |  |
| January     | 25.8                        | 37.9                    | 2.9                       | 7.2                            | 68.5                            | 59.5   |
| February    | 25.8                        | 37.5                    | 2.9                       | 7.2                            | 67.7                            | 59.6   |
| March       | 25.5                        | 37.1                    | 2.9                       | 7.1                            | 66.8                            | 59.8   |
| April       | 25.2                        | 36.6                    | 2.8                       | 7.1                            | 65.7                            | 60.0   |
| May         | 24.7                        | 36.1                    | 2.7                       | 7.0                            | 64.5                            | 60.2   |
| June        | 24.2                        | 35.6                    | 2.6                       | 6.9                            | 63.3                            | 60.4   |
| July        | 23.5                        | 35.1                    | 2.6                       | 6.8                            | 62.2                            | 60.5   |
| August      | 22.9                        | 34.7                    | 2.5                       | 6.7                            | 61.5                            | 60.6   |
| September   | 22.5                        | 34.7                    | 2.4                       | 6.5                            | 61.3                            | 60.7   |
| October     | 22.4                        | 35.1                    | 2.4                       | 6.3                            | 61.5                            | 60.8   |
| November    | 22.7                        | 35.7                    | 2.3                       | 6.0                            | 62.2                            | 61.0   |
| December    | 23.1                        | 36.3                    | 2.2                       | 5.7                            | 63.0                            | 61.1   |
| <b>1996</b> |                             |                         |                           |                                |                                 |  |
| January     | 23.7                        | 37.0                    | 2.1                       | 5.3                            | 63.7                            | 61.3   |
| February    | 24.3                        | 37.6                    | 2.0                       | 5.1                            | 64.3                            | 61.6   |
| PERSONS     |                             |                         |                           |                                |                                 |  |
| <b>1994</b> |                             |                         |                           |                                |                                 |  |
| December    | 66.6                        | 83.5                    | 6.6                       | 7.3                            | 74.1                            | 121.6  |
| <b>1995</b> |                             |                         |                           |                                |                                 |  |
| January     | 67.0                        | 83.8                    | 6.6                       | 7.3                            | 74.2                            | 121.8  |
| February    | 67.0                        | 83.7                    | 6.5                       | 7.2                            | 73.9                            | 122.1  |
| March       | 66.7                        | 83.1                    | 6.5                       | 7.3                            | 73.3                            | 122.3  |
| April       | 66.0                        | 82.4                    | 6.6                       | 7.4                            | 72.5                            | 122.6  |
| May         | 65.1                        | 81.4                    | 6.6                       | 7.5                            | 71.6                            | 122.9  |
| June        | 64.1                        | 80.3                    | 6.6                       | 7.6                            | 70.6                            | 123.1  |
| July        | 63.0                        | 79.4                    | 6.6                       | 7.7                            | 69.7                            | 123.3  |
| August      | 62.0                        | 78.8                    | 6.5                       | 7.6                            | 69.1                            | 123.5  |
| September   | 61.4                        | 79.0                    | 6.3                       | 7.4                            | 69.0                            | 123.6  |
| October     | 61.5                        | 79.8                    | 6.1                       | 7.1                            | 69.4                            | 123.8  |
| November    | 62.1                        | 81.0                    | 5.9                       | 6.8                            | 70.2                            | 123.9  |
| December    | 63.0                        | 82.3                    | 5.8                       | 6.5                            | 71.0                            | 124.1  |
| <b>1996</b> |                             |                         |                           |                                |                                 |  |
| January     | 64.0                        | 83.4                    | 5.6                       | 6.3                            | 71.5                            | 124.5  |
| February    | 65.0                        | 84.4                    | 5.5                       | 6.1                            | 71.9                            | 124.9  |

<sup>1</sup> Estimates for the most recent three months may be subject to significant revisions as data for later months become available.

LABOUR FORCE STATUS (AGED 15 AND OVER)—Australian Capital Territory<sup>1</sup>—revised

TREND.....

| Month          | Employed<br>full time<br>'000s | Total<br>employed<br>'000s | Total<br>unemployed<br>'000s | Unemp-<br>loyment<br>rate<br>% | Partic-<br>ipation<br>rate<br>% | Civilian<br>population<br>aged 15<br>and over<br>'000s |
|----------------|--------------------------------|----------------------------|------------------------------|--------------------------------|---------------------------------|--|
| <b>MALES</b>   |                                |                            |                              |                                |                                 |  |
| <b>1994</b>    |                                |                            |                              |                                |                                 |  |
| December       | 72.3                           | 82.7                       | 7.0                          | 7.8                            | 79.7                            | 112.5  |
| <b>1995</b>    |                                |                            |                              |                                |                                 |  |
| January        | 72.4                           | 82.7                       | 6.9                          | 7.7                            | 79.6                            | 112.5  |
| February       | 72.4                           | 82.6                       | 6.8                          | 7.6                            | 79.4                            | 112.5  |
| March          | 72.3                           | 82.5                       | 6.8                          | 7.6                            | 79.4                            | 112.5  |
| April          | 72.4                           | 82.7                       | 7.0                          | 7.8                            | 79.7                            | 112.6  |
| May            | 72.5                           | 83.2                       | 7.2                          | 7.9                            | 80.2                            | 112.8  |
| June           | 72.8                           | 83.9                       | 7.3                          | 8.0                            | 80.8                            | 112.9  |
| July           | 73.0                           | 84.6                       | 7.4                          | 8.0                            | 81.4                            | 113.0  |
| August         | 73.3                           | 85.2                       | 7.3                          | 7.9                            | 81.7                            | 113.1  |
| September      | 73.5                           | 85.5                       | 7.2                          | 7.7                            | 81.8                            | 113.2  |
| October        | 73.7                           | 85.4                       | 7.0                          | 7.6                            | 81.7                            | 113.2  |
| November       | 73.7                           | 85.1                       | 6.9                          | 7.5                            | 81.3                            | 113.3  |
| December       | 73.5                           | 84.8                       | 6.9                          | 7.5                            | 80.8                            | 113.3  |
| <b>1996</b>    |                                |                            |                              |                                |                                 |  |
| January        | 73.4                           | 84.4                       | 6.8                          | 7.5                            | 80.4                            | 113.5  |
| February       | 73.2                           | 84.0                       | 6.8                          | 7.4                            | 79.9                            | 113.6  |
| <b>FEMALES</b> |                                |                            |                              |                                |                                 |  |
| <b>1994</b>    |                                |                            |                              |                                |                                 |  |
| December       | 45.0                           | 71.5                       | 4.9                          | 6.4                            | 65.5                            | 116.6  |
| <b>1995</b>    |                                |                            |                              |                                |                                 |  |
| January        | 44.3                           | 71.3                       | 4.8                          | 6.3                            | 65.2                            | 116.7  |
| February       | 43.7                           | 71.3                       | 4.8                          | 6.4                            | 65.1                            | 116.8  |
| March          | 43.5                           | 71.4                       | 4.9                          | 6.4                            | 65.2                            | 116.9  |
| April          | 43.6                           | 71.7                       | 5.0                          | 6.5                            | 65.5                            | 117.1  |
| May            | 43.8                           | 72.2                       | 4.9                          | 6.4                            | 65.8                            | 117.3  |
| June           | 44.2                           | 72.8                       | 4.8                          | 6.2                            | 66.1                            | 117.4  |
| July           | 44.5                           | 73.3                       | 4.7                          | 6.0                            | 66.4                            | 117.5  |
| August         | 44.7                           | 73.7                       | 4.7                          | 6.0                            | 66.7                            | 117.6  |
| September      | 44.9                           | 74.0                       | 4.8                          | 6.1                            | 66.9                            | 117.7  |
| October        | 45.1                           | 74.0                       | 5.0                          | 6.3                            | 67.1                            | 117.8  |
| November       | 45.2                           | 74.0                       | 5.3                          | 6.6                            | 67.2                            | 117.9  |
| December       | 45.2                           | 73.9                       | 5.5                          | 6.9                            | 67.3                            | 118.0  |
| <b>1996</b>    |                                |                            |                              |                                |                                 |  |
| January        | 45.1                           | 73.7                       | 5.6                          | 7.1                            | 67.2                            | 118.1  |
| February       | 45.0                           | 73.6                       | 5.7                          | 7.2                            | 67.1                            | 118.1  |
| <b>PERSONS</b> |                                |                            |                              |                                |                                 |  |
| <b>1994</b>    |                                |                            |                              |                                |                                 |  |
| December       | 117.4                          | 154.2                      | 11.9                         | 7.2                            | 72.5                            | 229.2  |
| <b>1995</b>    |                                |                            |                              |                                |                                 |  |
| January        | 116.7                          | 154.0                      | 11.7                         | 7.1                            | 72.3                            | 229.2  |
| February       | 116.1                          | 153.8                      | 11.6                         | 7.0                            | 72.1                            | 229.3  |
| March          | 115.9                          | 153.9                      | 11.7                         | 7.1                            | 72.2                            | 229.4  |
| April          | 115.9                          | 154.4                      | 11.9                         | 7.2                            | 72.4                            | 229.7  |
| May            | 116.4                          | 155.4                      | 12.1                         | 7.2                            | 72.8                            | 230.0  |
| June           | 116.9                          | 156.7                      | 12.1                         | 7.2                            | 73.3                            | 230.3  |
| July           | 117.5                          | 157.9                      | 12.1                         | 7.1                            | 73.7                            | 230.5  |
| August         | 118.0                          | 158.9                      | 12.0                         | 7.0                            | 74.1                            | 230.7  |
| September      | 118.5                          | 159.4                      | 12.0                         | 7.0                            | 74.2                            | 230.9  |
| October        | 118.7                          | 159.5                      | 12.0                         | 7.0                            | 74.2                            | 231.0  |
| November       | 118.8                          | 159.1                      | 12.2                         | 7.1                            | 74.1                            | 231.2  |
| December       | 118.7                          | 158.6                      | 12.3                         | 7.2                            | 73.9                            | 231.3  |
| <b>1996</b>    |                                |                            |                              |                                |                                 |  |
| January        | 118.5                          | 158.1                      | 12.4                         | 7.3                            | 73.7                            | 231.5  |
| February       | 118.2                          | 157.6                      | 12.5                         | 7.3                            | 73.4                            | 231.7  |

<sup>1</sup> Estimates for the most recent three months may be subject to significant revisions as data for later months become available.



# EXPLANATORY NOTES

.....

## INTRODUCTION

**1** This publication contains preliminary estimates of the civilian labour force derived from the labour force survey component of the monthly population survey. Estimates for the current month are preliminary and subject to revision. Revised estimates for the current month and more detailed estimates will be published in *Labour Force, Australia* (6203.0).

## MONTHLY POPULATION SURVEY

**2** The population survey is based on a multi-stage area sample of private dwellings (currently about 30,000 houses, flats, etc.) and a list sample of non-private dwellings (hotels, motels, etc.), and covers about 0.5% of the population of Australia. The information is obtained from the occupants of selected dwellings by specially trained interviewers. The interviews are generally conducted during the two weeks beginning on the Monday between the 6th and 12th of each month. The information obtained relates to the week before the interview (i.e. the reference week).

## SCOPE OF SURVEY

**3** The Labour Force Survey includes all persons aged 15 and over except members of the permanent defence forces, certain diplomatic personnel of overseas governments customarily excluded from census and estimated populations, overseas residents in Australia, and members of non-Australian defence forces (and their dependants) stationed in Australia.

## COVERAGE

**4** In the Labour Force Survey, coverage rules are applied which aim to ensure that each person is associated with only one dwelling, and hence has only one chance of selection. The coverage rules are necessarily a balance between theoretical and operational considerations. Nevertheless, the chance of a person being enumerated at two separate dwellings in the survey is considered to be negligible.

## POPULATION BENCHMARKS

**5** Labour Force Survey estimates are calculated in such a way as to add up to independent estimates of the civilian population aged 15 and over (population benchmarks). From February 1994, labour force estimates have been compiled using benchmarks based on the results of the 1991 Census of Population and Housing. Small revisions were made to many of the historical estimates from January 1989 to January 1994.

## REVISION OF SERIES

**6** From April 1986, the definition of employed persons was changed to include persons who worked without pay between 1 and 14 hours per week in a family business or on a farm (i.e. unpaid family helpers). For further information, see paragraphs 36 and 37 of the Explanatory Notes to the February 1987 issue of *The Labour Force, Australia* (6203.0).

## SURVEY SAMPLE REDESIGN

**7** The Labour Force Survey sample was redesigned and reselected using information collected in the 1991 Census of Population and Housing. The new sample was phased in over the period September to December 1992. For details, see *Information Paper: Labour Force Survey Sample Design* (6269.0).

**8** For the most part, one quarter of the new sample was introduced each month so that, by December 1992, the entire new sample was in place. Replacement generally occurred at the rotation group level with two groups being substituted each month. Such a pattern of implementation meant that any changes to labour force estimates due to differences between the two samples, or any other influences, were spread over the four months rather than being concentrated in one inter-month period.

**9** This phase-in scheme applied to the private dwelling sample in urban areas. The new sample for non-private dwellings and private dwellings in rural areas was introduced in a single stage in November 1992.

RELIABILITY OF ESTIMATES

**10** Two types of error are possible in an estimate based on a sample survey: sampling error and non-sampling error.

*Sampling error* occurs because a sample, rather than the entire population, is surveyed. One measure of the likely difference resulting from not including all dwellings in the survey is given by the standard error. There are about two chances in three that a sample estimate will differ by less than one standard error from the figure that would have been obtained if all dwellings had been included in the survey, and about nineteen chances in twenty that the difference will be less than two standard errors. Standard errors of estimates for the latest month and of estimates of movements since the previous month are shown on pages 30 and 31. Standard errors of other estimates and other movements may be determined by using information in the Technical Notes in *Labour Force, Australia* (6203.0).

*Non sampling error* arises from inaccuracies in collecting, recording and processing the data. Every effort is made to minimise reporting error by the careful design of questionnaires, intensive training and supervision of interviewers, and efficient data processing procedures.

SEASONAL ADJUSTMENT AND TREND ESTIMATION

**11** Seasonally adjusted series are published in Tables 2, 5 and 12 to 17. Seasonal factors are reviewed annually to take account of each additional year's original data. The results of the latest review were used to compile the revised seasonally adjusted and trend estimates given in this publication. Information about the method of adjustment and revised seasonally adjusted and trend estimates for all months from January 1991 will be published in an appendix to the February 1996 issue of *Labour Force, Australia* (6203.0).

**12** Seasonal adjustment is a means of removing the estimated effects of normal seasonal variation from the series so that the effects of other influences on the series can be more clearly recognised. Seasonal adjustment does not aim to remove the irregular or non-seasonal influences which may be present in any particular month. This means that month-to-month movements of the seasonally adjusted estimates may not be reliable indicators of trend behaviour. For example, irregular factors unrelated to the trend account for more than half the seasonally adjusted movement with the following frequency:

- Employment: 5 in 10 monthly movements
- Unemployment: 7 in 10 monthly movements
- Unemployment rate: 7 in 10 monthly movements
- Participation rate: 9 in 10 monthly movements

**13** The smoothing of seasonally adjusted series reduces the impact of the irregular component of the seasonally adjusted series, and creates trend estimates. These trend estimates are derived by applying a 13-term Henderson-weighted moving average to all months except the last six. The last six monthly trend estimates are obtained by applying surrogates of the Henderson average to the seasonally adjusted series. Trend series are used to analyse the underlying behaviour of the series over time. These are published in Tables 3, 6 and 12 to 19.

**14** While this smoothing technique enables estimates to be produced for the latest month, it does result in revisions to the most recent months as additional observations become available. Generally, subsequent revisions become smaller, and after three months have a negligible impact on the series. There will also be revisions as a result of the annual review of seasonal factors.

SEASONAL ADJUSTMENT AND  
TREND ESTIMATION (continued)

**15** Trend estimates are published for the Northern Territory in Table 18 and for the Australian Capital Territory in Table 19. Unadjusted series for the two Territories have shown, historically, a high degree of variability, which can lead to considerable revisions to the seasonally adjusted estimates after each annual seasonal factor re-analysis. Seasonally adjusted estimates are not currently published for the two Territories. The most recent six months trend estimates are subject to revision. For the three most recent months, the revision may be relatively large. Inferences about trends drawn from smoothed seasonally adjusted (trend) estimates for months earlier than the latest three months are unlikely to be affected by month to month revisions. They may be affected by revision resulting from the annual re-analysis of seasonal factors.

**16** For further information, see *A Guide to Interpreting Time Series — Monitoring Trends: an Overview* (1348.0) or contact the Assistant Director, Time Series Analysis on (06) 252 6345.

RELATED PUBLICATIONS

**17** Users may also wish to refer to *Labour Force, Australia* (6203.0). This publication contains a detailed list of related publications which are available from ABS Bookshops.

**18** Current publications produced by the ABS are listed in the *Catalogue of Publications and Products, Australia* (1101.0). The ABS also issues, on Tuesdays and Fridays, a *Release Advice* (1105.0) which lists publications to be released in the next few days. The Catalogue and Release Advice are available from any ABS office.

UNPUBLISHED STATISTICS

**19** As well as the statistics included in this and related publications, the ABS may have other relevant unpublished data available. Inquiries should be made to Sylvia Sajler on 06 252 6525 or to any ABS office.

EFFECTS OF ROUNDING

**20** Estimates have been rounded and discrepancies may occur between sums of the component items and totals.

**21** Estimates of movement shown in this publication are obtained by taking the difference of unrounded estimates. The movement estimate is then rounded to one decimal place. Therefore where a discrepancy occurs between the reported movement and the difference of the rounded estimates, the reported movement will be more accurate.

SYMBOLS AND OTHER USAGES

- \* subject to sampling variability too high for most practical uses. See the Technical Notes in 6203.0 for more details.
- .. not applicable
- r revised
- pts percentage points

## GLOSSARY

.....

|   |  |
|---|--|
| <b>Actively looking for work</b>                            | Includes writing, telephoning or applying in person to an employer for work; answering a newspaper advertisement for a job; checking factory or Commonwealth Employment Service noticeboards; being registered with the Commonwealth Employment Service; checking or registering with any other employment agency; advertising or tendering for work; and contacting friends or relatives.   |
| <b>Attending school</b>                                     | Persons aged 15 to 19 enrolled full time at secondary or high schools in the reference week.   |
| <b>Attending tertiary educational institution full time</b> | Persons aged 15 to 24 enrolled full time at a TAFE college, university, or other educational institution in the reference week.  |
| <b>Employed</b>   | Persons aged 15 and over who, during the reference week: <ul style="list-style-type: none"><li>■ worked for one hour or more for pay, profit, commission or payment in kind in a job or business, or on a farm (comprising employees, employers and self-employed persons); or</li><li>■ worked for one hour or more without pay in a family business or on a farm (i.e. unpaid family helpers); or</li><li>■ were employees who had a job but were not at work and were:<ul style="list-style-type: none"><li>* on paid leave, on leave without pay for less than four weeks up to the end of the reference week,</li><li>* stood down without pay because of bad weather or plant breakdown at their place of employment for less than four weeks up to the end of the reference week,</li><li>* on strike or locked out,</li><li>* on workers' compensation and expected to be returning to their job, or</li><li>* receiving wages or salary while undertaking full-time study; or</li></ul></li><li>■ were employers, self-employed persons or unpaid family helpers who had a job, business or farm, but were not at work.</li></ul> |
| <b>Full-time workers</b>                                    | Employed persons who usually worked 35 hours or more a week (in all jobs) and those who, although usually working less than 35 hours a week, worked 35 hours or more during the reference week   |
| <b>Labour force</b>   | For any group, persons who were employed or unemployed, as defined.  |
| <b>Labour force status</b>                                  | A classification of the civilian population aged 15 and over into employed, unemployed or not in the labour force, as defined. The definitions conform closely to the international standard definitions adopted by the International Conferences of Labour Statisticians.   |
| <b>Not in the labour force</b>                              | Persons who were not in the categories employed or unemployed as defined.  |
| <b>Participation rate</b>                                   | For any group, the labour force expressed as a percentage of the civilian population aged 15 and over in the same group.   |
| <b>Part-time workers</b>                                    | Employed persons who usually worked less than 35 hours a week and who did so during the reference week.  |
| <b>Seasonally adjusted series</b>                           | A time series of estimates with the estimated effects of normal seasonal variation removed. See Explanatory Notes 11 to 12 for more detail.  |
| <b>Trend series</b>   | A smoothed seasonally adjusted series of estimates. See Explanatory Notes 13 to 15 for more detail.  |

|   |  |
|---|--|
| <b>Unemployed</b>                                 | Persons aged 15 and over who were not employed during the reference week, and: <ul style="list-style-type: none"> <li>■ had actively looked for full-time or part-time work at any time in the four weeks up to the end of the reference week and:           <ul style="list-style-type: none"> <li>■ were available for work in the reference week, or would have been available except for temporary illness (i.e. lasting for less than four weeks to the end of the reference week), or</li> <li>■ were waiting to start a new job within four weeks from the end of the reference week and would have started in the reference week if the job had been available then; or</li> </ul> </li> <li>■ were waiting to be called back to a full-time or part-time job from which they had been stood down without pay for less than four weeks up to the end of the reference week (including the whole of the reference week) for reasons other than bad weather or plant breakdown.</li> </ul> |
| <b>Unemployed looking for first full-time job</b> | Unemployed persons looking for full-time work (as defined above) who had never worked full time for two weeks or more  |
| <b>Unemployed looking for full-time work</b>      | Unemployed persons who actively looked for full-time work, or were to resume a full-time job from which they had been stood down.  |
| <b>Unemployed looking for part-time work</b>      | Unemployed persons who had actively looked for part-time work only, or were to resume a part-time job from which they had been stood down.   |
| <b>Unemployment rate</b>                          | For any group, the number of unemployed persons expressed as a percentage of the labour force in the same group.   |

## STANDARD ERRORS

The estimates in this publication are based on information gained from the occupants of a sample survey of dwellings. Because the entire population is not surveyed, the published estimates are subject to sampling error. The most common way of quantifying such sampling error is to calculate the standard error for the published estimate or statistic.

### LEVEL ESTIMATES

To illustrate, let us say the published level estimate for employed persons aged 15 to 19 is 500,000. The calculated standard error in this case is 9,000. The standard error is then used to interpret the level estimate of 500,000. For instance, the standard error of 9,000 indicates that:

- There are approximately two chances in three that the real value falls within the range 491,000 to 509,000 (500,000 + or - 9,000)
- There are approximately nineteen chances in twenty that the real value falls within the range 482,000 to 518,000 (500,000 + or - 18,000)

The real value in this case is the result we would obtain if we could enumerate the total population.

The following tables show the standard errors for this month's level estimates.

|         | EMPLOYED.....      |                    |                | UNEMPLOYED.....             |                             |                  |              |                     |                   |                    |  |
|---------|--------------------|--------------------|----------------|-----------------------------|-----------------------------|------------------|--------------|---------------------|-------------------|--------------------|--|
|         | Employed full time | Employed part time | Total employed | Unemp. looking for f/t work | Unemp. looking for p/t work | Total unemployed | Labour force | Not in labour force | Unemployment rate | Participation rate |  |
|         | '000s              | '000s              | '000s          | '000s                       | '000s                       | '000s            | '000s        | '000s               | pts               | pts                |  |
| NSW     | 14.6               | 9.6                | 15.9           | 6.3                         | 3.6                         | 6.9              | 16.4         | 13.8                | 0.2               | 0.3                |  |
| Vic.    | 12.1               | 8.2                | 13.2           | 5.6                         | 3.3                         | 6.1              | 13.7         | 11.3                | 0.3               | 0.4                |  |
| Qld     | 9.4                | 6.2                | 10.3           | 4.3                         | 2.3                         | 4.6              | 10.7         | 8.6                 | 0.3               | 0.4                |  |
| SA      | 5.1                | 3.6                | 5.7            | 2.4                         | 1.4                         | 2.6              | 5.9          | 5.0                 | 0.4               | 0.5                |  |
| WA      | 6.3                | 4.2                | 7.0            | 2.6                         | 1.6                         | 2.9              | 7.2          | 5.6                 | 0.3               | 0.5                |  |
| Tas.    | 1.7                | 1.3                | 1.8            | 0.9                         | 0.6                         | 1.0              | 1.9          | 1.7                 | 0.4               | 0.5                |  |
| NT      | 2.0                | 1.1                | 2.2            | 0.6                         | 0.3                         | 0.7              | 2.3          | 1.5                 | 0.8               | 1.8                |  |
| ACT     | 1.6                | 1.1                | 1.8            | 0.6                         | 0.5                         | 0.8              | 1.9          | 1.3                 | 0.4               | 0.8                |  |
| Males   | 19.9               | 9.0                | 20.6           | 8.5                         | 3.5                         | 8.9              | 21.3         | 14.7                | 0.2               | 0.3                |  |
| Females | 15.4               | 13.7               | 18.7           | 6.8                         | 4.9                         | 7.9              | 19.3         | 18.3                | 0.2               | 0.3                |  |
| Persons | 22.7               | 15.2               | 24.9           | 10.2                        | 5.8                         | 11.1             | 25.7         | 21.2                | 0.1               | 0.2                |  |

|         | NUMBER OF UNEMPLOYED PERSONS..... |                                 |                                       |                            |                      |                  | UNEMPLOYMENT RATE.....          |                                       |                            |                      |                   |
|---------|-----------------------------------|---------------------------------|---------------------------------------|----------------------------|----------------------|------------------|---------------------------------|---------------------------------------|----------------------------|----------------------|-------------------|
|         | Aged 15-19 seeking first f/t job  | Aged 15-19 looking for f/t work | Aged 20 and over looking for f/t work | Total looking for f/t work | Looking for p/t work | Total unemployed | Aged 15-19 looking for f/t work | Aged 20 and over looking for f/t work | Total looking for f/t work | Looking for p/t work | Total unemp-loyed |
|         | '000s                             | '000s                           | '000s                                 | '000s                      | '000s                | '000s            | pts                             | pts                                   | pts                        | pts                  | pts               |
| NSW     | 2.4                               | 2.9                             | 6.0                                   | 6.3                        | 3.6                  | 6.9              | 2.5                             | 0.3                                   | 0.3                        | 0.5                  | 0.2               |
| Vic.    | 2.1                               | 2.6                             | 5.2                                   | 5.6                        | 3.3                  | 6.1              | 3.5                             | 0.3                                   | 0.3                        | 0.6                  | 0.3               |
| Qld     | 1.4                               | 2.0                             | 4.0                                   | 4.3                        | 2.3                  | 4.6              | 2.5                             | 0.3                                   | 0.3                        | 0.6                  | 0.3               |
| SA      | 1.0                               | 1.2                             | 2.2                                   | 2.4                        | 1.4                  | 2.6              | 4.3                             | 0.4                                   | 0.4                        | 0.7                  | 0.4               |
| WA      | 0.8                               | 1.2                             | 2.5                                   | 2.6                        | 1.6                  | 2.9              | 2.8                             | 0.4                                   | 0.4                        | 0.7                  | 0.3               |
| Tas.    | 0.4                               | 0.5                             | 0.9                                   | 0.9                        | 0.6                  | 1.0              | 4.4                             | 0.6                                   | 0.6                        | 1.0                  | 0.4               |
| NT      | 0.2                               | 0.3                             | 0.6                                   | 0.6                        | 0.3                  | 0.7              | 10.3                            | 0.9                                   | 0.9                        | 1.5                  | 0.8               |
| ACT     | 0.3                               | 0.3                             | 0.6                                   | 0.6                        | 0.5                  | 0.8              | 7.1                             | 0.5                                   | 0.5                        | 1.1                  | 0.4               |
| Males   | 2.8                               | 3.6                             | 8.1                                   | 8.5                        | 3.5                  | 8.9              | 1.6                             | 0.2                                   | 0.2                        | 0.6                  | 0.2               |
| Females | 2.6                               | 3.3                             | 6.2                                   | 6.8                        | 4.9                  | 7.9              | 2.4                             | 0.3                                   | 0.3                        | 0.3                  | 0.2               |
| Persons | 3.7                               | 4.7                             | 9.6                                   | 10.2                       | 5.8                  | 11.1             | 1.3                             | 0.1                                   | 0.1                        | 0.3                  | 0.1               |

# STANDARD ERRORS continued

## MOVEMENT ESTIMATES

The following example illustrates how to use the standard error to interpret a movement estimate. Let us say that one month the published level estimate for females employed part time in Australia is 1,387,000; the next month the published level estimate is 1,400,000. The calculated standard error for the movement estimate is 10,200. The standard error is then used to interpret the published movement estimate of 13,000. For instance, the standard error of 10,200 indicates that:

- There are approximately two chances in three that the real movement over the two month period falls within the range 2,800 to 23,200 (13,000 + or - 10,200)
- There are approximately nineteen chances in twenty that the real movement falls within the range -7,400 to 33,400 (13,000 + or - 20,400).

The following tables show the standard errors for this month's movement estimates.

|         | EMPLOYED.....      |                    |                | UNEMPLOYED.....             |                             |                  | Labour force | Not in labour force | Unemployment rate | Participation rate |
|---------|--------------------|--------------------|----------------|-----------------------------|-----------------------------|------------------|--------------|---------------------|-------------------|--------------------|
|         | Employed full time | Employed part time | Total employed | Unemp. looking for f/t work | Unemp. looking for p/t work | Total unemployed |              |                     |                   |                    |
|         | '000s              | '000s              | '000s          | '000s                       | '000s                       | '000s            |              |                     |                   |                    |
| NSW     | 11.4               | 7.3                | 12.5           | 4.9                         | 2.9                         | 5.3              | 12.9         | 10.7                | 0.2               | 0.3                |
| Vic.    | 8.7                | 5.8                | 9.7            | 4.0                         | 2.4                         | 4.3              | 10.1         | 8.2                 | 0.2               | 0.3                |
| Qld     | 6.5                | 4.3                | 7.1            | 3.2                         | 1.8                         | 3.4              | 7.4          | 6.0                 | 0.2               | 0.3                |
| SA      | 3.5                | 2.4                | 3.9            | 1.7                         | 1.0                         | 1.8              | 4.1          | 3.4                 | 0.2               | 0.3                |
| WA      | 4.5                | 3.1                | 5.0            | 2.0                         | 1.3                         | 2.2              | 5.2          | 4.1                 | 0.2               | 0.4                |
| Tas.    | 1.5                | 1.0                | 1.7            | 0.7                         | 0.4                         | 0.8              | 1.8          | 1.5                 | 0.4               | 0.5                |
| NT      | 1.2                | 0.7                | 1.4            | 0.4                         | 0.2                         | 0.5              | 1.4          | 1.0                 | 0.5               | 1.2                |
| ACT     | 1.2                | 0.8                | 1.4            | 0.5                         | 0.4                         | 0.6              | 1.4          | 1.0                 | 0.3               | 0.6                |
| Males   | 15.1               | 6.8                | 15.8           | 6.5                         | 3.1                         | 6.8              | 16.4         | 11.0                | 0.1               | 0.2                |
| Females | 11.6               | 10.2               | 14.1           | 5.2                         | 3.9                         | 6.0              | 14.7         | 13.9                | 0.2               | 0.2                |
| Persons | 17.5               | 11.4               | 19.4           | 7.7                         | 4.5                         | 8.3              | 20.2         | 16.4                | 0.1               | 0.1                |

|         | NUMBER OF UNEMPLOYED PERSONS..... |                                 |                                       |                            |                      |                  | UNEMPLOYMENT RATE.....          |                                       |                            |                      |                  |
|---------|-----------------------------------|---------------------------------|---------------------------------------|----------------------------|----------------------|------------------|---------------------------------|---------------------------------------|----------------------------|----------------------|------------------|
|         | Aged 15-19 seeking first f/t job  | Aged 15-19 looking for f/t work | Aged 20 and over looking for f/t work | Total looking for f/t work | Looking for p/t work | Total unemployed | Aged 15-19 looking for f/t work | Aged 20 and over looking for f/t work | Total looking for f/t work | Looking for p/t work | Total unemployed |
|         | '000s                             | '000s                           | '000s                                 | '000s                      | '000s                | '000s            | pts                             | pts                                   | pts                        | pts                  | pts              |
| NSW     | 2.2                               | 2.5                             | 4.6                                   | 4.9                        | 2.9                  | 5.3              | 1.9                             | 0.2                                   | 0.2                        | 0.4                  | 0.2              |
| Vic.    | 1.7                               | 2.0                             | 3.8                                   | 4.0                        | 2.4                  | 4.3              | 2.7                             | 0.2                                   | 0.2                        | 0.4                  | 0.2              |
| Qld     | 1.6                               | 1.8                             | 2.9                                   | 3.2                        | 1.8                  | 3.4              | 2.0                             | 0.2                                   | 0.2                        | 0.5                  | 0.2              |
| SA      | 0.8                               | 0.9                             | 1.6                                   | 1.7                        | 1.0                  | 1.8              | 3.2                             | 0.3                                   | 0.3                        | 0.5                  | 0.2              |
| WA      | 0.8                               | 1.1                             | 1.9                                   | 2.0                        | 1.3                  | 2.2              | 2.3                             | 0.3                                   | 0.3                        | 0.6                  | 0.2              |
| Tas.    | 0.4                               | 0.4                             | 0.7                                   | 0.7                        | 0.4                  | 0.8              | 3.6                             | 0.4                                   | 0.4                        | 0.7                  | 0.4              |
| NT      | 0.2                               | 0.2                             | 0.4                                   | 0.4                        | 0.2                  | 0.5              | 6.2                             | 0.6                                   | 0.6                        | 1.1                  | 0.5              |
| ACT     | 0.2                               | 0.3                             | 0.5                                   | 0.5                        | 0.4                  | 0.6              | 5.6                             | 0.4                                   | 0.4                        | 0.9                  | 0.3              |
| Males   | 2.7                               | 3.2                             | 6.1                                   | 6.5                        | 3.1                  | 6.8              | 1.4                             | 0.1                                   | 0.1                        | 0.6                  | 0.1              |
| Females | 2.4                               | 2.8                             | 4.8                                   | 5.2                        | 3.9                  | 6.0              | 2.0                             | 0.2                                   | 0.2                        | 0.2                  | 0.2              |
| Persons | 3.3                               | 3.9                             | 7.2                                   | 7.7                        | 4.5                  | 8.3              | 1.0                             | 0.1                                   | 0.1                        | 0.2                  | 0.1              |

# WHAT IF...? REVISIONS TO TREND ESTIMATES

## EFFECT OF NEW SEASONALLY ADJUSTED ESTIMATES ON TREND ESTIMATES

Each time new seasonally adjusted estimates become available, trend estimates are revised (see paragraphs 13 and 14 of Explanatory Notes).

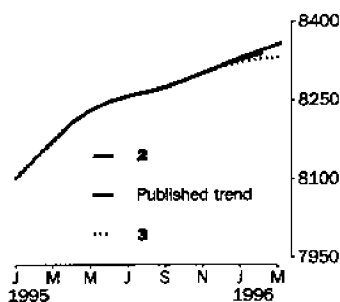
### TREND REVISIONS

The examples in the tables below show four illustrative scenarios and the consequent revisions to previous trend estimates of employment and unemployment rate.

- 1 The March seasonally adjusted estimate is the same as the February estimate.
- 2 The March seasonally adjusted estimate is higher than the February estimate by:
  - +0.34% for employment
  - +2.2% for the unemployment rate
- 3 The March seasonally adjusted estimate is lower than the February estimate by:
  - -0.34% for employment
  - -2.2% for the unemployment rate
- 4 The March seasonally adjusted estimate results in a revised February trend estimate which is identical to the new March trend estimate.

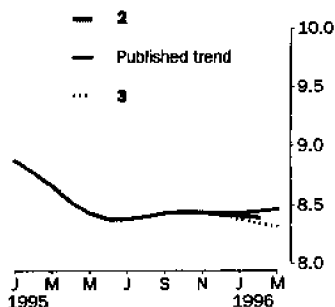
The percentage changes of 0.34% and 2.2% were chosen because they represent the average absolute monthly percentage changes in employment and the unemployment rate respectively.

### EMPLOYMENT ('000)



|      |                | WHAT IF NEXT MONTH'S SEASONALLY ADJUSTED ESTIMATE IS: |   |   |   |         |
|------|----------------|---|---|---|---|---------|
|      |                | 1   | 2   | 3   | 4   |         |
|      |                | 8 336.3<br><i>i.e. the same<br/>as Feb 1996</i>       | 8 364.2<br><i>i.e. rises by<br/>0.34%</i> | 8 308.3<br><i>i.e. falls by<br/>0.34%</i> | 8 283.6<br><i>i.e. same trend<br/>for Feb &amp; Mar</i> |         |
|      |                | TREND as<br>PUBLISHED                                 |   |   |   |         |
| 1995 | December       | 8 316.5   | 8 316.2                                   | 8 317.5                                   | 8 315.0   | 8 313.9 |
| 1996 | January        | 8 329.5   | 8 328.5                                   | 8 332.6                                   | 8 324.3   | 8 320.6 |
|      | February       | 8 339.4   | 8 337.6                                   | 8 345.4                                   | 8 329.7   | 8 322.8 |
|      | March<br>(new) | —   | 8 345.0                                   | 8 356.8                                   | 8 333.3   | 8 322.8 |

### UNEMPLOYMENT RATE (%)



|      |                | WHAT IF NEXT MONTH'S SEASONALLY ADJUSTED ESTIMATE IS: |                                      |                                      |   |     |
|------|----------------|---|--------------------------------------|--------------------------------------|---|-----|
|      |                | 1   | 2                                    | 3                                    | 4   |     |
|      |                | 8.4<br><i>i.e. the same<br/>as Feb 1996</i>           | 8.6<br><i>i.e. rises by<br/>2.2%</i> | 8.2<br><i>i.e. falls by<br/>2.2%</i> | 8.5<br><i>i.e. same trend<br/>for Feb &amp; Mar</i> |     |
|      |                | TREND as<br>PUBLISHED                                 |                                      |                                      |   |     |
| 1995 | December       | 8.4   | 8.4                                  | 8.4                                  | 8.4   | 8.4 |
| 1996 | January        | 8.4   | 8.4                                  | 8.4                                  | 8.4   | 8.4 |
|      | February       | 8.4   | 8.4                                  | 8.5                                  | 8.4   | 8.4 |
|      | March<br>(new) | —   | 8.4                                  | 8.5                                  | 8.3   | 8.4 |







## FOR MORE INFORMATION

The ABS publishes a wide range of information on Australia's economic and social conditions. A catalogue of publications and products is available from any of our offices (see below).

### INFORMATION CONSULTANCY SERVICES

Information tailored to special needs of clients can be obtained from the Information Consultancy Service available at ABS Offices (see below).

### ABS PRODUCTS

A large number of ABS products is available from the ABS Bookshops (see below). The ABS also provides a subscription service – you can telephone the ABS Subscription Service Australia wide toll free on 1800 0206 08.

### ELECTRONIC SERVICES

A large range of data is available via on-line services, diskette, magnetic tape, tape cartridge and CD ROM. For more details about our electronic data services, contact any ABS office (see below) or e-mail us at:

X.400 (C:Australia,PUB:Telememo,O:ABS,FN:STAT,SN:INFO)  
Internet Stat.info@abs.telememo.au  
Keylink STAT.INFO/ABS

You can visit us on the Internet at: <http://www.statistics.gov.au>

### GENERAL SALES AND INQUIRIES

- Sydney 02 268 4611
  - Melbourne 03 9615 7755
  - Brisbane 07 3222 6351
  - Perth 09 360 5140
  - Adelaide 08 237 7100
  - Hobart 002 20 5800
  - Darwin 089 43 2111
  - Canberra 06 252 6627
- Information Services, ABS  
PO Box 10, Belconnen ACT 2616



2620200002963

ISSN 1031-038X

RRP \$15.50

© Commonwealth of Australia 1996

Produced by the Australian Government Publishing Service