

**CRIMINAL COURTS**

AUSTRALIA

EMBARGO: 11.30AM (CANBERRA TIME) FRI 25 JAN 2008

**C O N T E N T S**

	<i>page</i>
Notes .....	2
List of tables .....	3

**CHAPTERS**

<b>1</b> Introduction .....	5
<b>2</b> Higher Courts .....	8
<b>3</b> Magistrates' Courts .....	33
<b>4</b> Children's Courts .....	62

**ADDITIONAL INFORMATION**

Explanatory Notes .....	84
Appendix 1: Method of Finalisation Classification .....	96
Appendix 2: Australian Standard Offence Classification .....	97
Appendix 3: National Offence Index .....	99
Appendix 4: Sentence Type Classification .....	102
Glossary .....	103

**I N Q U I R I E S**

For further information about these and related statistics, contact the National Information and Referral Service on 1300 135 070 or Terence Byrnes on Melbourne (03) 9615 7681.

## NOTES

**ABOUT THIS PUBLICATION** This publication presents nationally comparable statistics relating to the criminal jurisdiction of the Higher (Supreme and Intermediate), Magistrates' and Children's Courts across Australia for the period 1 July 2006 to 30 June 2007. Some time series data are also included where available. The statistics describe the characteristics of defendants, including information on the offences and sentences associated with those defendants.

Additional data are available in the Supplementary Datacubes (cat. no. 4513.0) on the ABS website.

**DATA CONSISTENCY** The statistics are sourced from the national Criminal Courts collection conducted by the Australian Bureau of Statistics (ABS) and have been compiled according to national standards in order to maximise consistency between the states and territories. The Explanatory Notes, Appendices and Glossary provide detailed information on the data sources, counting rules, terminology, classifications and other technical aspects associated with these statistics.

**CHANGES IN THIS ISSUE** The format of this issue has been changed from previous issues. Data is now presented by each court level in separate chapters.

Information is presented for the first time nationally on the characteristics of defendants finalised in the criminal jurisdiction of the Children's Courts, including offence and sentence information associated with those defendants. Previously, these data were published as experimental and had been included as an Appendix in the publication.

**ROUNDING** Discrepancies may occur between sums of the component items and totals across tables due to rounding and randomisation.

**INFORMATION ON ABS CRIME AND JUSTICE** More information about ABS activities in the field of crime and justice statistics is available from the Crime and Justice theme page on the ABS website. Details of other ABS publications relating to crime and justice statistics can be found in the Explanatory Notes paragraph 80.

**ACKNOWLEDGMENTS** The ABS acknowledges the valuable contribution of the Board of Management, the National Criminal Courts Statistics Advisory Group, the Court Practitioners' Group and the staff of the various agencies that provide the statistics presented in this publication.

Susan Linacre  
Acting Australian Statistician

## LIST OF TABLES .....

page

### CHAPTER 2 HIGHER COURTS

<b>2.1</b>	Summary characteristics of defendants, Selected principal offence .....	14
<b>2.2</b>	Summary characteristics of defendants, 2002-03 to 2006-07 .....	15
<b>2.3</b>	Summary characteristics of defendants, States and territories .....	16
<b>2.4</b>	Defendants adjudicated, Principal offence 2002-03 to 2006-07 .....	17
<b>2.5</b>	Defendants adjudicated, Principal offence by age .....	18
<b>2.6</b>	Defendants adjudicated, Sex and principal offence by adjudication type .....	19
<b>2.7</b>	Defendants proven guilty, Principal offence by principal sentence .....	22
<b>2.8</b>	Defendants proven guilty, Sex and principal sentence by age .....	24
<b>2.9</b>	Duration from initiation to finalisation, Selected principal offence .....	26
<b>2.10</b>	Defendants adjudicated, Principal offence by states and territories .....	28
<b>2.11</b>	Defendants finalised, Selected characteristics by states and territories 2001-02 to 2006-07 .....	29
<b>2.12</b>	Defendants proven guilty, Selected characteristics by states and territories 2001-02 to 2006-07 .....	31

### CHAPTER 3 MAGISTRATES' COURTS

<b>3.1</b>	Summary characteristics of defendants, Selected principal offence .....	40
<b>3.2</b>	Summary characteristics of defendants, 2003-04 to 2006-07 .....	41
<b>3.3</b>	Summary characteristics of defendants, States and territories .....	42
<b>3.4</b>	Defendants adjudicated, Principal offence 2003-04 to 2006-07 .....	43
<b>3.5</b>	Defendants adjudicated, Principal offence by age .....	44
<b>3.6</b>	Defendants adjudicated, Sex and principal offence by adjudication type .....	45
<b>3.7</b>	Defendants proven guilty, Principal offence by principal sentence .....	48
<b>3.8</b>	Defendants proven guilty, Sex and principal sentence by age .....	50
<b>3.9</b>	Duration from initiation to finalisation, Selected principal offence .....	52
<b>3.10</b>	Defendants adjudicated, Principal offence by states and territories .....	54
<b>3.11</b>	Defendants adjudicated, Principal offence (excluding road traffic offences) by states and territories .....	56
<b>3.12</b>	Defendants finalised, Selected characteristics by states and territories 2003-04 to 2006-07 .....	58
<b>3.13</b>	Defendants proven guilty, Selected characteristics by states and territories 2003-04 to 2006-07 .....	60



*page*

CHAPTER 4 CHILDREN'S COURTS

<b>4.1</b>	Summary characteristics of defendants, Selected principal offence . . . . .	69
<b>4.2</b>	Summary characteristics of defendants, States and territories . . . . .	70
<b>4.3</b>	Defendants adjudicated, Principal offence . . . . .	71
<b>4.4</b>	Defendants adjudicated, Principal offence by age . . . . .	72
<b>4.5</b>	Defendants adjudicated, Sex and principal offence by adjudication type . . . . .	73
<b>4.6</b>	Defendants proven guilty, Principal offence by principal sentence . . . . .	76
<b>4.7</b>	Defendants proven guilty, Sex and principal sentence by age . . . . .	78
<b>4.8</b>	Duration from initiation to finalisation, Selected principal offence . . . . .	80
<b>4.9</b>	Defendants adjudicated, Principal offence by states and territories . . . . .	82



CRIMINAL COURTS IN AUSTRALIA

A system of courts for the hearing of criminal matters exists in all Australian states and territories. A criminal matter generally arises where a charge has been laid either by police or some other prosecuting authority. Once charges are laid, the court will hear evidence by both prosecution and defence, and will make a decision as to whether or not the defendant is guilty. In some cases charges may be withdrawn by the prosecution or not proceed to trial. In cases where the defendant is proven guilty, the court may also record a conviction and impose a penalty.

All states and territories have a Supreme Court that deals with the most serious criminal matters. The larger jurisdictions (New South Wales, Victoria, Queensland, South Australia and Western Australia) also have an intermediate level of court, known as the District Court or County Court, that deals with the majority of serious offences. The Supreme Courts and Intermediate Courts are collectively referred to as the Higher Courts.

All defendants that are dealt with by the Higher Courts have an automatic entitlement to a trial before a judge and jury. In some jurisdictions, the defendant may elect to have the matter heard before a judge alone. Offences that must be heard before a judge and jury are known as indictable offences. These include offences such as murder, manslaughter and drug trafficking as well as serious sexual offences, robberies and assaults.

The lowest level of criminal court is the Magistrates' Court or Court of Summary Jurisdiction. The majority of all criminal cases are heard in these courts. Cases heard in the Magistrates' Courts do not involve a jury as a magistrate determines the guilt or innocence of the defendant. This is known as a summary proceeding.

Within the Magistrates' Court level, each state and territory has a specialist court known as the Children's Court. These courts deal with offences alleged to have been committed by young people. The maximum age that defendants are considered a child or juvenile is under the age of 18 years in all states and territories, except Queensland. In Queensland, defendants are considered adults if aged 17 years and over at the time the offence was committed.

NATIONAL CRIMINAL COURTS STATISTICS

This publication presents statistics about defendants dealt with by the criminal jurisdiction of the Higher (Supreme and Intermediate), Magistrates' and Children's Courts of Australia, for the period 1 July 2006 to 30 June 2007. Defendants include persons as well as organisations (for the Higher and Magistrates' Courts only) charged with criminal offences. The statistics are based on data extracted from administrative records held by state and territory agencies responsible for courts administration. The statistics have been compiled according to national standards and classifications (see Explanatory Notes paragraphs 20-25).

NATIONAL CRIMINAL  
COURTS STATISTICS  
*continued*

The data in the Criminal Courts collection reflects defendants finalised in the court, that is, a person or organisation for whom all charges have been formally completed so that the defendant ceases to be an item of work to be dealt with. However, the data for the New South Wales Magistrates' and Children's Courts are based on finalised appearances rather than finalised defendants. This counting method results in slightly higher population counts than if the finalised defendant was counted (see Explanatory Notes paragraph 12).

The statistics provide a profile of the characteristics of defendants, as well as data about the offences for which they have been charged, their guilt or innocence, and sentence outcomes for those proven guilty.

There are significant differences between the states and territories in the way the Higher Courts, Magistrates' Courts and Children's Courts systems are structured and how criminal cases are allocated between court levels. For example, legislation differs between states and territories regarding which offence types can be heard summarily in the Magistrates' or Children's Courts and which offence types must be indicted to a Higher Court. There may also be differences in the legislation and policy available to the court when administering justice. Caution should therefore be taken when making comparisons between states and territories.

The Explanatory Notes provide detailed information on the data sources, definitions, counting rules and other technical matters associated with the ABS criminal courts data collection.

For ease of reading, 'principal sentence' is referred to as 'sentence' throughout this publication. In addition, 'principal offence' is referred to as 'offence'. The term 'and related offences' has also been omitted for ease of reading for the following offences: homicide and related offences; sexual assault and related offences; abduction and related offences; robbery, extortion and related offences; theft and related offences; and deception and related offences.

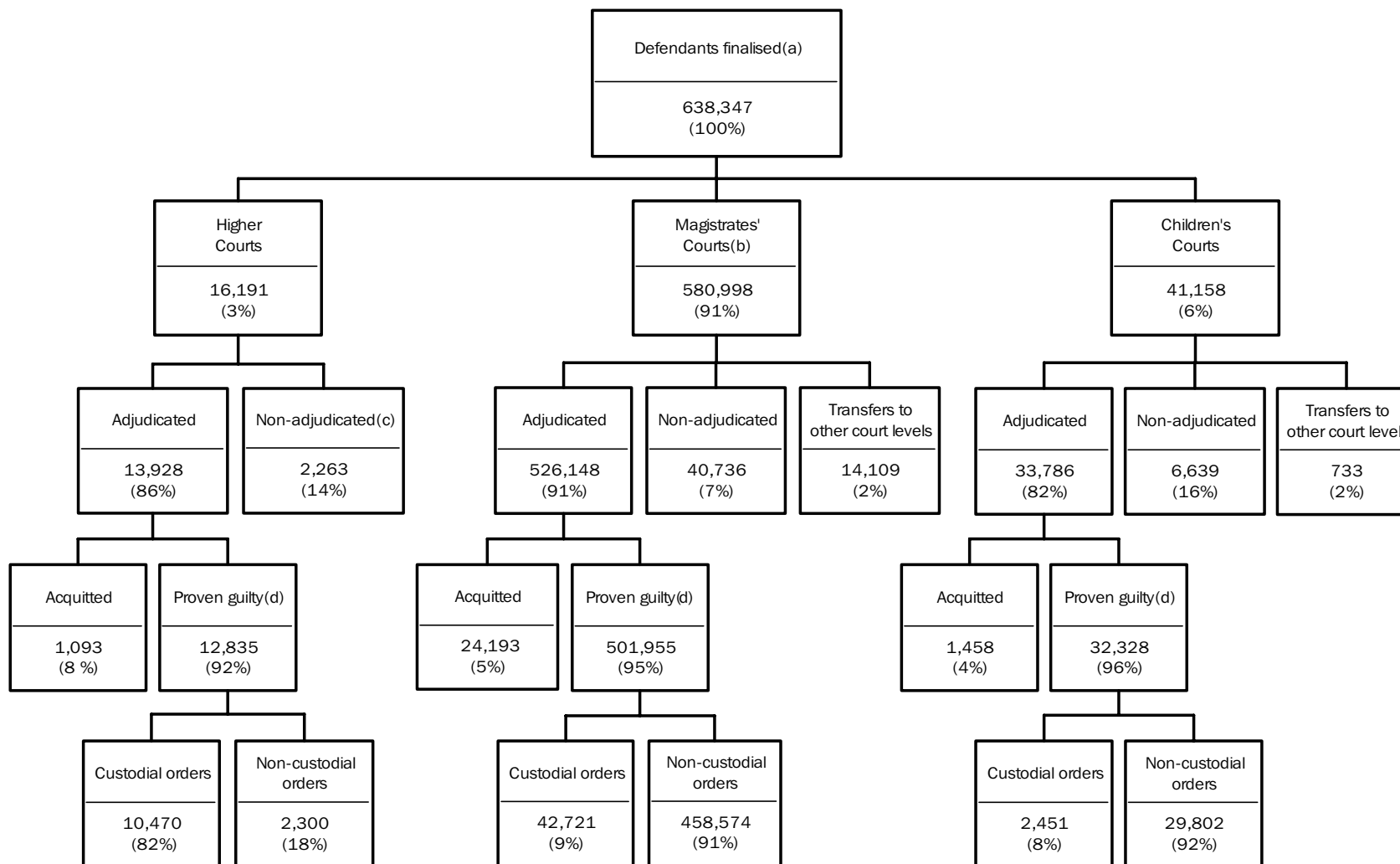
## SUMMARY

In 2006-07, there were 638,347 defendants finalised in the Higher Courts (16,191), Magistrates' Courts (580,998) and Children's Courts (41,158) in Australia. Between 2005-06 and 2006-07, the number of defendants finalised in the Higher Courts decreased by 1%, and increased in the Magistrates' Courts by 2%.

Nationally, 92% of defendants adjudicated in the Higher Courts were proven guilty, compared with 95% in the Magistrates' Courts and 96% in the Children's Courts.

Of those defendants proven guilty, 82% were sentenced to a custodial order in the Higher Courts. The proportion of defendants sentenced to custodial orders was much lower in the Magistrates' (9%) and Children's Courts (8%).

SUMMARY CHARACTERISTICS OF DEFENDANTS



(a) Defendants will be counted twice where they are transferred from one of the three court levels and then finalised in another within the same reference period.

(b) Includes defendants with an unknown method of finalisation.

(c) Includes defendants transferred to other court levels.

(d) Includes defendants for whom a principal sentence is unknown.

INTRODUCTION

This chapter presents results for defendants finalised in the criminal jurisdiction of the Higher Courts in 2006-07. The Higher Courts refers to the grouping of the Intermediate (the District or County Court) and Supreme Court levels.

Higher Courts are in operation in all states and territories of Australia. These courts try and sentence matters relating to indictable and serious criminal offences.

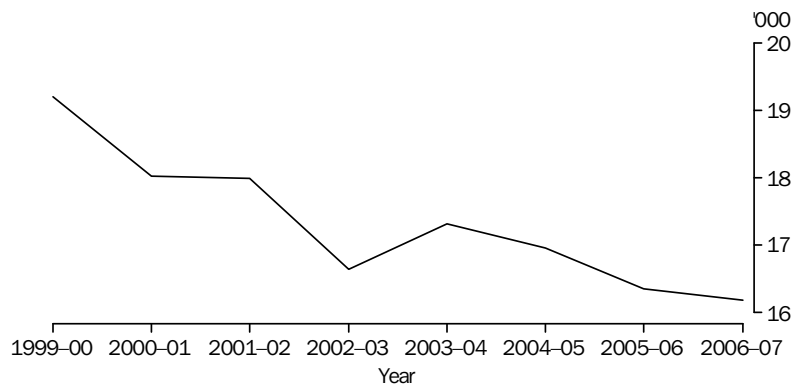
Higher Courts data presented here excludes cases such as bail reviews and applications to amend sentences or penalties which do not require the adjudication of charges. Also excluded are breach of bail or parole cases, appeal cases, tribunal matters and defendants for whom a bench warrant is issued but not executed.

*Snapshot*

The number of defendants finalised in the Higher Courts decreased by 1% from 16,356 in 2005-06 to 16,191 in 2006-07, and decreased by 16% since 1999-00.

- The proportion of male to female defendants has remained relatively stable since 2001-02 with males accounting for approximately 87% of the total.
- Of those defendants finalised in the Higher Courts, 86% (13,928) were finalised by a guilty plea or a court determination of their guilt or innocence. Withdrawal of charges by the prosecution accounted for 13% of finalisations.
- The majority (92% or 12,835) of defendants whose cases were adjudicated in the Higher Courts in 2006-07 were proven guilty. Of those defendants proven guilty, 88% pleaded guilty and 11% were found guilty following a trial.
- Approximately 8 in 10 convicted defendants were sentenced to custodial orders.

DEFENDANTS FINALISED (a), 1999-2000 to 2006-2007



(a) From 2002-03, excludes defendants finalised by a bench warrant being issued (see Explanatory Notes paragraph 29).



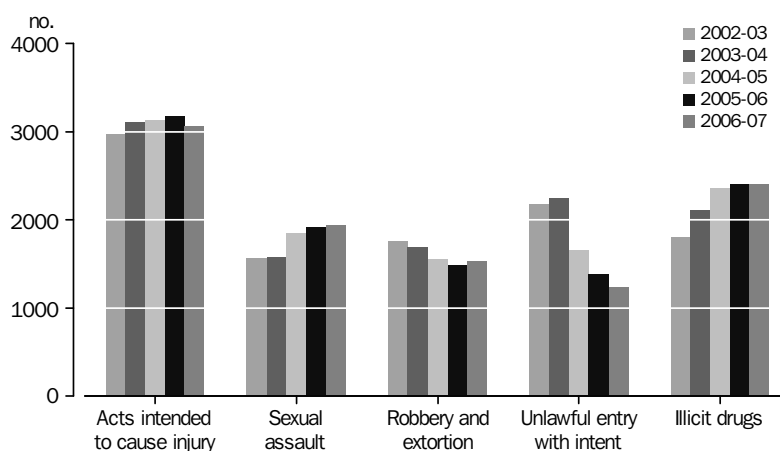
PRINCIPAL OFFENCE

The following information only relates to defendants who were adjudicated, i.e. finalised via a plea of guilty or a decision by the judge as to their guilt or innocence of the final charges laid. The offence categories referred to relate to the principal offence i.e. the most serious offence type with which the defendant was charged. For more information about principal offence see the Explanatory Notes paragraphs 38-41.

Five offence types accounted for nearly three-quarters of defendants heard in the Higher Courts: acts intended to cause injury (22%); illicit drug offences (17%); sexual assault (14%); robbery and extortion (11%); and unlawful entry with intent (9%). Between 2002-03 and 2006-07, these five offences have accounted for the largest number of defendants charged.

Although the number of defendants decreased 4% since 2002-03, the number charged with an offence of illicit drugs or sexual assault increased during this period (up 33% or 602 and 23% or 367 respectively). Defendants charged with weapons and explosives offences also increased (by 205% or 121 defendants) during this period. However, defendants charged with this offence account for a relatively small proportion of adjudicated defendants (1% in 2006-07). The number of defendants charged with unlawful entry with intent decreased by between 2002-03 and 2006-07 (down 43% or 929).

DEFENDANTS ADJUDICATED, Selected principal offence, 2002–03 to 2006–07

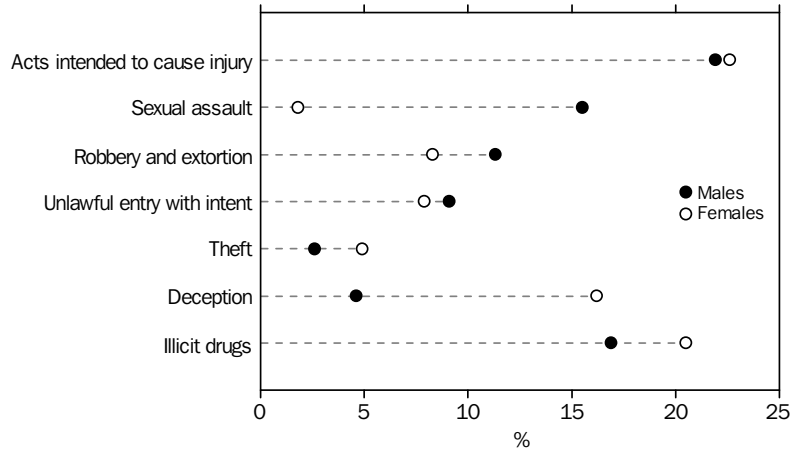


Sex

In 2006-07, defendants were more likely to be male (87%) than female (12%). The two most common offences that both males and females were charged with were acts intended to cause injury (22% and 23% respectively) and illicit drug offences (17% and 20% respectively). For males, this was followed by sexual assault (16%) and for females it was deception (16%). There was a similar pattern of offences during 2005-06.

Sex *continued*

DEFENDANTS ADJUDICATED, Selected principal offence by sex

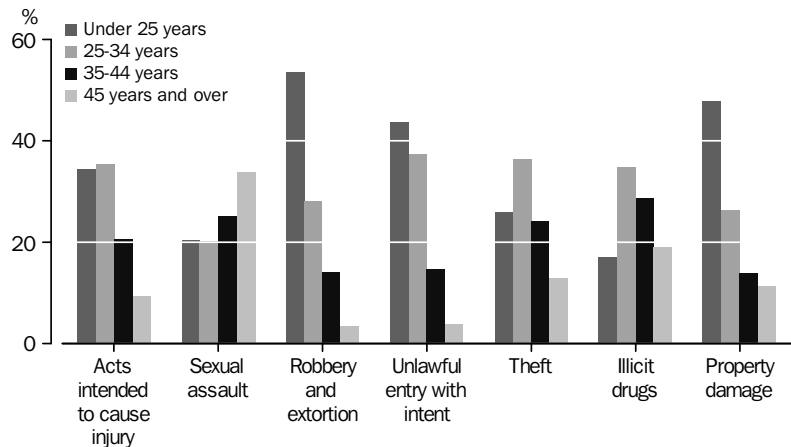


Age

Those aged 25 to 34 years accounted for just under a third (31%) of defendants charged in the Higher Courts. This was followed by defendants aged under 25 years (30%), and those aged 35 to 44 years (22%). Defendants aged 45 years and over represented 16% of defendants.

Of defendants charged with robbery and extortion, unlawful entry with intent, property damage, and public order offences, the largest proportion of defendants were under 25 years of age. Of those charged with acts intended to cause injury, theft, and illicit drug offences, the largest proportion of defendants were aged 25 to 34 years. For sexual assault offences, just over a third (34%) of defendants were aged 45 years and over.

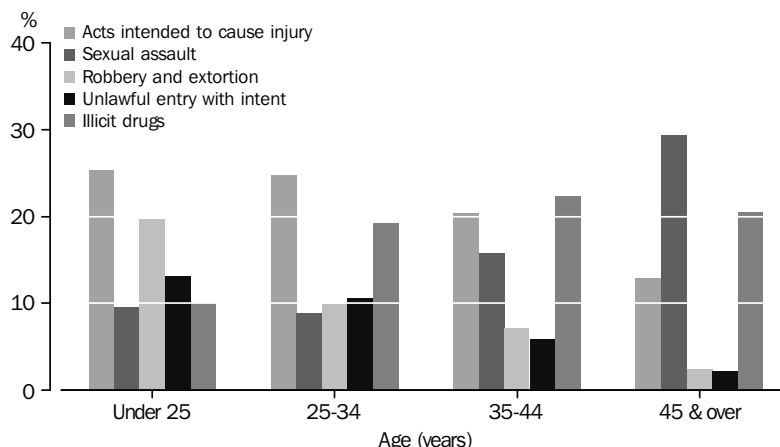
DEFENDANTS ADJUDICATED, Selected principal offence by age groups



A quarter (25% each) of defendants aged under 25 years and 25 to 34 years were charged with acts intended to cause injury. While robbery and extortion accounted for 20% of defendants aged under 25 years, this offence type was less common for defendants over this age group. The largest proportion of defendants aged 45 years and over were charged with sexual assault (29%) followed by illicit drug offences (21%).

*Age continued*

DEFENDANTS ADJUDICATED, Age groups by selected principal offence



*Proven guilty*

In the Higher Courts, 81% (11,345) of defendants plead guilty. Defendants charged with weapons and explosives offences or unlawful entry with intent were more likely to have plead guilty (96% and 91%) than those charged with homicide (47%) and sexual assault (61%).

Of the 2,507 defendants that had a trial outcome (acquitted or found guilty by the court), 44% were acquitted. Four offences accounted for just under three-quarters of all trials; sexual assault (30%); acts intended to cause injury (21%); illicit drug offences (12%); and homicide (9%). Defendants charged with sexual assault were more likely to be acquitted at trial (57%) than found guilty, whilst defendants charged with illicit drug offences were less likely to be acquitted (20%).

SENTENCE OUTCOMES

In 2006-07, the majority (92% or 12,835) of defendants heard in the Higher Courts were proven guilty. Almost all defendants charged with illicit drug offences and weapons and explosives offences were proven guilty (both 98%), whilst defendants charged with an offence of sexual assault and homicide had lower rates of conviction (78% and 81% respectively).

The following information relates to sentence outcomes for defendants heard in the Higher Courts. Defendants are referred to as 'convicted' where they were proven guilty of at least one of the final charges laid against them.

Sentence refers to the principal sentence a defendant received (refer to Explanatory Notes paragraph 42 for further information).

*Principal sentence*

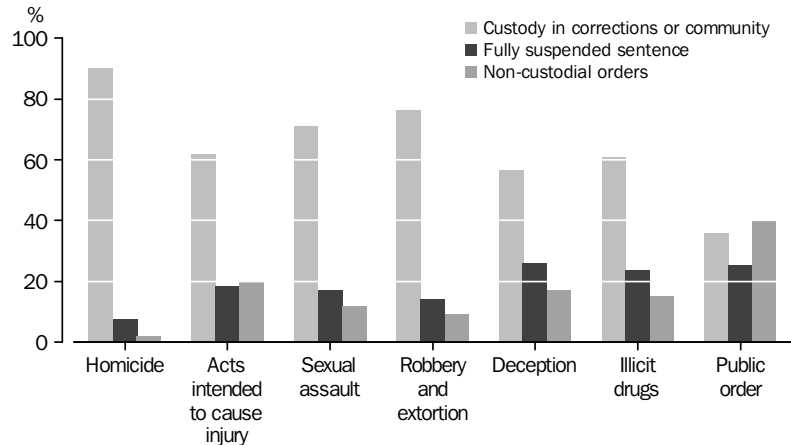
The majority (82% or 10,470) of defendants proven guilty in 2006-07 received a custodial order. This proportion increased over the last 5 years, from 74% in 2002-03. Custodial orders comprised: custody in a correctional institution (58% of convicted defendants); custody in the community (4%); and fully suspended sentences (20%).

Defendants with a sentence of non-custodial orders (community supervision or work orders, monetary orders and other non-custodial orders) accounted for 18% of defendants proven guilty in the Higher Courts.

*Principal sentence  
continued*

The proportion of convicted defendants that received a custodial sentence in a correctional institution or the community ranged from 34% for public order offences to 76% for robbery and extortion, and 90% for homicide. Defendants convicted of offences against justice procedures or deception were more likely to receive a fully suspended sentence (27% and 26% respectively) than defendants with other offences. Of those defendants charged with public order offences, 39% were issued non-custodial orders.

DEFENDANTS PROVEN GUILTY, Selected principal offence by selected principal sentence



*Sex*

A greater proportion of males proven guilty received a sentence of custody in a correctional institution or the community than females (64% compared with 49%). Convicted females had a larger proportion of fully suspended sentences than males (24% and 19% respectively).

*Age*

A larger proportion of convicted defendants under 25 years of age received a non-custodial order (25%), compared with other age groups (ranging from 13% to 16%). Those under 25 years of age had the smallest proportion of all age groups sentenced to custody in a correctional institution or the community (56%).

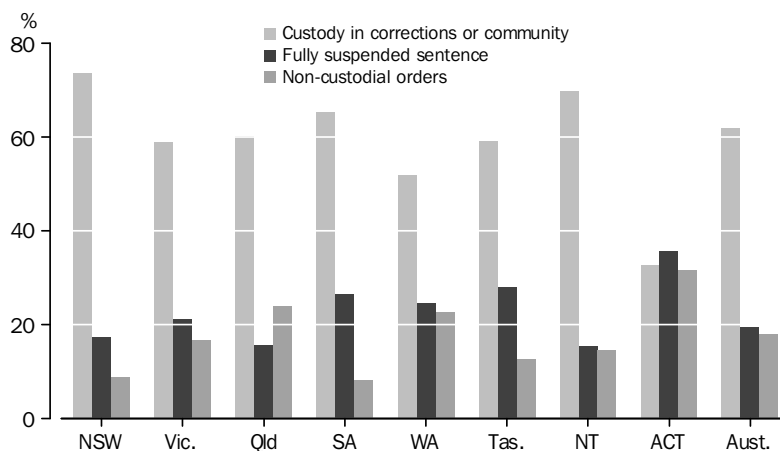
Differences in sentencing across age and sex are associated with the offence the defendant was convicted of, as well as a range of aggravating and mitigating factors taken into account by the court, such as prior convictions, level of violence, whether the offender was provoked, and demonstrations of remorse.

*States and territories*

The proportion of defendants proven guilty that received a custodial sentence in a correctional institution or the community varied across states and territories, ranging from 33% in the Australian Capital Territory to 74% in New South Wales.

States and territories  
continued

DEFENDANTS PROVEN GUILTY, Selected principal sentence by states and territories



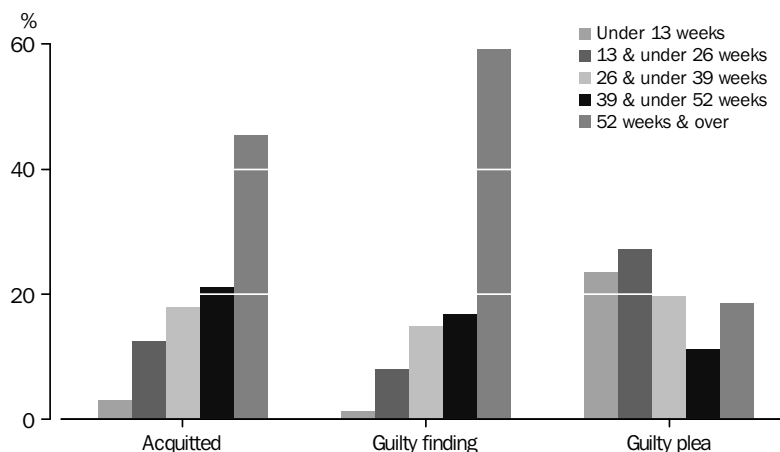
DURATION OF CASES  
ADJUDICATED

The nature of the charges presented to the court, along with the process required to deal with the charges (which is affected by the type of plea), impact on the length of time required for a court to finalise a case.

A fifth (20%) of defendants adjudicated were finalised under 13 weeks from initiation, while 44% were finalised under 26 weeks from initiation. A quarter (25%) of defendants were finalised 52 weeks or more after initiation.

Of defendants that went to trial and were found guilty by the court, 59% were finalised 52 weeks or more after initiation. Of those acquitted, 45% were finalised for this same period. For defendants who plead guilty in 2006-07, 24% were finalised in less than 13 weeks.

DEFENDANTS ADJUDICATED, Selected method of finalisation by duration from initiation to finalisation



## 2.1 SUMMARY CHARACTERISTICS OF DEFENDANTS, Selected principal offence . . . . .

	<i>Homicide &amp; related offences</i>	<i>Acts intended to cause injury</i>	<i>Sexual assault &amp; related offences</i>	<i>Robbery, extortion &amp; related offences</i>	<i>Unlawful entry with intent</i>	<i>Theft &amp; related offences</i>	<i>Deception &amp; related offences</i>	<i>Illicit drug offences</i>	<i>Other(a)</i>	<i>Total(b)</i>
NUMBER										
<b>Adjudicated outcomes</b>										
Acquitted	79	249	424	69	37	13	37	59	100	1 093
Proven guilty										
Guilty finding	142	276	322	107	51	30	67	238	169	1 414
Guilty plea	202	2 524	1 181	1 347	1 132	359	740	2 104	1 644	11 345
Total(c)	344	2 810	1 510	1 460	1 205	391	809	2 352	1 830	12 835
<b>Total</b>	<b>423</b>	<b>3 059</b>	<b>1 934</b>	<b>1 529</b>	<b>1 242</b>	<b>404</b>	<b>846</b>	<b>2 411</b>	<b>1 930</b>	<b>13 928</b>
<b>Sentence outcomes</b>										
Custodial orders	338	2 253	1 330	1 322	989	284	672	1 994	1 258	10 470
Non-custodial orders	5	555	179	138	215	107	137	354	568	2 300
<b>Total(d)</b>	<b>344</b>	<b>2 810</b>	<b>1 510</b>	<b>1 460</b>	<b>1 205</b>	<b>391</b>	<b>809</b>	<b>2 352</b>	<b>1 830</b>	<b>12 835</b>
PROPORTION (%)										
<b>Adjudicated outcomes</b>										
Acquitted	18.7	8.1	21.9	4.5	3.0	3.2	4.4	2.4	5.2	7.8
Proven guilty										
Guilty finding	33.6	9.0	16.6	7.0	4.1	7.4	7.9	9.9	8.8	10.2
Guilty plea	47.8	82.5	61.1	88.1	91.1	88.9	87.5	87.3	85.2	81.5
Total(c)	81.3	91.9	78.1	95.5	97.0	96.8	95.6	97.6	94.8	92.2
<b>Total</b>	<b>100.0</b>	<b>100.0</b>	<b>100.0</b>	<b>100.0</b>	<b>100.0</b>	<b>100.0</b>	<b>100.0</b>	<b>100.0</b>	<b>100.0</b>	<b>100.0</b>
<b>Sentence outcomes</b>										
Custodial orders	98.3	80.2	88.1	90.5	82.1	72.6	83.1	84.8	68.7	81.6
Non-custodial orders	1.5	19.8	11.9	9.5	17.8	27.4	16.9	15.1	31.0	17.9
<b>Total(d)</b>	<b>100.0</b>	<b>100.0</b>	<b>100.0</b>	<b>100.0</b>	<b>100.0</b>	<b>100.0</b>	<b>100.0</b>	<b>100.0</b>	<b>100.0</b>	<b>100.0</b>

(a) Includes Divisions 04, 05, 11, 12, 13, 14, 15 & 16 of the ASOC (refer to Appendix 2).

(b) Includes defendants for whom offence data are missing or a principal offence could not be determined.

(c) Includes defendants with charges proven n.f.d.

(d) Includes defendants for whom a principal sentence is unknown.

## 2.2 SUMMARY CHARACTERISTICS OF DEFENDANTS, 2002–03 to 2006–07 .....

	NUMBER					PERCENTAGE CHANGE (%)			
	2002–03	2003–04	2004–05	2005–06	2006–07	2002–03 to 2003–04	2003–04 to 2004–05	2004–05 to 2005–06	2005–06 to 2006–07
	<hr/>								
<b>Defendants finalised</b>									
Males	14 546	15 005	14 886	r14 313	14 145	3.2	–0.8	r–3.8	–1.2
Females	2 086	2 292	2 052	r2 027	1 951	9.9	–10.5	r–1.2	–3.7
<b>Total(a)</b>	<b>16 643</b>	<b>17 315</b>	<b>16 964</b>	<b>r16 356</b>	<b>16 191</b>	<b>4.0</b>	<b>–2.0</b>	<b>r–3.6</b>	<b>–1.0</b>
<b>Method of finalisation</b>									
Adjudicated outcomes									
Acquitted	990	1 053	1 273	r1 248	1 093	6.4	20.9	r–2.0	–12.4
Proven guilty									
Guilty finding	1 403	1 372	1 573	r1 543	1 414	–2.2	14.7	r–1.9	–8.4
Guilty plea	12 071	12 578	11 893	r11 400	11 345	4.2	–5.4	r–4.1	–0.5
<b>Total(b)</b>	<b>13 474</b>	<b>13 950</b>	<b>13 466</b>	<b>r12 943</b>	<b>12 835</b>	<b>3.5</b>	<b>–3.5</b>	<b>r–3.9</b>	<b>–0.9</b>
<b>Total</b>	<b>14 464</b>	<b>15 003</b>	<b>14 739</b>	<b>r14 191</b>	<b>13 928</b>	<b>3.7</b>	<b>–1.8</b>	<b>r–3.7</b>	<b>–2.0</b>
Withdrawn by prosecution	2 066	2 181	2 134	r2 054	2 152	5.6	–2.2	r–3.7	4.8
Other(c)	113	131	91	111	111	15.9	–30.5	22.0	15.6
<b>Total</b>	<b>16 643</b>	<b>17 315</b>	<b>16 964</b>	<b>r16 356</b>	<b>16 191</b>	<b>4.0</b>	<b>–2.0</b>	<b>r–3.6</b>	<b>–1.0</b>
<b>Sentence outcomes</b>									
Custodial orders	9 927	10 869	10 766	r10 628	10 470	9.5	–0.9	r–1.3	–1.5
Non-custodial orders	3 465	2 986	2 662	r2 265	2 300	–13.8	–10.9	r–14.9	1.5
<b>Total(d)</b>	<b>13 474</b>	<b>13 950</b>	<b>13 466</b>	<b>r12 943</b>	<b>12 835</b>	<b>3.5</b>	<b>–3.5</b>	<b>r–3.9</b>	<b>–0.8</b>

r revised

(a) Includes defendants with unknown sex and organisations.

(b) Includes defendants with charges proven n.f.d.

(c) Includes defendants unfit to plead, defendants deceased, transfers to other court levels and other non-adjudicated finalisations n.e.c.

(d) Includes defendants for whom a principal sentence is unknown.

## 2.3 SUMMARY CHARACTERISTICS OF DEFENDANTS, States and territories .....

	NSW	Vic.	Qld	SA	WA	Tas.	NT	ACT	Aust.
NUMBER									
<b>Defendants finalised</b>									
Males	2 835	2 084	4 995	1 101	2 188	498	316	128	14 145
Females	306	252	840	134	315	55	30	19	1 951
<b>Total(a)</b>	<b>3 141</b>	<b>2 346</b>	<b>5 841</b>	<b>1 235</b>	<b>2 582</b>	<b>553</b>	<b>346</b>	<b>147</b>	<b>16 191</b>
<b>Method of finalisation</b>									
Adjudicated outcomes									
Acquitted	194	176	217	107	331	40	16	12	1 093
Proven guilty									
Guilty finding	319	235	250	182	310	79	28	11	1 414
Guilty plea	2 385	1 838	4 359	639	1 428	329	280	87	11 345
<b>Total(b)</b>	<b>2 704</b>	<b>2 073</b>	<b>4 609</b>	<b>821</b>	<b>1 814</b>	<b>408</b>	<b>308</b>	<b>98</b>	<b>12 835</b>
<b>Total</b>	<b>2 898</b>	<b>2 249</b>	<b>4 826</b>	<b>928</b>	<b>2 145</b>	<b>448</b>	<b>324</b>	<b>110</b>	<b>13 928</b>
Withdrawn by prosecution	203	89	1 008	286	409	102	22	33	2 152
Other(c)	40	8	7	21	28	3	—	4	111
<b>Total</b>	<b>3 141</b>	<b>2 346</b>	<b>5 841</b>	<b>1 235</b>	<b>2 582</b>	<b>553</b>	<b>346</b>	<b>147</b>	<b>16 191</b>
<b>Sentence outcomes</b>									
Custodial orders	2 466	1 672	3 500	755	1 391	356	263	67	10 470
Non-custodial orders	238	349	1 109	66	410	52	45	31	2 300
<b>Total(d)</b>	<b>2 704</b>	<b>2 073</b>	<b>4 609</b>	<b>821</b>	<b>1 814</b>	<b>408</b>	<b>308</b>	<b>98</b>	<b>12 835</b>

PROPORTION (%)									
<b>Defendants finalised</b>									
Males	90.3	88.8	85.5	89.1	84.7	90.1	91.3	87.1	87.4
Females	9.7	10.7	14.4	10.9	12.2	9.9	8.7	12.9	12.0
<b>Total(a)</b>	<b>100.0</b>	<b>100.0</b>	<b>100.0</b>	<b>100.0</b>	<b>100.0</b>	<b>100.0</b>	<b>100.0</b>	<b>100.0</b>	<b>100.0</b>
<b>Method of finalisation</b>									
Adjudicated outcomes									
Acquitted	6.2	7.5	3.7	8.7	12.8	7.2	4.6	8.2	6.8
Proven guilty									
Guilty finding	10.2	10.0	4.3	14.7	12.0	14.3	8.1	7.5	8.7
Guilty plea	75.9	78.3	74.6	51.7	55.3	59.5	80.9	59.2	70.1
<b>Total(b)</b>	<b>86.1</b>	<b>88.4</b>	<b>78.9</b>	<b>66.5</b>	<b>70.3</b>	<b>73.8</b>	<b>89.0</b>	<b>66.7</b>	<b>79.3</b>
<b>Total</b>	<b>92.3</b>	<b>95.9</b>	<b>82.6</b>	<b>75.1</b>	<b>83.1</b>	<b>81.0</b>	<b>93.6</b>	<b>74.8</b>	<b>86.0</b>
Withdrawn by prosecution	6.5	3.8	17.3	23.2	15.8	18.4	6.4	22.4	13.3
Other(c)	1.3	0.3	0.1	1.7	1.1	0.5	—	2.7	0.7
<b>Total</b>	<b>100.0</b>	<b>100.0</b>	<b>100.0</b>	<b>100.0</b>	<b>100.0</b>	<b>100.0</b>	<b>100.0</b>	<b>100.0</b>	<b>100.0</b>
<b>Sentence outcomes</b>									
Custodial orders	91.2	80.7	75.9	92.0	76.7	87.3	85.4	68.4	81.6
Non-custodial orders	8.8	16.8	24.1	8.0	22.6	12.7	14.6	31.6	17.9
<b>Total(d)</b>	<b>100.0</b>	<b>100.0</b>	<b>100.0</b>	<b>100.0</b>	<b>100.0</b>	<b>100.0</b>	<b>100.0</b>	<b>100.0</b>	<b>100.0</b>

— nil or rounded to zero (including null cells)

(a) Includes defendants with unknown sex and organisations.

(b) Includes defendants with charges proven n.f.d.

(c) Includes defendants unfit to plead, defendants deceased, transfers to other court levels and other non-adjudicated finalisations n.e.c.

(d) Includes defendants for whom a principal sentence is unknown.



## 2.4 DEFENDANTS ADJUDICATED, Principal offence 2002–03 to 2006–07 .....

	NUMBER					PERCENTAGE CHANGE (%)			
	2002–03	2003–04	2004–05	2005–06	2006–07	2002–03 to 2003–04	2003–04 to 2004–05(a)	2004–05 to 2005–06	2005–06 to 2006–07
	Homicide and related offences								
Murder	179	132	169	r156	145	-26.3	28.0	r-7.7	-7.1
Other(b)	272	287	279	r312	278	5.5	-2.8	r11.8	-10.9
Total	451	419	448	r468	423	-7.1	6.9	r4.5	-9.6
Acts intended to cause injury	2 976	3 112	3 127	r3 169	3 059	4.6	0.5	r1.3	-3.5
Sexual assault and related offences	1 567	1 577	1 850	r1 918	1 934	0.6	17.3	r3.7	0.8
Dangerous or negligent acts endangering persons	483	475	457	r441	408	-1.7	-3.8	r-3.5	-7.5
Abduction and related offences	97	116	122	142	122	19.6	5.2	16.4	-14.1
Robbery extortion and related offences	1 751	1 684	1 557	r1 489	1 529	-3.8	-7.5	r-4.4	2.7
Unlawful entry with intent	2 171	2 246	1 652	r1 381	1 242	3.5	-26.4	r-16.4	-10.1
Theft and related offences	751	790	646	r439	404	5.2	-18.2	r-32.0	-8.0
Deception and related offences									
Fraud forgery or false financial instruments	530	516	569	r509	507	-2.6	na	r-10.5	-0.4
Dishonest conversion	436	439	312	175	195	0.7	na	-43.9	11.4
Other(c)	111	147	154	112	144	32.4	4.8	-27.3	28.6
Total	1 077	1 102	1 035	r796	846	2.3	-6.1	r-23.1	6.3
Illicit drug offences									
Import or export illicit drugs	59	74	111	r75	91	25.4	50.0	r-32.4	21.3
Deal or traffic in illicit drugs	1 410	1 547	1 593	1 588	1 640	9.7	3.0	-0.3	3.3
Manufacture or cultivate illicit drugs	259	393	485	r508	473	51.7	23.4	r4.7	-6.9
Other(d)	81	96	174	r237	207	18.5	81.3	r36.2	-12.7
Total	1 809	2 110	2 363	r2 408	2 411	16.6	12.0	r1.9	0.1
Weapons and explosives offences	59	68	138	r133	180	15.3	na	r-3.6	35.3
Property damage and environmental pollution	385	382	366	r362	324	-0.8	-4.2	r-1.1	-10.5
Public order offences	205	216	254	r290	315	5.4	17.6	r14.2	8.6
Road traffic and motor vehicle regulatory offences	3	6	7	6	9	100.0	na	-14.3	50.0
Offences against justice procedures, gov't security and operations	257	274	310	r284	293	6.6	13.1	r-8.4	3.2
Miscellaneous offences	289	295	333	r324	279	2.1	12.9	r-2.7	-13.9
<b>Total(e)</b>	<b>14 465</b>	<b>15 003</b>	<b>14 739</b>	<b>r14 191</b>	<b>13 928</b>	<b>3.7</b>	<b>-1.8</b>	<b>r-3.7</b>	<b>-1.9</b>

na not available

r revised

(a) Percentage change not available for non-comparable data (see Explanatory Note paragraphs 64 and 76.

(b) Includes Subdivisions 012 and 013 of the ASOC (refer to Appendix 2).

(c) Includes Subdivisions 092, 094 and 099 of the ASOC (refer to Appendix 2).

(d) Includes Subdivisions 104 and 109 of the ASOC (refer to Appendix 2).

(e) Includes defendants for whom offence data are missing or principal offence could not be determined.

## 2.5 DEFENDANTS ADJUDICATED, Principal offence by age

	<i>Under 20 years</i>	<i>20–24 years</i>	<i>25–29 years</i>	<i>30–34 years</i>	<i>35–44 years</i>	<i>45 years &amp; over</i>	<i>Total(a)</i>
NUMBER							
Homicide and related offences	30	91	83	55	91	72	425
Acts intended to cause injury	277	777	586	500	629	287	3 059
Sexual assault and related offences	101	296	178	213	485	658	1 934
Dangerous or negligent acts endangering persons	39	99	78	61	76	54	407
Abduction and related offences	8	24	19	18	37	16	122
Robbery, extortion and related offences	284	535	269	163	219	53	1 529
Unlawful entry with intent	162	382	274	191	184	48	1 241
Theft and related offences	31	74	74	73	98	52	402
Deception and related offences	10	89	110	115	246	274	844
Illicit drug offences	52	363	420	420	691	459	2 411
Weapons and explosives offences	6	25	36	35	45	31	178
Property damage and environmental pollution	49	106	55	31	45	37	323
Public order offences	16	81	37	48	57	73	315
Road traffic and motor vehicle regulatory offences	—	—	3	3	—	—	6
Offences against justice procedures, gov't security and operations	23	53	54	42	68	49	293
Miscellaneous offences	6	39	39	51	86	47	279
<b>Total(b)</b>	<b>1 103</b>	<b>3 061</b>	<b>2 340</b>	<b>2 039</b>	<b>3 091</b>	<b>2 237</b>	<b>13 918</b>
PROPORTION (%)							
Homicide and related offences	2.7	3.0	3.5	2.7	2.9	3.2	3.1
Acts intended to cause injury	25.1	25.4	25.0	24.5	20.3	12.8	22.0
Sexual assault and related offences	9.2	9.7	7.6	10.4	15.7	29.4	13.9
Dangerous or negligent acts endangering persons	3.5	3.2	3.3	3.0	2.5	2.4	2.9
Abduction and related offences	0.7	0.8	0.8	0.9	1.2	0.7	0.9
Robbery, extortion and related offences	25.7	17.5	11.5	8.0	7.1	2.4	11.0
Unlawful entry with intent	14.7	12.5	11.7	9.4	6.0	2.1	8.9
Theft and related offences	2.8	2.4	3.2	3.6	3.2	2.3	2.9
Deception and related offences	0.9	2.9	4.7	5.6	8.0	12.2	6.1
Illicit drug offences	4.7	11.9	17.9	20.6	22.4	20.5	17.3
Weapons and explosives offences	0.5	0.8	1.5	1.7	1.5	1.4	1.3
Property damage and environmental pollution	4.4	3.5	2.4	1.5	1.5	1.7	2.3
Public order offences	1.5	2.6	1.6	2.4	1.8	3.3	2.3
Road traffic and motor vehicle regulatory offences	—	—	0.1	0.1	—	—	—
Offences against justice procedures, gov't security and operations	2.1	1.7	2.3	2.1	2.2	2.2	2.1
Miscellaneous offences	0.5	1.3	1.7	2.5	2.8	2.1	2.0
<b>Total(b)</b>	<b>100.0</b>	<b>100.0</b>	<b>100.0</b>	<b>100.0</b>	<b>100.0</b>	<b>100.0</b>	<b>100.0</b>

— nil or rounded to zero (including null cells)

(a) Includes defendants with unknown age and organisations.

(b) Includes defendants for whom offence data are missing or a principal offence could not be determined.

## 2.6 DEFENDANTS ADJUDICATED, Sex and principal offence by adjudication type . . . . .

	PROVEN GUILTY			Total (a)	Total adjudicated
	Acquitted	Guilty finding	Guilty plea		
MALES (no.)					
Homicide and related offences	67	131	172	303	370
Acts intended to cause injury	224	241	2 194	2 444	2 668
Sexual assault and related offences	416	315	1 151	1 473	1 889
Dangerous or negligent acts endangering persons	18	31	307	338	356
Abduction and related offences	8	20	81	101	109
Robbery, extortion and related offences	60	95	1 214	1 315	1 375
Unlawful entry with intent	30	48	1 011	1 077	1 107
Theft and related offences	10	24	286	310	320
Deception and related offences	31	52	481	533	564
Illicit drug offences	48	211	1 785	2 004	2 052
Weapons and explosives offences	4	4	170	174	178
Property damage and environmental pollution	15	14	250	264	279
Public order offences	17	32	240	272	289
Road traffic and motor vehicle regulatory offences	—	3	5	8	8
Offences against justice procedures, gov't security and operations	9	20	188	213	222
Miscellaneous offences	11	28	207	235	246
<b>Total (b)</b>	<b>994</b>	<b>1 279</b>	<b>9 823</b>	<b>11 155</b>	<b>12 149</b>

MALES (%)					
Homicide and related offences	18.1	35.4	46.5	81.9	100.0
Acts intended to cause injury	8.4	9.0	82.2	91.6	100.0
Sexual assault and related offences	22.0	16.7	60.9	78.0	100.0
Dangerous or negligent acts endangering persons	5.1	8.7	86.2	94.9	100.0
Abduction and related offences	7.3	18.3	74.3	92.7	100.0
Robbery, extortion and related offences	4.4	6.9	88.3	95.6	100.0
Unlawful entry with intent	2.7	4.3	91.3	97.3	100.0
Theft and related offences	3.1	7.5	89.4	96.9	100.0
Deception and related offences	5.5	9.2	85.3	94.5	100.0
Illicit drug offences	2.3	10.3	87.0	97.7	100.0
Weapons and explosives offences	2.2	2.2	95.5	97.8	100.0
Property damage and environmental pollution	5.4	5.0	89.6	94.6	100.0
Public order offences	5.9	11.1	83.0	94.1	100.0
Road traffic and motor vehicle regulatory offences	—	37.5	62.5	100.0	100.0
Offences against justice procedures, gov't security and operations	4.1	9.0	84.7	95.9	100.0
Miscellaneous offences	4.5	11.4	84.1	95.5	100.0
<b>Total (b)</b>	<b>8.2</b>	<b>10.5</b>	<b>80.9</b>	<b>91.8</b>	<b>100.0</b>

— nil or rounded to zero (including null cells)

(a) Includes defendants with charges proven n.f.d.

(b) Includes defendants for whom offence data are missing or a principal offence could not be determined.

## 2.6 DEFENDANTS ADJUDICATED, Sex and principal offence by adjudication type

*continued*

	PROVEN GUILTY			Total (a)	Total adjudicated
	Acquitted	Guilty finding	Guilty plea		
FEMALES (no.)					
Homicide and related offences	12	10	29	39	51
Acts intended to cause injury	23	32	326	358	381
Sexual assault and related offences	5	5	21	26	31
Dangerous or negligent acts endangering persons	—	—	46	46	46
Abduction and related offences	—	—	9	9	9
Robbery, extortion and related offences	7	11	123	134	141
Unlawful entry with intent	6	3	120	127	133
Theft and related offences	3	5	73	81	84
Deception and related offences	6	14	253	270	276
Illicit drug offences	11	23	311	334	345
Weapons and explosives offences	—	—	3	3	3
Property damage and environmental pollution	8	7	29	36	44
Public order offences	—	—	20	20	20
Road traffic and motor vehicle regulatory offences	—	—	—	—	—
Offences against justice procedures, gov't security and operations	3	4	58	65	68
Miscellaneous offences	—	—	20	20	20
<b>Total (b)</b>	<b>84</b>	<b>117</b>	<b>1 472</b>	<b>1 602</b>	<b>1 686</b>
FEMALES (%)					
Homicide and related offences	23.5	19.6	56.9	76.5	100.0
Acts intended to cause injury	6.0	8.4	85.6	94.0	100.0
Sexual assault and related offences	16.1	16.1	67.7	83.9	100.0
Dangerous or negligent acts endangering persons	—	—	100.0	100.0	100.0
Abduction and related offences	—	—	100.0	100.0	100.0
Robbery, extortion and related offences	5.0	7.8	87.2	95.0	100.0
Unlawful entry with intent	4.5	2.3	90.2	95.5	100.0
Theft and related offences	3.6	6.0	86.9	96.4	100.0
Deception and related offences	2.2	5.1	91.7	97.8	100.0
Illicit drug offences	3.2	6.7	90.1	96.8	100.0
Weapons and explosives offences	—	—	100.0	100.0	100.0
Property damage and environmental pollution	18.2	15.9	65.9	81.8	100.0
Public order offences	—	—	100.0	100.0	100.0
Road traffic and motor vehicle regulatory offences	—	—	—	—	—
Offences against justice procedures, gov't security and operations	4.4	5.9	85.3	95.6	100.0
Miscellaneous offences	—	—	100.0	100.0	100.0
<b>Total (b)</b>	<b>5.0</b>	<b>6.9</b>	<b>87.3</b>	<b>95.0</b>	<b>100.0</b>

— nil or rounded to zero (including null cells)

(a) Includes defendants with charges proven n.f.d.

(b) Includes defendants for whom offence data are missing or a principal offence could not be determined.

## 2.6 DEFENDANTS ADJUDICATED, Sex and principal offence by adjudication type

*continued*

	PROVEN GUILTY			Total (a)	Total adjudicated
	Acquitted	Guilty finding	Guilty plea		
TOTAL (no.) (b)					
Homicide and related offences	79	144	201	345	424
Acts intended to cause injury	247	276	2 524	2 809	3 056
Sexual assault and related offences	424	323	1 181	1 511	1 935
Dangerous or negligent acts endangering persons	18	31	356	387	405
Abduction and related offences	8	20	90	110	118
Robbery, extortion and related offences	70	106	1 347	1 459	1 529
Unlawful entry with intent	36	51	1 131	1 204	1 240
Theft and related offences	13	32	359	394	407
Deception and related offences	37	66	740	809	846
Illicit drug offences	59	238	2 104	2 350	2 409
Weapons and explosives offences	4	4	173	177	181
Property damage and environmental pollution	23	21	282	303	326
Public order offences	17	32	260	292	309
Road traffic and motor vehicle regulatory offences	—	3	5	8	8
Offences against justice procedures, gov't security and operations	15	24	246	278	293
Miscellaneous offences	14	31	232	263	277
<b>Total (c)</b>	<b>1 090</b>	<b>1 415</b>	<b>11 343</b>	<b>12 824</b>	<b>13 914</b>
TOTAL (%) (b)					
Homicide and related offences	18.6	34.0	47.4	81.4	100.0
Acts intended to cause injury	8.1	9.0	82.6	91.9	100.0
Sexual assault and related offences	21.9	16.7	61.0	78.1	100.0
Dangerous or negligent acts endangering persons	4.4	7.7	87.9	95.6	100.0
Abduction and related offences	6.8	16.9	76.3	93.2	100.0
Robbery, extortion and related offences	4.6	6.9	88.1	95.4	100.0
Unlawful entry with intent	2.9	4.1	91.2	97.1	100.0
Theft and related offences	3.2	7.9	88.2	96.8	100.0
Deception and related offences	4.4	7.8	87.5	95.6	100.0
Illicit drug offences	2.4	9.9	87.3	97.6	100.0
Weapons and explosives offences	2.2	2.2	95.6	97.8	100.0
Property damage and environmental pollution	7.1	6.4	86.5	92.9	100.0
Public order offences	5.5	10.4	84.1	94.5	100.0
Road traffic and motor vehicle regulatory offences	—	37.5	62.5	100.0	100.0
Offences against justice procedures, gov't security and operations	5.1	8.2	84.0	94.9	100.0
Miscellaneous offences	5.1	11.2	83.8	94.9	100.0
<b>Total (c)</b>	<b>7.8</b>	<b>10.2</b>	<b>81.5</b>	<b>92.2</b>	<b>100.0</b>

— nil or rounded to zero (including null cells)

(a) Includes defendants with charges proven n.f.d.

(b) Includes defendants with unknown sex and organisations.

(c) Includes defendants for whom offence data are missing or a principal offence could not be determined.

## 2.7 DEFENDANTS PROVEN GUILTY, Principal offence by principal sentence .....

### CUSTODIAL ORDERS .....

	<i>Custody in a correctional institution</i>	<i>Custody in the community</i>	<i>Fully suspended sentence</i>	<i>Total</i>
.....				
NUMBER				
Homicide and related offences	306	6	26	338
Acts intended to cause injury	1 581	155	516	2 252
Sexual assault and related offences	1 008	65	257	1 330
Dangerous or negligent acts endangering persons	193	12	89	294
Abduction and related offences	68	3	26	97
Robbery, extortion and related offences	1 069	44	207	1 320
Unlawful entry with intent	730	44	215	989
Theft and related offences	176	16	92	284
Deception and related offences	436	23	213	672
Illicit drug offences	1 338	95	561	1 994
Weapons and explosives offences	94	6	40	140
Property damage and environmental pollution	124	20	58	202
Public order offences	94	9	75	178
Road traffic and motor vehicle regulatory offences	4	3	—	7
Offences against justice procedures, gov't security and operations	108	—	75	183
Miscellaneous offences	101	9	48	158
<b>Total (a)</b>	<b>7 448</b>	<b>515</b>	<b>2 505</b>	<b>10 468</b>

.....				
PROPORTION (%)				
Homicide and related offences	88.7	1.7	7.5	98.0
Acts intended to cause injury	56.3	5.5	18.4	80.1
Sexual assault and related offences	66.7	4.3	17.0	88.0
Dangerous or negligent acts endangering persons	49.6	3.1	22.9	75.6
Abduction and related offences	60.2	2.7	23.0	85.8
Robbery, extortion and related offences	73.3	3.0	14.2	90.5
Unlawful entry with intent	60.6	3.7	17.9	82.1
Theft and related offences	45.0	4.1	23.5	72.6
Deception and related offences	53.9	2.8	26.3	83.1
Illicit drug offences	56.9	4.0	23.9	84.8
Weapons and explosives offences	52.8	3.4	22.5	78.7
Property damage and environmental pollution	41.3	6.7	19.3	67.3
Public order offences	31.4	3.0	25.1	59.5
Road traffic and motor vehicle regulatory offences	40.0	30.0	—	70.0
Offences against justice procedures, gov't security and operations	38.7	—	26.9	65.6
Miscellaneous offences	37.7	3.4	17.9	59.0
<b>Total (a)</b>	<b>58.0</b>	<b>4.0</b>	<b>19.5</b>	<b>81.5</b>

— nil or rounded to zero (including null cells)

(a) Includes defendants for whom offence data are missing or a principal offence could not be determined.

## 2.7 DEFENDANTS PROVEN GUILTY, Principal offence by principal sentence *continued*

### NON-CUSTODIAL ORDERS

	<i>Community supervision or work orders</i>	<i>Monetary orders</i>	<i>Other non-custodial orders</i>	<i>Total</i>	<i>Total(a)</i>
NUMBER					
Homicide and related offences	3	—	4	7	345
Acts intended to cause injury	336	123	96	555	2 810
Sexual assault and related offences	118	20	41	179	1 512
Dangerous or negligent acts endangering persons	58	23	14	95	389
Abduction and related offences	7	—	9	16	113
Robbery, extortion and related offences	117	4	17	138	1 458
Unlawful entry with intent	171	22	22	215	1 204
Theft and related offences	61	16	30	107	391
Deception and related offences	83	36	18	137	809
Illicit drug offences	177	120	57	354	2 352
Weapons and explosives offences	11	16	8	35	178
Property damage and environmental pollution	62	27	9	98	300
Public order offences	64	22	32	118	299
Road traffic and motor vehicle regulatory offences	3	—	—	3	10
Offences against justice procedures, gov't security and operations	45	28	23	96	279
Miscellaneous offences	42	55	10	107	268
<b>Total(b)</b>	<b>1 376</b>	<b>529</b>	<b>397</b>	<b>2 302</b>	<b>12 841</b>
PROPORTION (%)					
Homicide and related offences	0.9	—	1.2	2.0	100.0
Acts intended to cause injury	12.0	4.4	3.4	19.8	100.0
Sexual assault and related offences	7.8	1.3	2.7	11.8	100.0
Dangerous or negligent acts endangering persons	14.9	5.9	3.6	24.4	100.0
Abduction and related offences	6.2	—	8.0	14.2	100.0
Robbery, extortion and related offences	8.0	0.3	1.2	9.5	100.0
Unlawful entry with intent	14.2	1.8	1.8	17.9	100.0
Theft and related offences	15.6	4.1	7.7	27.4	100.0
Deception and related offences	10.3	4.4	2.2	16.9	100.0
Illicit drug offences	7.5	5.1	2.4	15.1	100.0
Weapons and explosives offences	6.2	9.0	4.5	19.7	100.0
Property damage and environmental pollution	20.7	9.0	3.0	32.7	100.0
Public order offences	21.4	7.4	10.7	39.5	100.0
Road traffic and motor vehicle regulatory offences	30.0	—	—	30.0	100.0
Offences against justice procedures, gov't security and operations	16.1	10.0	8.2	34.4	100.0
Miscellaneous offences	15.7	20.5	3.7	39.9	100.0
<b>Total(b)</b>	<b>10.7</b>	<b>4.1</b>	<b>3.1</b>	<b>17.9</b>	<b>100.0</b>

— nil or rounded to zero (including null cells)

(a) Includes defendants for whom a principal sentence is unknown.

(b) Includes defendants for whom offence data are missing or a principal offence could not be determined.

## 2.8 DEFENDANTS PROVEN GUILTY, Sex and principal sentence by age .....

	<i>Under 20 years</i>	<i>20–24 years</i>	<i>25–29 years</i>	<i>30–34 years</i>	<i>35–44 years</i>	<i>45 years &amp; over</i>	<i>Total(a)</i>
NUMBER							
<b>Males</b>							
Custodial orders							
Custody in a correctional institution	444	1 431	1 181	1 050	1 508	1 074	6 712
Custody in the community	58	134	80	56	68	36	432
Fully suspended sentence	144	509	346	278	441	384	2 105
<i>Total(b)</i>	646	2 077	1 607	1 384	2 020	1 494	9 255
Non-custodial orders							
Community supervision/work orders	249	344	163	94	162	62	1 077
Monetary orders	23	80	72	64	131	83	453
Other non-custodial orders	59	73	38	46	48	57	321
<i>Total</i>	331	497	273	204	341	202	1 851
<b>Total(c)</b>	<b>980</b>	<b>2 582</b>	<b>1 892</b>	<b>1 596</b>	<b>2 374</b>	<b>1 708</b>	<b>11 165</b>
<b>Females</b>							
Custodial orders							
Custody in a correctional institution	23	111	127	133	207	107	711
Custody in the community	8	16	13	15	23	7	82
Fully suspended sentence	10	69	54	58	103	86	380
<i>Total</i>	41	196	194	206	333	200	1 173
Non-custodial orders							
Community supervision/work orders	40	81	48	34	65	17	285
Monetary orders	3	7	8	9	19	18	64
Other non-custodial orders	4	17	14	12	16	12	75
<i>Total</i>	47	105	70	55	100	47	424
<b>Total(c)</b>	<b>88</b>	<b>301</b>	<b>267</b>	<b>264</b>	<b>433</b>	<b>250</b>	<b>1 606</b>
<b>Defendants(d)</b>							
Custodial orders							
Custody in a correctional institution	471	1 548	1 311	1 189	1 718	1 184	7 448
Custody in the community	66	150	93	71	91	43	514
Fully suspended sentence	157	582	404	339	548	473	2 506
<i>Total(b)</i>	694	2 283	1 808	1 599	2 360	1 700	10 474
Non-custodial orders							
Community supervision/work orders	289	429	214	128	230	79	1 372
Monetary orders	26	87	80	76	150	101	527
Other non-custodial orders	63	90	52	58	64	69	396
<i>Total</i>	378	606	346	262	444	249	2 295
<b>Total(c)</b>	<b>1 075</b>	<b>2 897</b>	<b>2 169</b>	<b>1 872</b>	<b>2 817</b>	<b>1 964</b>	<b>12 837</b>

(a) Includes defendants with unknown age and organisations.

(b) Includes custodial orders n.f.d.

(c) Includes defendants for whom a principal sentence is unknown.

(d) Includes defendants with unknown sex and organisations.



## 2.8 DEFENDANTS PROVEN GUILTY, Sex and principal sentence by age *continued* . . . . .

	<i>Under 20 years</i>	<i>20–24 years</i>	<i>25–29 years</i>	<i>30–34 years</i>	<i>35–44 years</i>	<i>45 years &amp; over</i>	<i>Total(a)</i>
PROPORTION (%)							
<b>Males</b>							
Custodial orders							
Custody in a correctional institution	45.3	55.4	62.4	65.8	63.5	62.9	60.1
Custody in the community	5.9	5.2	4.2	3.5	2.9	2.1	3.9
Fully suspended sentence	14.7	19.7	18.3	17.4	18.6	22.5	18.9
<i>Total(b)</i>	65.9	80.4	84.9	86.7	85.1	87.5	82.9
Non-custodial orders							
Community supervision/work orders	25.4	13.3	8.6	5.9	6.8	3.6	9.6
Monetary orders	2.3	3.1	3.8	4.0	5.5	4.9	4.1
Other non-custodial orders	6.0	2.8	2.0	2.9	2.0	3.3	2.9
<i>Total</i>	33.8	19.2	14.4	12.8	14.4	11.8	16.6
<b>Total(c)</b>	<b>100.0</b>	<b>100.0</b>	<b>100.0</b>	<b>100.0</b>	<b>100.0</b>	<b>100.0</b>	<b>100.0</b>
<b>Females</b>							
Custodial orders							
Custody in a correctional institution	26.1	36.9	47.6	50.4	47.8	42.8	44.3
Custody in the community	9.1	5.3	4.9	5.7	5.3	2.8	5.1
Fully suspended sentence	11.4	22.9	20.2	22.0	23.8	34.4	23.7
<i>Total</i>	46.6	65.1	72.7	78.0	76.9	80.0	73.0
Non-custodial orders							
Community supervision/work orders	45.5	26.9	18.0	12.9	15.0	6.8	17.7
Monetary orders	3.4	2.3	3.0	3.4	4.4	7.2	4.0
Other non-custodial orders	4.5	5.6	5.2	4.5	3.7	4.8	4.7
<i>Total</i>	53.4	34.9	26.2	20.8	23.1	18.8	26.4
<b>Total(c)</b>	<b>100.0</b>	<b>100.0</b>	<b>100.0</b>	<b>100.0</b>	<b>100.0</b>	<b>100.0</b>	<b>100.0</b>
<b>Defendants(d)</b>							
Custodial orders							
Custody in a correctional institution	43.8	53.4	60.4	63.5	61.0	60.3	58.0
Custody in the community	6.1	5.2	4.3	3.8	3.2	2.2	4.0
Fully suspended sentence	14.6	20.1	18.6	18.1	19.5	24.1	19.5
<i>Total(b)</i>	64.6	78.8	83.4	85.4	83.8	86.6	81.6
Non-custodial orders							
Community supervision/work orders	26.9	14.8	9.9	6.8	8.2	4.0	10.7
Monetary orders	2.4	3.0	3.7	4.1	5.3	5.1	4.1
Other non-custodial orders	5.9	3.1	2.4	3.1	2.3	3.5	3.1
<i>Total</i>	35.2	20.9	16.0	14.0	15.8	12.7	17.9
<b>Total(c)</b>	<b>100.0</b>	<b>100.0</b>	<b>100.0</b>	<b>100.0</b>	<b>100.0</b>	<b>100.0</b>	<b>100.0</b>

(a) Includes defendants with unknown age and organisations.

(b) Includes custodial orders n.f.d.

(c) Includes defendants for whom a principal sentence is unknown.

(d) Includes defendants with unknown sex and organisations.

## 2.9 DURATION FROM INITIATION TO FINALISATION, Selected principal offence .....

	<i>Under 13 weeks</i>	<i>13 &amp; under 26 weeks</i>	<i>26 &amp; under 39 weeks</i>	<i>39 &amp; under 52 weeks</i>	<i>52 weeks &amp; over</i>	<i>Total</i>
..... NUMBER						
<b>Acquitted</b>						
Homicide and related offences	—	9	21	13	36	79
Acts intended to cause injury	11	30	42	60	106	249
Sexual assault and related offences	8	61	68	92	195	424
Robbery, extortion and related offences	7	15	18	11	18	69
Unlawful entry with intent	3	3	8	12	14	40
Theft and related offences	—	—	3	3	6	12
Deception and related offences	—	3	4	6	25	38
Illicit drug offences	—	7	10	9	33	59
Other(a)	5	9	14	23	49	100
<i>Total(b)</i>	<b>34</b>	<b>137</b>	<b>196</b>	<b>233</b>	<b>496</b>	<b>1 096</b>
<b>Guilty finding by court</b>						
Homicide and related offences	—	—	10	17	112	139
Acts intended to cause injury	10	26	49	44	147	276
Sexual assault and related offences	3	23	48	52	197	323
Robbery, extortion and related offences	—	14	13	18	62	107
Unlawful entry with intent	—	5	10	18	17	50
Theft and related offences	—	—	9	3	15	27
Deception and related offences	—	7	3	12	45	67
Illicit drug offences	3	13	36	43	144	239
Other(a)	—	22	31	27	89	169
<i>Total(b)</i>	<b>16</b>	<b>110</b>	<b>209</b>	<b>237</b>	<b>835</b>	<b>1 407</b>
<b>Guilty plea by defendant</b>						
Homicide and related offences	30	38	31	48	55	202
Acts intended to cause injury	498	656	534	314	522	2 524
Sexual assault and related offences	248	291	241	165	236	1 181
Robbery, extortion and related offences	393	432	253	118	151	1 347
Unlawful entry with intent	337	355	184	102	154	1 132
Theft and related offences	76	90	81	31	81	359
Deception and related offences	180	178	141	73	168	740
Illicit drug offences	407	536	441	241	479	2 104
Other(a)	474	481	303	165	221	1 644
<i>Total(b)</i>	<b>2 669</b>	<b>3 076</b>	<b>2 227</b>	<b>1 273</b>	<b>2 100</b>	<b>11 345</b>
<b>Defendants adjudicated(c)</b>	<b>2 728</b>	<b>3 362</b>	<b>2 638</b>	<b>1 746</b>	<b>3 437</b>	<b>13 911</b>
Transfers to other court levels	19	18	7	6	5	55
Withdrawn by prosecution	347	383	416	307	699	2 152
Other(d)	—	8	14	6	26	54
<b>Defendants finalised</b>	<b>3 094</b>	<b>3 771</b>	<b>3 075</b>	<b>2 065</b>	<b>4 167</b>	<b>16 172</b>

— nil or rounded to zero (including null cells)

(a) Includes Divisions 04, 05, 11, 12, 13, 14, 15 & 16 of the ASOC (refer to Appendix 2).

(b) Includes defendants for whom offence data are missing or a principal offence could not be determined.

(c) Includes charges proven n.f.d.

(d) Includes defendants unfit to plead, defendants deceased and other non-adjudicated finalisations n.e.c.

## 2.9 DURATION FROM INITIATION TO FINALISATION, Selected principal offence

*continued*

	<i>Under 13 weeks</i>	<i>13 &amp; under 26 weeks</i>	<i>26 &amp; under 39 weeks</i>	<i>39 &amp; under 52 weeks</i>	<i>52 weeks &amp; over</i>	<i>Total</i>
PROPORTION (%)						
<b>Acquitted</b>						
Homicide and related offences	—	11.4	26.6	16.5	45.6	100.0
Acts intended to cause injury	4.4	12.0	16.9	24.1	42.6	100.0
Sexual assault and related offences	1.9	14.4	16.0	21.7	46.0	100.0
Robbery, extortion and related offences	10.1	21.7	26.1	15.9	26.1	100.0
Unlawful entry with intent	7.5	7.5	20.0	30.0	35.0	100.0
Theft and related offences	—	—	25.0	25.0	50.0	100.0
Deception and related offences	—	7.9	10.5	15.8	65.8	100.0
Illicit drug offences	—	11.9	16.9	15.3	55.9	100.0
Other(a)	5.0	9.0	14.0	23.0	49.0	100.0
<i>Total(b)</i>	<i>3.1</i>	<i>12.5</i>	<i>17.9</i>	<i>21.3</i>	<i>45.3</i>	<i>100.0</i>
<b>Guilty finding by court</b>						
Homicide and related offences	—	—	7.2	12.2	80.6	100.0
Acts intended to cause injury	3.6	9.4	17.8	15.9	53.3	100.0
Sexual assault and related offences	0.9	7.1	14.9	16.1	61.0	100.0
Robbery, extortion and related offences	—	13.1	12.1	16.8	57.9	100.0
Unlawful entry with intent	—	10.0	20.0	36.0	34.0	100.0
Theft and related offences	—	—	33.3	11.1	55.6	100.0
Deception and related offences	—	10.4	4.5	17.9	67.2	100.0
Illicit drug offences	1.3	5.4	15.1	18.0	60.3	100.0
Other(a)	—	13.0	18.3	16.0	52.7	100.0
<i>Total(b)</i>	<i>1.1</i>	<i>7.8</i>	<i>14.9</i>	<i>16.8</i>	<i>59.3</i>	<i>100.0</i>
<b>Guilty plea by defendant</b>						
Homicide and related offences	14.9	18.8	15.3	23.8	27.2	100.0
Acts intended to cause injury	19.7	26.0	21.2	12.4	20.7	100.0
Sexual assault and related offences	21.0	24.6	20.4	14.0	20.0	100.0
Robbery, extortion and related offences	29.2	32.1	18.8	8.8	11.2	100.0
Unlawful entry with intent	29.8	31.4	16.3	9.0	13.6	100.0
Theft and related offences	21.2	25.1	22.6	8.6	22.6	100.0
Deception and related offences	24.3	24.1	19.1	9.9	22.7	100.0
Illicit drug offences	19.3	25.5	21.0	11.5	22.8	100.0
Other(a)	28.8	29.3	18.4	10.0	13.4	100.0
<i>Total(b)</i>	<i>23.5</i>	<i>27.1</i>	<i>19.6</i>	<i>11.2</i>	<i>18.5</i>	<i>100.0</i>
<b>Defendants adjudicated(c)</b>	<b>19.6</b>	<b>24.2</b>	<b>19.0</b>	<b>12.6</b>	<b>24.7</b>	<b>100.0</b>
Transfers to other court levels	34.5	32.7	12.7	10.9	9.1	100.0
Withdrawn by prosecution	16.1	17.8	19.3	14.3	32.5	100.0
Other(d)	—	14.8	25.9	11.1	48.1	100.0
<b>Defendants finalised</b>	<b>19.1</b>	<b>23.3</b>	<b>19.0</b>	<b>12.8</b>	<b>25.8</b>	<b>100.0</b>

— nil or rounded to zero (including null cells)

(a) Includes Divisions 04, 05, 11, 12, 13, 14, 15 & 16 of the ASOC (refer to Appendix 2).

(b) Includes defendants for whom offence data are missing or a principal offence could not be determined.

(c) Includes charges proven n.f.d.

(d) Includes defendants unfit to plead, defendants deceased and other non-adjudicated finalisations n.e.c.

## 2.10 DEFENDANTS ADJUDICATED, Principal offence by states and territories .....

	NSW	Vic.	Qld	SA	WA	Tas.	NT	ACT	Aust.
NUMBER									
Homicide and related offences	155	84	61	62	39	8	13	—	422
Acts intended to cause injury	438	519	1 385	141	328	125	91	32	3 059
Sexual assault and related offences	341	327	654	147	330	71	55	9	1 934
Dangerous or negligent acts endangering persons	39	35	220	19	75	—	18	—	406
Abduction and related offences	38	24	12	13	33	—	3	—	123
Robbery, extortion and related offences	525	268	326	101	241	34	21	13	1 529
Unlawful entry with intent	296	77	424	84	327	19	7	8	1 242
Theft and related offences	68	89	144	15	56	9	6	17	404
Deception and related offences	113	216	385	15	81	24	6	6	846
Illicit drug offences	701	234	752	235	371	66	39	13	2 411
Weapons and explosives offences	39	59	37	38	4	—	—	—	177
Property damage and environmental pollution	22	38	146	13	60	30	13	3	325
Public order offences	36	95	104	7	52	17	—	4	315
Road traffic and motor vehicle regulatory offences	3	3	4	—	—	3	—	—	13
Offences against justice procedures, gov't security and operations	59	54	47	16	79	32	5	—	292
Miscellaneous offences	26	52	52	22	68	8	48	3	279
<b>Total(a)</b>	<b>2 899</b>	<b>2 251</b>	<b>4 826</b>	<b>928</b>	<b>2 144</b>	<b>446</b>	<b>325</b>	<b>108</b>	<b>13 927</b>
PROPORTION (%)									
Homicide and related offences	5.3	3.7	1.3	6.7	1.8	1.8	4.0	—	3.0
Acts intended to cause injury	15.1	23.1	28.7	15.2	15.3	28.0	28.0	29.6	22.0
Sexual assault and related offences	11.8	14.5	13.6	15.8	15.4	15.9	16.9	8.3	13.9
Dangerous or negligent acts endangering persons	1.3	1.6	4.6	2.0	3.5	—	5.5	—	2.9
Abduction and related offences	1.3	1.1	0.2	1.4	1.5	—	0.9	—	0.9
Robbery, extortion and related offences	18.1	11.9	6.8	10.9	11.2	7.6	6.5	12.0	11.0
Unlawful entry with intent	10.2	3.4	8.8	9.1	15.3	4.3	2.2	7.4	8.9
Theft and related offences	2.3	4.0	3.0	1.6	2.6	2.0	1.8	15.7	2.9
Deception and related offences	3.9	9.6	8.0	1.6	3.8	5.4	1.8	5.6	6.1
Illicit drug offences	24.2	10.4	15.6	25.3	17.3	14.8	12.0	12.0	17.3
Weapons and explosives offences	1.3	2.6	0.8	4.1	0.2	—	—	—	1.3
Property damage and environmental pollution	0.8	1.7	3.0	1.4	2.8	6.7	4.0	2.8	2.3
Public order offences	1.2	4.2	2.2	0.8	2.4	3.8	—	3.7	2.3
Road traffic and motor vehicle regulatory offences	0.1	0.1	0.1	—	—	0.7	—	—	0.1
Offences against justice procedures, gov't security and operations	2.0	2.4	1.0	1.7	3.7	7.2	1.5	—	2.1
Miscellaneous offences	0.9	2.3	1.1	2.4	3.2	1.8	14.8	2.8	2.0
<b>Total(a)</b>	<b>100.0</b>	<b>100.0</b>	<b>100.0</b>	<b>100.0</b>	<b>100.0</b>	<b>100.0</b>	<b>100.0</b>	<b>100.0</b>	<b>100.0</b>

— nil or rounded to zero (including null cells)

(a) Includes defendants for whom offence data are missing or a principal offence could not be determined.

**2.11**DEFENDANTS FINALISED, Selected characteristics by states and territories  
2001–02 to 2006–07

	<i>Defendants finalised</i>	<i>Males</i>	<i>Females</i>	<i>Aged 20–24 years</i>	<i>Acquitted</i>
	no.	%	%	%	%
NSW					
2001–02(a)	3 654	89.8	10.1	24.0	10.4
2002–03	3 204	90.2	9.8	22.8	8.0
2003–04	3 456	90.8	9.2	24.4	7.2
2004–05	3 356	91.2	8.8	22.2	8.5
2005–06	3 371	90.4	9.6	22.2	7.7
2006–07	3 141	90.3	9.7	21.8	6.2
VIC.					
2001–02(a)	1 993	86.9	12.9	22.2	7.1
2002–03	2 078	87.3	12.2	20.1	7.4
2003–04	2 548	87.5	11.8	19.7	7.2
2004–05	2 425	87.0	12.1	17.8	9.1
2005–06	2 303	87.8	11.6	19.3	9.0
2006–07	2 346	88.8	10.7	20.4	7.5
QLD					
2001–02(a)	7 230	85.7	14.3	19.9	3.8
2002–03	6 630	85.1	14.8	22.6	3.7
2003–04	6 863	83.4	16.6	22.6	3.8
2004–05	6 546	85.4	14.6	21.1	4.7
2005–06	6 155	84.3	15.6	21.6	3.8
2006–07	5 841	85.5	14.4	21.0	3.7
SA					
2001–02(a)	1 131	85.8	13.5	19.8	5.4
2002–03	821	88.7	11.3	19.7	6.0
2003–04	869	88.4	11.6	18.8	7.4
2004–05	941	88.4	11.6	18.5	7.1
2005–06	989	86.9	13.1	19.8	9.0
2006–07	1 235	89.1	10.9	21.1	8.7
WA					
2001–02(a)	3 070	88.8	11.2	26.8	7.8
2002–03	2 885	88.9	11.1	26.1	7.3
2003–04	2 667	87.3	12.7	26.2	8.4
2004–05	2 695	89.2	10.8	22.3	11.3
2005–06	2 510	91.5	8.5	22.3	14.6
2006–07	2 582	84.7	12.2	22.8	12.8

r revised

(a) Includes defendants finalised by a bench warrant issued (see Explanatory Notes paragraph 29).

## 2.11 DEFENDANTS FINALISED, Selected characteristics by states and territories 2001–02 to 2006–07 *continued*

	<i>Defendants finalised</i>	<i>Males</i>	<i>Females</i>	<i>Aged 20–24 years</i>	<i>Acquitted</i>
	no.	%	%	%	%
TAS.					
2001–02(a)	486	88.1	11.9	30.0	6.0
2002–03	605	86.6	13.4	30.7	6.3
2003–04	537	88.8	11.2	25.1	7.6
2004–05	526	87.6	12.4	26.2	8.0
2005–06	536	85.8	14.2	22.8	9.0
2006–07	553	90.1	9.9	21.3	7.2
NT					
2001–02(a)	262	90.1	9.9	18.3	3.8
2002–03	256	90.6	9.4	18.0	9.0
2003–04	256	92.6	7.4	23.4	8.2
2004–05	331	94.0	6.0	20.5	7.9
2005–06	326	88.3	11.7	15.6	7.4
2006–07	346	91.3	8.7	16.5	4.6
ACT					
2001–02(a)	171	84.8	15.2	21.6	9.9
2002–03	164	89.6	10.4	26.2	9.1
2003–04	119	84.0	16.0	24.4	10.1
2004–05	144	84.0	16.0	22.2	15.3
2005–06	166	89.8	10.2	26.5	12.7
2006–07	147	87.1	12.9	20.4	8.2
AUST.					
2001–02(a)	17 997	87.3	12.6	22.4	6.4
2002–03	16 643	87.4	12.5	23.1	5.9
2003–04	17 315	86.7	13.2	23.0	6.1
2004–05	16 964	87.8	12.1	21.1	7.5
2005–06	r16 356	87.5	12.4	21.4	r7.6
2006–07	16 191	87.4	12.0	21.3	6.8

r revised

(a) Includes defendants finalised by a bench warrant issued (see Explanatory Notes paragraph 29).

**2.12****DEFENDANTS PROVEN GUILTY, Selected characteristics by states and territories 2001–02 to 2006–07**

Defendants proven guilty	SELECTED PRINCIPAL OFFENCE					SELECTED PRINCIPAL SENTENCE			
	Acts intended to cause injury	Sexual assault & related offences	Robbery, extortion & related offences	Illicit drug offences	Custody in a correctional institution	Fully suspended sentences	Community supervision/work orders	Monetary orders	
	no.	%	%	%	%	%	%	%	
NSW									
2001–02	2 787	14.2	8.5	25.4	19.8	73.8	12.0	5.1	0.7
2002–03	2 651	16.9	9.4	22.1	19.4	73.7	13.6	4.2	0.8
2003–04	2 890	14.9	7.9	20.0	22.0	75.4	13.7	3.5	0.9
2004–05	2 732	15.2	8.5	18.1	24.8	74.9	13.9	3.6	0.8
2005–06	2 831	15.6	10.4	16.8	24.5	72.6	17.0	2.9	0.8
2006–07	2 704	15.3	9.5	18.6	25.4	73.3	17.5	3.0	0.9
VIC.									
2001–02	1 754	18.6	10.9	24.6	10.8	56.3	19.4	9.9	2.2
2002–03	1 837	19.1	9.9	20.2	10.8	52.8	21.2	11.8	3.0
2003–04	2 242	20.7	9.6	17.5	13.6	51.1	23.1	9.6	3.1
2004–05	2 087	20.8	13.8	13.5	12.6	53.1	23.7	10.2	3.1
2005–06	2 005	20.4	10.8	12.2	16.7	53.5	24.2	8.8	4.0
2006–07	2 073	23.3	13.1	12.3	11.1	56.1	21.4	9.6	4.4
QLD									
2001–02	5 787	27.8	8.2	6.5	9.7	44.2	18.5	28.5	5.8
2002–03	5 272	27.6	8.7	6.1	9.4	42.9	18.8	23.4	6.2
2003–04	5 305	28.4	8.2	5.8	11.6	44.5	16.3	23.3	6.3
2004–05	5 091	29.0	9.8	6.6	14.6	51.9	11.7	20.9	5.7
2005–06	r4 807	r30.1	12.0	r6.7	14.1	r47.5	20.6	r17.0	r5.7
2006–07	4 609	28.7	12.0	7.0	16.2	54.3	15.7	16.4	5.1
SA (a)									
2001–02	741	15.5	8.8	12.4	36.0	47.9	40.9	1.2	4.2
2002–03	563	16.5	9.2	11.4	30.4	44.2	43.9	0.9	4.8
2003–04	611	14.1	10.5	11.6	30.6	48.9	38.0	0.7	4.6
2004–05	678	13.9	8.8	11.4	32.2	43.5	48.2	—	7.5
2005–06	671	15.5	10.7	11.6	28.2	45.6	43.5	0.4	3.1
2006–07	821	14.9	12.8	11.2	27.4	46.4	26.6	0.4	2.4
WA									
2001–02	2 345	10.2	7.7	9.9	12.5	50.5	11.9	30.4	6.3
2002–03	2 404	9.4	9.2	10.7	12.6	49.9	13.3	29.8	5.7
2003–04	2 232	9.3	8.0	8.1	11.2	49.4	13.9	11.4	5.6
2004–05	2 125	11.7	10.9	10.1	14.8	50.4	16.3	7.3	7.1
2005–06	1 850	14.0	11.8	11.4	17.7	51.1	17.7	5.2	6.2
2006–07	1 814	13.6	11.3	12.2	19.2	51.9	24.8	16.6	5.5

— nil or rounded to zero (including null cells)  
r revised

(a) Prior to 2006–07, fully suspended sentences were overcounted (see Explanatory Note 68).

## 2.12 DEFENDANTS PROVEN GUILTY, Selected characteristics by states and territories 2001–02 to 2006–07 *continued*

Defendants proven guilty	SELECTED PRINCIPAL OFFENCE					SELECTED PRINCIPAL SENTENCE			
	Acts intended to cause injury	Sexual assault & related offences	Robbery, extortion & related offences	Illicit drug offences	Custody in a correctional institution	Fully suspended sentences	Community supervision/work orders	Monetary orders	
	no.	%	%	%	%	%	%	%	
TAS.									
2001–02	324	26.5	5.9	15.7	5.9	62.3	14.2	12.7	4.0
2002–03	447	25.3	11.0	8.9	7.2	59.5	15.4	14.1	8.3
2003–04	386	21.5	12.4	9.3	6.7	54.4	26.2	12.7	4.7
2004–05	384	20.8	13.8	12.2	8.1	48.4	35.7	8.1	5.2
2005–06	390	31.8	11.0	10.0	12.8	52.8	29.5	7.9	4.4
2006–07	408	27.0	15.2	7.1	16.2	59.3	27.9	7.6	3.9
NT									
2001–02	231	17.3	8.7	7.4	17.3	78.8	19.0	—	—
2002–03	203	22.2	12.3	11.3	21.7	73.4	18.7	—	—
2003–04	213	31.0	15.5	6.1	16.9	82.6	10.8	1.4	1.4
2004–05	269	25.3	14.1	4.8	12.6	71.4	12.6	1.1	10.4
2005–06	271	33.9	13.7	1.8	16.6	70.1	18.8	—	8.5
2006–07	308	27.6	15.6	6.8	12.7	66.2	15.6	1.0	13.6
ACT									
2001–02	104	19.2	6.7	12.5	16.3	50.0	30.8	4.8	9.6
2002–03	97	20.6	9.3	20.6	7.2	38.1	28.9	—	23.7
2003–04	71	22.5	16.9	12.7	8.5	60.6	22.5	—	8.5
2004–05	100	19.0	10.0	8.0	16.0	44.0	21.0	—	23.0
2005–06	118	19.5	8.5	15.3	16.1	32.2	38.1	2.5	19.5
2006–07	98	27.6	8.2	12.2	12.2	32.7	35.7	3.1	—
AUST.									
2001–02	14 073	20.1	8.5	13.6	13.8	53.8	17.4	19.4	4.2
2002–03	13 474	20.4	9.3	12.5	13.1	52.6	18.1	17.4	4.6
2003–04	13 950	20.5	8.7	11.4	14.8	53.9	17.7	13.4	4.4
2004–05	13 466	21.1	10.5	10.9	17.0	56.3	17.3	11.6	4.8
2005–06	r12 943	r22.4	r11.3	r10.8	18.0	r54.8	21.5	9.3	4.5
2006–07	12 835	21.9	11.8	11.4	18.3	58.0	19.5	10.7	4.1

— nil or rounded to zero (including null cells)

r revised



## INTRODUCTION

This chapter presents results for defendants finalised in the criminal jurisdiction of the Magistrates' Courts in 2006-07.

Magistrates' Courts (known as a Local Court in New South Wales) are in operation in all states and territories of Australia. The court tries and sentences criminal matters relating to summary offences (such as traffic offences and disorderly behaviour) and hears indictable offences summarily.

Magistrates' Courts data presented here excludes cases such as bail reviews and applications to amend sentences or penalties which do not require the adjudication of charges. Also excluded are breach of bail or parole cases, appeal cases, tribunal matters and defendants for whom a bench warrant is issued but not executed.

*Snapshot*

- The number of defendants finalised in the Magistrates' Courts increased by 2% from 569,163 in 2005-06 to 580,998 in 2006-07. From 2003-04 defendants finalised increased by 10% (from 527,374).
- The proportion of male to female defendants has remained relatively stable since 2003-04 with males accounting for approximately 77% of the total.
- In 2006-07, defendants finalised by a plea of guilty or a court determination of their guilt or innocence accounted for 91% (526,148) of the total finalised. Withdrawal of charges by the prosecution accounted for a further 7%.
- The majority (95% or 501,995) of defendants whose cases were adjudicated in the Magistrates' Courts in 2006-07 were proven guilty.
- Approximately 9 in 10 convicted defendants were sentenced to non-custodial orders.

## PRINCIPAL OFFENCE

The following information only relates to defendants who were adjudicated, i.e. finalised via a plea of guilty or a decision by the Magistrate as to their guilt or innocence of the final charges laid. The offence categories referred to relate to the principal offence i.e. the most serious offence type with which the defendant was charged. For more information about principal offence see Explanatory Notes paragraphs 38-41.

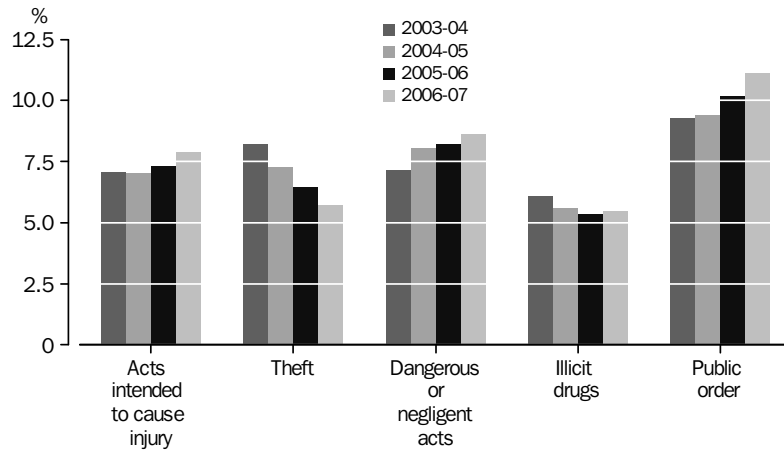
Road traffic offences accounted for the highest proportion (43%) of defendants heard in the Magistrates' Courts in 2006-07. This was similar to the proportion of defendants with this offence in the previous year. See the section in this chapter titled 'Road traffic and motor vehicle regulatory offences' for more detail on defendants charged with this offence.

Following road traffic offences, the largest proportion of defendants were charged with: public order offences (11%); dangerous or negligent acts endangering persons (9%); acts intended to cause injury (8%); offences against justice procedures (6%); and theft (6%).

PRINCIPAL OFFENCE  
*continued*

The proportion of defendants charged with public order offences increased from 9% (43,322) in 2003-04 to 11% (58,498) in 2006-07. Over the same period, the proportion of defendants charged with theft decreased from 8% (38,366) to 6% (30,260).

DEFENDANTS ADJUDICATED, Selected principal offence, 2003-04 to 2006-07



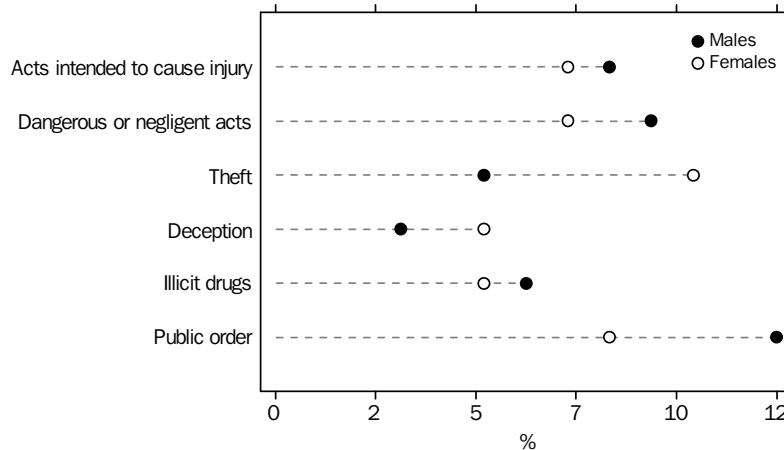
Sex

In 2006-07, defendants were over three times more likely to be male (77%) than female (21%).

The three offences for which males were most commonly charged, apart from road traffic offences, were: public order offences (12%); dangerous or negligent acts endangering persons (9%); and acts intended to cause injury (8%).

The three offences for which females were most commonly charged, apart from road traffic offences, were: theft (10%); public order offences (8%); and dangerous or negligent acts endangering persons (7%). This was a similar pattern of offences to 2005-06.

DEFENDANTS ADJUDICATED, Selected principal offence by sex



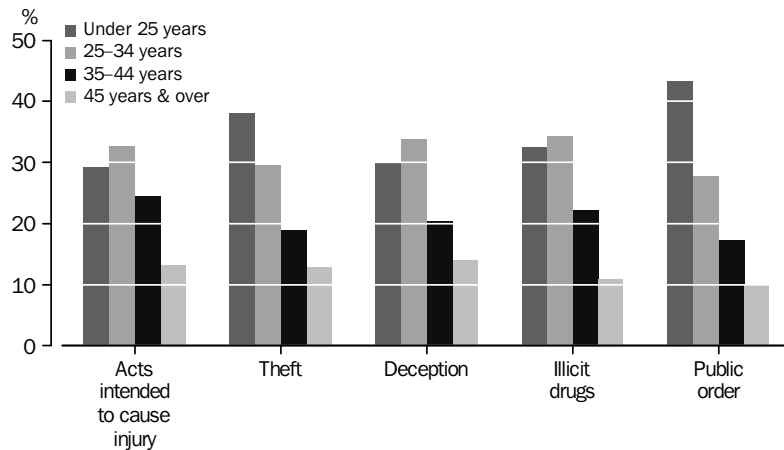
Age

A third (33%) of defendants heard in the Magistrates' Courts were aged under 25 years, followed by those aged 25 to 34 years (29%), 35 to 44 years (19%), and 45 years and over (14%).

*Age continued*

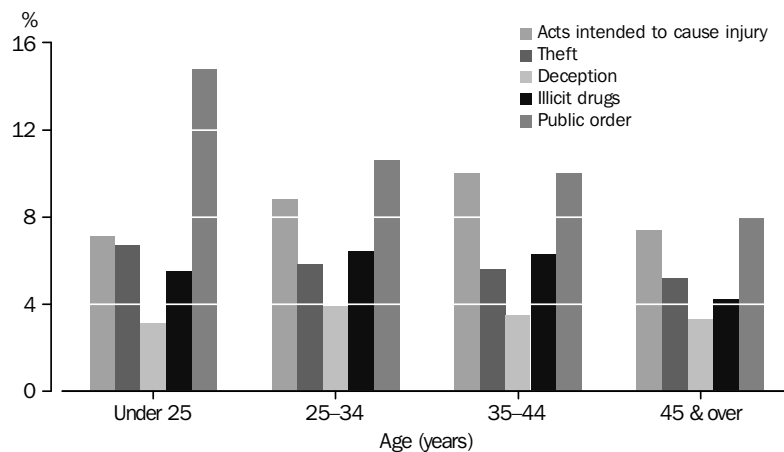
Defendants aged under 25 years accounted for the highest proportion charged with unlawful entry with intent (47%), property damage (46%), public order offences (43%), dangerous or negligent acts (41%), and theft (38%). The highest proportion of defendants charged with deception (34%), illicit drug offences (34%), and acts intended to cause injury (33%) were those aged 25 to 34 years.

DEFENDANTS ADJUDICATED, Selected principal offence by age groups



While the largest proportion of defendants in all age groups were charged with road traffic offences, there were differences in the remaining offences by age. The second most common charge for defendants aged under 25 years was public order offences (15%), whereas defendants aged 35 to 44 years were equally likely to be charged with acts intended to cause injury and public order offences (both 10%).

DEFENDANTS ADJUDICATED, Age groups by selected principal offence



*Road traffic and motor vehicle regulatory offences*

In 2006-07, 43% (227,238) of defendants adjudicated in the Magistrates' Courts were charged with road traffic offences as their principal offence. Nearly a third (29%) of these defendants were aged under 25 years. In total, 58% of defendants charged with road traffic offences were aged under 35 years.

Within the broad category of road traffic offences defendants were charged as follows:

- driving licence offences (31%);
- exceeding the prescribed content of alcohol limit (27%);

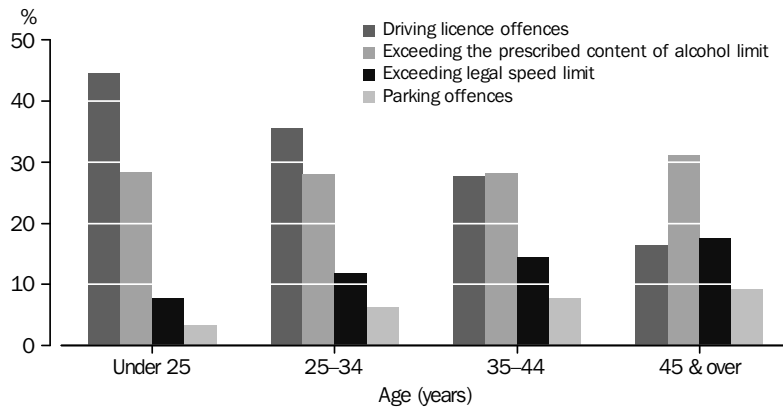
Road traffic and motor vehicle regulatory offences continued

- exceeding the legal speed limit (12%);
- road vehicle registration and roadworthiness offences (9%); and
- parking offences (9%).

Younger defendants were more likely to be charged with driving licence offences than older defendants; 44% of defendants aged under 25 years compared with 16% of those aged 45 years and over. Driving licence offences include driving without a licence or driving while a licence is cancelled or suspended.

A greater proportion of defendants aged 45 years and over were charged with offences of exceeding the legal speed limit, as well as parking offences, compared with younger defendants. The proportion of defendants charged with exceeding the prescribed content of alcohol limit was similar across all age groups (around 30%).

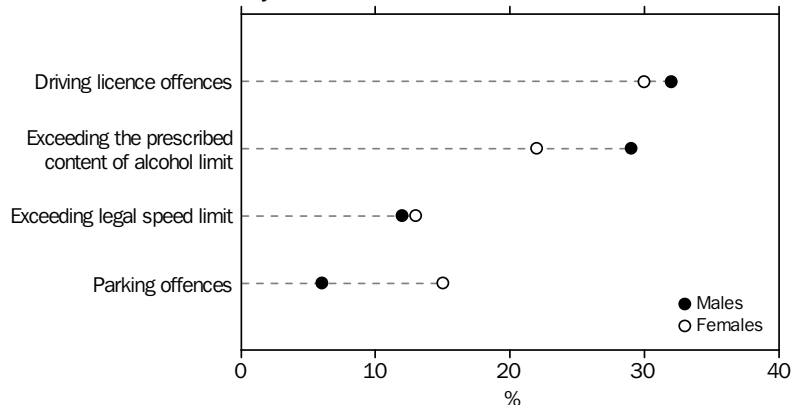
DEFENDANTS ADJUDICATED FOR ROAD TRAFFIC OFFENCES (a), Selected offences by age group



(a) Principal offence of road traffic and motor vehicle regulatory offences.

Of defendants charged with road traffic offences as their principal offence, 170,355 were males and 51,593 were females. The largest proportion of both males and females were in court for driving licence offences (32% and 30% respectively). However, males were more likely to have a principal offence of exceeding the alcohol limit (29%) than females (22%), while females were more than twice as likely to be charged with parking offences (15%) than males (6%).

DEFENDANTS ADJUDICATED FOR ROAD TRAFFIC OFFENCES (a), Selected offences by sex



(a) Principal offence of road traffic and motor vehicle regulatory offences.

*Road traffic and motor  
vehicle regulatory  
offences continued*

Of defendants charged with road traffic offences, 96% (218,475) were proven guilty. The most common sentence for these defendants was a monetary order (84%), while 5% were issued with custodial sentences. Of all road traffic offences, driving licence offences had the highest proportion of defendants sentenced to custodial orders (10% or 6,639), followed by exceeding the alcohol limit (5% or 3,299).

SENTENCE OUTCOMES

In 2006-07, the majority (95% or 501,955) of defendants tried in the Magistrates' Courts were proven guilty, with the remaining 5% acquitted of all charges. Of those charged with illicit drug offences and dangerous or negligent acts, almost all (99%) were proven guilty.

The following information relates to sentence outcomes for defendants proven guilty. Defendants are referred to as 'convicted' where they were proven guilty of at least one of the final charges laid against them.

*Principal sentence*

Data on sentences are collected for all defendants proven guilty of one or more charges in the criminal courts. Sentence refers to the principal sentence a defendant received which is usually, though not necessarily, the sentence associated with the principal offence. See Explanatory Notes paragraph 42 for further information.

The most serious penalties issued for charges proven in the Magistrates' Courts are custodial sentences. In 2006-07, 9% (42,721) of convicted defendants had custodial orders imposed; 4% sentenced to custody in a correctional institution, 4% given fully suspended sentences and 1% sentenced to custody in the community.

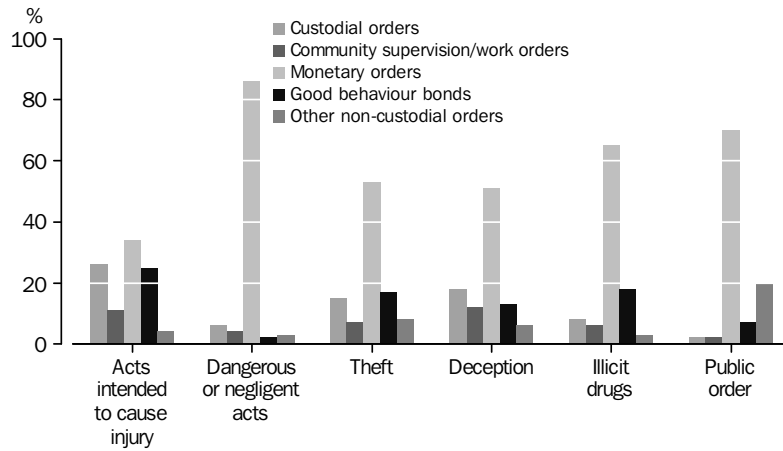
Defendants convicted of road traffic offences and acts intended to cause injury comprised 23% each of all defendants given custodial sentences. Defendants convicted of theft accounted for a further 10% of custodial sentences.

The majority of convicted defendants (91%) were given non-custodial sentences (i.e. community supervision or work orders, monetary orders, good behaviour bonds or other non-custodial sentences).

The most common non-custodial sentence was a monetary order, with 72% of defendants proven guilty receiving this sentence. Monetary orders were most common for offences of dangerous or negligent acts endangering persons and road traffic offences (86% and 84% of defendants convicted of these offences respectively).

Principal sentence  
continued

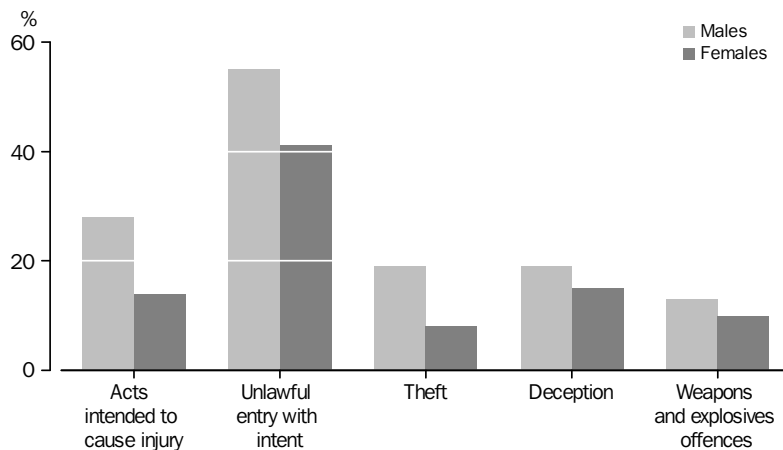
DEFENDANTS PROVEN GUILTY, Selected principal offence by selected principal sentence



Sex

While monetary orders were an equally likely sentence for both convicted males and females (72% each), males proven guilty were twice as likely to receive a custodial sentence (10%) than females (5%). The higher proportion of custodial sentences for males was consistent across all principal offences. Custodial orders were issued to 55% of males proven guilty of unlawful entry with intent while the same sentence was given to 41% of females convicted of this offence. Custodial orders were also issued to 28% of males proven guilty of acts intended to cause injury. In contrast, 14% of females convicted of this offence were issued with custodial orders. These differences may be associated with a range of aggravating and mitigating factors taken into account by the court, such as prior convictions, level of violence, whether the offender was provoked, and demonstrations of remorse.

DEFENDANTS PROVEN GUILTY, Proportion sentenced to custodial orders by selected principal offence and sex

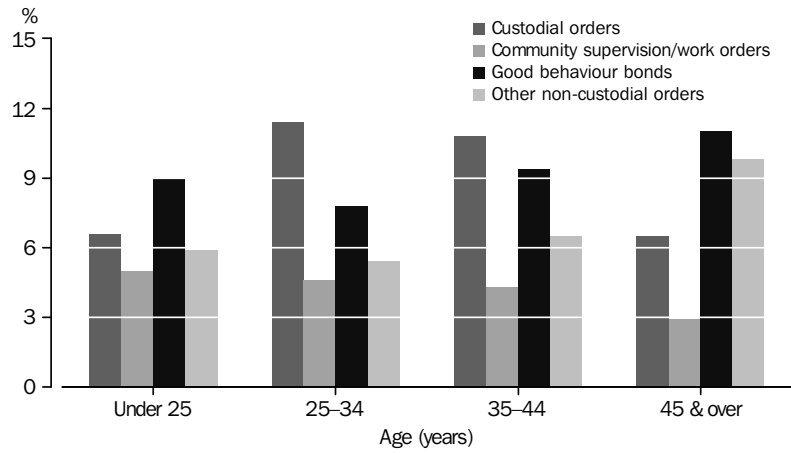


Age

While monetary orders were consistently the most common sentence handed out across all age groups there were some differences in other sentence types. Convicted defendants aged 25 to 34 years and 35 to 44 years were more likely to receive a custodial order than a good behaviour bond, while defendants aged under 25 years, and 45 years and over, were more likely to receive a good behaviour bond than a custodial order.

Age continued

DEFENDANTS PROVEN GUILTY, Age groups by selected principal sentences

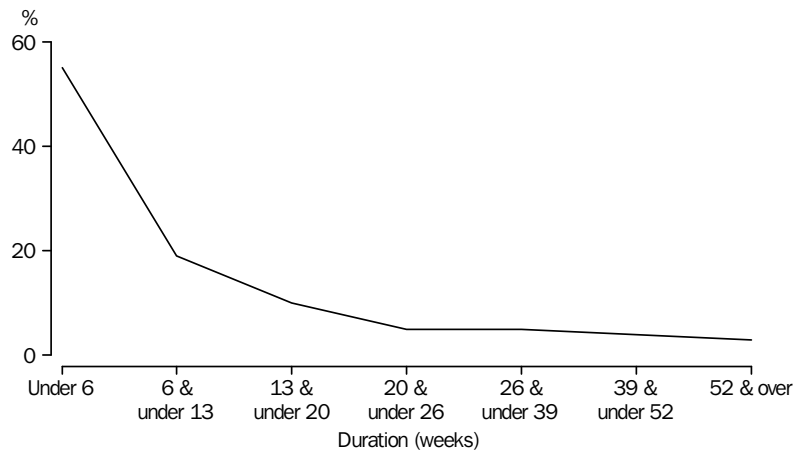


DURATION OF CASES ADJUDICATED

The nature of the charges presented to the court, along with the process required to deal with the charges (which is affected by the type of plea), impact on the time required for a court to finalise a case. The duration is calculated from the date of initiation to finalisation of the case (see glossary for more information).

In 2006-07 in the Magistrates' Courts, over half (55%) of all defendants adjudicated had charges finalised within 6 weeks of initiation, while 3% of cases were finalised at 52 weeks or longer. Public order offences (79%), dangerous or negligent acts (65%) and illicit drug offences (62%) had the highest proportion of defendants finalised within 6 weeks of initiation.

DEFENDANTS ADJUDICATED, Duration of cases finalised



**3.1** SUMMARY CHARACTERISTICS OF DEFENDANTS, Selected principal offence . . . . .

	<i>Acts intended to cause injury</i>	<i>Dangerous or negligent acts endangering persons</i>	<i>Theft &amp; related offences</i>	<i>Illicit drug offences</i>	<i>Public order offences</i>	<i>Road traffic &amp; motor vehicle regulatory offences</i>	<i>Offences against justice procedures</i>	<i>Other(a)</i>	<i>Total(b)</i>
NUMBER									
<b>Adjudicated outcomes</b>									
Acquitted	4 023	593	887	316	5 701	8 763	1 213	2 666	24 193
Proven guilty	37 526	44 701	29 373	28 591	52 797	218 475	30 300	59 909	501 955
<b>Total</b>	<b>41 549</b>	<b>45 294</b>	<b>30 260</b>	<b>28 907</b>	<b>58 498</b>	<b>227 238</b>	<b>31 513</b>	<b>62 575</b>	<b>526 148</b>
<b>Sentence outcomes</b>									
Custodial orders	9 665	2 509	4 454	2 340	982	10 029	2 562	10 164	42 721
Non-custodial orders	27 804	42 165	24 857	26 223	51 717	208 276	27 672	49 638	458 574
<b>Total(c)</b>	<b>37 526</b>	<b>44 701</b>	<b>29 373</b>	<b>28 591</b>	<b>52 797</b>	<b>218 475</b>	<b>30 300</b>	<b>59 909</b>	<b>501 955</b>

	PROPORTION (%)								
<b>Adjudicated outcomes</b>									
Acquitted	9.7	1.3	2.9	1.1	9.7	3.9	3.8	4.3	4.6
Proven guilty	90.3	98.7	97.1	98.9	90.3	96.1	96.2	95.7	95.4
<b>Total</b>	<b>100.0</b>	<b>100.0</b>	<b>100.0</b>	<b>100.0</b>	<b>100.0</b>	<b>100.0</b>	<b>100.0</b>	<b>100.0</b>	<b>100.0</b>
<b>Sentence outcomes</b>									
Custodial orders	25.8	5.6	15.2	8.2	1.9	4.6	8.5	17.0	8.5
Non-custodial orders	74.1	94.3	84.6	91.7	98.0	95.3	91.3	82.9	91.4
<b>Total(c)</b>	<b>100.0</b>	<b>100.0</b>	<b>100.0</b>	<b>100.0</b>	<b>100.0</b>	<b>100.0</b>	<b>100.0</b>	<b>100.0</b>	<b>100.0</b>

(a) Includes Divisions 01, 03, 05, 06, 07, 09, 11, 12 & 16 of the ASOC (refer to Appendix 2).

(b) Includes defendants for whom offence data are missing or a principal offence could not be determined.

(c) Includes defendants for whom a principal sentence is unknown.



## 3.2 SUMMARY CHARACTERISTICS OF DEFENDANTS, 2003–04 to 2006–07 .....

	NUMBER				PERCENTAGE CHANGE (%)		
	2003–04	2004–05	2005–06	2006–07	2003–04 to 2004–05	2004–05 to 2005–06	2005–06 to 2006–07
	<hr/>						
<b>Defendants finalised</b>							
Males	410 875	433 518	r440 818	449 255	5.5	r1.7	1.9
Females	104 246	112 432	r115 928	120 229	7.9	r3.1	3.7
<b>Total (a)</b>	<b>527 374</b>	<b>558 464</b>	<b>r569 163</b>	<b>580 998</b>	<b>5.9</b>	<b>r1.9</b>	<b>2.1</b>
<b>Method of finalisation</b>							
Adjudicated outcomes							
Acquitted	18 787	20 852	21 687	24 193	na	4.0	11.6
Proven guilty	447 863	474 298	r487 584	501 955	5.9	r2.8	2.9
Total	466 661	495 150	r509 271	526 148	6.1	r2.9	3.3
Transfers to other court levels	11 913	15 154	r13 358	14 109	27.2	r-11.9	5.6
Withdrawn by prosecution	46 268	45 987	r44 360	39 957	-0.6	r-3.5	-9.9
Other (b)	2 525	2 159	r2 173	779	-14.5	r0.6	-64.2
<b>Total (c)</b>	<b>527 374</b>	<b>558 464</b>	<b>r569 163</b>	<b>580 998</b>	<b>5.9</b>	<b>r1.9</b>	<b>2.1</b>
<b>Sentence outcomes</b>							
Custodial orders	39 638	41 077	r42 047	42 721	3.6	r2.4	1.6
Non-custodial orders	406 327	431 295	r445 083	458 574	6.1	r3.2	3.0
<b>Total (d)</b>	<b>447 863</b>	<b>474 298</b>	<b>r487 584</b>	<b>501 955</b>	<b>5.9</b>	<b>r2.8</b>	<b>2.9</b>

na not available

r revised

(a) Includes defendants with unknown sex and organisations.

(b) Includes defendants unfit to plead, defendants deceased and other non-adjudicated finalisations n.e.c.

(c) Includes defendants with an unknown method of finalisation.

(d) Includes defendants for whom a principal sentence is unknown.

### 3.3 SUMMARY CHARACTERISTICS OF DEFENDANTS, States and territories .....

	NSW(a)	Vic.	Qld	SA	WA	Tas.	NT	ACT	Aust.
NUMBER									
<b>Defendants finalised</b>									
Males	123 190	76 847	111 035	34 790	60 483	32 206	7 166	3 538	449 255
Females	29 489	17 663	29 183	8 894	16 782	15 869	1 499	850	120 229
<b>Total(b)</b>	<b>156 206</b>	<b>96 772</b>	<b>141 571</b>	<b>43 932</b>	<b>79 122</b>	<b>49 909</b>	<b>9 052</b>	<b>4 434</b>	<b>580 998</b>
<b>Method of finalisation</b>									
Adjudicated outcomes									
Acquitted	7 018	6 629	1 084	119	750	8 016	526	51	24 193
Proven guilty	133 686	77 179	128 195	37 870	73 234	40 909	7 810	3 072	501 955
<b>Total</b>	<b>140 704</b>	<b>83 808</b>	<b>129 279</b>	<b>37 989</b>	<b>73 984</b>	<b>48 925</b>	<b>8 336</b>	<b>3 123</b>	<b>526 148</b>
Transfers to other court levels	3 356	2 080	4 140	1 293	2 440	471	131	198	14 109
Withdrawn by prosecution	11 818	10 884	8 150	4 620	2 447	507	585	946	39 957
Other(c)	328	—	3	30	251	3	—	167	782
<b>Total(d)</b>	<b>156 206</b>	<b>96 772</b>	<b>141 572</b>	<b>43 932</b>	<b>79 122</b>	<b>49 911</b>	<b>9 052</b>	<b>4 434</b>	<b>581 001</b>
<b>Sentence outcomes</b>									
Custodial orders	13 538	10 630	7 432	2 442	3 991	1 728	2 468	492	42 721
Non-custodial orders	120 148	66 259	120 763	35 428	69 243	38 811	5 342	2 580	458 574
<b>Total(e)</b>	<b>133 686</b>	<b>77 179</b>	<b>128 195</b>	<b>37 870</b>	<b>73 234</b>	<b>40 909</b>	<b>7 810</b>	<b>3 072</b>	<b>501 955</b>
PROPORTION (%)									
<b>Defendants finalised</b>									
Males	78.9	79.4	78.4	79.2	76.4	64.5	79.2	79.8	77.3
Females	18.9	18.3	20.6	20.2	21.2	31.8	16.6	19.2	20.7
<b>Total(b)</b>	<b>100.0</b>	<b>100.0</b>	<b>100.0</b>	<b>100.0</b>	<b>100.0</b>	<b>100.0</b>	<b>100.0</b>	<b>100.0</b>	<b>100.0</b>
<b>Method of finalisation</b>									
Adjudicated outcomes									
Acquitted	4.5	6.9	0.8	0.3	0.9	16.1	5.8	1.2	4.2
Proven guilty	85.6	79.8	90.6	86.2	92.6	82.0	86.3	69.3	86.4
<b>Total</b>	<b>90.1</b>	<b>86.6</b>	<b>91.3</b>	<b>86.5</b>	<b>93.5</b>	<b>98.0</b>	<b>92.1</b>	<b>70.4</b>	<b>90.6</b>
Transfers to other court levels	2.1	2.1	2.9	2.9	3.1	0.9	1.4	4.5	2.4
Withdrawn by prosecution	7.6	11.2	5.8	10.5	3.1	1.0	6.5	21.3	6.9
Other(c)	0.2	—	—	0.1	0.3	—	—	3.8	0.1
<b>Total(d)</b>	<b>100.0</b>	<b>100.0</b>	<b>100.0</b>	<b>100.0</b>	<b>100.0</b>	<b>100.0</b>	<b>100.0</b>	<b>100.0</b>	<b>100.0</b>
<b>Sentence outcomes</b>									
Custodial orders	10.1	13.8	5.8	6.4	5.4	4.2	31.6	16.0	8.5
Non-custodial orders	89.9	85.9	94.2	93.6	94.6	94.9	68.4	84.0	91.4
<b>Total(e)</b>	<b>100.0</b>	<b>100.0</b>	<b>100.0</b>	<b>100.0</b>	<b>100.0</b>	<b>100.0</b>	<b>100.0</b>	<b>100.0</b>	<b>100.0</b>

— nil or rounded to zero (including null cells)

(a) Refers to finalised appearances rather than finalised defendants in the Magistrates' Court, resulting in a possible increase in the population counts (see Explanatory Note 12).

(b) Includes defendants with unknown sex and organisations.

(c) Includes defendants unfit to plead, defendants deceased and other non-adjudicated finalisations n.e.c.

(d) Includes defendants with an unknown method of finalisation.

(e) Includes defendants for whom a principal sentence is unknown.

**3.4**

## DEFENDANTS ADJUDICATED, Principal offence 2003–04 to 2006–07 .....

	NUMBER				PERCENTAGE CHANGE (%)		
	2003–04	2004–05	2005–06	2006–07	2003–04 to 2004–05(a)	2004–05 to 2005–06	2005–06 to 2006–07
Homicide and related offences	111	125	128	118	na	2.4	-7.8
Acts intended to cause injury	32 995	34 903	r37 263	41 549	5.8	6.8	11.5
Sexual assault and related offences	869	903	r881	978	3.9	r-2.4	11.0
Dangerous or negligent acts endangering persons	33 348	39 862	r41 845	45 294	19.5	r5.0	8.2
Abduction and related offences(b)	36	39	r22	27	na	r-43.6	22.7
Robbery, extortion and related offences	344	350	r301	331	1.7	r-14.0	10.0
Unlawful entry with intent	7 537	7 412	r7 255	7 270	na	r-2.1	0.2
Theft and related offences							
Theft/illegal use of motor vehicle	3 838	3 524	r3 248	2 918	na	r-7.8	-10.2
Receiving or handling proceeds of crime	7 669	7 206	r6 487	6 245	na	r-10.0	-3.7
Other(c)	26 859	25 414	r23 020	21 093	-5.4	-9.4	-8.4
Total(d)	38 366	36 147	r32 762	30 260	-5.8	r-9.4	-7.6
Deception and related offences	16 857	18 900	r17 743	17 694	12.1	r-6.1	-0.3
Illicit drug offences							
Deal or traffic in illicit drugs	2 860	3 397	r3 171	3 076	na	r-6.7	-3.0
Manufacture or cultivate illicit drugs	4 704	4 607	r4 042	4 103	na	r-12.3	1.5
Possess and/or use illicit drugs	17 259	16 316	r16 646	17 998	na	r2.0	8.1
Total(e)	28 355	27 712	r27 308	28 907	-2.3	r-1.5	5.9
Weapons and explosives offences	6 333	6 914	r6 561	7 643	na	-5.1	16.5
Property damage and environmental pollution	12 799	12 051	r13 640	13 936	-5.8	r13.2	2.2
Public order offences							
Disorderly conduct	39 018	41 815	r47 328	54 385	7.2	r13.2	14.9
Regulated public order offences	4 304	4 842	r4 562	4 113	12.5	r-5.8	-9.8
Total	43 322	46 657	r51 890	58 498	7.7	r11.2	12.7
Road traffic and motor vehicle regulatory offences							
Driving licence offences	52 326	61 024	r67 916	70 188	na	r11.3	3.3
Road vehicle registration and roadworthiness offences	20 675	20 108	r21 194	20 735	na	r5.4	-2.2
Exceeding the prescribed content of alcohol limit	57 548	60 990	r61 668	61 276	na	r1.1	-0.6
Exceeding legal speed limit	27 505	28 534	r24 044	27 188	na	r-15.7	13.1
Parking offences	20 332	22 337	r20 971	20 309	na	r-6.1	-3.2
Other(f)	27 245	28 450	r29 072	27 483	na	r2.2	-5.5
Total(g)	205 672	221 469	r224 901	227 238	7.7	r1.5	1.0
Offences against justice procedures, gov't security and operations							
Breach of domestic violence order	7 222	8 199	r8 948	8 707	na	r9.1	-2.7
Other(h)	18 282	18 689	r23 533	22 806	na	r25.9	-3.1
Total	25 504	26 888	r32 481	31 513	na	r20.8	-3.0
Miscellaneous offences	13 792	14 687	r13 976	14 578	6.5	-4.8	4.3
<b>Total(i)</b>	<b>466 661</b>	<b>495 150</b>	<b>r509 271</b>	<b>526 148</b>	<b>6.1</b>	<b>r2.9</b>	<b>3.3</b>

na not available

r revised

(a) Percentage change not available for non-comparable data (see Explanatory Notes 64 and 76).

(b) Abduction and related offences may be overstated prior to 2005-06 due to an overcount of these offences in Victoria (see Explanatory Note 58).

(c) Includes Subdivisions 082 and 084 and Group 0813 (theft of motor vehicle parts or components) of the ASOC.

(d) Includes theft and related offences, n.f.d.

(e) Includes Subdivisions 101 and 109 of the ASOC.

(f) Includes Subdivisions 144 and Group 1439 (regulatory driving offences, n.e.c.) of the ASOC.

(g) Includes road traffic and motor vehicle regulatory offences, n.f.d.

(h) Includes Subdivisions 152, 153 and 154 and Groups 1511 (escape custody offences) and 1519 (breach of other restraining order) of the ASOC.

(i) Includes defendants for whom offence data are missing or a principal offence could not be determined.

### 3.5 DEFENDANTS ADJUDICATED, Principal offence by age .....

	<i>Under 20 years</i>	<i>20–24 years</i>	<i>25–29 years</i>	<i>30–34 years</i>	<i>35–44 years</i>	<i>45 years &amp; over</i>	<i>Total (a)</i>
NUMBER							
Homicide and related offences	8	30	18	13	16	33	118
Acts intended to cause injury	3 438	8 736	7 007	6 620	10 166	5 485	41 547
Sexual assault and related offences	41	114	112	129	231	347	978
Dangerous or negligent acts endangering persons	6 407	12 183	7 478	5 360	7 505	6 127	45 294
Abduction and related offences	—	6	8	4	6	—	24
Robbery, extortion and related offences	59	122	61	36	45	6	332
Unlawful entry with intent	1 449	1 971	1 383	1 124	1 036	292	7 270
Theft and related offences	4 778	6 760	4 847	4 147	5 728	3 875	30 260
Deception and related offences	1 559	3 742	3 342	2 633	3 601	2 479	17 694
Illicit drug offences	2 780	6 625	5 474	4 428	6 428	3 149	28 907
Weapons and explosives offences	794	1 571	1 232	996	1 637	1 405	7 644
Property damage and environmental pollution	2 541	3 827	2 331	1 682	2 287	1 058	13 936
Public order offences	9 304	16 072	9 252	7 039	10 102	5 920	58 498
Road traffic and motor vehicle regulatory offences	17 348	48 169	36 657	28 862	43 143	37 830	227 238
Offences against justice procedures, gov't security and operations	2 803	5 869	4 696	4 311	7 054	4 366	31 513
Miscellaneous offences	592	1 586	1 393	1 412	2 447	2 013	14 578
<b>Total (b)</b>	<b>53 907</b>	<b>117 435</b>	<b>85 323</b>	<b>68 819</b>	<b>101 495</b>	<b>74 451</b>	<b>526 145</b>

	PROPORTION (%)						
Homicide and related offences	6.8	25.4	15.3	11.0	13.6	28.0	100.0
Acts intended to cause injury	8.3	21.0	16.9	15.9	24.5	13.2	100.0
Sexual assault and related offences	4.2	11.7	11.5	13.2	23.6	35.5	100.0
Dangerous or negligent acts endangering persons	14.1	26.9	16.5	11.8	16.6	13.5	100.0
Abduction and related offences	—	25.0	33.3	16.7	25.0	—	100.0
Robbery, extortion and related offences	17.8	36.7	18.4	10.8	13.6	1.8	100.0
Unlawful entry with intent	19.9	27.1	19.0	15.5	14.3	4.0	100.0
Theft and related offences	15.8	22.3	16.0	13.7	18.9	12.8	100.0
Deception and related offences	8.8	21.1	18.9	14.9	20.4	14.0	100.0
Illicit drug offences	9.6	22.9	18.9	15.3	22.2	10.9	100.0
Weapons and explosives offences	10.4	20.6	16.1	13.0	21.4	18.4	100.0
Property damage and environmental pollution	18.2	27.5	16.7	12.1	16.4	7.6	100.0
Public order offences	15.9	27.5	15.8	12.0	17.3	10.1	100.0
Road traffic and motor vehicle regulatory offences	7.6	21.2	16.1	12.7	19.0	16.6	100.0
Offences against justice procedures, gov't security and operations	8.9	18.6	14.9	13.7	22.4	13.9	100.0
Miscellaneous offences	4.1	10.9	9.6	9.7	16.8	13.8	100.0
<b>Total (b)</b>	<b>10.2</b>	<b>22.3</b>	<b>16.2</b>	<b>13.1</b>	<b>19.3</b>	<b>14.2</b>	<b>100.0</b>

— nil or rounded to zero (including null cells)

(a) Includes defendants with unknown age and organisations.

(b) Includes defendants for whom offence data are missing or a principal offence could not be determined.

### 3.6 DEFENDANTS ADJUDICATED, Sex and principal offence by adjudication type . . . .

	<i>Acquitted</i>	<i>Proven guilty</i>	<i>Total</i>
MALES (no.)			
Homicide and related offences	39	48	87
Acts intended to cause injury	3 347	30 643	33 990
Sexual assault and related offences	220	741	961
Dangerous or negligent acts endangering persons	467	36 564	37 031
Abduction and related offences	8	6	14
Robbery, extortion and related offences	66	230	296
Unlawful entry with intent	246	6 263	6 509
Theft and related offences	566	19 144	19 710
Deception and related offences	347	11 413	11 760
Illicit drug offences	240	23 053	23 293
Weapons and explosives offences	112	6 932	7 044
Property damage and environmental pollution	359	11 343	11 702
Public order offences	5 107	44 177	49 284
Road traffic and motor vehicle regulatory offences	5 265	165 090	170 355
Offences against justice procedures, gov't security and operations	864	23 398	24 262
Miscellaneous offences	580	9 631	10 211
<b>Total(a)</b>	<b>17 851</b>	<b>388 873</b>	<b>406 724</b>

MALES (%)			
Homicide and related offences	44.8	55.2	100.0
Acts intended to cause injury	9.8	90.2	100.0
Sexual assault and related offences	22.9	77.1	100.0
Dangerous or negligent acts endangering persons	1.3	98.7	100.0
Abduction and related offences	57.1	42.9	100.0
Robbery, extortion and related offences	22.3	77.7	100.0
Unlawful entry with intent	3.8	96.2	100.0
Theft and related offences	2.9	97.1	100.0
Deception and related offences	3.0	97.0	100.0
Illicit drug offences	1.0	99.0	100.0
Weapons and explosives offences	1.6	98.4	100.0
Property damage and environmental pollution	3.1	96.9	100.0
Public order offences	10.4	89.6	100.0
Road traffic and motor vehicle regulatory offences	3.1	96.9	100.0
Offences against justice procedures, gov't security and operations	3.6	96.4	100.0
Miscellaneous offences	5.7	94.3	100.0
<b>Total(a)</b>	<b>4.4</b>	<b>95.6</b>	<b>100.0</b>

(a) Includes defendants for whom offence data are missing or a principal offence could not be determined.

**3.6** DEFENDANTS ADJUDICATED, Sex and principal offence by adjudication type

*continued*

	<i>Acquitted</i>	<i>Proven guilty</i>	<i>Total</i>
FEMALES (no.)			
Homicide and related offences	8	20	28
Acts intended to cause injury	671	6 778	7 449
Sexual assault and related offences	3	11	14
Dangerous or negligent acts endangering persons	123	7 732	7 855
Abduction and related offences	3	9	12
Robbery, extortion and related offences	5	29	34
Unlawful entry with intent	29	717	746
Theft and related offences	321	10 138	10 459
Deception and related offences	179	5 626	5 805
Illicit drug offences	76	5 469	5 545
Weapons and explosives offences	11	567	578
Property damage and environmental pollution	81	2 033	2 114
Public order offences	590	8 430	9 020
Road traffic and motor vehicle regulatory offences	2 550	49 043	51 593
Offences against justice procedures, gov't security and operations	242	5 486	5 728
Miscellaneous offences	302	2 744	3 046
<b>Total(a)</b>	<b>5 203</b>	<b>104 867</b>	<b>110 070</b>

FEMALES (%)			
Homicide and related offences	28.6	71.4	100.0
Acts intended to cause injury	9.0	91.0	100.0
Sexual assault and related offences	21.4	78.6	100.0
Dangerous or negligent acts endangering persons	1.6	98.4	100.0
Abduction and related offences	25.0	75.0	100.0
Robbery, extortion and related offences	14.7	85.3	100.0
Unlawful entry with intent	3.9	96.1	100.0
Theft and related offences	3.1	96.9	100.0
Deception and related offences	3.1	96.9	100.0
Illicit drug offences	1.4	98.6	100.0
Weapons and explosives offences	1.9	98.1	100.0
Property damage and environmental pollution	3.8	96.2	100.0
Public order offences	6.5	93.5	100.0
Road traffic and motor vehicle regulatory offences	4.9	95.1	100.0
Offences against justice procedures, gov't security and operations	4.2	95.8	100.0
Miscellaneous offences	9.9	90.1	100.0
<b>Total(a)</b>	<b>4.7</b>	<b>95.3</b>	<b>100.0</b>

(a) Includes defendants for whom offence data are missing or a principal offence could not be determined.

**3.6**

## DEFENDANTS ADJUDICATED, Sex and principal offence by adjudication type

*continued*

	<i>Acquitted</i>	<i>Proven guilty</i>	<i>Total</i>
TOTAL (no.) (a)			
Homicide and related offences	50	68	118
Acts intended to cause injury	4 025	37 528	41 553
Sexual assault and related offences	223	755	978
Dangerous or negligent acts endangering persons	596	44 701	45 297
Abduction and related offences	11	15	26
Robbery, extortion and related offences	71	259	330
Unlawful entry with intent	275	6 993	7 268
Theft and Related offences	887	29 372	30 259
Deception and related offences	536	17 159	17 695
Illicit drug offences	316	28 590	28 906
Weapons and explosives offences	123	7 519	7 642
Property damage and environmental pollution	446	13 495	13 941
Public order offences	5 700	52 796	58 496
Road traffic and motor vehicle regulatory offences	8 763	218 475	227 238
Offences against justice procedures, gov't security and operations	1 213	30 301	31 514
Miscellaneous offences	936	13 644	14 580
<b>Total (b)</b>	<b>24 202</b>	<b>501 952</b>	<b>526 154</b>
TOTAL (%) (a)			
Homicide and related offences	42.4	57.6	100.0
Acts intended to cause injury	9.7	90.3	100.0
Sexual assault and related offences	22.8	77.2	100.0
Dangerous or negligent acts endangering persons	1.3	98.7	100.0
Abduction and related offences	42.3	57.7	100.0
Robbery, extortion and related offences	21.5	78.5	100.0
Unlawful entry with intent	3.8	96.2	100.0
Theft and Related offences	2.9	97.1	100.0
Deception and related offences	3.0	97.0	100.0
Illicit drug offences	1.1	98.9	100.0
Weapons and explosives offences	1.6	98.4	100.0
Property damage and environmental pollution	3.2	96.8	100.0
Public order offences	9.7	90.3	100.0
Road traffic and motor vehicle regulatory offences	3.9	96.1	100.0
Offences against justice procedures, gov't security and operations	3.8	96.2	100.0
Miscellaneous offences	6.4	93.6	100.0
<b>Total (b)</b>	<b>4.6</b>	<b>95.4</b>	<b>100.0</b>

(a) Includes defendants with unknown sex and organisations.

(b) Includes defendants for whom offence data are missing or a principal offence could not be determined.

### 3.7 DEFENDANTS PROVEN GUILTY, Principal offence by principal sentence .....

## CUSTODIAL ORDERS

	<i>Custody in a correctional institution</i>	<i>Custody in the community</i>	<i>Fully suspended sentence</i>	<i>Total</i>
NUMBER				
Homicide and related offences	11	—	9	20
Acts intended to cause injury	5 579	500	3 586	9 665
Sexual assault and related offences	162	22	120	304
Dangerous or negligent acts endangering persons	1 199	216	1 094	2 509
Abduction and related offences	3	—	4	7
Robbery, extortion and related offences	124	14	28	166
Unlawful entry with intent	2 560	211	979	3 750
Theft and related offences	2 747	224	1 483	4 454
Deception and related offences	1 550	281	1 247	3 078
Illicit drug offences	1 131	209	1 000	2 340
Weapons and explosives offensives	622	60	276	958
Property damage and environmental pollution	571	40	351	962
Public order offences	591	37	354	982
Road traffic and motor vehicle regulatory offences	3 318	779	5 932	10 029
Offences against justice procedures, gov't security and operations	1 460	84	1 018	2 562
Miscellaneous offences	520	31	370	921
<b>Total(a)</b>	<b>22 162</b>	<b>2 708</b>	<b>17 854</b>	<b>42 724</b>

## PROPORTION (%)

Homicide and related offences	16.2	—	13.2	29.4
Acts intended to cause injury	14.9	1.3	9.6	25.8
Sexual assault and related offences	21.5	2.9	15.9	40.3
Dangerous or negligent acts endangering persons	2.7	0.5	2.4	5.6
Abduction and related offences	15.8	—	21.1	36.8
Robbery, extortion and related offences	47.5	5.4	10.7	63.6
Unlawful entry with intent	36.6	3.0	14.0	53.6
Theft and related offences	9.4	0.8	5.0	15.2
Deception and related offences	9.0	1.6	7.3	17.9
Illicit drug offences	4.0	0.7	3.5	8.2
Weapons and explosives offensives	8.3	0.8	3.7	12.7
Property damage and environmental pollution	4.2	0.3	2.6	7.1
Public order offences	1.1	0.1	0.7	1.9
Road traffic and motor vehicle regulatory offences	1.5	0.4	2.7	4.6
Offences against justice procedures, gov't security and operations	4.8	0.3	3.4	8.5
Miscellaneous offences	3.8	0.2	2.7	6.8
<b>Total(a)</b>	<b>4.4</b>	<b>0.5</b>	<b>3.6</b>	<b>8.5</b>

— nil or rounded to zero (including null cells)

(a) Includes defendants for whom offence data are missing or a principal offence could not be determined.



**3.7****DEFENDANTS PROVEN GUILTY, Principal offence by principal sentence *continued***

## NON-CUSTODIAL ORDERS

	<i>Community supervision/ work orders</i>	<i>Monetary orders</i>	<i>Good behaviour bonds</i>	<i>Other(b)</i>	<i>Total</i>	<i>Total proven guilty(a)</i>
NUMBER						
Homicide and related offences	8	27	13	—	48	68
Acts intended to cause injury	4 201	12 932	9 246	1 425	27 804	37 526
Sexual assault and related offences	128	166	143	9	446	754
Dangerous or negligent acts endangering persons	1 617	38 290	989	1 269	42 165	44 701
Abduction and related offences	3	6	3	—	12	19
Robbery, extortion and related offences	38	22	32	3	95	261
Unlawful entry with intent	1 432	1 146	477	177	3 232	6 994
Theft and related offences	2 069	15 710	4 873	2 205	24 857	29 373
Deception and related offences	2 136	8 703	2 198	1 016	14 053	17 158
Illicit drug offences	1 601	18 536	5 103	983	26 223	28 591
Weapons and explosives offensives	398	4 715	769	664	6 546	7 520
Property damage and environmental pollution	1 008	8 609	1 943	947	12 507	13 494
Public order offences	971	36 772	3 517	10 457	51 717	52 797
Road traffic and motor vehicle regulatory offences	3 880	184 120	9 593	10 683	208 276	218 475
Offences against justice procedures, gov't security and operations	1 278	21 189	3 354	1 851	27 672	30 300
Miscellaneous offences	460	10 015	1 489	735	12 699	13 642
<b>Total(c)</b>	<b>21 234</b>	<b>361 144</b>	<b>43 760</b>	<b>32 436</b>	<b>458 574</b>	<b>501 957</b>
PROPORTION (%)						
Homicide and related offences	11.8	39.7	19.1	—	70.6	100.0
Acts intended to cause injury	11.2	34.5	24.6	3.8	74.1	100.0
Sexual assault and related offences	17.0	22.0	19.0	1.2	59.2	100.0
Dangerous or negligent acts endangering persons	3.6	85.7	2.2	2.8	94.3	100.0
Abduction and related offences	15.8	31.6	15.8	—	63.2	100.0
Robbery, extortion and related offences	14.6	8.4	12.3	1.1	36.4	100.0
Unlawful entry with intent	20.5	16.4	6.8	2.5	46.2	100.0
Theft and related offences	7.0	53.5	16.6	7.5	84.6	100.0
Deception and related offences	12.4	50.7	12.8	5.9	81.9	100.0
Illicit drug offences	5.6	64.8	17.8	3.4	91.7	100.0
Weapons and explosives offensives	5.3	62.7	10.2	8.8	87.0	100.0
Property damage and environmental pollution	7.5	63.8	14.4	7.0	92.7	100.0
Public order offences	1.8	69.6	6.7	19.8	98.0	100.0
Road traffic and motor vehicle regulatory offences	1.8	84.3	4.4	4.9	95.3	100.0
Offences against justice procedures, gov't security and operations	4.2	69.9	11.1	6.1	91.3	100.0
Miscellaneous offences	3.4	73.4	10.9	5.4	93.1	100.0
<b>Total(c)</b>	<b>4.2</b>	<b>71.9</b>	<b>8.7</b>	<b>6.5</b>	<b>91.4</b>	<b>100.0</b>

— nil or rounded to zero (including null cells)

(a) Includes defendants for whom a principal sentence is unknown.

(b) Includes licence disqualification/suspensions/amendments, forfeiture of property orders and nominal penalties.

(c) Includes defendants for whom offence data are missing or a principal offence could not be determined.

### 3.8 DEFENDANTS PROVEN GUILTY, Sex and principal sentence by age .....

	<i>Under 20 years</i>	<i>20–24 years</i>	<i>25–29 years</i>	<i>30–34 years</i>	<i>35–44 years</i>	<i>45 years &amp; over</i>	<i>Total(a)</i>
NUMBER							
<b>Males</b>							
Custodial orders							
Custody in a correctional institution	1 041	4 073	4 281	3 900	4 868	1 810	20 004
Custody in the community	112	551	522	436	499	246	2 373
Fully suspended sentence	733	3 303	2 994	2 569	3 600	1 867	15 093
<i>Total</i>	1 886	7 927	7 797	6 905	8 967	3 923	37 470
Non-custodial orders							
Community supervision/work orders	2 467	4 257	2 880	2 219	2 971	1 551	16 378
Monetary orders	31 382	67 575	46 136	35 029	50 092	39 018	278 433
Good behaviour bonds	4 406	6 938	4 379	3 829	6 230	5 655	31 649
Other(b)	2 859	5 076	3 311	2 682	4 500	5 153	24 447
<i>Total</i>	41 114	83 846	56 706	43 759	63 793	51 377	350 907
<b>Total(c)</b>	<b>43 144</b>	<b>91 869</b>	<b>64 550</b>	<b>50 712</b>	<b>72 841</b>	<b>55 364</b>	<b>388 876</b>
<b>Females</b>							
Custodial orders							
Custody in a correctional institution	91	383	458	429	543	210	2 118
Custody in the community	8	47	57	61	102	58	334
Fully suspended sentence	99	429	542	507	766	373	2 720
<i>Total</i>	198	859	1 057	997	1 411	641	5 172
Non-custodial orders							
Community supervision/work orders	504	1 019	871	775	1 144	454	4 778
Monetary orders	6 562	15 589	12 434	10 399	16 072	9 521	75 397
Good behaviour bonds	1 328	2 248	1 696	1 627	2 857	2 036	11 901
Other(b)	609	1 210	1 002	924	1 789	1 729	7 468
<i>Total</i>	9 003	20 066	16 003	13 725	21 862	13 740	99 544
<b>Total(c)</b>	<b>9 229</b>	<b>20 944</b>	<b>17 081</b>	<b>14 735</b>	<b>23 306</b>	<b>14 405</b>	<b>104 864</b>
<b>Defendants(d)</b>							
Custodial orders							
Custody in a correctional institution	1 133	4 460	4 746	4 344	5 418	2 023	22 160
Custody in the community	120	598	579	497	601	304	2 708
Fully suspended sentence	832	3 740	3 554	3 080	4 371	2 244	17 853
<i>Total</i>	2 085	8 798	8 879	7 921	10 390	4 571	42 721
Non-custodial orders							
Community supervision/work orders	2 976	5 295	3 769	3 007	4 131	2 008	21 234
Monetary orders	38 048	83 573	58 867	45 624	66 462	48 766	361 144
Good behaviour bonds	5 738	9 201	6 084	5 461	9 103	7 703	43 760
Other(b)	3 468	6 288	4 314	3 606	6 289	6 883	32 436
<i>Total</i>	50 230	104 357	73 034	57 698	85 985	65 360	458 574
<b>Total(c)</b>	<b>52 487</b>	<b>113 270</b>	<b>81 981</b>	<b>65 680</b>	<b>96 489</b>	<b>70 019</b>	<b>501 955</b>

(a) Includes defendants with unknown age and organisations.

(b) Includes licence disqualifications/suspensions/amendments, forfeiture of property orders, and nominal penalties.

(c) Includes defendants for whom a principal sentence is unknown.

(d) Includes defendants with unknown sex and organisations.

### 3.8 DEFENDANTS PROVEN GUILTY, Sex and principal sentence by age *continued* . . . . .

	<i>Under 20 years</i>	<i>20–24 years</i>	<i>25–29 years</i>	<i>30–34 years</i>	<i>35–44 years</i>	<i>45 years &amp; over</i>	<i>Total(a)</i>
PROPORTION (%)							
<b>Males</b>							
Custodial orders							
Custody in a correctional institution	2.4	4.4	6.6	7.7	6.7	3.3	5.1
Custody in the community	0.3	0.6	0.8	0.9	0.7	0.4	0.6
Fully suspended sentence	1.7	3.6	4.6	5.1	4.9	3.4	3.9
<i>Total</i>	4.4	8.6	12.1	13.6	12.3	7.1	9.6
Non-custodial orders							
Community supervision/work orders	5.7	4.6	4.5	4.4	4.1	2.8	4.2
Monetary orders	72.7	73.6	71.5	69.1	68.8	70.5	71.6
Good behaviour bonds	10.2	7.6	6.8	7.6	8.6	10.2	8.1
Other(b)	6.6	5.5	5.1	5.3	6.2	9.3	6.3
<i>Total</i>	95.3	91.3	87.8	86.3	87.6	92.8	90.2
<b>Total(c)</b>	<b>100.0</b>	<b>100.0</b>	<b>100.0</b>	<b>100.0</b>	<b>100.0</b>	<b>100.0</b>	<b>100.0</b>
<b>Females</b>							
Custodial orders							
Custody in a correctional institution	1.0	1.8	2.7	2.9	2.3	1.5	2.0
Custody in the community	0.1	0.2	0.3	0.4	0.4	0.4	0.3
Fully suspended sentence	1.1	2.0	3.2	3.4	3.3	2.6	2.6
<i>Total</i>	2.1	4.1	6.2	6.8	6.1	4.4	4.9
Non-custodial orders							
Community supervision/work orders	5.5	4.9	5.1	5.3	4.9	3.2	4.6
Monetary orders	71.1	74.4	72.8	70.6	69.0	66.1	71.9
Good behaviour bonds	14.4	10.7	9.9	11.0	12.3	14.1	11.3
Other(b)	6.6	5.8	5.9	6.3	7.7	12.0	7.1
<i>Total</i>	97.6	95.8	93.7	93.1	93.8	95.4	94.9
<b>Total(c)</b>	<b>100.0</b>	<b>100.0</b>	<b>100.0</b>	<b>100.0</b>	<b>100.0</b>	<b>100.0</b>	<b>100.0</b>
<b>Defendants(d)</b>							
Custodial orders							
Custody in a correctional institution	2.2	3.9	5.8	6.6	5.6	2.9	4.4
Custody in the community	0.2	0.5	0.7	0.8	0.6	0.4	0.5
Fully suspended sentence	1.6	3.3	4.3	4.7	4.5	3.2	3.6
<i>Total</i>	4.0	7.8	10.8	12.1	10.8	6.5	8.5
Non-custodial orders							
Community supervision/work orders	5.7	4.7	4.6	4.6	4.3	2.9	4.2
Monetary orders	72.5	73.8	71.8	69.5	68.9	69.6	71.9
Good behaviour bonds	10.9	8.1	7.4	8.3	9.4	11.0	8.7
Other(b)	6.6	5.6	5.3	5.5	6.5	9.8	6.5
<i>Total</i>	95.7	92.1	89.1	87.8	89.1	93.3	91.4
<b>Total(c)</b>	<b>100.0</b>	<b>100.0</b>	<b>100.0</b>	<b>100.0</b>	<b>100.0</b>	<b>100.0</b>	<b>100.0</b>

(a) Includes defendants with unknown age and organisations.

(b) Includes licence disqualifications/suspensions/amendments, forfeiture of property orders, and nominal penalties.

(c) Includes defendants for whom a principal sentence is unknown.

(d) Includes defendants with unknown sex and organisations.

**3.9** DURATION FROM INITIATION TO FINALISATION, Selected principal offence .....

	<i>Under 6 weeks</i>	<i>6 &amp; under 13 weeks</i>	<i>13 &amp; under 20 weeks</i>	<i>20 &amp; under 26 weeks</i>	<i>26 &amp; under 39 weeks</i>	<i>39 &amp; under 52 weeks</i>	<i>52 weeks and over</i>	<i>Total</i>
NUMBER								
<b>Acquitted</b>								
Acts intended to cause injury	344	529	998	592	782	319	459	4 023
Dangerous or negligent acts endangering persons	65	158	108	77	98	27	60	593
Theft and related offences	109	132	168	106	143	76	153	887
Illicit drug offences	30	38	48	39	81	32	48	316
Public order offences	4 680	503	212	105	92	51	58	5 701
Road traffic and motor vehicle regulatory offences	1 275	2 892	1 875	1 016	665	472	568	8 763
Offences against justice procedures, gov't security and operations	161	231	246	162	154	119	140	1 213
Other(a)	394	514	405	317	445	227	364	2 666
<b>Total(b)</b>	<b>7 070</b>	<b>5 001</b>	<b>4 066</b>	<b>2 417</b>	<b>2 460</b>	<b>1 323</b>	<b>1 855</b>	<b>24 192</b>
<b>Proven guilty</b>								
Acts intended to cause injury	13 409	6 890	5 546	3 461	4 120	1 893	2 207	37 526
Dangerous or negligent acts endangering persons	29 251	7 113	3 486	1 689	1 585	667	910	44 701
Theft and related offences	15 272	4 864	3 044	1 714	1 902	961	1 616	29 373
Illicit drug offences	17 905	4 126	2 280	1 240	1 410	649	981	28 591
Public order offences	41 674	5 327	2 477	1 094	1 157	484	584	52 797
Road traffic and motor vehicle regulatory offences	117 301	51 108	20 665	7 346	6 177	10 641	5 237	218 475
Offences against justice procedures, gov't security and operations	17 953	5 079	2 816	1 385	1 447	864	756	30 300
Other(a)	28 241	11 437	7 213	3 869	4 326	1 928	2 895	59 909
<b>Total(b)</b>	<b>281 118</b>	<b>96 013</b>	<b>47 565</b>	<b>21 818</b>	<b>22 138</b>	<b>18 098</b>	<b>15 205</b>	<b>501 955</b>
<b>Defendants adjudicated</b>	<b>288 188</b>	<b>101 014</b>	<b>51 631</b>	<b>24 235</b>	<b>24 598</b>	<b>19 421</b>	<b>17 060</b>	<b>526 147</b>
Transfers to other court levels	1 552	2 386	2 995	2 134	2 762	1 189	1 091	14 109
Withdrawn by prosecution	11 044	8 772	6 630	3 890	4 174	2 226	3 221	39 957
Other(c)	192	145	99	79	132	46	86	779
<b>Defendants finalised(d)</b>	<b>300 976</b>	<b>112 317</b>	<b>61 358</b>	<b>30 341</b>	<b>31 666</b>	<b>22 885</b>	<b>21 458</b>	<b>581 001</b>

(a) Includes Divisions 01, 03, 05, 06, 07, 09, 11, 12 & 16 of the ASOC (refer to Appendix 2).  
 (b) Includes defendants for whom offence data are missing or a principal offence could not be determined.

(c) Includes defendants unfit to plead, defendants deceased and other non-adjudicated finalisations n.e.c.  
 (d) Includes defendants with unknown method of finalisation.

**3.9****DURATION FROM INITIATION TO FINALISATION, Selected principal offence *continued***

	<i>Under 6 weeks</i>	<i>6 &amp; under 13 weeks</i>	<i>13 &amp; under 20 weeks</i>	<i>20 &amp; under 26 weeks</i>	<i>26 &amp; under 39 weeks</i>	<i>39 &amp; under 52 weeks</i>	<i>52 weeks and over</i>	<i>Total</i>
PROPORTION (%)								
<b>Acquitted</b>								
Acts intended to cause injury	8.6	13.1	24.8	14.7	19.4	7.9	11.4	100.0
Dangerous or negligent acts endangering persons	11.0	26.6	18.2	13.0	16.5	4.6	10.1	100.0
Theft and related offences	12.3	14.9	18.9	12.0	16.1	8.6	17.2	100.0
Illicit drug offences	9.5	12.0	15.2	12.3	25.6	10.1	15.2	100.0
Public order offences	82.1	8.8	3.7	1.8	1.6	0.9	1.0	100.0
Road traffic and motor vehicle regulatory offences	14.5	33.0	21.4	11.6	7.6	5.4	6.5	100.0
Offences against justice procedures, gov't security and operations	13.3	19.0	20.3	13.4	12.7	9.8	11.5	100.0
Other(a)	14.8	19.3	15.2	11.9	16.7	8.5	13.7	100.0
<i>Total(b)</i>	29.2	20.7	16.8	10.0	10.2	5.5	7.7	100.0
<b>Proven guilty</b>								
Acts intended to cause injury	35.7	18.4	14.8	9.2	11.0	5.0	5.9	100.0
Dangerous or negligent acts endangering persons	65.4	15.9	7.8	3.8	3.5	1.5	2.0	100.0
Theft and related offences	52.0	16.6	10.4	5.8	6.5	3.3	5.5	100.0
Illicit drug offences	62.6	14.4	8.0	4.3	4.9	2.3	3.4	100.0
Public order offences	78.9	10.1	4.7	2.1	2.2	0.9	1.1	100.0
Road traffic and motor vehicle regulatory offences	53.7	23.4	9.5	3.4	2.8	4.9	2.4	100.0
Offences against justice procedures, gov't security and operations	59.3	16.8	9.3	4.6	4.8	2.9	2.5	100.0
Other(a)	47.1	19.1	12.0	6.5	7.2	3.2	4.8	100.0
<i>Total(b)</i>	56.0	19.1	9.5	4.3	4.4	3.6	3.0	100.0
<b>Defendants adjudicated</b>	<b>54.8</b>	<b>19.2</b>	<b>9.8</b>	<b>4.6</b>	<b>4.7</b>	<b>3.7</b>	<b>3.2</b>	<b>100.0</b>
Transfers to other court levels	11.0	16.9	21.2	15.1	19.6	8.4	7.7	100.0
Withdrawn by prosecution	27.6	22.0	16.6	9.7	10.4	5.6	8.1	100.0
Other(c)	24.6	18.6	12.7	10.1	16.9	5.9	11.0	100.0
<b>Defendants finalised(d)</b>	<b>51.8</b>	<b>19.3</b>	<b>10.6</b>	<b>5.2</b>	<b>5.5</b>	<b>3.9</b>	<b>3.7</b>	<b>100.0</b>

(a) Includes Divisions 01, 03, 05, 06, 07, 09, 11, 12 & 16 of the ASOC (refer to Appendix 2).

(b) Includes defendants for whom offence data are missing or a principal offence could not be determined.

(c) Includes defendants unfit to plead, defendants deceased and other non-adjudicated finalisations n.e.c.

(d) Includes defendants with unknown method of finalisation.

### 3.10 DEFENDANTS ADJUDICATED, Principal offence by states and territories .....

	NSW(a)	Vic.	Qld	SA	WA	Tas.	NT	ACT	Aust.
NUMBER									
Homicide and related offences	66	10	13	—	21	3	4	3	120
Acts intended to cause injury	19 277	6 100	4 551	1 987	5 681	1 989	1 604	360	41 549
Sexual assault and related offences	396	255	130	41	83	41	21	11	978
Dangerous or negligent acts endangering persons	5 948	6 482	10 763	2 392	18 636	512	444	117	45 294
Abduction and related offences	7	—	11	—	—	—	3	5	26
Robbery, extortion and related offences	90	197	12	3	—	9	6	15	332
Unlawful entry with intent	1 414	1 768	2 083	347	1 069	342	206	41	7 270
<b>Theft and related offences</b>									
Theft/illegal use of a motor vehicle	668	562	967	172	340	103	60	46	2 918
Receiving or handling proceeds of crime	2 043	1 011	2 057	292	489	143	28	182	6 245
Other(b)	5 505	4 554	5 265	2 067	2 759	663	177	103	21 093
Total(c)	8 216	6 127	8 293	2 531	3 588	909	265	331	30 260
Deception and related offences	5 552	4 546	4 649	711	1 653	406	118	59	17 694
<b>Illicit drug offences</b>									
Deal or traffic in illicit drugs	654	892	515	90	528	166	207	24	3 076
Manufacture or cultivate illicit drugs	704	972	916	871	432	173	17	18	4 103
Possess and/or use illicit drugs	5 196	1 602	7 418	158	3 065	330	140	89	17 998
Total(d)	6 651	3 466	11 978	1 127	4 512	669	372	131	28 906
Weapons and explosives offences	1 053	1 978	2 091	932	1 110	140	267	72	7 643
Property damage and environmental pollution	4 777	2 104	3 373	1 170	1 836	393	234	49	13 936
<b>Public order offences</b>									
Disorderly conduct	7 188	14 405	21 380	2 899	6 445	1 700	261	107	54 385
Regulated public order offences	612	408	1 538	182	964	65	339	5	4 113
Total	7 800	14 813	22 918	3 081	7 409	1 765	600	112	58 498
<b>Road traffic and motor vehicle regulatory offences</b>									
Driving licence offences	19 256	9 453	15 316	5 120	16 696	3 164	966	217	70 188
Road vehicle registration and roadworthiness offences	2 859	847	588	8 800	3 475	3 680	472	14	20 735
Regulatory driving offences	46 341	17 093	28 183	7 223	2 489	31 753	1 753	1 353	136 188
Total(e)	68 473	27 401	44 123	21 143	22 664	38 656	3 191	1 584	227 235
<b>Offences against justice procedures, gov't security and operations</b>									
Breach of domestic violence order	2 601	1 046	3 597	174	376	414	443	56	8 707
Other(f)	3 485	2 427	8 988	1 963	4 085	1 560	185	113	22 806
Total	6 086	3 473	12 585	2 137	4 461	1 974	628	169	31 513
Miscellaneous offences	4 898	4 825	1 706	386	1 261	1 069	368	65	14 578
<b>Total(g)</b>	<b>140 704</b>	<b>83 806</b>	<b>129 279</b>	<b>37 988</b>	<b>73 984</b>	<b>48 926</b>	<b>8 335</b>	<b>3 124</b>	<b>526 146</b>

— nil or rounded to zero (including null cells)

- (a) Refers to finalised appearances rather than finalised defendants in the Magistrates' Court, resulting in a possible increase in the population counts (see Explanatory Note 12).
- (b) Includes Subdivisions 082 and 084 and Group 0813 (theft of motor vehicle parts or contents) of the ASOC (refer to Appendix 2).
- (c) Includes theft and related offences n.f.d.
- (d) Includes Subdivisions 101 and 109 of the ASOC (refer to Appendix 2).

- (e) Includes Subdivisions 140, 142 and 144 and Groups 1419 (driving licence offences n.e.c.) and 1439 (regulatory driving offences n.e.c.) of the ASOC (refer to Appendix 2).
- (f) Includes Subdivisions 152, 153 and 154 and Groups 1511 (escape custody offences) and 1515 (breach of other restraining order) of the ASOC (refer to Appendix 2).
- (g) Includes defendants for whom offence data are missing or a principal offence could not be determined.

**3.10****DEFENDANTS ADJUDICATED, Principal offence by states and territories** *continued*

	NSW(a)	Vic.	Qld	SA	WA	Tas.	NT	ACT	Aust.
PROPORTION (%)									
Homicide and related offences	—	—	—	—	—	—	—	0.1	—
Acts intended to cause injury	13.7	7.3	3.5	5.2	7.7	4.1	19.2	11.5	7.9
Sexual assault and related offences	0.3	0.3	0.1	0.1	0.1	0.1	0.3	0.4	0.2
Dangerous or negligent acts endangering persons	4.2	7.7	8.3	6.3	25.2	1.0	5.3	3.7	8.6
Abduction and related offences	—	—	—	—	—	—	—	0.2	—
Robbery, extortion and related offences	0.1	0.2	—	—	—	—	0.1	0.5	0.1
Unlawful entry with intent	1.0	2.1	1.6	0.9	1.4	0.7	2.5	1.3	1.4
Theft and related offences									
Theft/illegal use of a motor vehicle	0.5	0.7	0.7	0.5	0.5	0.2	0.7	1.5	0.6
Receiving or handling proceeds of crime	1.5	1.2	1.6	0.8	0.7	0.3	0.3	5.8	1.2
Other(b)	3.9	5.4	4.1	5.4	3.7	1.4	2.1	3.3	4.0
Total(c)	5.8	7.3	6.4	6.7	4.8	1.9	3.2	10.6	5.8
Deception and related offences	3.9	5.4	3.6	1.9	2.2	0.8	1.4	1.9	3.4
Illicit drug offences									
Deal or traffic in illicit drugs	0.5	1.1	0.4	0.2	0.7	0.3	2.5	0.8	0.6
Manufacture or cultivate illicit drugs	0.5	1.2	0.7	2.3	0.6	0.4	0.2	0.6	0.8
Possess and/or use illicit drugs	3.7	1.9	5.7	0.4	4.1	0.7	1.7	2.8	3.4
Total(d)	4.7	4.1	9.3	3.0	6.1	1.4	4.5	4.2	5.5
Weapons and explosives offences	0.7	2.4	1.6	2.5	1.5	0.3	3.2	2.3	1.5
Property damage and environmental pollution	3.4	2.5	2.6	3.1	2.5	0.8	2.8	1.6	2.6
Public order offences									
Disorderly conduct	5.1	17.2	16.5	7.6	8.7	3.5	3.1	3.4	10.3
Regulated public order offences	0.4	0.5	1.2	0.5	1.3	0.1	4.1	0.2	0.8
Total	5.5	17.7	17.7	8.1	10.0	3.6	7.2	3.6	11.1
Road traffic and motor vehicle regulatory offences									
Driving licence offences	13.7	11.3	11.8	13.5	22.6	6.5	11.6	6.9	13.3
Road vehicle registration and roadworthiness offences	2.0	1.0	0.5	23.2	4.7	7.5	5.7	0.4	3.9
Regulatory driving offences	32.9	20.4	21.8	19.0	3.4	64.9	21.0	43.3	25.9
Total(e)	48.7	32.7	34.1	55.7	30.6	79.0	38.3	50.7	43.2
Offences against justice procedures, gov't security and operations									
Breach of domestic violence order	1.8	1.2	2.8	0.5	0.5	0.8	5.3	1.8	1.7
Other(f)	2.5	2.9	7.0	5.2	5.5	3.2	2.2	3.6	4.3
Total	4.3	4.1	9.7	5.6	6.0	4.0	7.5	5.4	6.0
Miscellaneous offences	3.5	5.8	1.3	1.0	1.7	2.2	4.4	2.1	2.8
<b>Total(g)</b>	<b>100.0</b>	<b>100.0</b>	<b>100.0</b>	<b>100.0</b>	<b>100.0</b>	<b>100.0</b>	<b>100.0</b>	<b>100.0</b>	<b>100.0</b>

— nil or rounded to zero (including null cells)

(a) Refers to finalised appearances rather than finalised defendants in the Magistrates' Court, resulting in a possible increase in the population counts (see Explanatory Note 12).

(b) Includes Subdivisions 082 and 084 and Group 0813 (theft of motor vehicle parts or contents) of the ASOC (refer to Appendix 2).

(c) Includes theft and related offences n.f.d.

(d) Includes Subdivisions 101 and 109 of the ASOC (refer to Appendix 2).

(e) Includes Subdivisions 140, 142 and 144 and Groups 1419 (driving licence offences n.e.c.) and 1439 (regulatory driving offences n.e.c.) of the ASOC (refer to Appendix 2).

(f) Includes Subdivisions 152, 153 and 154 and Groups 1511 (escape custody offences) and 1515 (breach of other restraining order) of the ASOC (refer to Appendix 2).

(g) Includes defendants for whom offence data are missing or a principal offence could not be determined.

### 3.11 DEFENDANTS ADJUDICATED, Principal offence (excluding road traffic offences) by states and territories

	NSW(a)	Vic.	Qld	SA	WA	Tas.	NT	ACT	Aust.
NUMBER									
Homicide and related offences	66	10	13	—	21	—	4	—	114
Acts intended to cause injury	19 277	6 100	4 551	1 987	5 681	1 989	1 604	360	41 549
Sexual assault and related offences	396	255	130	41	83	41	21	11	978
Dangerous or negligent acts endangering persons	5 948	6 482	10 763	2 392	18 636	512	444	117	45 294
Abduction and related offences	7	—	11	—	—	—	3	5	26
Robbery, extortion and related offences	90	197	12	3	—	9	6	15	332
Unlawful entry with intent	1 414	1 768	2 083	347	1 069	342	206	41	7 270
<b>Theft and related offences</b>									
Theft/illegal use of a motor vehicle	668	562	967	172	340	103	60	46	2 918
Receiving or handling proceeds of crime	2 043	1 011	2 057	292	489	143	28	182	6 245
Other(b)	5 505	4 554	5 265	2 067	2 759	663	177	103	21 093
Total(c)	8 216	6 127	8 293	2 531	3 588	909	265	331	30 260
Deception and related offences	5 552	4 546	4 649	711	1 653	406	118	59	17 694
<b>Illicit drug offences</b>									
Deal or traffic in illicit drugs	654	892	515	90	528	166	207	24	3 076
Manufacture or cultivate illicit drugs	704	972	916	871	432	173	17	18	4 103
Possess and/or use illicit drugs	5 196	1 602	7 418	158	3 065	330	140	89	17 998
Total(d)	6 651	3 466	11 978	1 127	4 512	669	372	131	28 906
Weapons and explosives offences	1 053	1 978	2 091	932	1 110	140	267	72	7 643
Property damage and environmental pollution	4 777	2 104	3 373	1 170	1 836	393	234	49	13 936
<b>Public order offences</b>									
Disorderly conduct	7 188	14 405	21 380	2 899	6 445	1 700	261	107	54 385
Regulated public order offences	612	408	1 538	182	964	65	339	5	4 113
Total	7 800	14 813	22 918	3 081	7 409	1 765	600	112	58 498
<b>Offences against justice procedures, gov't security and operations</b>									
Breach of domestic violence order	2 601	1 046	3 597	174	376	414	443	56	8 707
Other(e)	3 485	2 427	8 988	1 963	4 085	1 560	185	113	22 806
Total	6 086	3 473	12 585	2 137	4 461	1 974	628	169	31 513
Miscellaneous offences	4 898	4 825	1 706	386	1 261	1 069	368	65	14 578
<b>Total(f)(g)</b>	<b>72 231</b>	<b>56 405</b>	<b>85 156</b>	<b>16 845</b>	<b>51 320</b>	<b>10 267</b>	<b>5 144</b>	<b>1 537</b>	<b>298 905</b>

— nil or rounded to zero (including null cells)

- (a) Refers to finalised appearances rather than finalised defendants in the Magistrates' Court, resulting in a possible increase in the population counts (see Explanatory Note 12).
- (b) Includes Subdivisions 082 and 084 and Group 0813 (theft of motor vehicle parts or contents) of the ASOC (refer to Appendix 2).
- (c) Includes theft and related offences n.f.d.

(d) Includes Subdivisions 101 and 109 of the ASOC (refer to Appendix 2).

(e) Includes Subdivisions 152, 153 and 154 and Groups 1511 (escape custody offences) and 1519 (breach of other restraining order) of the ASOC (refer to Appendix 2).

(f) Includes defendants for whom offence data are missing or a principal offence could not be determined.

(g) Excludes defendants with a principal offence in ASOC Division 14 (road traffic and motor vehicle regulatory offences).



**3.11****DEFENDANTS ADJUDICATED, Principal offence (excluding road traffic offences)**  
by states and territories *continued*

	NSW(a)	Vic.	Qld	SA	WA	Tas.	NT	ACT	Aust.
PROPORTION (%)									
Homicide and related offences	0.1	—	—	—	—	—	0.1	—	—
Acts intended to cause injury	26.7	10.8	5.3	11.8	11.1	19.4	31.2	23.4	13.9
Sexual assault and related offences	0.5	0.5	0.2	0.2	0.2	0.4	0.4	0.7	0.3
Dangerous or negligent acts endangering persons	8.2	11.5	12.6	14.2	36.3	5.0	8.6	7.6	15.2
Abduction and related offences	—	—	—	—	—	—	0.1	0.3	—
Robbery, extortion and related offences	0.1	0.3	—	—	—	0.1	0.1	1.0	0.1
Unlawful entry with intent	2.0	3.1	2.4	2.1	2.1	3.3	4.0	2.7	2.4
<b>Theft and related offences</b>									
Theft/illegal use of a motor vehicle	0.9	1.0	1.1	1.0	0.7	1.0	1.2	3.0	1.0
Receiving or handling proceeds of crime	2.8	1.8	2.4	1.7	1.0	1.4	0.5	11.8	2.1
Other(b)	7.6	8.1	6.2	12.3	5.4	6.5	3.4	6.7	7.1
Total(c)	11.4	10.9	9.7	15.0	7.0	8.9	5.2	21.5	10.1
Deception and related offences	7.7	8.1	5.5	4.2	3.2	4.0	2.3	3.8	5.9
<b>Illicit drug offences</b>									
Deal or traffic in illicit drugs	0.9	1.6	0.6	0.5	1.0	1.6	4.0	1.6	1.0
Manufacture or cultivate illicit drugs	1.0	1.7	1.1	5.2	0.8	1.7	0.3	1.2	1.4
Possess and/or use illicit drugs	7.2	2.8	8.7	0.9	6.0	3.2	2.7	5.8	6.0
Total(d)	9.2	6.1	14.1	6.7	8.8	6.5	7.2	8.5	9.7
Weapons and explosives offences	1.5	3.5	2.5	5.5	2.2	1.4	5.2	4.7	2.6
Property damage and environmental pollution	6.6	3.7	4.0	6.9	3.6	3.8	4.5	3.2	4.7
<b>Public order offences</b>									
Disorderly conduct	10.0	25.5	25.1	17.2	12.6	16.6	5.1	7.0	18.2
Regulated public order offences	0.8	0.7	1.8	1.1	1.9	0.6	6.6	0.3	1.4
Total	10.8	26.3	26.9	18.3	14.4	17.2	11.7	7.3	19.6
<b>Offences against justice procedures, gov't security and operations</b>									
Breach of domestic violence order	3.6	1.9	4.2	1.0	0.7	4.0	8.6	3.6	2.9
Other(e)	4.8	4.3	10.6	11.7	8.0	15.2	3.6	7.4	7.6
Total	6.8	8.6	2.0	2.3	2.5	10.4	7.2	4.2	4.9
Miscellaneous offences	—	0.5	—	—	—	0.5	0.1	—	0.1
<b>Total(f)(g)</b>	<b>100.0</b>	<b>100.0</b>	<b>100.0</b>	<b>100.0</b>	<b>100.0</b>	<b>100.0</b>	<b>100.0</b>	<b>100.0</b>	<b>100.0</b>

— nil or rounded to zero (including null cells)

- (a) Refers to finalised appearances rather than finalised defendants in the Magistrates' Court, resulting in a possible increase in the population counts (see Explanatory Note 12).
- (b) Includes Subdivisions 082 and 084 and Group 0813 (theft of motor vehicle parts or contents) of the ASOC (refer to Appendix 2).
- (c) Includes theft and related offences n.f.d.

- (d) Includes Subdivisions 101 and 109 of the ASOC (refer to Appendix 2).
- (e) Includes Subdivisions 152, 153 and 154 and Groups 1511 (escape custody offences) and 1519 (breach of other restraining order) of the ASOC (refer to Appendix 2).
- (f) Includes defendants for whom offence data are missing or a principal offence could not be determined.
- (g) Excludes defendants with a principal offence in ASOC Division 14 (road traffic and motor vehicle regulatory offences).

### 3.12 DEFENDANTS FINALISED, Selected characteristics by states and territories 2003–04 to 2006–07

	<i>Defendants finalised</i>	<i>Males</i>	<i>Females</i>	<i>Aged 20–24 years</i>	<i>Acquitted</i>
	no.	%	%	%	%
NSW (a)					
2003–04	146 950	79.6	17.9	24.4	3.8
2004–05	160 560	79.2	18.4	22.2	3.6
2005–06	159 539	78.6	18.6	22.2	3.8
2006–07	156 206	78.9	18.9	21.8	4.5
VIC.					
2003–04	90 572	79.6	17.9	19.7	3.0
2004–05	99 096	79.2	18.1	17.8	3.2
2005–06	96 002	79.2	18.5	19.3	5.1
2006–07	96 772	79.4	18.3	20.4	6.9
QLD					
2003–04	129 029	78.2	20.7	22.6	0.6
2004–05	135 133	78.4	20.6	21.1	1.5
2005–06	r141 823	78.4	20.5	r21.6	1.2
2006–07	141 571	78.4	20.6	21.0	0.8
SA					
2003–04	43 326	82.9	16.4	18.8	0.1
2004–05	44 134	80.2	19.0	18.5	0.2
2005–06	45 164	79.3	20.0	19.8	0.2
2006–07	43 932	79.2	20.2	21.1	0.3
WA					
2003–04	58 589	75.7	20.8	26.2	1.5
2004–05	60 136	76.3	20.6	22.3	1.2
2005–06	69 592	76.8	20.6	22.3	1.1
2006–07	79 122	76.4	21.2	22.8	0.9
TAS.					
2003–04	46 723	66.1	29.0	25.1	17.5
2004–05	46 019	65.1	30.6	26.2	18.3
2005–06	42 717	64.9	31.5	22.8	17.4
2006–07	49 909	64.5	31.8	21.3	16.1

r revised

(a) Prior to 2006-07, the number of acquittals were undercounted (see Explanatory Note 55).

**3.12**

## DEFENDANTS FINALISED, Selected characteristics by states and territories

2003–04 to 2006–07 *continued*

	<i>Defendants finalised</i>	<i>Males</i>	<i>Females</i>	<i>Aged 20–24 years</i>	<i>Acquitted</i>
	no.	%	%	%	%
NT					
2003–04	7 048	80.0	16.4	23.4	5.7
2004–05	8 802	80.8	17.0	20.5	5.6
2005–06	8 881	79.9	17.1	15.6	7.5
2006–07	9 052	79.2	16.6	16.5	5.8
ACT					
2003–04	5 137	79.7	19.8	24.4	2.2
2004–05	4 584	79.8	18.8	22.2	3.5
2005–06	5 445	78.6	20.8	26.5	2.5
2006–07	4 434	79.8	19.2	20.4	1.2
AUST. (a)					
2003–04	527 374	77.9	19.8	23.0	3.6
2004–05	558 464	77.6	20.1	21.1	3.7
2005–06	r569 163	77.5	20.4	r21.4	3.8
2006–07	580 998	77.3	20.7	21.3	4.2

r revised

(a) Prior to 2006-07, the number of acquittals were undercounted (see Explanatory Note 55).

### 3.13 DEFENDANTS PROVEN GUILTY, Selected characteristics by states and territories, 2003–04 to 2006–07

	SELECTED PRINCIPAL OFFENCE					SELECTED PRINCIPAL SENTENCE			
	<i>Defendants proven guilty</i>	<i>Acts intended to cause injury</i>	<i>Dangerous or negligent acts endangering persons</i>	<i>Public order offences</i>	<i>Road traffic and motor vehicle regulatory offences</i>	<i>Custody in a correctional institution</i>	<i>Fully suspended sentence</i>	<i>Community supervision/work orders</i>	<i>Monetary orders</i>
	no.	%	%	%	%	%	%	%	%
NSW									
2003–04	127 053	11.9	4.4	5.0	47.6	6.3	4.0	3.4	59.7
2004–05	137 054	10.8	4.2	5.4	51.4	5.8	3.9	3.6	61.3
2005–06	135 495	11.3	4.2	5.7	50.6	5.8	3.8	3.5	59.9
2006–07	133 686	12.4	4.2	5.6	50.2	6.1	3.8	3.5	59.4
VIC.									
2003–04	75 370	4.9	5.5	12.7	35.2	6.1	6.5	6.8	53.1
2004–05	79 921	4.8	5.7	14.4	36.3	5.5	6.4	5.9	52.3
2005–06	78 152	5.5	5.9	13.3	36.9	5.7	6.2	5.8	53.5
2006–07	77 179	7.8	8.4	12.6	34.4	5.6	6.2	5.5	54.7
QLD									
2003–04	113 694	4.3	9.3	12.8	35.9	3.0	1.4	4.7	86.7
2004–05	119 579	3.4	9.0	13.1	36.8	3.0	1.5	4.8	85.6
2005–06	r127 501	3.3	r8.5	r15.0	r36.9	r2.8	r2.5	r5.3	r82.4
2006–07	128 195	3.4	8.3	17.8	34.2	3.2	2.2	5.5	81.6
SA									
2003–04	32 692	5.0	6.5	8.5	51.4	2.2	4.7	3.0	87.3
2004–05	35 218	4.9	6.0	7.8	54.9	2.2	4.6	2.4	90.0
2005–06	36 101	4.7	5.1	7.3	59.4	1.7	4.2	1.9	78.0
2006–07	37 870	5.1	6.3	8.1	55.8	1.9	3.3	1.8	75.6
WA									
2003–04	52 637	5.0	17.0	11.4	35.3	4.1	3.6	7.6	78.8
2004–05	55 140	8.6	27.3	8.9	26.8	3.8	3.7	7.4	80.0
2005–06	64 686	8.0	26.7	9.5	28.4	3.3	3.0	6.1	83.3
2006–07	73 234	7.4	25.4	10.1	30.7	2.7	2.7	5.1	86.0
TAS.									
2003–04	36 946	3.1	0.9	3.9	79.1	2.0	2.6	1.4	88.6
2004–05	36 573	3.3	1.0	3.9	79.1	2.0	2.5	1.3	88.1
2005–06	34 438	3.9	1.4	3.6	77.7	2.0	3.1	1.5	88.1
2006–07	40 909	3.4	1.2	4.1	79.8	1.8	2.5	1.3	89.4
NT									
2003–04	5 968	12.7	14.7	7.0	40.2	25.3	0.1	3.1	67.6
2004–05	7 628	14.6	6.6	8.7	42.3	21.2	8.8	3.6	57.8
2005–06	7 584	17.1	6.0	8.5	42.2	23.1	8.6	3.2	58.0
2006–07	7 810	17.6	5.5	7.1	40.2	23.6	8.0	3.1	58.1

r revised

**3.13**DEFENDANTS PROVEN GUILTY, Selected characteristics by states and territories, 2003–04 to 2006–07 *continued*

	SELECTED PRINCIPAL OFFENCE					SELECTED PRINCIPAL SENTENCE			
	<i>Defendants proven guilty</i>	<i>Acts intended to cause injury</i>	<i>Dangerous or negligent acts endangering persons</i>	<i>Public order offences</i>	<i>Road traffic and motor vehicle regulatory offences</i>	<i>Custody in a correctional institution</i>	<i>Fully suspended sentence</i>	<i>Community supervision/work orders</i>	<i>Monetary orders</i>
	no.	%	%	%	%	%	%	%	%
ACT									
2003–04	3 503	11.7	4.3	1.9	49.0	5.4	16.4	2.1	67.0
2004–05	3 185	10.0	3.6	1.8	51.2	5.9	8.8	3.2	72.4
2005–06	3 627	8.1	3.6	2.6	47.9	5.2	8.2	2.7	75.1
2006–07	3 072	11.1	3.6	3.6	51.2	6.7	9.1	2.8	72.0
AUST.									
2003–04	447 863	6.7	7.3	9.2	43.9	4.8	3.7	4.6	72.2
2004–05	474 298	6.7	8.3	9.3	44.6	4.5	3.7	4.5	72.3
2005–06	487 584	6.9	8.5	9.8	44.3	4.4	3.8	4.4	71.3
2006–07	501 955	7.5	8.9	10.5	43.5	4.4	3.6	4.2	71.9

r revised

## INTRODUCTION

This chapter presents results of defendants finalised in the criminal jurisdiction of the Children's Courts during 2006-07. The criminal jurisdiction of the Children's Courts specifically deals with juvenile offenders charged with summary criminal offences, and in some states and territories those charged with indictable offences. The power of the Children's Court to hear serious criminal matters will vary across states and territories.

In all states and territories, children aged under 10 years cannot be charged with a criminal offence. The maximum age that defendants are considered a child or juvenile is under the age of 18 years in all states and territories, except for Queensland where defendants are considered adults if aged 17 years and over at the time the offence was committed. Note that the age of defendants in the Children's Courts data are based on age at finalisation in the courts, not age at the time of the alleged offence. Therefore, some defendants of adult age will be processed by the Children's Courts and included in the collection.

Children's Courts data presented here excludes cases such as bail reviews and applications to amend sentences or penalties which do not require the adjudication of charges. Also excluded are breach of bail or parole cases, appeal cases, tribunal matters and defendants for whom a bench warrant is issued but not executed.

*Juvenile justice*

Juvenile justice is a complex area that can involve a range of bodies such as police, courts, juvenile justice departments, legal advocates and young people and their families. A key feature of juvenile justice is the diversion of young people away from the formal criminal justice system. Not all young people who come into contact with the criminal justice authorities will appear in court. Police and other non-court agencies can divert juvenile offenders away from the courts by way of warnings, cautions, conferences, and other programs. The Children's Courts can also initiate programs as part of the court process by transferring defendants to drug and other specialist courts, or non-court agencies, and programs where defendants return to the Children's Court upon program completion. Some programs also utilise referral as a sentencing outcome. There are many differences in the types of court programs available in each state and territory (see Explanatory Notes paragraph 15), therefore caution should be taken when making comparisons between states and territories.

*Snapshot*

- There were 41,158 defendants finalised in the Children's Courts in 2006-07.
- Males accounted for 77% (31,709) of the total defendants finalised.
- The majority (82% or 33,786) of defendants were finalised via a guilty plea, guilty finding or an acquittal, while the remaining 18% (7,372) were finalised mainly through the withdrawal of charges by the prosecution or transfers to other courts or non-court agencies.

*Snapshot continued*

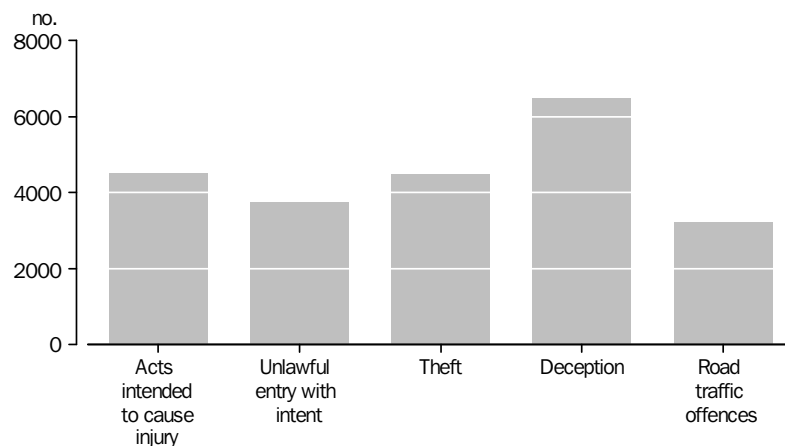
- Of those defendants who were charged, a large proportion (96%) were proven guilty, while the remainder (4%) were acquitted.
- For those defendants convicted, the majority were sentenced to non-custodial orders (92%).

## PRINCIPAL OFFENCE

The following information only relates to defendants who were adjudicated, i.e. finalised via a plea of guilty or a decision by the Children's Court as to their guilt or innocence of the final charges laid. The offence categories referred to relate to the principal offence i.e. the most serious offence type with which the defendant was charged. For more information about principal offence see paragraphs 38 to 41 of the Explanatory Notes.

In 2006-07, those charged with a principal offence of deception formed the largest proportion of defendants (19%) in the Children's Courts. This was followed by: acts intended to cause injury and theft (both 13%), unlawful entry with intent (11%), and road traffic offences (9%). Combined, these principal offences accounted for two-thirds (66%) of defendants before the courts.

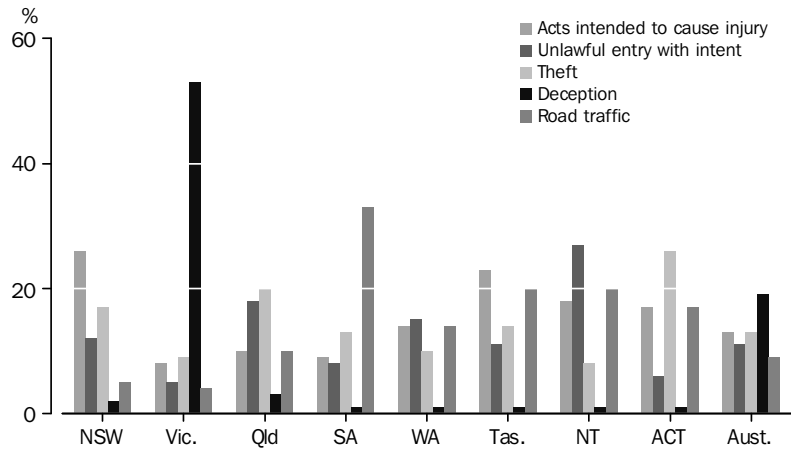
## DEFENDANTS ADJUDICATED, Selected principal offence



There was variation across states and territories in the types of principal offence that defendants were charged with in the Children's Courts. While acts intended to cause injury accounted for the highest proportion of final charges for defendants in New South Wales (26%) and Tasmania (23%), the most prevalent offence for defendants in the Northern Territory was unlawful entry with intent (27%). In South Australia, road traffic offences were most common (33%), while deception accounted for over half (53%) of all defendants adjudicated in Victoria. A major contributor to deception offences in Victoria were the large number of defendants adjudicated for fare evasion during 2006-07. Victorian defendants charged with fare evasion accounted for 97% (5,949) of defendants charged with deception in that state, and 92% of defendants charged with deception Australia-wide. See Explanatory Notes paragraph 57 for further information.

PRINCIPAL OFFENCE  
*continued*

DEFENDANTS ADJUDICATED, Selected principal offence by states and territories



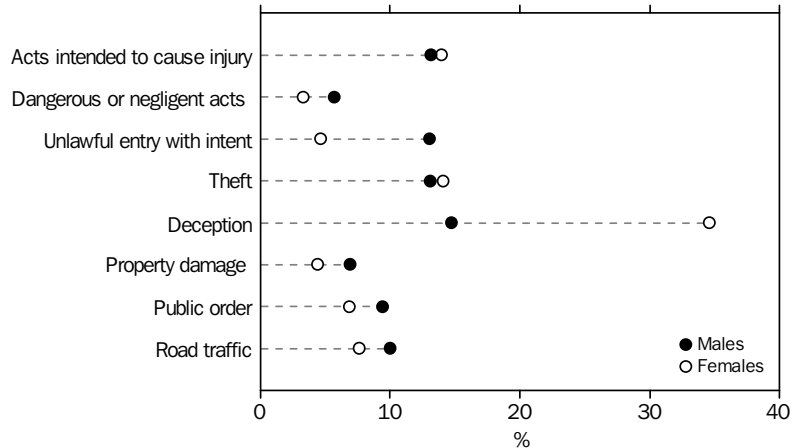
Sex

In 2006-07, over three quarters (77% or 25,993) of defendants heard in the Children's Courts were male, while females accounted for 23% (7,741).

The most prevalent principal offence for male defendants was deception (15%), followed by acts intended to cause injury, theft, and unlawful entry with intent (all 13%).

Deception was far more common for females than males with over a third (35%) of female defendants being charged with this offence. This was followed by theft, and acts intended to cause injury (both 14%). Unlawful entry with intent accounted for a lower proportion of female defendants (5%) than males (13%).

DEFENDANTS ADJUDICATED, Selected principal offence by sex



Age

The largest proportion of defendants heard in the Children's Courts were aged 17 years at the time of finalisation (29% or 9,960), followed by those aged 16 years (22% or 7,522). Defendants aged 13 to 15 years accounted for 25% (8,516) and those aged 10 to 12 years comprised 2% (686).

The type of offence defendants were charged with in the Children's Courts varied by age:

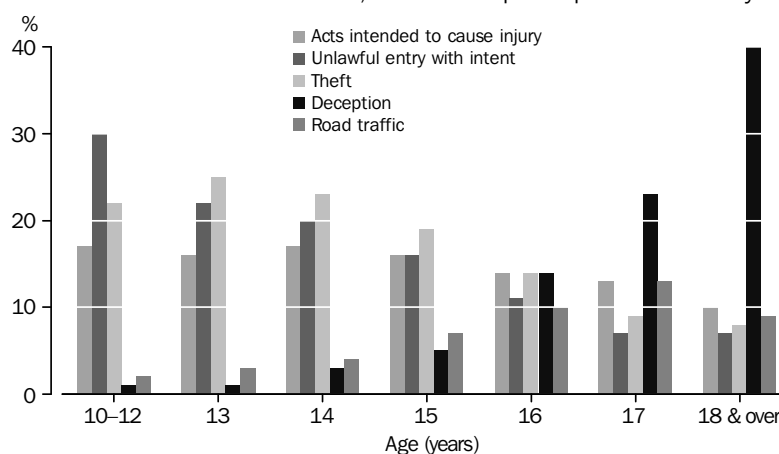
- The largest proportion (29%) of the youngest defendants (those aged 10 to 12 years) had a principal offence of unlawful entry with intent;
- Defendants aged 13 to 15 years most commonly had a principal offence of theft (21%);



*Age continued*

- Theft, deception, and acts intended to cause injury comprised the highest proportion of offences for 16 year olds (all 14%);
- The largest proportion of defendants aged 17 years had a principal offence of deception (23%), followed by acts intended to cause injury and road traffic offences (both 13%).

DEFENDANTS ADJUDICATED, Selected principal offence by age



## SENTENCE OUTCOMES

The majority (96% or 32,328) of defendants who were charged in the Children's Courts during 2006-07 were proven guilty. Almost all defendants with the following principal offences were proven guilty: dangerous or negligent acts endangering persons (99%), road traffic offences, and weapons and explosives offences (both 98%).

The following information relates to sentence outcomes for defendants proven guilty. Defendants are referred to as 'convicted' where they were proven guilty of at least one of the final charges laid against them.

In 2006-07, most defendants (92% or 29,802) convicted in the Children's Courts received a non-custodial principal sentence. Non-custodial sentences include orders such as fines, good behaviour bonds and community supervision or work orders. The remaining convicted defendants were issued custodial orders.

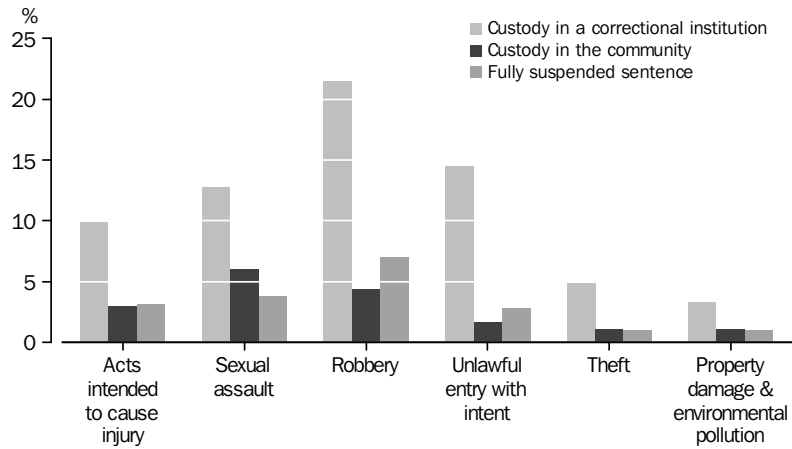
*Custodial orders*

Of the defendants convicted in the Children's Courts, 2,451 (8%) were sentenced to custodial orders. Defendants ordered to serve time in a correctional institution comprised 5% of all sentence outcomes, while defendants issued with fully suspended sentences and those sentenced to custody in the community accounted for 1% each.

One third (33% or 338) of defendants convicted of robbery were issued with custodial orders. Other offences with relatively high proportions of custodial sentences were sexual assault (23% or 60), unlawful entry with intent (19% or 689) and acts intended to cause injury (16% or 672). The majority of these defendants were sentenced to custody in a correctional institution.

*Custodial orders  
continued*

**DEFENDANTS PROVEN GUILTY, Custodial sentences by selected principal offence**



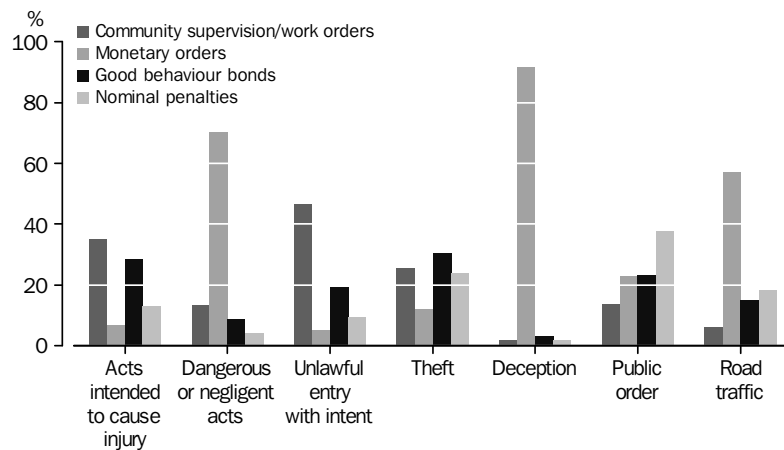
Convicted defendants in the Northern Territory were the most likely of any state or territory to be sentenced to custodial orders (29% or 123), followed by Tasmania (16% or 115) and New South Wales (14% or 893). Victoria and Queensland were the least likely to sentence convicted defendants to custodial orders (4% and 5% of all convicted defendants in those states respectively).

*Non-custodial orders*

Of the defendants convicted in the Children's Courts, 29,802 (92%) were sentenced to non-custodial orders. Defendants who had monetary orders imposed comprised 36% of all sentence outcomes, while defendants issued with community supervision or work orders accounted for 21% and those given good behaviour bonds 19%.

Monetary orders were more likely to be issued for defendants convicted of deception, or dangerous or negligent acts (92% and 70% respectively), than other sentences. Community supervision or work orders were the most common sentences for defendants convicted of unlawful entry with intent (46%), and acts intended to cause injury (35%).

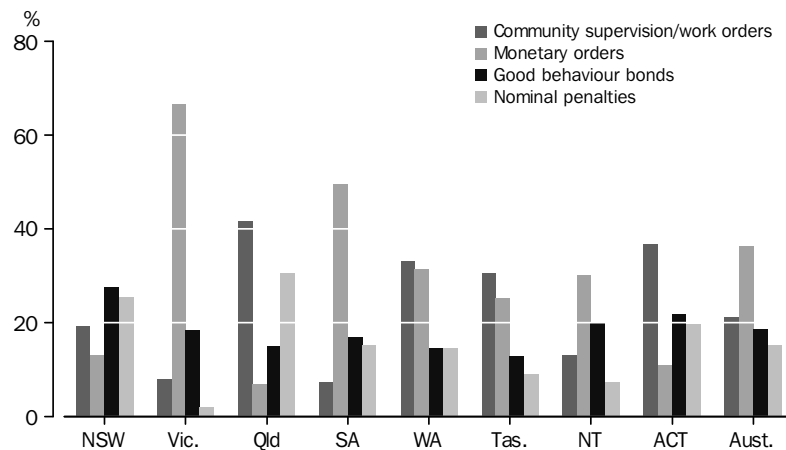
**DEFENDANTS PROVEN GUILTY, Selected non-custodial sentences by selected principal offence**



*Non-custodial orders  
continued*

In 2006-07, 67% (7,413) of convicted defendants in Victoria were sentenced with a monetary order, though this was largely due to the high number of fare evasions (see Explanatory Notes paragraph 57). Excluding defendants charged with fare evasion, the proportion sentenced with a monetary order was 32%. Community supervision or work orders were the most prevalent sentences in Queensland (42% of all sentences) and the Australian Capital Territory (38%), while good behaviour bonds were most common in New South Wales (28%). Half (50%) of all sentences issued to convicted defendants in South Australia were monetary orders.

**DEFENDANTS PROVEN GUILTY, Selected non-custodial sentences by states and territories**



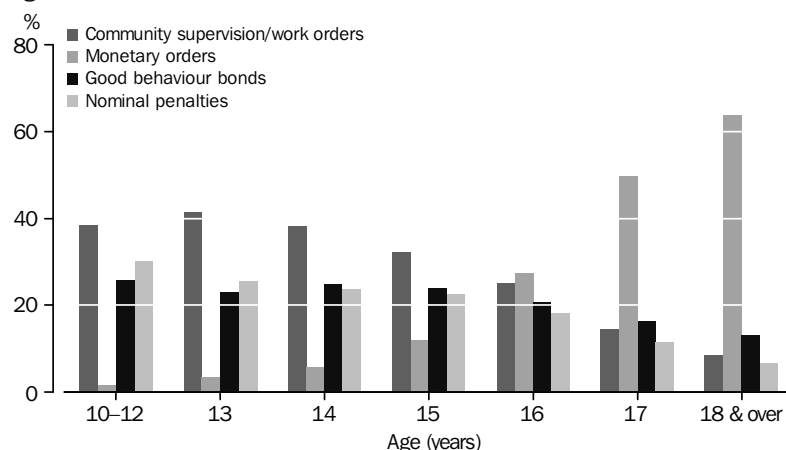
**Sex**

Of the 24,803 convicted male defendants, a third (33%) received a monetary order, while 23% received a community supervision or work order. Custodial orders were issued to 9% of male defendants. Convicted female defendants were more likely than males to receive a monetary order (46% compared with 33%). Custodial orders were imposed on 3% of all female defendants.

**Age**

The sentence issued to defendants convicted in the Children's Courts differed with the age of the defendant. Defendants aged 15 years at the time of finalisation were the most likely to receive a sentence of custody in a correctional institution (7% or 289), while those aged 10 to 12 years were the least likely (3% or 20).

**DEFENDANTS PROVEN GUILTY, Selected non-custodial sentences by age**



*Age continued*

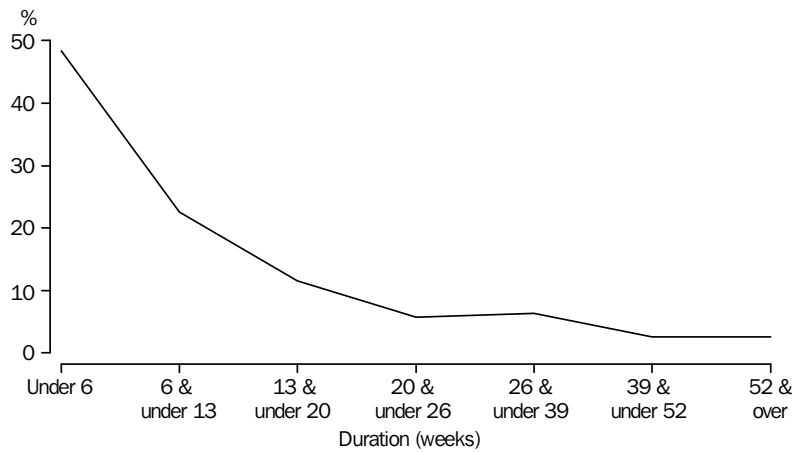
The proportion of convicted defendants receiving community supervision or work orders generally decreased with age, from 42% of 13 year old defendants to 8% of those aged 18 years or more. Older defendants were more likely to be sentenced with monetary orders; 64% of those aged 18 years and over received this order compared to 3% of 13 year olds.

**DURATION OF CASES  
ADJUDICATED**

The nature of the charges presented to the court, along with the process required to deal with the charges (which is affected by the type of plea), impact on the time required for a court to finalise a case. The duration is calculated from the date of initiation to finalisation of the case (see glossary for more information).

Just under half (48%) of the defendants charged in the Children's Court had their cases finalised in less than 6 weeks, while 5% of cases were finalised at 39 or more weeks.

**DEFENDANTS ADJUDICATED, Duration of cases finalised**



## 4.1 SUMMARY CHARACTERISTICS OF DEFENDANTS, Selected principal offence .....

	<i>Acts intended to cause injury</i>	<i>Unlawful entry with intent</i>	<i>Theft &amp; related offences</i>	<i>Deception &amp; related offences</i>	<i>Property damage &amp; environmental pollution</i>	<i>Public order offences</i>	<i>Road traffic &amp; motor vehicle regulatory offences</i>	<i>Other(a)</i>	<i>Total(b)</i>
.....									
NUMBER									
<b>Adjudicated outcomes</b>									
Acquitted	316	136	199	135	115	200	58	292	1 458
Proven guilty	4 192	3 619	4 294	6 364	2 032	2 783	3 143	5 888	32 328
<b>Total</b>	<b>4 508</b>	<b>3 755</b>	<b>4 493</b>	<b>6 499</b>	<b>2 147</b>	<b>2 983</b>	<b>3 201</b>	<b>6 180</b>	<b>33 786</b>
<b>Sentence outcomes</b>									
Custodial orders	672	689	301	30	110	42	33	574	2 451
Non-custodial orders	3 504	2 920	3 982	6 320	1 919	2 736	3 101	5 310	29 802
<b>Total(c)</b>	<b>4 192</b>	<b>3 619</b>	<b>4 294</b>	<b>6 364</b>	<b>2 032</b>	<b>2 783</b>	<b>3 143</b>	<b>5 888</b>	<b>32 328</b>
.....									
PROPORTION (%)									
<b>Adjudicated outcomes</b>									
Acquitted	7.0	3.6	4.4	2.1	5.4	6.7	1.8	4.7	4.3
Proven guilty	93.0	96.4	95.6	97.9	94.6	93.3	98.2	95.3	95.7
<b>Total</b>	<b>100.0</b>	<b>100.0</b>	<b>100.0</b>	<b>100.0</b>	<b>100.0</b>	<b>100.0</b>	<b>100.0</b>	<b>100.0</b>	<b>100.0</b>
<b>Sentence outcomes</b>									
Custodial orders	16.0	19.0	7.0	0.5	5.4	1.5	1.0	9.7	7.6
Non-custodial orders	83.6	80.7	92.7	99.3	94.4	98.3	98.7	90.2	92.2
<b>Total(c)</b>	<b>100.0</b>	<b>100.0</b>	<b>100.0</b>	<b>100.0</b>	<b>100.0</b>	<b>100.0</b>	<b>100.0</b>	<b>100.0</b>	<b>100.0</b>

(a) Includes Divisions 01, 03, 04, 05, 06, 10, 11, 15 & 16 of the ASOC (refer to Appendix 2).

(b) Includes defendants for whom offence data are missing or a principal offence could not be determined.

(c) Includes defendants for whom a principal sentence is unknown.

## 4.2 SUMMARY CHARACTERISTICS OF DEFENDANTS, States and territories .....

	NSW(a)	Vic.	Qld	SA	WA	Tas.	NT	ACT	Aust.
NUMBER									
<b>Defendants finalised</b>									
Males	6 712	9 453	5 649	2 357	6 016	696	515	311	31 709
Females	1 453	4 240	1 505	462	1 358	198	60	109	9 385
<b>Total(b)</b>	<b>8 165</b>	<b>13 693</b>	<b>7 157</b>	<b>2 819</b>	<b>7 435</b>	<b>894</b>	<b>575</b>	<b>420</b>	<b>41 158</b>
<b>Method of finalisation</b>									
Adjudicated outcomes									
Acquitted	680	383	90	5	66	134	89	11	1 458
Proven guilty	6 253	11 114	6 039	2 277	5 187	713	420	325	32 328
<b>Total</b>	<b>6 933</b>	<b>11 497</b>	<b>6 129</b>	<b>2 282</b>	<b>5 253</b>	<b>847</b>	<b>509</b>	<b>336</b>	<b>33 786</b>
Transfers to other court levels	203	15	384	56	43	11	14	7	733
Withdrawn by prosecution	1 022	2 181	643	390	453	35	50	65	4 839
Other(c)	7	—	3	91	1 686	—	—	12	1 799
<b>Total</b>	<b>8 165</b>	<b>13 693</b>	<b>7 159</b>	<b>2 819</b>	<b>7 435</b>	<b>893</b>	<b>573</b>	<b>420</b>	<b>41 157</b>
<b>Sentence outcomes</b>									
Custodial orders	893	482	317	181	307	115	122	34	2 451
Non-custodial orders	5 360	10 578	5 722	2 096	4 880	577	298	291	29 802
<b>Total(d)</b>	<b>6 253</b>	<b>11 114</b>	<b>6 039</b>	<b>2 277</b>	<b>5 187</b>	<b>713</b>	<b>420</b>	<b>325</b>	<b>32 328</b>
PROPORTION (%)									
<b>Defendants finalised</b>									
Males	82.2	69.0	78.9	83.6	80.9	77.9	89.9	74.0	77.0
Females	17.8	31.0	21.0	16.4	18.3	22.2	10.5	26.0	22.8
<b>Total(b)</b>	<b>100.0</b>	<b>100.0</b>	<b>100.0</b>	<b>100.0</b>	<b>100.0</b>	<b>100.1</b>	<b>100.3</b>	<b>100.0</b>	<b>100.0</b>
<b>Method of finalisation</b>									
Adjudicated outcomes									
Acquitted	8.3	2.8	1.3	0.2	0.9	15.0	15.5	2.6	3.5
Proven guilty	76.6	81.2	84.4	80.8	69.8	79.8	73.3	77.4	78.5
<b>Total</b>	<b>84.9</b>	<b>84.0</b>	<b>85.6</b>	<b>81.0</b>	<b>70.7</b>	<b>94.8</b>	<b>88.8</b>	<b>80.0</b>	<b>82.1</b>
Transfers to other court levels	2.5	0.1	5.4	2.0	0.6	1.2	2.4	1.7	1.8
Withdrawn by prosecution	12.5	15.9	9.0	13.8	6.1	3.9	8.7	15.5	11.8
Other(c)	0.1	—	—	3.2	22.7	—	—	2.9	4.4
<b>Total</b>	<b>100.0</b>	<b>100.0</b>	<b>100.0</b>	<b>100.0</b>	<b>100.0</b>	<b>100.0</b>	<b>100.0</b>	<b>100.0</b>	<b>100.0</b>
<b>Sentence outcomes</b>									
Custodial orders	14.3	4.3	5.2	7.9	5.9	16.1	29.0	10.5	7.6
Non-custodial orders	85.7	95.2	94.8	92.1	94.1	80.9	71.0	89.5	92.2
<b>Total(d)</b>	<b>100.0</b>	<b>100.0</b>	<b>100.0</b>	<b>100.0</b>	<b>100.0</b>	<b>100.0</b>	<b>100.0</b>	<b>100.0</b>	<b>100.0</b>

— nil or rounded to zero (including null cells)

(a) Refers to finalised appearances rather than finalised defendants in the Children's Court, resulting in a possible increase in the population counts (see Explanatory Note 13).

(b) Includes defendants with unknown sex.

(c) Includes defendants unfit to plead, defendants deceased, transfers to non-court agencies, and other non-adjudicated finalisations n.e.c.

(d) Includes defendants for whom a principal sentence is unknown.

**4.3**

## DEFENDANTS ADJUDICATED, Principal offence

	<i>no.</i>	<i>%</i>
Homicide and related offences	15	—
Acts intended to cause injury	4 508	13.3
Sexual assault and related offences	330	1.0
Dangerous or negligent acts endangering persons	1 741	5.2
Abduction and related offences	8	—
Robbery, extortion and related offences	1 108	3.3
Unlawful entry with intent	3 755	11.1
Theft and related offences		
Theft/illegal use of motor vehicle	1 429	4.2
Receiving or handling proceeds of crime	676	2.0
Other(a)	2 387	7.1
Total(b)	4 493	13.3
Deception and related offences		
Fare evasion	6 103	18.1
Other(c)	396	1.2
Total	6 499	19.2
Illicit drug offences	667	2.0
Weapons and explosives offences	446	1.3
Property damage and environmental pollution	2 147	6.4
Public order offences		
Disorderly conduct	2 548	7.5
Regulated public order offences	435	1.3
Total	2 983	8.8
Road traffic and motor vehicle regulatory offences		
Driving licence offences	1 966	5.8
Road vehicle registration and roadworthiness offences	197	0.6
Regulatory driving offences	1 002	3.0
Pedestrian offences	36	0.1
Total	3 201	9.5
Offences against justice procedures, gov't security and operations	951	2.8
Miscellaneous offences	914	2.7
<b>Total(d)</b>	<b>33 786</b>	<b>100.0</b>

— nil or rounded to zero (including null cells)

- (a) Includes Subdivisions 082 and 084 and Group 0813 (theft of motor vehicle parts or contents) of the ASOC (refer to Appendix 2).
- (b) Includes theft and related offences n.f.d.
- (c) Includes Subdivisions 092, 093, 094, 099 and Groups 0911 (cheque or credit card fraud), 0912 (make, use or possess equipment to make false/illegal financial instrument), 0913 (fraudulent trade practices), 0914 (prescription drug fraud), and 0919 (fraud n.e.c.) of the ASOC (refer to Appendix 2).
- (d) Includes defendants for whom offence data are missing or a principal offence could not be determined.

**4.4** DEFENDANTS ADJUDICATED, Principal offence by age .....

	10-12 years	13 years	14 years	15 years	16 years	17 years	18 years	19 years & over	Total(a)
NUMBER									
Homicide and related offences	—	—	—	—	3	5	5	3	16
Acts intended to cause injury	113	185	459	719	1 041	1 248	633	110	4 508
Sexual assault and related offences	5	13	40	48	66	84	46	28	330
Dangerous or negligent acts endangering persons	8	14	34	124	287	948	311	13	1 739
Abduction and related offences	3	—	—	—	—	—	—	—	3
Robbery, extortion and related offences	10	45	111	197	238	322	159	26	1 108
Unlawful entry with intent	202	264	546	727	820	681	307	208	3 755
Theft and related offences	149	299	629	872	1 076	915	451	102	4 493
Deception and related offences	5	13	71	249	1 064	2 264	2 653	180	6 499
Illicit drug offences	3	11	41	80	213	224	80	15	667
Weapons and explosives offences	10	17	53	79	113	119	48	6	448
Property damage and environmental pollution	85	128	252	403	511	475	247	46	2 147
Public order offences	61	111	284	518	891	780	300	36	2 981
Road traffic and motor vehicle regulatory offences	16	40	116	331	781	1 274	593	47	3 201
Offences against justice procedures, gov't security and operations	5	19	84	166	252	297	120	7	950
Miscellaneous offences	8	16	39	63	163	319	283	23	914
<b>Total(b)</b>	<b>686</b>	<b>1 175</b>	<b>2 762</b>	<b>4 579</b>	<b>7 522</b>	<b>9 960</b>	<b>6 239</b>	<b>853</b>	<b>33 782</b>
PROPORTION (%)									
Homicide and related offences	—	—	—	—	—	0.1	0.1	0.4	—
Acts intended to cause injury	16.5	15.7	16.6	15.7	13.8	12.5	10.1	12.9	13.3
Sexual assault and related offences	0.7	1.1	1.4	1.0	0.9	0.8	0.7	3.3	1.0
Dangerous or negligent acts endangering persons	1.2	1.2	1.2	2.7	3.8	9.5	5.0	1.5	5.1
Abduction and related offences	0.4	—	—	—	—	—	—	—	—
Robbery, extortion and related offences	1.5	3.8	4.0	4.3	3.2	3.2	2.5	3.0	3.3
Unlawful entry with intent	29.4	22.5	19.8	15.9	10.9	6.8	4.9	24.4	11.1
Theft and related offences	21.7	25.4	22.8	19.0	14.3	9.2	7.2	12.0	13.3
Deception and related offences	0.7	1.1	2.6	5.4	14.1	22.7	42.5	21.1	19.2
Illicit drug offences	0.4	0.9	1.5	1.7	2.8	2.2	1.3	1.8	2.0
Weapons and explosives offences	1.5	1.4	1.9	1.7	1.5	1.2	0.8	0.7	1.3
Property damage and environmental pollution	12.4	10.9	9.1	8.8	6.8	4.8	4.0	5.4	6.4
Public order offences	8.9	9.4	10.3	11.3	11.8	7.8	4.8	4.2	8.8
Road traffic and motor vehicle regulatory offences	2.3	3.4	4.2	7.2	10.4	12.8	9.5	5.5	9.5
Offences against justice procedures, gov't security and operations	0.7	1.6	3.0	3.6	3.4	3.0	1.9	0.8	2.8
Miscellaneous offences	1.2	1.4	1.4	1.4	2.2	3.2	4.5	2.7	2.7
<b>Total(b)</b>	<b>100.0</b>	<b>100.0</b>	<b>100.0</b>	<b>100.0</b>	<b>100.0</b>	<b>100.0</b>	<b>100.0</b>	<b>100.0</b>	<b>100.0</b>

— nil or rounded to zero (including null cells)

(a) Includes defendants with unknown age.

(b) Includes defendants for whom offence data are missing or a principal offence could not be determined.



## 4.5 DEFENDANTS ADJUDICATED, Sex and principal offence by adjudication type . . . . .

	<i>Acquitted</i>	<i>Proven guilty</i>	<i>Total</i>
MALES (no.)			
Homicide and related offences	7	4	11
Acts intended to cause injury	253	3 168	3 421
Sexual assault and related offences	65	257	322
Dangerous or negligent acts endangering persons	15	1 461	1 476
Abduction and related offences	—	4	4
Robbery, extortion and related offences	73	870	943
Unlawful entry with intent	128	3 262	3 390
Theft and related offences	158	3 240	3 398
Deception and related offences	73	3 748	3 821
Illicit drug offences	16	551	567
Weapons and explosives offences	7	399	406
Property damage and environmental pollution	100	1 705	1 805
Public order offences	174	2 273	2 447
Road traffic and motor vehicle regulatory offences	39	2 563	2 602
Offences against justice procedures, gov't security and operations	44	662	706
Miscellaneous offences	33	626	659
<b>Total(a)</b>	<b>1 190</b>	<b>24 803</b>	<b>25 993</b>

	<i>Acquitted</i>	<i>Proven guilty</i>	<i>Total</i>
MALES (%)			
Homicide and related offences	63.6	36.4	100.0
Acts intended to cause injury	7.4	92.6	100.0
Sexual assault and related offences	20.2	79.8	100.0
Dangerous or negligent acts endangering persons	1.0	99.0	100.0
Abduction and related offences	—	100.0	100.0
Robbery, extortion and related offences	7.7	92.3	100.0
Unlawful entry with intent	3.8	96.2	100.0
Theft and related offences	4.6	95.4	100.0
Deception and related offences	1.9	98.1	100.0
Illicit drug offences	2.8	97.2	100.0
Weapons and explosives offences	1.7	98.3	100.0
Property damage and environmental pollution	5.5	94.5	100.0
Public order offences	7.1	92.9	100.0
Road traffic and motor vehicle regulatory offences	1.5	98.5	100.0
Offences against justice procedures, gov't security and operations	6.2	93.8	100.0
Miscellaneous offences	5.0	95.0	100.0
<b>Total(a)</b>	<b>4.6</b>	<b>95.4</b>	<b>100.0</b>

— nil or rounded to zero (including null cells)

(a) Includes defendants for whom offence data are missing or a principal offence could not be determined.

## 4.5 DEFENDANTS ADJUDICATED, Sex and principal offence by adjudication type

*continued*

	<i>Acquitted</i>	<i>Proven guilty</i>	<i>Total</i>
.....			
FEMALES (no.)			
Homicide and related offences	—	4	4
Acts intended to cause injury	63	1 020	1 083
Sexual assault and related offences	—	7	7
Dangerous or negligent acts endangering persons	—	255	255
Abduction and related offences	—	3	3
Robbery, extortion and related offences	8	157	165
Unlawful entry with intent	8	351	359
Theft and related offences	41	1 048	1 089
Deception and related offences	62	2 616	2 678
Illicit drug offences	—	97	97
Weapons and explosives offences	—	37	37
Property damage and environmental pollution	15	326	341
Public order offences	26	503	529
Road traffic and motor vehicle regulatory offences	19	571	590
Offences against justice procedures, gov't security and operations	11	232	243
Miscellaneous offences	7	248	255
<b>Total(a)</b>	<b>263</b>	<b>7 478</b>	<b>7 741</b>
.....			
FEMALES (%)			
Homicide and related offences	—	100.0	100.0
Acts intended to cause injury	5.8	94.2	100.0
Sexual assault and related offences	—	100.0	100.0
Dangerous or negligent acts endangering persons	—	100.0	100.0
Abduction and related offences	—	100.0	100.0
Robbery, extortion and related offences	4.8	95.2	100.0
Unlawful entry with intent	2.2	97.8	100.0
Theft and related offences	3.8	96.2	100.0
Deception and related offences	2.3	97.7	100.0
Illicit drug offences	—	100.0	100.0
Weapons and explosives offences	—	100.0	100.0
Property damage and environmental pollution	4.4	95.6	100.0
Public order offences	4.9	95.1	100.0
Road traffic and motor vehicle regulatory offences	3.2	96.8	100.0
Offences against justice procedures, gov't security and operations	4.5	95.5	100.0
Miscellaneous offences	2.7	97.3	100.0
<b>Total(a)</b>	<b>3.4</b>	<b>96.6</b>	<b>100.0</b>

— nil or rounded to zero (including null cells)

(a) Includes defendants for whom offence data are missing or a principal offence could not be determined.

**4.5**

## DEFENDANTS ADJUDICATED, Sex and principal offence by adjudication type

*continued*

	<i>Acquitted</i>	<i>Proven guilty</i>	<i>Total</i>
TOTAL (no.) (a)			
Homicide and related offences	7	8	15
Acts intended to cause injury	316	4 192	4 508
Sexual assault and related offences	65	264	329
Dangerous or negligent acts endangering persons	15	1 725	1 740
Abduction and related offences	—	7	7
Robbery, extortion and related offences	81	1 027	1 108
Unlawful entry with intent	136	3 619	3 755
Theft and Related offences	199	4 294	4 493
Deception and related offences	135	6 364	6 499
Illicit drug offences	16	651	667
Weapons and explosives offences	7	436	443
Property damage and environmental pollution	115	2 034	2 149
Public order offences	200	2 783	2 983
Road traffic and motor vehicle regulatory offences	58	3 143	3 201
Offences against justice procedures, gov't security and operations	55	897	952
Miscellaneous offences	40	874	914
<b>Total (b)</b>	<b>1 453</b>	<b>32 331</b>	<b>33 784</b>
TOTAL (%) (a)			
Homicide and related offences	46.7	53.3	100.0
Acts intended to cause injury	7.0	93.0	100.0
Sexual assault and related offences	19.8	80.2	100.0
Dangerous or negligent acts endangering persons	0.9	99.1	100.0
Abduction and related offences	—	100.0	100.0
Robbery, extortion and related offences	7.3	92.7	100.0
Unlawful entry with intent	3.6	96.4	100.0
Theft and Related offences	4.4	95.6	100.0
Deception and related offences	2.1	97.9	100.0
Illicit drug offences	2.4	97.6	100.0
Weapons and explosives offences	1.6	98.4	100.0
Property damage and environmental pollution	5.4	94.6	100.0
Public order offences	6.7	93.3	100.0
Road traffic and motor vehicle regulatory offences	1.8	98.2	100.0
Offences against justice procedures, gov't security and operations	5.8	94.2	100.0
Miscellaneous offences	4.4	95.6	100.0
<b>Total (b)</b>	<b>4.3</b>	<b>95.7</b>	<b>100.0</b>

— nil or rounded to zero (including null cells)

(a) Includes defendants with unknown sex.

(b) Includes defendants for whom offence data are missing or a principal offence could not be determined.

**4.6** DEFENDANTS PROVEN GUILTY, Principal offence by principal sentence .....

CUSTODIAL ORDERS .....

	<i>Custody in a correctional institution</i>	<i>Custody in the community</i>	<i>Fully suspended sentence</i>	<i>Total</i>
--	--	---	---	--------------

NUMBER

Homicide and related offences	4	—	3	7
Acts intended to cause injury	417	125	130	672
Sexual assault and related offences	34	16	10	60
Dangerous or negligent acts endangering persons	30	13	8	51
Abduction and related offences	—	—	—	—
Robbery, extortion and related offences	221	45	72	338
Unlawful entry with intent	526	60	103	689
Theft and related offences	212	46	43	301
Deception and related offences	13	11	6	30
Illicit drug offences	18	8	9	35
Weapons and explosives offences	11	11	3	25
Property damage and environmental pollution	67	23	20	110
Public order offences	33	—	8	41
Road traffic and motor vehicle regulatory offences	12	6	15	33
Offences against justice procedures, gov't security and operations	14	6	4	24
Miscellaneous offences	13	11	9	33
<b>Total (a)</b>	<b>1 625</b>	<b>381</b>	<b>443</b>	<b>2 449</b>

PROPORTION (%)

Homicide and related offences	40.0	—	30.0	70.0
Acts intended to cause injury	9.9	3.0	3.1	16.0
Sexual assault and related offences	12.8	6.0	3.8	22.6
Dangerous or negligent acts endangering persons	1.7	0.8	0.5	3.0
Abduction and related offences	—	—	—	—
Robbery, extortion and related offences	21.5	4.4	7.0	32.9
Unlawful entry with intent	14.5	1.7	2.8	19.0
Theft and related offences	4.9	1.1	1.0	7.0
Deception and related offences	0.2	0.2	0.1	0.5
Illicit drug offences	2.8	1.2	1.4	5.4
Weapons and explosives offences	2.5	2.5	0.7	5.7
Property damage and environmental pollution	3.3	1.1	1.0	5.4
Public order offences	1.2	—	0.3	1.5
Road traffic and motor vehicle regulatory offences	0.4	0.2	0.5	1.0
Offences against justice procedures, gov't security and operations	1.6	0.7	0.4	2.7
Miscellaneous offences	1.5	1.3	1.0	3.8
<b>Total (a)</b>	<b>5.0</b>	<b>1.2</b>	<b>1.4</b>	<b>7.6</b>

— nil or rounded to zero (including null cells)

(a) Includes defendants for whom offence data are missing or a principal offence could not be determined.

## 4.6 DEFENDANTS PROVEN GUILTY, Principal offence by principal sentence *continued*

### NON-CUSTODIAL ORDERS

	Community supervision/ work orders	Monetary orders	Other non-custodial orders	Total	Total proven guilty(a)
NUMBER					
Homicide and related offences	3	—	—	3	10
Acts intended to cause injury	1 478	288	1 738	3 504	4 192
Sexual assault and related offences	139	4	62	205	265
Dangerous or negligent acts endangering persons	228	1 209	237	1 674	1 725
Abduction and related offences	4	—	—	4	4
Robbery, extortion and related offences	479	24	186	689	1 027
Unlawful entry with intent	1 682	195	1 043	2 920	3 619
Theft and related offences	1 104	525	2 353	3 982	4 294
Deception and related offences	129	5 829	362	6 320	6 364
Illicit drug offences	152	133	328	613	651
Weapons and explosives offences	107	70	236	413	438
Property damage and environmental pollution	607	350	962	1 919	2 032
Public order offences	385	640	1 711	2 736	2 782
Road traffic and motor vehicle regulatory offences	188	1 792	1 121	3 101	3 143
Offences against justice procedures, gov't security and operations	110	189	571	870	897
Miscellaneous offences	95	520	225	840	873
<b>Total(b)</b>	<b>6 893</b>	<b>11 768</b>	<b>11 142</b>	<b>29 803</b>	<b>32 329</b>

### PROPORTION (%)

Homicide and related offences	30.0	—	—	30.0	100.0
Acts intended to cause injury	35.3	6.9	41.5	83.6	100.0
Sexual assault and related offences	52.5	1.5	23.4	77.4	100.0
Dangerous or negligent acts endangering persons	13.2	70.1	13.7	97.0	100.0
Abduction and related offences	100.0	—	—	100.0	100.0
Robbery, extortion and related offences	46.6	2.3	18.1	67.1	100.0
Unlawful entry with intent	46.5	5.4	28.8	80.7	100.0
Theft and related offences	25.7	12.2	54.8	92.7	100.0
Deception and related offences	2.0	91.6	5.7	99.3	100.0
Illicit drug offences	23.3	20.4	50.4	94.2	100.0
Weapons and explosives offences	24.4	16.0	53.9	94.3	100.0
Property damage and environmental pollution	29.9	17.2	47.3	94.4	100.0
Public order offences	13.8	23.0	61.5	98.3	100.0
Road traffic and motor vehicle regulatory offences	6.0	57.0	35.7	98.7	100.0
Offences against justice procedures, gov't security and operations	12.3	21.1	63.7	97.0	100.0
Miscellaneous offences	10.9	59.6	25.8	96.2	100.0
<b>Total(b)</b>	<b>21.3</b>	<b>36.4</b>	<b>34.5</b>	<b>92.2</b>	<b>100.0</b>

— nil or rounded to zero (including null cells)

(a) Includes defendants for whom a principal sentence is unknown.

(b) Includes defendants for whom offence data are missing or a principal offence could not be determined.

**4.7** DEFENDANTS PROVEN GUILTY, Sex and principal sentence by age .....

	10-12 years	13 years	14 years	15 years	16 years	17 years	18 years	19 years & over	Total(a)
NUMBER									
<b>Males</b>									
Custodial orders									
Custody in a correctional institution	17	57	124	267	342	445	212	61	1 525
Custody in the community	—	—	27	43	89	120	54	5	338
Fully suspended sentence	4	8	18	45	90	106	101	26	398
Total	21	65	169	355	521	671	367	92	2 261
Non-custodial orders									
Community supervision/work orders	208	377	771	1 105	1 482	1 184	424	66	5 617
Monetary orders	8	31	112	372	1 393	3 420	2 705	243	8 284
Other non-custodial orders	303	414	957	1 524	2 156	2 137	882	209	8 585
Total	519	822	1 840	3 001	5 031	6 741	4 011	518	22 486
<b>Total(b)</b>	<b>540</b>	<b>890</b>	<b>2 012</b>	<b>3 360</b>	<b>5 558</b>	<b>7 429</b>	<b>4 386</b>	<b>622</b>	<b>24 800</b>
<b>Females</b>									
Custodial orders									
Custody in a correctional institution	3	3	14	22	32	14	8	8	104
Custody in the community	—	—	4	7	8	16	6	—	41
Fully suspended sentence	—	—	5	3	17	9	6	3	43
Total	3	3	23	32	57	39	20	11	188
Non-custodial orders									
Community supervision/work orders	35	89	234	304	324	198	67	10	1 261
Monetary orders	3	6	36	153	582	1 306	1 273	104	3 463
Other non-custodial orders	51	132	331	530	687	549	216	47	2 543
Total	89	227	601	987	1 593	2 053	1 556	161	7 267
<b>Total(b)</b>	<b>92</b>	<b>230</b>	<b>624</b>	<b>1 023</b>	<b>1 654</b>	<b>2 092</b>	<b>1 585</b>	<b>177</b>	<b>7 477</b>
<b>Defendants(c)</b>									
Custodial orders									
Custody in a correctional institution	20	60	138	289	374	459	220	69	1 629
Custody in the community	—	—	31	50	97	136	60	5	379
Fully suspended sentence	4	8	23	48	107	115	107	29	441
Total	24	68	192	387	578	710	387	103	2 449
Non-custodial orders									
Community supervision/work orders	243	469	1 009	1 409	1 810	1 382	491	76	6 889
Monetary orders	11	37	148	525	1 978	4 736	3 982	347	11 767
Other non-custodial orders	357	546	1 288	2 058	2 846	2 690	1 098	256	11 142
Total	611	1 052	2 445	3 992	6 634	8 808	5 571	679	29 798
<b>Total(b)</b>	<b>635</b>	<b>1 123</b>	<b>2 640</b>	<b>4 387</b>	<b>7 222</b>	<b>9 535</b>	<b>5 975</b>	<b>799</b>	<b>32 322</b>

— nil or rounded to zero (including null cells)

(a) Includes defendants with unknown age.

(b) Includes defendants for whom a principal sentence is unknown.

(c) Includes defendants with unknown sex.

## 4.7 DEFENDANTS PROVEN GUILTY, Sex and principal sentence by age *continued* . . . . .

	10-12 years	13 years	14 years	15 years	16 years	17 years	18 years	19 years & over	Total(a)
PROPORTION (%)									
<b>Males</b>									
Custodial orders									
Custody in a correctional institution	3.1	6.4	6.2	7.9	6.2	6.0	4.8	9.8	6.1
Custody in the community	—	—	1.3	1.3	1.6	1.6	1.2	0.8	1.4
Fully suspended sentence	0.7	0.9	0.9	1.3	1.6	1.4	2.3	4.2	1.6
<i>Total</i>	3.9	7.3	8.4	10.6	9.4	9.0	8.4	14.8	9.1
Non-custodial orders									
Community supervision/work orders	38.5	42.4	38.3	32.9	26.7	15.9	9.7	10.6	22.6
Monetary orders	1.5	3.5	5.6	11.1	25.1	46.0	61.7	39.1	33.4
Other non-custodial orders	56.1	46.5	47.6	45.4	38.8	28.8	20.1	33.6	34.6
<i>Total</i>	96.1	92.4	91.5	89.3	90.5	90.7	91.5	83.3	90.7
<b>Total(b)</b>	<b>100.0</b>	<b>100.0</b>	<b>100.0</b>	<b>100.0</b>	<b>100.0</b>	<b>100.0</b>	<b>100.0</b>	<b>100.0</b>	<b>100.0</b>
<b>Females</b>									
Custodial orders									
Custody in a correctional institution	3.3	1.3	2.2	2.2	1.9	0.7	0.5	4.5	1.4
Custody in the community	—	—	0.6	0.7	0.5	0.8	0.4	—	0.5
Fully suspended sentence	—	—	0.8	0.3	1.0	0.4	0.4	1.7	0.6
<i>Total</i>	3.3	1.3	3.7	3.1	3.4	1.9	1.3	6.2	2.5
Non-custodial orders									
Community supervision/work orders	38.0	38.7	37.5	29.7	19.6	9.5	4.2	5.6	16.9
Monetary orders	3.3	2.6	5.8	15.0	35.2	62.4	80.3	58.8	46.3
Other non-custodial orders	55.4	57.4	53.0	51.8	41.5	26.2	13.6	26.6	34.0
<i>Total</i>	96.7	98.7	96.3	96.5	96.3	98.1	98.2	91.0	97.2
<b>Total(b)</b>	<b>100.0</b>	<b>100.0</b>	<b>100.0</b>	<b>100.0</b>	<b>100.0</b>	<b>100.0</b>	<b>100.0</b>	<b>100.0</b>	<b>100.0</b>
<b>Defendants(c)</b>									
Custodial orders									
Custody in a correctional institution	3.1	5.3	5.2	6.6	5.2	4.8	3.7	8.6	5.0
Custody in the community	—	—	1.2	1.1	1.3	1.4	1.0	0.6	1.2
Fully suspended sentence	0.6	0.7	0.9	1.1	1.5	1.2	1.8	3.6	1.4
<i>Total</i>	3.8	6.1	7.3	8.8	8.0	7.4	6.5	12.9	7.6
Non-custodial orders									
Community supervision/work orders	38.3	41.8	38.2	32.1	25.1	14.5	8.2	9.5	21.3
Monetary orders	1.7	3.3	5.6	12.0	27.4	49.7	66.6	43.4	36.4
Other non-custodial orders	56.2	48.6	48.8	46.9	39.4	28.2	18.4	32.0	34.5
<i>Total</i>	96.2	93.7	92.6	91.0	91.9	92.4	93.2	85.0	92.2
<b>Total(b)</b>	<b>100.0</b>	<b>100.0</b>	<b>100.0</b>	<b>100.0</b>	<b>100.0</b>	<b>100.0</b>	<b>100.0</b>	<b>100.0</b>	<b>100.0</b>

— nil or rounded to zero (including null cells)

(a) Includes defendants with unknown age.

(b) Includes defendants for whom a principal sentence is unknown.

(c) Includes defendants with unknown sex.

## 4.8 DURATION FROM INITIATION TO FINALISATION, Selected principal offence .....

	<i>Under 6 weeks</i>	<i>6 &amp; under 13 weeks</i>	<i>13 &amp; under 20 weeks</i>	<i>20 &amp; under 26 weeks</i>	<i>26 &amp; under 39 weeks</i>	<i>39 &amp; under 52 weeks</i>	<i>52 weeks &amp; over</i>	<i>Total</i>
NUMBER								
Acquitted								
Acts intended to cause injury	25	46	70	51	73	29	22	316
Unlawful entry with intent	16	20	33	21	21	15	10	136
Theft and related offences	22	47	40	28	32	11	19	199
Deception and related offences	79	34	13	3	—	—	3	132
Property damage and environmental pollution	15	24	22	18	21	8	7	115
Public order offences	107	31	27	14	11	3	7	200
Road traffic and motor vehicle regulatory offences	14	17	11	3	7	6	—	58
Other(a)	34	48	53	26	70	31	30	292
<i>Total(b)</i>	<i>312</i>	<i>267</i>	<i>272</i>	<i>167</i>	<i>238</i>	<i>103</i>	<i>98</i>	<i>1 457</i>
Proven guilty								
Acts intended to cause injury	1 203	922	699	436	506	209	217	4 192
Unlawful entry with intent	1 468	824	510	267	299	136	115	3 619
Theft and related offences	2 145	869	509	242	289	116	124	4 294
Deception and related offences	3 801	1 822	489	135	86	15	16	6 364
Property damage and environmental pollution	995	397	258	120	156	46	60	2 032
Public order offences	1 753	482	249	106	107	49	37	2 783
Road traffic and motor vehicle regulatory offences	1 855	792	234	80	98	34	50	3 143
Other(a)	2 831	1 272	705	359	383	166	172	5 888
<i>Total(b)</i>	<i>16 055</i>	<i>7 380</i>	<i>3 653</i>	<i>1 748</i>	<i>1 924</i>	<i>774</i>	<i>794</i>	<i>32 328</i>
<b>Defendants adjudicated</b>	<b>16 367</b>	<b>7 647</b>	<b>3 925</b>	<b>1 915</b>	<b>2 162</b>	<b>877</b>	<b>892</b>	<b>33 785</b>
Transfers to other court levels	98	152	153	99	136	51	44	733
Withdrawn by prosecution	1 384	1 175	836	469	587	203	185	4 839
Other(c)	1 451	178	69	36	31	17	18	1 800
<b>Defendants finalised</b>	<b>19 300</b>	<b>9 152</b>	<b>4 983</b>	<b>2 519</b>	<b>2 916</b>	<b>1 148</b>	<b>1 139</b>	<b>41 157</b>

— nil or rounded to zero (including null cells)

(a) Includes Divisions 01, 03, 04, 05, 06, 10, 11, 15 & 16 of the ASOC (refer to Appendix 2).

(b) Includes defendants for whom offence data are missing or a principal offence could not be determined.

(c) Includes defendants unfit to plead, defendants deceased, transfers to non-court agencies, and other non-adjudicated finalisations n.e.c.



## 4.8 DURATION FROM INITIATION TO FINALISATION, Selected principal offence *continued*

	<i>Under 6 weeks</i>	<i>6 &amp; under 13 weeks</i>	<i>13 &amp; under 20 weeks</i>	<i>20 &amp; under 26 weeks</i>	<i>26 &amp; under 39 weeks</i>	<i>39 &amp; under 52 weeks</i>	<i>52 weeks &amp; over</i>	<i>Total</i>
PROPORTION (%)								
<b>Acquitted</b>								
Acts intended to cause injury	7.9	14.6	22.2	16.1	23.1	9.2	7.0	100.0
Unlawful entry with intent	11.8	14.7	24.3	15.4	15.4	11.0	7.4	100.0
Theft and related offences	11.1	23.6	20.1	14.1	16.1	5.5	9.5	100.0
Deception and related offences	59.8	25.8	9.8	2.3	—	—	2.3	100.0
Property damage and environmental pollution	13.0	20.9	19.1	15.7	18.3	7.0	6.1	100.0
Public order offences	53.5	15.5	13.5	7.0	5.5	1.5	3.5	100.0
Road traffic and motor vehicle regulatory offences	24.1	29.3	19.0	5.2	12.1	10.3	—	100.0
Other(a)	11.6	16.4	18.2	8.9	24.0	10.6	10.3	100.0
<i>Total(b)</i>	<i>21.4</i>	<i>18.3</i>	<i>18.7</i>	<i>11.5</i>	<i>16.3</i>	<i>7.1</i>	<i>6.7</i>	<i>100.0</i>
<b>Proven guilty</b>								
Acts intended to cause injury	28.7	22.0	16.7	10.4	12.1	5.0	5.2	100.0
Unlawful entry with intent	40.6	22.8	14.1	7.4	8.3	3.8	3.2	100.0
Theft and related offences	50.0	20.2	11.9	5.6	6.7	2.7	2.9	100.0
Deception and related offences	59.7	28.6	7.7	2.1	1.4	0.2	0.3	100.0
Property damage and environmental pollution	49.0	19.5	12.7	5.9	7.7	2.3	3.0	100.0
Public order offences	63.0	17.3	8.9	3.8	3.8	1.8	1.3	100.0
Road traffic and motor vehicle regulatory offences	59.0	25.2	7.4	2.5	3.1	1.1	1.6	100.0
Other(a)	48.1	21.6	12.0	6.1	6.5	2.8	2.9	100.0
<i>Total(b)</i>	<i>49.7</i>	<i>22.8</i>	<i>11.3</i>	<i>5.4</i>	<i>6.0</i>	<i>2.4</i>	<i>2.5</i>	<i>100.0</i>
<b>Defendants adjudicated</b>	<b>48.4</b>	<b>22.6</b>	<b>11.6</b>	<b>5.7</b>	<b>6.4</b>	<b>2.6</b>	<b>2.6</b>	<b>100.0</b>
Transfers to other court levels	13.4	20.7	20.9	13.5	18.6	7.0	6.0	100.0
Withdrawn by prosecution	28.6	24.3	17.3	9.7	12.1	4.2	3.8	100.0
Other(c)	80.6	9.9	3.8	2.0	1.7	0.9	1.0	100.0
<b>Defendants finalised</b>	<b>46.9</b>	<b>22.2</b>	<b>12.1</b>	<b>6.1</b>	<b>7.1</b>	<b>2.8</b>	<b>2.8</b>	<b>100.0</b>

— nil or rounded to zero (including null cells)

(a) Includes Divisions 01, 03, 04, 05, 06, 10, 11, 15 & 16 of the ASOC (refer to Appendix 2).

(b) Includes defendants for whom offence data are missing or a principal offence could not be determined.

(c) Includes defendants unfit to plead, defendants deceased, transfers to non-court agencies, and other non-adjudicated finalisations n.e.c.

## 4.9 DEFENDANTS ADJUDICATED, Principal offence by states and territories .....

	NSW(a)	Vic.	Qld	SA	WA	Tas.	NT	ACT	Aust.
NUMBER									
Homicide and related offences	5	—	—	—	5	—	3	—	13
Acts intended to cause injury	1 787	866	587	211	710	198	92	57	4 508
Sexual assault and related offences	80	72	78	19	62	7	11	—	329
Dangerous or negligent acts endangering persons	113	194	97	226	1 047	27	28	9	1 741
Abduction and related offences	6	—	3	—	3	—	—	—	12
Robbery, extortion and related offences	549	199	111	30	177	4	—	36	1 106
Unlawful entry with intent	866	570	1 084	175	808	96	137	19	3 755
Theft and related offences									
Theft/illegal use of motor vehicle	439	288	343	106	163	34	23	33	1 429
Receiving or handling proceeds of crime	229	85	206	41	63	13	8	31	676
Other(b)	534	630	657	152	308	74	8	24	2 387
Total	1 202	1 003	1 206	299	534	121	39	88	4 492
Deception and related offences									
Fare evasion	85	5 949	45	5	17	—	—	—	6 101
Other(c)	72	158	111	10	28	11	3	3	396
Total	157	6 107	156	15	45	11	3	3	6 497
Illicit drug offences	175	76	187	25	172	23	9	—	667
Weapons and explosives offences	47	177	89	46	58	3	15	11	446
Property damage and environmental pollution	572	449	533	189	311	62	16	15	2 147
Public order offences									
Disorderly conduct	593	421	951	152	352	58	16	5	2 548
Regulated public order offences	28	244	111	21	17	10	3	—	434
Total	621	665	1 062	173	369	68	19	5	2 982
Road traffic and motor vehicle regulatory offences	328	411	632	763	732	173	104	58	3 201
Offences against justice procedures, gov't security and operations	233	124	270	97	160	50	12	5	951
Miscellaneous offences	192	581	34	13	62	3	—	28	913
<b>Total (d)</b>	<b>6 933</b>	<b>11 497</b>	<b>6 129</b>	<b>2 281</b>	<b>5 255</b>	<b>846</b>	<b>505</b>	<b>334</b>	<b>33 780</b>

— nil or rounded to zero (including null cells)

(a) Refers to finalised appearances rather than finalised defendants in the Children's Court, resulting in a possible increase in the population counts (see Explanatory Note 13).

(b) Includes Subdivisions 082 and 084 and Group 0813 (theft of motor vehicle parts or contents) of the ASOC (refer to Appendix 2).

(c) Includes Subdivisions 092, 093, 094, 099 and Groups 0911 (cheque or credit card fraud), 0913 (fraudulent trade practices), 0914 (prescription drug fraud) and 0919 (fraud, n.e.c.) of the ASOC (refer to Appendix 2).

(d) Includes defendants for whom offence data are missing or a principal offence could not be determined.

## 4.9 DEFENDANTS ADJUDICATED, Principal offence by states and territories *continued*

	NSW(a)	Vic.	Qld	SA	WA	Tas.	NT	ACT	Aust.
PROPORTION (%)									
Homicide and related offences	0.1	—	—	—	0.1	—	0.6	—	—
Acts intended to cause injury	25.8	7.5	9.6	9.3	13.5	23.4	18.2	17.1	13.3
Sexual assault and related offences	1.2	0.6	1.3	0.8	1.2	0.8	2.2	—	1.0
Dangerous or negligent acts endangering persons	1.6	1.7	1.6	9.9	19.9	3.2	5.5	2.7	5.2
Abduction and related offences	0.1	—	—	—	0.1	—	—	—	—
Robbery, extortion and related offences	7.9	1.7	1.8	1.3	3.4	0.5	—	10.8	3.3
Unlawful entry with intent	12.5	5.0	17.7	7.7	15.4	11.3	27.1	5.7	11.1
<b>Theft and related offences</b>									
Theft/illegal use of motor vehicle	6.3	2.5	5.6	4.6	3.1	4.0	4.6	9.9	4.2
Receiving or handling proceeds of crime	3.3	0.7	3.4	1.8	1.2	1.5	1.6	9.3	2.0
Other(b)	7.7	5.5	10.7	6.7	5.9	8.7	1.6	7.2	7.1
<b>Total</b>	<b>17.3</b>	<b>8.7</b>	<b>19.7</b>	<b>13.1</b>	<b>10.2</b>	<b>14.3</b>	<b>7.7</b>	<b>26.3</b>	<b>13.3</b>
<b>Deception and related offences</b>									
Fare evasion	1.2	51.7	0.7	0.2	0.3	—	—	—	18.1
Other(c)	1.0	1.4	1.8	0.4	0.5	1.3	0.6	0.9	1.2
<b>Total</b>	<b>2.3</b>	<b>53.1</b>	<b>2.5</b>	<b>0.7</b>	<b>0.9</b>	<b>1.3</b>	<b>0.6</b>	<b>0.9</b>	<b>19.2</b>
<b>Illicit drug offences</b>	<b>2.5</b>	<b>0.7</b>	<b>3.1</b>	<b>1.1</b>	<b>3.3</b>	<b>2.7</b>	<b>1.8</b>	<b>—</b>	<b>2.0</b>
<b>Weapons and explosives offences</b>	<b>0.7</b>	<b>1.5</b>	<b>1.5</b>	<b>2.0</b>	<b>1.1</b>	<b>0.4</b>	<b>3.0</b>	<b>3.3</b>	<b>1.3</b>
<b>Property damage and environmental pollution</b>	<b>8.3</b>	<b>3.9</b>	<b>8.7</b>	<b>8.3</b>	<b>5.9</b>	<b>7.3</b>	<b>3.2</b>	<b>4.5</b>	<b>6.4</b>
<b>Public order offences</b>									
Disorderly conduct	8.6	3.7	15.5	6.7	6.7	6.9	3.2	1.5	7.5
Regulated public order offences	0.4	2.1	1.8	0.9	0.3	1.2	0.6	—	1.3
<b>Total</b>	<b>9.0</b>	<b>5.8</b>	<b>17.3</b>	<b>7.6</b>	<b>7.0</b>	<b>8.0</b>	<b>3.8</b>	<b>1.5</b>	<b>8.8</b>
<b>Road traffic and motor vehicle regulatory offences</b>	<b>4.7</b>	<b>3.6</b>	<b>10.3</b>	<b>33.5</b>	<b>13.9</b>	<b>20.4</b>	<b>20.6</b>	<b>17.4</b>	<b>9.5</b>
<b>Offences against justice procedures, gov't security and operations</b>	<b>3.4</b>	<b>1.1</b>	<b>4.4</b>	<b>4.3</b>	<b>3.0</b>	<b>5.9</b>	<b>2.4</b>	<b>1.5</b>	<b>2.8</b>
<b>Miscellaneous offences</b>	<b>2.8</b>	<b>5.1</b>	<b>0.6</b>	<b>0.6</b>	<b>1.2</b>	<b>0.4</b>	<b>—</b>	<b>8.4</b>	<b>2.7</b>
<b>Total(d)</b>	<b>100.0</b>	<b>100.0</b>	<b>100.0</b>	<b>100.0</b>	<b>100.0</b>	<b>100.0</b>	<b>100.0</b>	<b>100.0</b>	<b>100.0</b>

— nil or rounded to zero (including null cells)

(a) Refers to finalised appearances rather than finalised defendants in the Children's Court, resulting in a possible increase in the population counts (see Explanatory Note 13).

(b) Includes Subdivisions 082 and 084 and Group 0813 (theft of motor vehicle parts or contents) of the ASOC (refer to Appendix 2).

(c) Includes Subdivisions 092, 093, 094, 099 and Groups 0911

(cheque or credit card fraud), 0913 (fraudulent trade practices), 0914 (prescription drug fraud) and 0919 (fraud, n.e.c.) of the ASOC (refer to Appendix 2).

(d) Includes defendants for whom offence data are missing or a principal offence could not be determined.

## EXPLANATORY NOTES .....

### INTRODUCTION

**1** This publication presents information on the characteristics of defendants dealt with by Australian state and territory criminal courts. This includes information on the offences and sentences associated with those defendants. Refer to Explanatory Notes paragraphs 38-42 for further information.

**2** Information relates to the criminal jurisdiction of the Higher (Supreme and Intermediate), Magistrates' and Children's Courts in each state and territory. The criminal jurisdiction of the courts includes the trial and sentencing of persons and organisations charged with criminal offences in Australia.

**3** Given the high degree of conceptual complexity in the operation of the courts systems in Australia, and the variation in the capacity of the states and territories to supply statistical information, this publication presents results from several development stages of this collection. Information relating to criminal cases heard in the Higher (Supreme and Intermediate) Courts has been available since the mid 1990's. Information about defendants finalised in the Magistrates' Courts is available from 2003-04 onwards. Information about defendants finalised in the Children's Courts is available nationally for the first time from 2006-07. Experimental data were available from 2004-05.

### DATA SOURCE

**4** National statistics are derived from data about each defendant provided to the ABS by the state and territory agencies responsible for courts administration. The ABS receives data directly from these agencies in all states and territories except for Queensland (where data are supplied via the Office of Economic and Statistical Research), and New South Wales (where data are supplied via the Bureau of Crime Statistics and Research).

**5** In order to ensure consistency between the states and territories, the statistics have been compiled according to national standards and classifications. Standardisation of data requires the states and territories to provide data coded according to national classifications and standards. For more information refer to paragraphs 20-21 of the Explanatory Notes.

### SCOPE

**6** The scope of the statistics in this publication includes all defendants who have been finalised in either the Higher, Magistrates' or Children's Courts.

**7** The criminal courts collection is limited to defendants finalised. The numbers of defendants finalised can be impacted by the use of diversionary programs that can be initiated by police and other agencies (pre-court) and/or by the courts themselves as part of the court process. Given a major part of the juvenile justice system is to divert young people away from the more formal justice system, the use of diversionary schemes are likely to be used more often in the Children's Courts. The types of pre-court programs include (but are not limited to) warnings (both informal and formal), cautions, police drug diversions and conferencing.

**8** A number of court programs relate to the transfer of defendants to drug and other specialist courts (these defendants are considered finalised in the courts that recommended the transfer), and those court programs where the defendant returns to the court that requested the transfer upon completion of the program. Generally, the latter are grouped into two types of programs, 'pre-adjudication' (initiated prior to hearing the facts of a case) and 'post-adjudication' (initiated once the defendant is found

SCOPE *continued*

guilty or the defendant has entered a plea of guilty, but prior to sentencing). In addition, there are also court programs where a referral is used as a sentencing outcome.

**9** The geographic definition of Australia, as used by the ABS, includes Other Territories (OT). However, these territories are generally out of scope for ABS collections. For the Criminal Courts data, defendants in Higher, Magistrates' and Children's Courts cases heard in the criminal courts on Cocos (Keeling) Islands and Christmas Island are included in the counts for Western Australia, where applicable. Defendants in Jervis Bay Territory are not included in any counts in this publication.

*Higher Courts*

**10** Data includes defendants finalised in the original jurisdiction of the Supreme and Intermediate Criminal Courts. Children treated as adults by the courts are included in the collection.

*Magistrates' Courts*

**11** Data includes defendants finalised in the original jurisdiction of the Magistrates' Criminal Courts. Children treated as adults by the courts are included in the collection.

**12** These data include defendants finalised (i.e. a person for whom all charges have been formally completed so that the defendant ceases to be an item of work to be dealt with) in the Magistrates' Courts for all states and territories except New South Wales whose data represents finalised appearances. Therefore, where charges were finalised at different court appearances in the same case for a defendant in New South Wales, these were counted as finalised defendants at each appearance rather than being aggregated as a single finalised defendant at the latest charge finalisation date. This may result in increased counts for New South Wales.

*Children's Courts*

**13** Data includes defendants finalised in the original jurisdiction of the Children's Criminal Courts with the exception of New South Wales whose data represents finalised appearances. See Explanatory Note 12.

**14** In all states and territories, children aged under 10 years cannot be charged with a criminal offence. The maximum age that defendants are considered a child or juvenile is under the age of 18 years in all states and territories, except Queensland. In Queensland, defendants are considered adults if aged 17 years and over at the time the offence was committed.

**15** Some examples of court initiated programs include:

- Victoria - Group Conference, Ropes Program
- Queensland - Youth Justice Conferencing, Illicit Drug Court Diversion Program
- South Australia - Family conferences, Youth CARDS (Court Assessment and Referral Drug Scheme)
- Western Australia - Juvenile Justice Teams, Drug Court
- Tasmania - Court Ordered Community Conference
- Australian Capital Territory - Restorative Justice.

*Exclusions*

**16** The Higher, Magistrates' and Children's Courts data exclude cases heard in the criminal jurisdiction of the courts which do not require the adjudication of charges (e.g. bail reviews and applications to amend sentences or penalties). Also excluded are breach of bail or parole cases, appeal cases, tribunal matters and defendants for whom a bench warrant is issued but not executed.

**17** The Magistrates' Courts data exclude defendants finalised in the Drug Courts, Electronic Courts, Fine Recovery Units, Family Violence Courts and Indigenous Courts.

**18** The Children's Courts data exclude defendants finalised in the Drug Courts, Electronic Courts, Fine Recovery Units, Family Violence Courts and Indigenous Courts.

REFERENCE PERIOD	<b>19</b> The statistics in this collection relate to defendants who had criminal cases finalised within the Higher, Magistrates' and Children's Courts during the reference period 1 July 2006 to 30 June 2007.
CLASSIFICATIONS	<p><b>20</b> The main national classifications used to collect and produce data on defendants in the Criminal Courts are:</p> <ul style="list-style-type: none"> <li>■ Method of Finalisation (see Appendix 1)</li> <li>■ Australian Standard Offence Classification (ASOC) 1997 (refer to paragraphs 22-23 of the Explanatory Notes and Appendix 2)</li> <li>■ National Offence Index (NOI) (refer to paragraphs 24-25 of the Explanatory Notes and Appendix 3)</li> <li>■ Sentence Type (refer to paragraph 42 of the Explanatory Notes and Appendix 4).</li> </ul> <p><b>21</b> The classifications provide a framework for classifying criminal court information for statistical purposes, promoting data that are compiled on a consistent basis across states and territories. The classifications have a hierarchical structure and therefore allow for different levels of detail to be recorded depending on the level of detail in the source information. Associated with each classification are coding rules which ensure that the counting of information is consistent across states and territories.</p>
<i>Australian Standard Offence Classification (ASOC)</i>	<p><b>22</b> The ASOC provides a uniform national classificatory framework for classifying offences across Australia.</p> <p><b>23</b> Offence data have been coded to the ASOC on the basis of mappings of state/territory legislative codes undertaken by various agencies within those states and territories.</p>
<i>National Offence Index (NOI)</i>	<p><b>24</b> The National Offence Index (see Appendix 3) is a ranking of all ASOC Groups and selected supplementary ASOC codes (ASOC Divisions and/or ASOC Subdivisions). This ranking is based on the concept of seriousness, with a ranking of 1 relating to the ASOC code containing the most serious offence.</p> <p><b>25</b> The assumptions and rules underpinning the NOI, in particular defining 'offence seriousness' and the impact of this definition on the ranking of offences, need to be considered when using the principal offence data in this publication. However, it is important to note that these technical issues are only of practical significance where a choice must be made between output categories (see paragraph 41). For example, although some sexual assault and related offences are ranked ahead of illicit drug and related offences, they are unlikely to co-occur. For further information regarding the development of the NOI please refer to Appendix 5 in Criminal Courts, Australia, 2001-02 (cat. no. 4513.0).</p>
NATIONAL CRIMINAL COURTS DATA DICTIONARY	<b>26</b> A data dictionary is an agreed set of classifications and standards that is accepted as the authoritative source for a particular area of statistics. The <i>National Criminal Courts Data Dictionary, Version 1, 2005</i> (cat. no. 4527.0) has been developed by the National Criminal Courts Statistics Unit (NCCSU) of the ABS in collaboration with key stakeholders. It is a reference document which defines national data items and outlines methods for the use of 27 data elements and concepts that underpin the ABS and Council of Australian Governments (COAG) criminal courts collections. Version 1 of the data dictionary relates to the Higher and Magistrates' Criminal Courts. The National Criminal Courts Data Dictionary can be accessed via the ABS website.
COUNTING METHODOLOGY <i>Counting unit</i>	<b>27</b> The principal counting unit for the Criminal Courts collection is a defendant. A defendant is a person or organisation against whom one or more criminal charges have been laid and which are heard together as the one unit of work by a court at a particular level. It should be noted that the Criminal Courts collection does not enumerate unique persons or organisations. If a person or organisation is a defendant in a number of

*Counting unit continued*

criminal cases finalised within the courts during the reference period, this person or organisation will be counted more than once within that reference period.

*Method of finalisation*

**28** Method of finalisation describes how a criminal charge is concluded by a criminal court level. For the purposes of the Criminal Courts collection, one method of finalisation is applied to each defendant within the Higher, Magistrates' and Children's Courts.

**29** Prior to 2002-03, a bench warrant issued was considered a method of finalisation. From the 2002-03 reference period, this is no longer considered a method of finalisation for a defendant in the Higher Courts. This is treated as a continuation of a defendant's case and will impact on the duration of that case i.e. time elapsed from date of initiation to date of finalisation. This aligns with the Magistrates' Courts and Children's Courts collections which do not include a bench warrant issued as a method of finalisation. Once a bench warrant has been executed and the outstanding (and new) charges have been determined, the defendant is regarded as being finalised (by a method of finalisation other than a bench warrant being issued) and is included in data for the relevant reference period in which the defendant is finalised.

**30** Defendants who are referred to a Mental Health Review Tribunal (e.g. for determination of fitness for trial) are not considered to be finalised.

*Transfer between Higher Court levels*

**31** Defendants who transfer from one Higher Court level to another are considered as initiated only once (in the level they first entered) and finalised only once (from the level they finally left).

*Transfer between Magistrates' and Higher Court levels*

**32** Defendants who transfer from the Magistrates' Court level to the Higher Court level are considered as initiated twice (once in each of these levels) and finalised twice (once in each level). Defendants may have some charges finalised in the Magistrates' Courts whilst other charges are committed to the Higher Courts. A defendant in this situation would be counted in the Magistrates' Courts data and the Higher Courts data.

*Transfers between the Children's Courts and the Magistrates' or Higher Courts*

**33** Defendants who transfer between the Children's Courts and the Magistrates' or Higher Courts are considered to be initiated and finalised in each court level where they appear.

*Higher Courts*

**34** Where a defendant finalised in a Higher Court has multiple charges and these have different methods of finalisation, the defendant method of finalisation code is determined by the following order of precedence:

- defendant deceased
- unfit to plead
- not guilty by reason of mental illness/condition
- guilty finding by court
- charge proven n.f.d.
- guilty plea by defendant
- acquitted by court
- charge unproven n.f.d.
- charge unproven n.e.c.
- transfer from a Higher Court to a Magistrates' Court
- other transfer between court levels n.e.c.
- transfer to non-court agency
- withdrawn by the prosecution
- other non-adjudicated finalisation n.e.c.
- unknown/not stated.

*Magistrates' Courts*

**35** Where a defendant finalised in a Magistrates' Court has multiple charges and these have different methods of finalisation, the defendant method of finalisation code is determined by the following order of precedence:

- defendant deceased
- unfit to plead
- not guilty by reason of mental illness/condition
- guilty finding by court
- charge proven n.f.d.
- guilty plea by defendant
- guilty ex-parte
- acquitted by court
- charge unproven n.f.d.
- no case to answer at committal
- charge unproven n.e.c.
- committed for trial
- transfer from a Magistrates' Court to a Higher Court n.f.d.
- committed for sentence
- transfer from a Magistrates' Court to a Higher Court n.e.c.
- other transfer between court levels n.e.c.
- transfer to non-court agency
- withdrawn by the prosecution
- other non-adjudicated finalisation n.e.c.
- unknown/not stated.

*Children's Courts*

**36** Where a defendant finalised in a Children's Court has multiple charges and these have different methods of finalisation, the defendant method of finalisation code is determined by the following order of precedence:

- defendant deceased
- unfit to plead
- not guilty by reason of mental illness/condition
- guilty finding by court
- charge proven n.f.d.
- guilty plea by defendant
- guilty ex-parte
- acquitted by court
- charge unproven n.f.d.
- no case to answer at committal
- charge unproven n.e.c.
- committed for trial
- transfer from a Children's Court to a Higher court n.f.d.
- committed for sentence
- transfer from a Children's Court to a Higher court n.e.c.
- transfer from a Children's Court to a Magistrates' Court
- other transfer between court levels n.e.c.
- transfer to non-court agency
- withdrawn by the prosecution
- other non-adjudicated finalisation n.e.c.
- unknown/not stated.

*Merging counting units*

**37** Where a person or organisation is a defendant in more than one case, and their cases are finalised on the same date, in the same court level and in the same court location, their defendant records will be merged and counted as a single defendant record. This merging rule is used for defendants finalised in the Higher, Magistrates' and Children's Courts.



*Principal offence adjudicated*

**38** Principal offence is only calculated for adjudicated defendants. Charges considered for the purpose of determining the principal offence are only those charges that have an adjudicated method of finalisation (i.e. where the defendant has pleaded guilty or the court has made a decision as to whether or not the defendant is guilty). Principal offence for charges that have been transferred to another level of court, and those that are withdrawn or dealt with by some other non-adjudicated method is not available.

**39** For a defendant who has a method of finalisation of proven guilty (resulting from a guilty verdict, guilty plea or guilty ex-parte), the principal offence is selected from the charge(s) proven guilty (i.e. acquitted charges are not considered). For a defendant who has a method of finalisation of acquitted, the principal offence is selected from the charge(s) acquitted.

**40** Where a defendant has a single proven guilty or acquitted charge, the principal offence is the relevant ASOC code (see paragraphs 22-23) associated with the adjudicated charge.

**41** Where a defendant has a method of finalisation of proven guilty with multiple charges proven guilty, or where a defendant has a method of finalisation of acquitted with multiple charges acquitted, the principal offence is selected by applying the National Offence Index (see paragraphs 24-25). The principal offence is determined as the adjudicated charge with the highest ranked ASOC Group in the Index. Where the defendant has an adjudicated charge but is unable to receive an Index ranking (due to missing offence information or the offence is mapped to an ASOC code that is not included in the Index) the principal offence is coded to 'not able to be determined'.

*Principal sentence*

**42** Within this publication, defendants who are proven guilty have sentence information reported against them at the defendant level. This is usually, though not necessarily, the sentence associated with the principal offence. A defendant can receive a single sentence for a single offence proven guilty, a single sentence for multiple offences proven guilty, multiple sentences for multiple offences proven guilty and/or multiple sentences assigned to the one offence proven guilty. Where a defendant has multiple sentences, the principal sentence is selected by applying the hierarchy of the Sentence Type Classification (see Appendix 4).

## COMPARABILITY

**43** Caution should be exercised when comparing 2006-07 Children's Courts data to earlier years as data prior to this period was deemed experimental and may not be strictly comparable.

**44** The Criminal Courts collection has been designed to facilitate comparisons over time and across states and territories through the application of common national statistical standards. However, some legislative and processing differences may limit the degree to which the statistics are comparable across the states and territories. Differences may also arise as a result of other factors, including refinements in data quality procedures and modifications in the systems used to obtain and compile the figures. See paragraphs 55-78 for specific state and territory issues.

## REVISIONS

**45** Queensland data for all court levels for 2005-06 have been revised. Caution should be taken when making comparisons of data prior to 2005-06 (see paragraph 62).

## COMPARISONS TO NON-ABS SOURCES

**46** Due to differing scope and counting rules the data in this publication may not be comparable to data published in other national and state/territory publications.

*Report on Government Services*

**47** The Report on Government Services, commissioned by the Council of Australian Governments (COAG), was established to provide information on the performance of Australian and state and territory government services. The Report releases data annually on the efficiency and effectiveness of the administration of the courts, sourcing data

*Report on Government  
Services continued*

from the Court Administration Data Collection (CADC) on a financial year basis. It does not release data on the outcomes of the judicial process.

**48** The focus of the CADC is on the administration of the courts, including workload and financial information, while the ABS criminal courts collection has a social theme, painting a picture of the characteristics of defendants, including information on the offences and sentence types associated with those defendants. Whilst the classifications and standards for both collections are the same, some of the counting rules are different.

#### FINALISED DEFENDANT

**49** For both collections a finalised defendant is defined as follows: 'A person or organisation for which all charges relating to the one case have been formally completed so that the defendant ceases to be an item of work to be dealt with by the courts.' Within the ABS criminal courts collection, data are further aggregated to create a 'merged finalised defendant'. The rule is: if a defendant has more than one case, which is finalised on the same date in the same court level and in the same court location, their defendant records will be merged and counted as a single defendant record. This method of aggregation lowers the count of finalised defendants and increases duration statistics in comparison to the CADC.

#### TRANSFERS BETWEEN INTERMEDIATE AND SUPREME COURT LEVELS

**50** For the ABS criminal courts collection, defendants who transfer from one higher court level to another are considered to be finalised in the court level they have left and initiated in the new court level they have entered. However, for the purposes of output, defendants who transfer from one higher court level to another (e.g. from an Intermediate Court to a Supreme Court), will be considered as initiated only once (in the level they first entered) and finalised only once (from the level they finally left).

**51** For both collection and output purposes, the CADC counts defendants who transfer between higher court levels as finalised in the court level they left and initiated in the new court level they have entered.

#### DURATION

**52** The ABS criminal courts collection calculates duration for a defendant as the time taken in days from the date of initiation to the date of finalisation  
i.e. Duration = Date of Finalisation - Date of Initiation + 1.

**53** From 2004 the CADC has introduced the backlog index which is calculated using the duration of active pending matters. The formula used is as follows:  
No. of cases older than applicable reporting standard x 100 / Total pending caseload

#### STATE/TERRITORY EVENTS / SPECIFIC ISSUES

##### *New South Wales*

**54** The following information highlights events or processes unique to a state/territory that may have an impact on the data for this collection. This may include information on recording practices and changes to legislation supplied by each state/territory.

**55** Prior to 2006-07, defendants discharged under the Mental Health (Criminal Procedure) Act 1990 were included in the non-adjudicated population as 'unfit to plead'. Defendants with this method of finalisation are now correctly appearing as acquitted 'by reason of mental illness/condition' from 2006-07. Therefore, the number of acquittals prior to 2006-07 were undercounted for New South Wales and the number of other non-adjudicated finalisations were overstated. In 2006-07, 1,501 (21%) of the acquitted defendants were finalised through discharge for mental health reasons.

##### *Victoria*

**56** For the first time in 2006-07, data on principal offence in the Magistrates' and Children's Courts of Victoria have been provided based on the standard national counting rules. Prior to this, principal offence has been calculated using the main charge at initiation, rather than at finalisation. While the differences are expected to be minimal,

*Victoria continued*

some caution should be used in making comparisons of small data movements between 2005-06 and 2006-07.

**57** Deception and related offences includes fare evasions processed through the Children's courts. Victoria processed a large number of backlogs of fare evasions through the Children's Court during 2006-07, resulting in a higher number of finalised defendants. Approximately 5,900 finalised defendants had a principal offence of fare evasion in 2006-07. From 2007-08 most fare evasions are expected to be dealt with in a new Children and Young Persons Infringement Notice System (CAYPINS) rather than through the Children's Courts.

**58** Errors were encountered in some data prior to 2005-06, resulting in changes to the application of some national counting rules. These changes caused some minor movements in the principal offence data item in the 2005-06 data and therefore historical comparisons should be made with caution. In particular, abduction and related offences are overcounted prior to 2005-06.

**59** From July 2005 the Children and Young Persons (Age Jurisdiction) Act 2004 was implemented increasing the age jurisdiction of the Criminal Division of the Children's Court from 17 years to 18 years. The definition of a child was amended as follows: 'in the case of a person who is alleged to have committed an offence, a person who at the time of the alleged commission of the offence was under the age of 18 years, but of or above the age of 10 years, but does not include any person who is of or above the age of 19 years when a proceeding for the offence is commenced in the Court'. This change led to an increase in the number of defendants heard in the Children's Courts and a decrease in the number of defendants heard in the Magistrates' Courts

**60** Offence and sentence data for adjudicated defendants in the Higher Courts were derived from two sources. For defendants with offences proven guilty, the offence and sentence information was derived from the Higher Courts sentencing database. These data were then matched to the defendant records obtained from the primary source (courts listing system) for Victorian data. There is incomplete coverage of defendants proven guilty in the Victorian Higher Courts sentencing database, therefore offence details for some defendants are unavailable.

*Queensland*

**61** An error in the calculation of duration in the Queensland Higher Courts data was identified and the method corrected to comply with national counting rules. Duration data for Queensland prior to 2006-07 are not comparable as the calculation used resulted in shorter durations.

**62** During 2004-05, Queensland's finalised defendant populations for the Higher, Magistrates' and Children's Criminal Courts were undercounted. This small undercount occurred due to an internal business process that resulted in a lag in the verification of finalised defendant records included in data supplied for the ABS publication. Revised 2004-05 data for Queensland was included in the 2005-06 publication. It is likely that data published prior to 2004-05 for Queensland also contains an undercount. The size of undercount in prior years is unknown. As a result, caution should be taken when making historical comparisons with 2004-05 and 2005-06 data.

**63** Due to a change in business processes 'assault police' and 'resist/hinder police' offences are not able to be disaggregated in the 2004-05 revised and 2005-06 Magistrates' Criminal Courts data for Queensland. Where a defendant was adjudicated after February 2005 for either an assault police offence or a resist or hinder police officer offence, the offence level ASOC codes for both these offences were coded to ASOC group 1522 (resist or hinder police officer or justice official). Assault police should be recorded in ASOC Division 2. This has resulted in a slight undercount of defendants with offences coded to ASOC Division 2 and a slight overcount in ASOC Division 15 for Queensland 2004-05 revised data.

*Queensland continued*

**64** During 2005-06, a review of local processes used to compile data for the ABS was undertaken. As a result, some errors were identified in the application of counting rules and local offence code mappings to the ASOC. These anomalies were rectified in the 2004-05 data. Historical comparisons prior to 2004-05 should be made with caution, particularly for principal offence.

**65** From July 2004 to February 2005, suspended sentences in the Higher Courts relating to Cairns, Townsville, Rockhampton and Brisbane were incorrectly categorised as imprisonment orders leading to imprisonment with a determined term being overstated and fully suspended sentences being understated.

**66** Prior to January 2005, some suspended sentences were incorrectly categorised as imprisonment orders leading to imprisonment with a determined term being overstated and fully suspended sentences being understated in the Magistrates' Courts.

*South Australia*

**67** For 2006-07, there has been an increase in the number of sexual assault cases heard within the District Court. The Mulligan Inquiry resulted in increased reporting to police of sexual assault offences committed prior to 1983, resulting in increases of defendants appearing before the courts.

**68** For 2006-07, the principal sentence '1210 intensive correction orders' has been separately reported and included in '1200 custody in the community'. This sentence type had previously been coded to '1300 fully suspended sentences'. Caution should therefore be taken in making comparisons with data prior to this period.

**69** Court costs/levies have been excluded as a sentence type for South Australia from 2005-06. Prior to 2005-06, court costs/levies had been incorrectly included as a sentence type. The removal of these has resulted in a decrease in defendants with a principal sentence of '2290 other monetary orders n.e.c.' and subsequent increases in some other non-custodial sentence categories for South Australia.

*Western Australia*

**70** For 2006-07, the principal sentence '2120 probation orders' has been separately reported and included in '2100 community supervision or work orders' in the Higher Courts data. This sentence type had previously been coded to either '1200 custody in the community' or '1300 fully suspended sentences'. Caution should therefore be taken in making comparisons with data prior to this period.

**71** In 2005, the jurisdiction of the Children's Court changed allowing Children's Courts magistrates to hear all offences, whether indictable or summary, and to apply both adult and juvenile penalties.

**72** During 2004, legislative changes were implemented in Western Australia impacting on the number and types of offences that could be adjudicated in the Magistrates' Court. These changes have resulted in an increase in the number of defendants finalised in the Magistrates' Courts in Western Australia and decreased the number of defendants transferred to the Higher courts.

*Tasmania*

**73** Data prior to 2005-06 contains a slight overcount of finalised defendants for the Magistrates' and Children's Courts due to incorrect application of counting rules. Data prior to 2006-07 contain a small number of non-original matters included in the finalised defendant counts.

*Northern Territory*

**74** The commencement of the Alcohol Court on 1 July 2006 has had some impact on the time taken to finalise matters in the Magistrates' Court. These matters often involve several court appearances to gather information from service providers.

*Northern Territory continued*

**75** The introduction of the Youth Justice Court (Youth Justice Act) 2007 allows for referral of a youth to diversion or youth justice conferencing which may impact on the time taken for defendants to be dealt with by the Children's Court. This Act also allows for pre-sentencing conferences which may impact on the time taken for defendants to be dealt with.

**76** Incorrect application of counting rules resulted in revisions to data in 2004-05. Data prior to this period should be used with caution, particularly principal offence.

*Australian Capital Territory*

**77** For 2006-07, the principal sentence '2220 orders as recompense to victim' has been reported separately and included in the Higher Courts data. This sentence type had previously been coded to '2200 monetary orders'. Caution should therefore be taken in making comparisons with data prior to this period.

**78** There was a significant increase in finalised defendants in the Magistrates' Courts data between 2004-05 and 2005-06 due to two main factors: a large number of old defendant records in the Magistrates' Courts were finalised; and a territory election during the reference period resulted in a large number of defendants being adjudicated for failure to vote offences.

CONFIDENTIALITY OF  
TABULAR DATA

**79** Table cells containing small values have been randomly adjusted to avoid releasing confidential information. Due to this randomisation process, totals may vary slightly across tables.

RELATED PUBLICATIONS  
*ABS publications*

**80** ABS publications which may be of interest include:

- *Australian Social Trends* (cat. no. 4102.0) - issued annually
- *Australian Standard Offence Classification* (cat. no. 1234.0) - irregular
- *Corrective Services, Australia* (cat. no. 4512.0) - issued quarterly
- *Crime and Safety, Australia* (cat. no. 4509.0) - released 26 April 2006
- *Crime and Safety, New South Wales* (cat. no. 4509.1) - irregular
- *General Social Survey: Summary Results, Australia* (cat. no. 4159.0) - irregular
- *Information Paper: Measuring Crime Victimisation, Australia: The Impact of Different Collection Methodologies* (cat. no. 4522.0.55.001) - single issue
- *Information Paper: National Information Development Plan for Crime and Justice Statistics 2005* (cat. no. 4520.0) - single issue
- *Measuring Wellbeing: Frameworks for Australian Social Statistics* (cat. no. 4160.0) - irregular
- *Measures of Australia's Progress* (cat. no. 1370.0) - released 31 May 2006
- *National Criminal Courts Data Dictionary* (cat. no. 4527.0) - released 1 February 2007
- *Personal Safety Survey, Australia* (cat. no. 4906.0) - released 21 August 2006
- *Prisoners in Australia* (cat. no. 4517.0) - issued annually
- *Recorded Crime - Victims, Australia* (cat. no. 4510.0) - issued annually
- *Year Book Australia* (cat. no. 1301.0) - issued annually

**81** Current publications and other products released by the ABS are listed on the ABS website <<http://www.abs.gov.au>>. The ABS also issues a daily Release Advice on the website which details products to be released in the week ahead. The National Centre for Crime and Justice Statistics (NCCJS) releases a newsletter titled *Crime and Justice News* (cat. no. 4500.0) that is published on the ABS website, and emailed to subscribers of the NCCJS electronic mailing list. The NCCJS can be contacted by email through <[crime.justice@abs.gov.au](mailto:crime.justice@abs.gov.au)>.

## Non-ABS publications

**82** Non-ABS sources of criminal court statistics which may be of interest include:

- Australian Capital Territory Department of Justice and Community Safety, *Annual Report*
- Australian Institute of Criminology, List of Publications <<http://www.aic.gov.au>>
- Chief Justice of Western Australia, *Annual Review*
- Crime Research Centre, University of Western Australia, *Crime and Justice Statistics for Western Australia*
- Children's Court, Queensland, *Annual Report*
- Children's Court of Victoria, *Annual Report*
- County Court of Victoria, *Annual Report*
- Department of Justice, Northern Territory, *Annual Report*
- Department of Justice, Victoria, *Annual Report*
- Department of the Attorney General, Western Australia, *Annual Report*
- Department of Justice and Attorney-General, Queensland, *Annual Report*
- Department of Justice, Tasmania, *Department of Justice Annual Report*
- Director of Public Prosecutions, *Annual Report*, all State, Territory and Commonwealth Offices of the Director of Public Prosecutions
- District Court of Queensland, *Annual Report*
- District Court of Western Australia, *Annual Report*
- Local Court of New South Wales, *Annual Review*
- Magistrates' Court of Tasmania, *Annual Report*
- Magistrates' Court, Queensland, *Annual Report*
- Magistrates' Court of Victoria, *Annual Report*
- NSW Bureau of Crime Statistics and Research, *New South Wales Criminal Courts Statistics*
- Office of Crime Statistics and Research, South Australia, *Crime and Justice in South Australia: Adult Courts and Corrections*
- Office of Crime Statistics and Research, South Australia, *Crime and Justice in South Australia: Juvenile Justice*
- Office of Economic and Statistical Research, *Crime and Justice Statistics Queensland*
- Steering Committee for the Review of Government Service Provision, *Report on Government Services*
- Courts Administration Authority, South Australia, *Annual Report*
- Supreme Court of Queensland, *Annual Report*
- Supreme Court of Victoria, *Annual Report*
- Supreme Court of Tasmania, *Annual Report*

## ABBREVIATIONS

ABS	Australian Bureau of Statistics
ACT	Australian Capital Territory
ASOC	Australian Standard Offence Classification
Aust.	Australia
cat. no.	Catalogue number
excl.	excluding
n.e.c.	not elsewhere classified
n.f.d.	not further defined
no.	number
NCCJS	National Centre for Crime and Justice Statistics, Australian Bureau of Statistics
NCCSU	National Criminal Courts Statistics Unit
NOI	National Offence Index
NSW	New South Wales
NT	Northern Territory
Qld	Queensland
SA	South Australia
Tas.	Tasmania
Vic.	Victoria
WA	Western Australia

.....

<i>Code</i>	<i>Division/Subdivision/Item</i>
<b>1</b>	<b>Adjudicated finalisation</b>
10	Adjudicated finalisation n.f.d.
11	Charge proven n.f.d.
111	Guilty finding by court
112	Guilty plea by defendant
113	Guilty ex-parte
12	Charge unproven n.f.d.
121	Acquitted by court
122	Not guilty by reason of mental illness/condition
123	No case to answer at committal
129	Charge unproven n.e.c.
<b>2</b>	<b>Finalisation by transfer between court levels</b>
20	Finalisation by transfer between court levels n.f.d.
21	Transfer from a Magistrates/Children's Court to a Higher Court
211	Committed for trial
212	Committed for sentence
219	Transfer from a Magistrates/Children's Court to a Higher Court n.e.c.
22	Transfer from a Higher Court to a Magistrates' Court
23	Transfer from an intermediate court to a Supreme Court n.f.d.
231	Transfer from an intermediate court to a Supreme Court for trial
232	Transfer from an intermediate court to a Supreme Court for sentence
24	Transfer from a Supreme Court to an intermediate court n.f.d.
241	Transfer from a Supreme Court to an intermediate court for trial
242	Transfer from a Supreme Court to an intermediate court for sentence
25	Transfer from a Children's Court to a Magistrates' or Higher Court
29	Other transfers between court levels
<b>3</b>	<b>Non-adjudicated finalisation</b>
30	Non-adjudicated finalisation n.f.d.
31	Defendant deceased
33	Unfit to plead
34	Withdrawn by the prosecution
35	Transfer to non-court agency
39	Other non-adjudicated finalisation
<b>9</b>	<b>Method of finalisation unknown/not stated</b>



---

<i>Code</i>	<i>Division/Subdivision</i>
<b>01</b>	<b>Homicide and related offences</b>
011	Murder
012	Conspiracies and attempts to murder
013	Manslaughter and driving causing death
<b>02</b>	<b>Acts intended to cause injury</b>
021	Assault
029	Other acts intended to cause injury
<b>03</b>	<b>Sexual assault and related offences</b>
031	Sexual assault
032	Non-assaultive sexual offences
<b>04</b>	<b>Dangerous or negligent acts endangering persons</b>
041	Dangerous or negligent operations of a vehicle
049	Other dangerous or negligent acts endangering persons
<b>05</b>	<b>Abduction and related offences</b>
051	Abduction and kidnapping
052	Deprivation of liberty/False imprisonment
<b>06</b>	<b>Robbery, extortion and related offences</b>
061	Robbery
062	Blackmail and extortion
<b>07</b>	<b>Unlawful entry with intent/Burglary, break and enter</b>
071	Unlawful entry with intent/Burglary, break and enter
<b>08</b>	<b>Theft and related offences</b>
081	Motor vehicle theft and related offences
082	Theft (except motor vehicles)
083	Receiving or handling proceeds of crime
084	Illegal use of property (except motor vehicles)
<b>09</b>	<b>Deception and related offences</b>
091	Fraud, forgery or false financial instruments
092	Counterfeiting currency and related offences
093	Dishonest conversion
094	Bribery
099	Other deception offences
<b>10</b>	<b>Illicit drug offences</b>
101	Import or export illicit drugs
102	Deal or traffic in illicit drugs
103	Manufacture or cultivate illicit drugs
104	Possess and/or use illicit drugs
109	Other illicit drug offences
<b>11</b>	<b>Weapons and explosive offences</b>
111	Prohibited weapons/Explosives offences
112	Regulated weapons/Explosives offences
<b>12</b>	<b>Property damage and environmental pollution</b>
121	Property damage
122	Environmental pollution
<b>13</b>	<b>Public order offences</b>
131	Disorderly conduct
132	Regulated public order offences

---

*Code Division/Subdivision*

**14 Road traffic and motor vehicle regulatory offences**

- 141 Driving licence offences
- 142 Road vehicle registration and road worthiness offences
- 143 Regulatory driving offences
- 144 Pedestrian offences

**15 Offences against justice procedures, government security and government operations**

- 151 Breach of justice order
- 152 Other offences against justice procedures
- 153 Offences against government security
- 154 Offences against government operations

**16 Miscellaneous offences**

- 161 Harassment and related offences
- 162 Public health and safety offences
- 163 Commercial/Industry/Financial regulation
- 169 Other miscellaneous offences

.....  
Index ASOC Group

1	0111	Murder
2	0110	Murder
3	0122	Attempted murder
4	0121	Conspiracy to murder
5	0120	Conspiracies and attempts to murder
6	0131	Manslaughter
7	0130	Manslaughter and driving causing death
8	0132	Driving causing death
9	0100	Homicide and related offences
10	0311	Aggravated sexual assault
11	0321	Non-assaultive sexual offences against a child
12	0312	Non-aggravated sexual assault
13	0329	Non-assaultive sexual offences, n.e.c.
14	0300	Sexual assault and related offences
15	1011	Import illicit drugs
16	1012	Export illicit drugs
17	1010	Import or export illicit drugs
18	1021	Deal or traffic in illicit drugs - commercial quantity
19	1022	Deal or traffic in illicit drugs - non-commercial quantity
20	1020	Deal or traffic in illicit drugs
21	1031	Manufacture or cultivate illicit drugs
22	1030	Manufacture or cultivate illicit drugs
23	0611	Aggravated robbery
24	0211	Aggravated assault
25	0511	Abduction and kidnapping
26	0510	Abduction and kidnapping
27	0521	Deprivation of liberty/false imprisonment
28	0520	Deprivation of liberty/false imprisonment
29	0500	Abduction and related offences
30	0212	Non-aggravated assault
31	0290	Other acts intended to cause injury
32	0299	Acts intended to cause injury, n.e.c.
33	0491	Neglect of person under care
34	0490	Other dangerous or negligent acts endangering persons
35	0499	Other dangerous or negligent acts endangering persons, n.e.c.
36	0612	Non-aggravated robbery
37	0621	Blackmail and extortion
38	0620	Blackmail and extortion
39	1611	Harassment and private nuisance
40	1613	Threatening behaviour
41	1695	Procure or commit illegal abortion
42	1211	Property damage by fire or explosion
43	1539	Offences against government security, n.e.c.
44	1111	Import or export prohibited weapons/explosives
45	1112	Sell, possess and/or use prohibited weapons/explosives
46	1110	Prohibited weapons/explosives offences
47	1119	Prohibited weapons/explosives offences, n.e.c.
48	1121	Unlawfully obtain or possess regulated weapons/explosives
49	1122	Misuse of regulated weapons/explosives
50	1123	Deal or traffic regulated weapons/explosives offences

  
.....

.....

.....

51	1120	Regulated weapons/explosives offences
52	1129	Regulated weapons/explosives offences, n.e.c.
53	1100	Weapons and explosives offences
54	0921	Counterfeiting currency and related offences
55	0920	Counterfeiting currency and related offences
56	0941	Bribery involving government officials
57	1315	Conspiracy
58	1521	Subvert the course of justice
59	0711	Unlawful entry with intent/burglary, break and enter
60	0710	Unlawful entry with intent/burglary, break and enter
61	0700	Unlawful entry with intent/burglary, break and enter
62	0911	Cheque or credit card fraud
63	0912	Make, use or possess equipment to make false/illegal financial instrument
64	0913	Fraudulent trade practices
65	0914	Prescription drug fraud
66	0915	Fare evasion
67	0910	Fraud, forgery or false financial instruments
68	0919	Fraud, n.e.c.
69	0931	Dishonest conversion
70	0930	Dishonest conversion
71	0991	Misrepresentation of professional status
72	0999	Deception offences, n.e.c.
73	0949	Bribery, n.e.c.
74	0992	Non-fraudulent trade practices
75	0811	Theft of a motor vehicle
76	0812	Illegal use of a motor vehicle
77	0821	Theft from a person (excluding by force)
78	0813	Theft of motor vehicle parts or contents
79	0822	Theft of intellectual property
80	0829	Theft (except motor vehicles), n.e.c.
81	0831	Receiving or handling proceeds of crime
82	0830	Receiving or handling proceeds of crime
83	0841	Illegal use of property (except motor vehicles)
84	0840	Illegal use of property (except motor vehicles)
85	1631	Commercial/industry/financial regulation
86	1630	Commercial/industry/financial regulation
87	1694	Import/export regulations
88	1612	Offences against privacy
89	0411	Driving under the influence of alcohol or drugs
90	0412	Dangerous or negligent operation (driving) of a vehicle
91	0410	Dangerous or negligent operation of a vehicle
92	1431	Exceeding the prescribed content of alcohol limit
93	1212	Graffiti
94	1219	Property damage, n.e.c.
95	1221	Air pollution offences
96	1222	Water pollution offences
97	1223	Noise pollution offences
98	1220	Environmental pollution
99	1229	Environmental pollution offences, n.e.c.
100	1621	Sanitation offences

101	1622	Disease prevention offences
102	1623	Occupational health and safety offences
103	1624	Transport offences
104	1625	Dangerous substances offences
105	1626	Licit drug offences
106	1620	Public health and safety offences
107	1629	Public health and safety offences, n.e.c.
108	1691	Environmental regulation offences
109	1693	Quarantine offences
110	1529	Offences against justice procedures, n.e.c.
111	1549	Offences against government operations, n.e.c.
112	1511	Escape custody offences
113	1512	Breach of bail
114	1513	Breach of parole
115	1514	Breach of domestic violence order
116	1515	Breach of other restraining order
117	1510	Breach of justice order
118	1519	Breach of justice order, n.e.c.
119	1523	Prison regulation offences
120	1692	Immigration regulation offences
121	1614	Defamation and libel
122	1323	Censorship offences
123	1041	Possess illicit drug
124	1042	Use illicit drug
125	1040	Possess and/or use illicit drugs
126	1090	Other illicit drug offences
127	1099	Illicit drug offences, n.e.c.
128	1311	Trespass
129	1312	Offensive language
130	1313	Offensive behaviour
131	1314	Criminal intent
132	1319	Disorderly conduct, n.e.c.
133	1321	Betting and gambling offences
134	1322	Liquor and tobacco offences
135	1324	Prostitution offences
136	1325	Offences against public order sexual standards
137	1329	Regulated public order offences, n.e.c.
138	0823	Theft from retail premises
139	1522	Resist or hinder police officer or justice official
140	1531	Resist or hinder government officer concerned with government security
141	1541	Resist or hinder government official (excluding police officer, justice official or government security officer)
142	1411	Driving while licence cancelled or suspended
143	1412	Driving without a licence
144	1410	Driving licence offences
145	1419	Driving licence offences, n.e.c.
146	1421	Registration offences
147	1422	Roadworthiness offences
148	1420	Road vehicle registration and roadworthiness offences
149	1432	Exceeding legal speed limit
150	1433	Parking offences
151	1439	Regulatory driving offences, n.e.c.
152	1441	Pedestrian offences
153	1440	Pedestrian offences
154	1400	Road traffic and motor vehicle regulatory offences
155	1699	Miscellaneous offences, n.e.c.
156	9998	No data provided
157	9999	Inadequately described

.....

<i>Code</i>	<i>Division/Subdivision/Item</i>
<b>1</b>	<b>Custodial orders</b>
11	Custody in a correctional institution
111	Life and indeterminate imprisonment
112	Imprisonment with determined term
113	Periodic detention
114	Juvenile detention
12	Custody in the community
121	Intensive corrections order
122	Home detention
129	Other custody in the community n.e.c.
13	Suspended sentence
131	Suspended sentence
132	Suspended juvenile sentence
<b>2</b>	<b>Non-custodial orders</b>
21	Community supervision or work orders
211	Community service orders
212	Probation orders
213	Treatment orders
214	Referral to conference
22	Monetary orders
221	Fine
222	Orders as recompense to victim
229	Other monetary orders n.e.c.
29	Other non-custodial orders
291	Good behaviour bond/recognition orders
292	Licence disqualification/suspension/amendment
293	Forfeiture of property order
294	Nominal penalty
299	Other non-custodial orders n.e.c.
<b>9</b>	<b>Sentence type unknown/not stated</b>

## GLOSSARY

<b>Abduction and related offences</b>	Acts intended to unlawfully deprive another person of their freedom of movement against that person's will or against the will of any parent, guardian or other person having lawful custody or care of that person. This is a Division of ASOC which includes the following Subdivisions: abduction and kidnapping (051) and deprivation of liberty/false imprisonment (052).
<b>Acquitted</b>	An outcome of criminal proceedings in which a court declares a not guilty verdict as a charge laid against a defendant has not been proven. This also includes a finding of not guilty by reason of mental illness or condition at the time the defendant committed the offence. This is a method of finalisation.
<b>Acts intended to cause injury</b>	Acts, excluding homicide and related offences, which are intended to cause non-fatal injury or harm to another person and where there is no sexual or acquisitive element. This is a Division of ASOC which includes the following Subdivisions: assault (021) and other acts intended to cause injury (029).
<b>Adjudicated finalisation</b>	A method of finalisation based on a judgement or decision by the court as to whether or not the defendant is guilty of the charge(s) laid against them.
<b>Age</b>	Age is calculated at a defendant's date of finalisation within a court level. A defendant's age is the time elapsed (in years) between a defendant's date of birth and the date of finalisation.
<b>Australian Standard Offence Classification (ASOC)</b>	The ASOC is a hierarchical classification developed by the ABS for use in the collection and publication of crime and justice statistics. It provides a classificatory framework for the comparison of statistics on offences across Australia. Within the classificatory structure of ASOC, Divisions represent the broadest categories of offences (see Appendix 2). The main purpose of Divisions is to provide a limited number of categories which represent broad groups of criminal offences. The Subdivision and Group levels provide increasingly detailed dissections of these broad categories.
<b>Bench warrant issued</b>	A warrant signed by a Judge or Magistrate ordering a person to be arrested and brought back before the court. This process takes place when a defendant, who has at least one charge that has not been finalised by the court, absconds from criminal proceedings.
<b>Breach of domestic violence order</b>	An act or omission breaching the conditions of a domestic violence order. This is ASOC Group 1514.
<b>Case</b>	One or more defendants against whom one or more charges have been laid and which are heard together by a court as one unit of work. The charge(s) usually relate to the same criminal incident.
<b>Charge</b>	An allegation laid before a court by the police, Director of Public Prosecutions or other prosecuting agency that a person or organisation has committed a criminal offence.
<b>Charged</b>	In this publication, the term charged refers to those defendants who were adjudicated i.e. finalised via a plea of guilty or a decision by the court as to their guilt or innocence of the final charge(s) laid against them.
<b>Children's Court</b>	The Children's Court is primarily a Court of Summary Jurisdiction, to hear and determine criminal charges against persons generally aged less than 18 years. The Children's Court may also determine some minor indictable offences and conduct committal proceedings in relation to young people who have been charged with major indictable offences.

<b>Committal plea</b>	The plea to a charge which is entered by a defendant at the end of committal proceedings in a Court of Summary Jurisdiction.
<b>Committed for sentence</b>	An outcome of a committal hearing where a defendant enters a guilty plea to all charges and is transferred to a Higher Court to be sentenced. This process is regarded as a method of finalisation for the Magistrates' Court and the Children's Court, and a method of initiation into a Higher Court level.
<b>Committed for trial</b>	An outcome of a committal hearing where a defendant enters a not guilty plea to at least one charge and is transferred to a Higher Court to stand trial. This process is regarded as a method of finalisation for the Magistrates' Court and the Children's Court, and a method of initiation into a Higher Court level.
<b>Community supervision or work orders</b>	Sentences imposed on a defendant requiring a person to perform work within the community or report to a person nominated by the court (for example a corrections officer). These non-custodial orders include: community service orders, probation orders, treatment orders and referral to conference.
<b>Convicted</b>	In this publication the term convicted refers to those defendants who were proven guilty of at least one of the final charge(s) laid against them.
<b>Court level</b>	Separate tiers of the court system which are established under legislation and have certain prescribed powers. Court levels can be distinguished from one another on the basis of the extent of their legal powers (see Jurisdiction). Court levels include Court of Summary Jurisdiction, Intermediate Court and Supreme Court. The names assigned to each of these court levels varies across Australia.
<b>Court of Summary Jurisdiction</b>	A lower court level (also referred to as Magistrates' Court, Local Court or Court of Petty Sessions) which deals with relatively less serious charges and has the most limited legal powers of all the state and territory court levels. A Court of Summary Jurisdiction is presided over by a Magistrate and has jurisdiction to try and sentence matters relating to summary offences. Under some circumstances, this court level may also deal with less serious indictable offences known as 'minor indictable' or 'triable either way' offences. Courts of Summary Jurisdiction are also responsible for conducting preliminary (committal) hearings for indictable offences.
<b>Custodial orders</b>	Sentences imposed on a defendant requiring a person to have restricted liberty for a specified period of time through detainment in an institution or home. The court may set aside the order subject to the person being of good behaviour. Includes: custody in a correctional institution, custody in the community and fully suspended sentence.
<b>Custody in a correctional institution</b>	Sentences imposed on a defendant requiring a person to be detained within a facility built especially for the purpose of incarceration. Includes: life and indeterminate imprisonment, imprisonment with determined term, imprisonment with partially suspended term, periodic detention, juvenile detention with determined term, and juvenile detention with partially suspended term.
<b>Custody in the community</b>	Sentences imposed on a defendant requiring a person to have restricted liberty for a specified period of time while living within the community. Includes: intensive corrections orders, home detention and other custody in the community.
<b>Dangerous or negligent acts endangering persons</b>	Dangerous or negligent acts which, though not intended to cause harm, actually or potentially, result in injury to oneself or another person. This is a Division of ASOC which includes the following Subdivisions: dangerous or negligent operation of a vehicle (041) and other dangerous or negligent acts endangering persons (049).
<b>Date of finalisation</b>	The date on which all charges laid against a defendant are regarded as formally completed by the courts and the defendant ceases to be an active unit of work to be dealt with by the court.



<b>Date of initiation</b>	The date on which a defendant is regarded as having started within the Higher, Magistrates' or Children's Courts as a new item of work. The date of committal is used as the date of initiation for defendants who were committed for trial or sentence from a court of Summary Jurisdiction to a Higher Court. For defendants who have any other method of initiation (e.g. exofficio, bench warrant executed), the date of registration for that court level is used as the date of initiation. Where there are multiple dates of initiation for charges for a defendant, the earliest date is used.
<b>Deal or traffic in illicit drugs</b>	The supply or purchase of an illicit drug or controlled substance of any quantity, or the possession of an illicit drug or controlled substance where the amount involved is deemed to be of a quantity for commercial activity. This is a Subdivision of ASOC which includes the following Groups: deal or traffic in illicit drugs – commercial quantity (1021) and deal or traffic in illicit drugs – non-commercial quantity (1022).
<b>Deception and related offences</b>	The use of deception, secret agreements or the making of false instruments with the intent of dishonestly obtaining property, services or other advantage. This is a Division of ASOC which includes the following Subdivisions: fraud, forgery or false financial instruments (091); counterfeiting currency and related offences (092); dishonest conversion (093); bribery (094); and other deception offences (099).
<b>Defendant</b>	A person or organisation against whom one or more criminal charges have been laid and which are heard together as one unit of work by a court level. It should be noted that the Criminal Courts collection does not enumerate distinct persons or organisations. If a person or organisation is a defendant in a number of criminal cases active within the courts during the reference period, such a person or organisation will be counted more than once in this statistical collection.
<b>Dishonest conversion</b>	Dishonestly converting money or goods which came into a person's possession or control not involving the use of deception or taking without consent. This is a Subdivision of ASOC which includes the Group: dishonest conversion (0931).
<b>Disorderly conduct</b>	Offences involving personal conduct that is offensive to members of the public or is indicative of criminal intent. This is a Subdivision of ASOC which includes the following Groups: trespass (1311), offensive language (1312), offensive behaviour (1313), criminal intent (1314), conspiracy (1315), and disorderly conduct, n.e.c. (1319).
<b>District Court</b>	See Intermediate Court.
<b>Duration</b>	The time elapsed between the date of initiation and the date of finalisation for a defendant that has been finalised.
<b>Finalised appearance</b>	Where charges were finalised at different court appearances in the same case for a defendant, these were counted as finalised defendants at each appearance rather than being aggregated as a single finalised defendant at the latest charge finalisation date. This relates to New South Wales Magistrates' and Children's Courts defendants.
<b>Finalised defendant</b>	A person or organisation for whom all charges have been formally completed so that the defendant ceases to be an item of work to be dealt with by the court.
<b>Fraud, forgery or false financial instruments</b>	Inducing a course of action, by deceit or other dishonest conduct, with the intent to obtain money or other benefit or to evade a liability. The making, use or possession of a forged financial instrument with an intention to obtain an advantage. This is a Subdivision of ASOC which includes the following Groups: cheque or credit card fraud (0911); make, use or possess equipment to make false/illegal financial instrument (0912); fraudulent trade practices (0913); prescription drug fraud (0914); fare evasion (0915); and fraud, n.e.c. (0919).
<b>Fully suspended sentence</b>	A custodial order which provides that all of the sentence not be served, subject to the person being of good behaviour.

<b>Guilty ex-parte</b>	Where the court adjudicates charge(s) and the charge(s) are proven either: (i) where the defendant pleaded guilty and the charges are proven in his/her absence, or (ii) the defendant failed to appear and the charges were proven on the basis of the evidence presented. This is a method of finalisation in the Magistrates' and Children's Courts.
<b>Guilty plea</b>	The formal statement by a defendant admitting culpability in relation to a criminal charge. By pleading guilty, a defendant indicates to the court that they do not intend to contest the charge. If the guilty plea is accepted by the court, the charge will be considered to be proven, and this is the method of finalisation.
<b>Guilty verdict</b>	An outcome of a trial in which a court determines that the criminal charge against a defendant has been proven. This is a method of finalisation.
<b>Higher Court</b>	The criminal jurisdiction of an Intermediate Court or Supreme Court.
<b>Homicide and related offences</b>	The unlawful killing, attempted unlawful killing or conspiracy to kill another person. This is a Division of ASOC which includes the following Subdivisions: murder (011), conspiracies and attempts to murder (012), and manslaughter and driving causing death (013).
<b>Illicit drug offences</b>	The possession, sale, dealing or trafficking, importing or exporting, manufacture or cultivation of drugs or other substances prohibited under legislation. This is a Division of ASOC which includes the following Subdivisions: import or export illicit drugs (101), deal or traffic in illicit drugs (102), manufacture or cultivate illicit drugs (103), possess and/or use illicit drugs (104) and other illicit drug offences (109).
<b>Import or export illicit drugs</b>	The importing of illicit drugs or controlled substances into Australia, or the exporting of illicit drugs or controlled substances from Australia. This is a Subdivision of ASOC which includes the following Groups: import illicit drugs (1011) and export illicit drugs (1012).
<b>Imprisonment</b>	See custody in a correctional institution.
<b>Imprisonment with determined term</b>	An order requiring a person to be detained for a period of time within a facility built especially for the purpose of incarceration.
<b>Imprisonment with partially suspended term</b>	An order requiring a person to be detained for part of the specified period of time within a facility built especially for the purpose of incarceration, subject to the person being of good behaviour.
<b>Indictable offence</b>	A serious criminal offence as defined by specific Commonwealth, state or territory legislation. Charges relating to indictable offences generally require a trial and/or sentence hearing in a Higher Court but under some circumstances, a defendant can elect to have these charges dealt with in a Court of Summary Jurisdiction.
<b>Intermediate Court</b>	A Higher Court level (known either as the District Court or County Court) which has legal powers that are between those of the Court of Summary Jurisdiction and the Supreme Court and deals with the majority of cases involving serious criminal offences. An Intermediate Court is presided over by a Judge, and has original jurisdiction to hear trial and sentence matters relating to most indictable offences. Note: As Tasmania, the Northern Territory and the Australian Capital Territory do not have an Intermediate Court, all indictable offences are heard in the Supreme Court.
<b>Jurisdiction</b>	The legal power or authority which may be exercised by a particular court level and within which the judgements or orders of the court can be enforced or executed. The criminal jurisdiction of a court includes the original jurisdiction. Each court level has its own defined jurisdictional limits and these vary across states and territories.
<b>Juvenile detention with determined term</b>	An order requiring a person to be detained in a juvenile facility for all of the specified period of time.
<b>Juvenile detention with partially suspended term</b>	An order requiring a person to be detained in a juvenile facility for part of the specified period of time, subject to the person being of good behaviour.

<b>Life and indeterminate imprisonment</b>	<p>The most serious sentence of imprisonment.</p> <p><i>Life</i> – This does not necessarily mean that the person will be held in custody for the term of his/her natural life. In some states or territories a minimum time to serve in custody is specified by the court, while in others an administrative body such as a Parole Board makes this decision.</p> <p><i>Indeterminate</i> – Persons declared as habitual criminals, persons who are either permanently or temporarily deemed not responsible for their actions because of a mental disorder or intellectual disability and prisoners who are sentenced to imprisonment but have not had a release date set. The prisoner may be released, at any time, at the discretion of the administrative body within each jurisdiction responsible for making that decision.</p>
<b>Local Court</b>	See Court of Summary Jurisdiction.
<b>Magistrates' Court</b>	<p>Where used in this publication, the term 'Magistrates' Court' includes the adult criminal Magistrates' Court and the Court of Petty Sessions and New South Wales Local Court. Excluded from this are other Courts of Summary Jurisdiction, such as Children's Courts, Electronic Courts and Drug Courts.</p> <p>See Court of Summary Jurisdiction for further information.</p>
<b>Manufacture or cultivate illicit drugs</b>	Actions intended to result in the manufacture of controlled substances or growing of plants used to make illicit drugs. This is a Subdivision of ASOC which includes the Group: manufacture or cultivate illicit drugs (1031).
<b>Method of finalisation</b>	The process which leads to the completion of a criminal charge within a court so that it ceases to be an item of work in that court. There are different methods by which a charge may be finalised (see Appendix 1).
<b>Method of initiation</b>	The process which leads to the introduction of a criminal charge within a court so that it becomes a new item of work to be dealt with by that court. There are different methods by which a charge may be initiated.
<b>Minor indictable offence</b>	See Triable either way offence.
<b>Miscellaneous offences</b>	Offences involving the breach of statutory rules or regulations governing activities that are prima facie legal, where such offences are not explicitly dealt with under any other Division of ASOC. This is a Division of ASOC which includes the following Subdivisions: harassment and related offences (161), public health and safety offences (162), commercial/industry/financial regulation (163) and other miscellaneous offences (169).
<b>Monetary orders</b>	Sentences imposed that include: fines, orders as recompense to victim (includes restitution orders and compensation orders) and other monetary orders, n.e.c. (does not include court levies and fees).
<b>Murder</b>	The unlawful killing of another person where there is either: the intent to kill; the intent to cause grievous bodily harm, with the knowledge that it was probable that death or grievous bodily harm would occur (reckless indifference to life); or without intent to kill in the course of committing a crime (felony murder). This is a Subdivision of ASOC which includes the Group: murder (0111).
<b>National Offence Index</b>	The National Offence Index (NOI) is a seriousness ranking of the ASOC and is used to determine a principal offence when a defendant has multiple adjudicated charges. For defendants proven guilty, the Index is applied to the associated charges proven guilty. For acquitted defendants, the Index is applied to all acquitted charges. These charges are allocated an Index order and the highest ranking charge for each adjudicated defendant is taken as the principal offence (see Appendix 3).
<b>Non-adjudicated finalisation</b>	A method of finalisation whereby a charge is considered completed and ceases to be active in a court even though there has not been a determination on whether the defendant is guilty. This includes where a charge is withdrawn by the prosecution and where a defendant is deemed unfit to plead to the charge.

<b>Non-custodial orders</b>	Sentences imposed on a defendant that do not involve being held in custody. Includes: community supervision or work orders, monetary orders and other non-custodial orders.
<b>Not guilty verdict</b>	See Acquitted.
<b>Offences against justice procedures, government security and government operations</b>	An act or omission that is deemed to be prejudicial to the effective carrying out of justice procedures or any government operations including those specifically concerned with maintaining government security. This is a Division of ASOC which includes the following Subdivisions: breach of justice order (151), other offences against justice procedures (152), offences against government security (153) and offences against government operations (154).
<b>Original jurisdiction</b>	The power of a court to hear criminal charges and determine whether or not a defendant is proven guilty and/or to sentence defendants where a charge has been proven (refer to Jurisdiction).
<b>Other illicit drug offences</b>	Other illicit drug offences not elsewhere classified (1099) in Division 10 of the ASOC, illicit drug offences. Includes: possess money with intent to obtain drugs; possess pipes, syringes, other utensils associated with the use of drugs; permit premises to be used for taking, selling or distributing drugs; and fail to keep register for drugs of addiction.
<b>Other non-custodial orders</b>	Sentences imposed on a defendant that do not require custody, are not fully suspended, and are not elsewhere classified in the non-custodial orders category of the Sentence Type classification. Includes: good behaviour bond/recognisance orders, licence disqualification/suspension/amendment, forfeiture of property order, nominal penalty and other non-custodial orders n.e.c.
<b>Periodic detention</b>	Sentence imposed on a defendant requiring a person to be in custody for two consecutive days in a week (e.g. weekends) and remain at liberty during the rest of the week. This sentencing option is available in New South Wales and the Australian Capital Territory.
<b>Plea</b>	The formal statement by, or on behalf of, the defendant in response to a criminal charge that has been laid in a court. The nature of this response indicates whether or not the defendant intends to contest that charge. If the defendant does not enter a plea, this is treated by the court as if the defendant had pleaded not guilty.
<b>Possess and/or use illicit drugs</b>	The possession of a non-commercial quantity and/or use of an illicit drug or other controlled substance. This is a Subdivision of ASOC which includes the following Groups: possess illicit drug (1041) and use illicit drug (1042).
<b>Principal offence</b>	The offence category (based on ASOC) associated with the main charge that has an adjudicated finalisation (i.e. an outcome of acquitted or proven guilty). For a defendant who has a method of finalisation of proven guilty, the principal offence refers to the main charge proven guilty while for a defendant who has a method of finalisation of acquitted, the principal offence refers to the main charge acquitted (see National Offence Index).
<b>Principal sentence</b>	The main sentence type for a defendant based on the hierarchy of the Sentence Type Classification (see Appendix 4).
<b>Property damage and environmental pollution</b>	The wilful and unlawful destruction, damage or defacement of public or private property, or the pollution of property or a definable entity held in common by the community. This is a Division of ASOC which includes the following Subdivisions: property damage (121) and environmental pollution (122).
<b>Proven guilty</b>	An outcome of criminal proceedings in which a court accepts that a charge is proven through a guilty plea entered by a defendant or the defendant is declared guilty by the court.

<b>Public order offences</b>	Offences involving personal conduct that involves or may lead to a breach of public order and decency, or that is indicative of criminal intent, or that is otherwise regulated or prohibited on moral or ethical grounds. The 'victim' of these offences is generally the public at large. However, some offences such as offensive language and offensive behaviour may be directed towards a single victim. This is a Division of ASOC which includes the following Subdivisions: disorderly conduct (131) and regulated public order offences (132).
<b>Receiving or handling proceeds of crime</b>	Receiving, handling or processing money or goods taken or obtained illegally. This is a Subdivision of ASOC which includes the Group: receiving or handling proceeds of crime (0831).
<b>Regulated public order offences</b>	Offences involving behaviour that is regulated or prohibited on moral or ethical grounds. This is a Subdivision of ASOC which includes the following Groups: betting and gambling offences (1321), liquor and tobacco offences (1322), censorship offences (1323), prostitution offences (1324), offences against public order sexual standards (1325) and regulated public order offences, n.e.c. (1329).
<b>Road traffic and motor vehicle regulatory offences</b>	Offences relating to vehicles and most forms of road traffic, including offences pertaining to the licensing, registration, roadworthiness or use of vehicles, bicycle offences and pedestrian offences. This is a Division of ASOC which includes the following Subdivisions: driving licence offences (141), road vehicle registration and roadworthiness offences (142), regulatory driving offences (143) and pedestrian offences (144).
<b>Robbery, extortion and related offences</b>	Acts intended to unlawfully gain money, property or any other thing of value from, or cause detriment to, another person by using the threat of force or any other coercive measure. This is a Division of ASOC which includes the following Subdivisions: robbery (061) and blackmail and extortion (062).
<b>Sentence</b>	A penalty or penalties imposed by a court upon a defendant who is proven guilty of a criminal offence.
<b>Sexual assault and related offences</b>	Acts of a sexual nature against another person which are non-consensual or consent is proscribed. This is a Division of ASOC which includes the following Subdivisions: sexual assault (031) and non-assaultive sexual offences (032).
<b>Summary offence</b>	A criminal offence which is regarded as less serious relative to an indictable offence as defined by specific Commonwealth, state or territory legislation (see Indictable offence). Charges relating to summary offences are generally dealt with by a Court of Summary Jurisdiction and do not require a trial by jury in a Higher Court. In some states and territories, a defendant against whom summary charges are laid may be transferred to a Higher Court for sentencing (e.g. if the Magistrate wants to impose a penalty which exceeds his/her jurisdictional powers).
<b>Supreme Court</b>	A Higher Court level which deals with the most serious criminal charges and has the greatest legal powers of all the state and territory court levels. A Supreme Court is presided over by a Judge, and has jurisdiction to hear trial and sentence matters relating to all indictable offences. In states which have an Intermediate Court, the Supreme Court is usually reserved to deal with the most serious indictable offences, such as murder.
<b>Theft and related offences</b>	The unlawful taking or obtaining of money or goods not involving the use of force, threat of force or violence, coercion or deception, with the intent to permanently or temporarily deprive the owner or possessor of the use of the money or goods, or the receiving or handling of money or goods obtained unlawfully. This is a Division of ASOC which includes the following Subdivisions: motor vehicle theft and related offences (081), theft (except motor vehicles) (082), receiving or handling proceeds of crime (083) and illegal use of property (except motor vehicles) (084).



<b>Theft/illegal use of motor vehicle</b>	The taking of another person's motor vehicle illegally and without permission with the intent of either temporarily or permanently depriving the owner or possessor of the use of the motor vehicle. These are ASOC Groups: theft of a motor vehicle (0811) and illegal use of a motor vehicle (0812).
<b>Transfer to non-court agency</b>	A court outcome ordering that a criminal charge be transferred to an agency outside the court for mediation e.g. a juvenile justice agency.
<b>Transfer to other court levels</b>	A court outcome ordering that a criminal charge be transferred to another court level to be adjudicated and/or sentenced. For all transfers, except those between Higher Court levels, this process is regarded as a method of finalisation for the court level ordering the transfer and a method of initiation for the court level to which the defendant's charge(s) were transferred. Defendants who transfer from one Higher Court level to another will be considered as initiated only once (in the level they first entered) and finalised only once (from the level they finally left).
<b>Triable either way offence</b>	An indictable offence which a defendant can elect to have heard either in a Court of Summary Jurisdiction before a Magistrate or in a Higher Court before a Judge and jury.
<b>Trial</b>	The examination of, and decision on, a matter of law or fact by a court. Where a defendant enters a not guilty plea or other defended plea in the committal proceedings, they are committed to a Higher Court for trial. In the Higher Courts, trials are usually conducted before a Judge and jury whereby the Judge rules on questions of law and the jury is responsible for determining whether or not the defendant is guilty. Some states and territories also allow for a trial before a Judge alone in the Higher Courts.
<b>Unfit to plead</b>	An outcome of court proceedings in which a court determines that a defendant's mental status is such that he/she is unfit to plead in relation to the charges against him/her. For the purposes of this collection, this process is regarded as a non-adjudicated method of finalisation.
<b>Unlawful entry with intent</b>	The unlawful entry of a structure with the intent to commit an offence where the entry is either forced or unforced (ASOC Division 7).
<b>Weapons and explosives offences</b>	Offences relating to weapons or explosives which are either prohibited or legalised/regulated by legislation. This is a Division of ASOC which includes the following Subdivisions: prohibited weapons/explosives offences (111) and regulated weapons/explosives offences (112).
<b>Withdrawn by the prosecution</b>	The formal withdrawal of charges by the prosecution (e.g. police, Director of Public Prosecutions, Attorney-General). This includes nolle prosequi and no true bill. Withdrawal of charges allows the prosecution to charge the defendant on the same incident at a later time. This is a non-adjudicated method of finalisation.





## FOR MORE INFORMATION . . .

- INTERNET*      **www.abs.gov.au** the ABS website is the best place for data from our publications and information about the ABS.
- LIBRARY*      A range of ABS publications are available from public and tertiary libraries Australia wide. Contact your nearest library to determine whether it has the ABS statistics you require, or visit our website for a list of libraries.

## INFORMATION AND REFERRAL SERVICE

Our consultants can help you access the full range of information published by the ABS that is available free of charge from our website, or purchase a hard copy publication. Information tailored to your needs can also be requested as a 'user pays' service. Specialists are on hand to help you with analytical or methodological advice.

- PHONE*            1300 135 070
- EMAIL*            client.services@abs.gov.au
- FAX*                1300 135 211
- POST*                Client Services, ABS, GPO Box 796, Sydney NSW 2001

## FREE ACCESS TO STATISTICS

All statistics on the ABS website can be downloaded free of charge.

- WEB ADDRESS*    [www.abs.gov.au](http://www.abs.gov.au)



2451300007066

ISSN 1441 2608

RRP \$34.00