

1862-3.

VICTORIA.

STATISTICS

OF THE

COLONY OF VICTORIA,

FOR THE YEAR


1861.

COMPILED FROM OFFICIAL RECORDS IN THE REGISTRAR-GENERAL'S OFFICE.

PRESENTED TO BOTH HOUSES OF PARLIAMENT BY HIS EXCELLENCY'S COMMAND.

By Authority:

JOHN FERRES, GOVERNMENT PRINTER, MELBOURNE.



CONTENTS.

	PAGE
PART I.—POPULATION	5
„ II.—PRODUCTION	39
„ III.—INTERCHANGE	57
„ IV.—FINANCE, ETC.	221
„ V.—ACCUMULATION	251
„ VI.—RELIGIOUS, MORAL, AND INTELLECTUAL PROGRESS	261
„ VII.—LITIGATION, CRIME, ETC.	273
„ VIII.—VITAL STATISTICS, ETC.	297
„ IX.—CIVIL ESTABLISHMENT, ETC.	336
FOREIGN CONSULS	402
INDEX OF OFFICERS	403
GENERAL INDEX	441



STATISTICS

OF

THE COLONY OF VICTORIA, 1861.

PART I.


POPULATION.



PART I.—POPULATION.

CONTENTS.

	Page
CENSUS OF 1861—GENERAL SUMMARY	9
" HOUSES	9
" INHABITANTS AND HOUSES	9
" COUNTIES AND PASTORAL DISTRICTS	10
" ELECTORAL DISTRICTS	11
" ELECTORAL PROVINCES	12
" GOLD FIELDS	12
" MUNICIPALITIES	13
" TOWNS AND VILLAGES	14
" RELIGIONS OF THE PEOPLE	21
" OCCUPATIONS OF THE PEOPLE	22
" BIRTHPLACES OF THE PEOPLE	24
" AGES OF THE PEOPLE	25
BIRTHS AND DEATHS	26
MARRIAGES	26
IMMIGRATION	27
IMMIGRANTS WHOLLY AT THE PUBLIC EXPENSE	28
" PARTIALLY AT THE PUBLIC EXPENSE	28
EMIGRATION	29
IMMIGRATION AND EMIGRATION (I)	30
" " (II)	30
CHINESE IMMIGRATION AND EMIGRATION	31
POPULATION—INCREASE OR DECREASE IN 1861	31
" INCREASE OR DECREASE IN EACH QUARTER	32
" ON THE GOLDFIELDS	33
ABORIGINAL POPULATION	33
NUMBER OF ELECTORS	34
NATURALIZATION—NATIVE PLACES AND AGES	35
" OCCUPATIONS AND AGES	36
MUNICIPALITIES	37
ROAD BOARDS	38



STATISTICS OF VICTORIA, 1861.

POPULATION.

CENSUS OF 1861.—GENERAL SUMMARY.

SUMMARY of the Population of Victoria by the Census taken on the 7th April, 1861.

Population.	Persons.	Males.	Females.
Exclusive of Chinese and Aborigines ...	513,896	302,881	211,015
Chinese	24,732	24,724	8
Aborigines... ..	1,694	1,046	648
Total	540,322	328,651	211,671

CENSUS OF 1861.—HOUSES.

SUMMARY of Houses in Victoria by the Census taken on the 7th April, 1861.

Total Number.	Description.						
	Inhabited.	Uninhabited.	Building.	Inhabited Stores, Offices, and Public Institutions.			
	128,617	5,017	119	579			
134,332	Materials.						
	Brick or Stone.	Wood, Iron, or Lath and Plaster.	Tents and Dwellings having Canvas Roofs.	Bark, Slab, and Mud Huts.	Materials not specified.		
	18,990	59,346	42,750	9,280	3,966		
	Classification according to the Number of Rooms.						
Houses of One Room.		Houses of Two Rooms.	Houses of Three and Four Rooms.	Houses of Five and Six Rooms.	Houses containing more than Six Rooms.	Houses in which the Number of Rooms was unspecified.	
Brick, Stone, Wood, or Iron.	Canvas Tents and Huts.						
	4,039	36,123	34,509	34,817	9,772	7,517	7,555

CENSUS OF 1861.—INHABITANTS AND HOUSES.

SUMMARY of the Inhabitants and Houses in Victoria by the Census taken on the 7th April, 1861.

Population.	Dwellers in				Travellers Sleeping in and under Drays and Camping Out.	Persons Sleeping in Ships and Haulks.	Migratory Population	Total.
	Brick, Stone, Wood, and Iron Houses.	Tents and Dwellings having Canvas Roofs.	Slab, Bark, and Mud Huts.	Habitations of unstated materials.				
Exclusive of Chinese and Aborigines	364,817	100,849	32,614	7,785	2,575	1,915	3,341	513,896
Chinese	1,802	22,028	...	833	46	3	20	24,732
Aborigines	1,694	1,694
Total	366,619	122,877	32,614	8,618	2,621	1,918	5,055	540,322

WILLIAM HENRY ARCHER, Registrar-General.

CENSUS OF 1861.—COUNTIES AND PASTORAL DISTRICTS.

POPULATION, inclusive and exclusive of Chinese and Aborigines; and Houses, whether Inhabited, Uninhabited, or Building, in each County and Pastoral District of Victoria, according to the Census taken on the 7th April, 1861.

Counties and Pastoral Districts.	Population (inclusive of Chinese and Aborigines).			Population (exclusive of Chinese and Aborigines).			Houses.				
	Persons.	Males.	Females.	Persons.	Males.	Females.	Inhabited.	Uninhabited.	Building.	Inhabited Stores, Offices, and Public Institutions	Total.
Anglesey	1,749	1,117	632	1,715	1,101	614	329	3	..	1	333
Bourke	166,746	88,322	78,424	166,184	87,762	78,422	34,476	3,120	58	250	37,904
Dalhousie	20,502	12,781	7,721	20,408	12,693	7,715	4,471	79	8	8	4,566
Dundas	3,588	2,108	1,480	3,545	2,081	1,464	544	7	..	3	554
Evelyn	3,617	2,201	1,416	3,514	2,108	1,406	863	1	..	1	865
Follett	696	387	309	696	387	309	126	126
Grant	65,519	36,084	29,435	63,502	34,068	29,434	14,295	1,089	22	85	15,491
Grenville	30,154	18,604	11,550	28,325	16,777	11,548	7,985	116	10	31	8,142
Hampden	3,265	1,981	1,284	3,197	1,938	1,259	558	558
Heytesbury	969	542	427	965	538	427	186	5	191
Mornington	4,368	2,530	1,838	4,363	2,525	1,838	834	40	1	6	881
Normanby	8,026	4,212	3,814	7,944	4,172	3,772	1,469	105	6	1	1,581
Polwarth	2,171	1,241	930	2,156	1,229	927	361	2	363
Ripon	10,000	6,881	3,119	8,892	5,757	3,105	2,556	15	1	10	2,582
Talbot	65,528	44,813	20,715	56,810	36,105	20,705	18,213	95	5	32	18,345
Villiers	13,892	7,518	6,374	13,858	7,498	6,360	2,490	54	..	9	2,553
Gipps Land	6,398	3,920	2,478	6,214	3,796	2,418	1,276	6	..	7	1,289
The Loddon	64,969	43,412	21,557	59,658	38,153	21,505	19,469	193	8	80	19,750
The Murray	31,931	22,671	9,260	27,256	18,043	9,213	8,218	62	..	25	8,305
Rodney	3,280	2,321	959	3,049	2,126	923	908	17	..	3	928
The Wimmera	27,675	20,424	7,251	26,389	19,436	6,953	8,990	10	..	25	9,025
	535,043	324,070	210,973	508,640	298,323	210,317	128,617	5,017	119	579	134,332
Persons in Ships, Hulks, &c.	1,918	1,688	230	1,915	1,685	230
Migratory Population	3,361	2,893	468	3,341	2,873	468
Total of Victoria	540,322	328,651	211,671	513,896	302,881	211,015	128,617	5,017	119	579	134,322

WILLIAM HENRY ARCHER, Registrar-General.

CENSUS OF 1861.—ELECTORAL DISTRICTS.

POPULATION, inclusive and exclusive of Chinese and Aborigines; and Houses, whether Inhabited, Uninhabited, or Building, in each Electoral District of Victoria, according to the Census taken on the 7th April, 1861.

Electoral District.	Population (inclusive of Chinese and Aborigines).			Population (exclusive of Chinese and Aborigines).			Houses.				
	Persons.	Males.	Females.	Persons.	Males.	Females.	Inhabited.	Uninhabited.	Building.	Inhabited Stores, Offices, and Public Institutions.	Total.
1. West Melbourne ...	11,023	6,186	4,837	11,022	6,185	4,837	1,961	144	5	107	2,217
2. North Melbourne ...	16,798	8,570	8,228	16,743	8,515	8,228	3,768	347	2	16	4,133
3. East Melbourne ...	12,981	7,400	5,581	12,694	7,115	5,579	2,421	274	8	72	2,775
4. Emerald Hill ...	8,924	4,529	4,395	8,892	4,497	4,395	1,958	184	2	6	2,150
5. Sandridge ...	3,496	1,893	1,603	3,496	1,893	1,603	854	71	1	3	929
6. Williams Town ...	4,492	2,230	2,262	4,492	2,230	2,262	992	125	1	4	1,122
7. Collingwood ...	24,475	11,998	12,477	24,475	11,998	12,477	5,552	620	12	...	6,184
8. Richmond ...	13,140	6,470	6,670	13,140	6,470	6,670	2,879	356	3,235
9. St. Kilda ...	18,108	8,563	9,545	18,108	8,563	9,545	3,602	472	15	18	4,107
10. Brighton ...	4,349	2,178	2,171	4,349	2,178	2,171	885	90	1	2	978
11. South Bourke ...	11,380	6,069	5,311	11,380	6,069	5,311	2,299	143	6	2	2,450
12. Evelyn ...	3,617	2,201	1,416	3,514	2,108	1,406	863	1	...	1	865
13. Mornington ...	4,368	2,530	1,838	4,363	2,525	1,838	834	40	1	6	881
14. North Gipps Land ...	4,022	2,675	1,347	3,846	2,557	1,289	780	3	783
15. South Gipps Land ...	2,376	1,245	1,131	2,368	1,239	1,129	496	6	...	4	506
16. East Bourke ...	10,164	5,676	4,488	10,164	5,676	4,488	1,885	41	...	1	1,927
17. East Bourke Boroughs	6,781	3,964	2,817	6,765	3,948	2,817	1,087	111	2	3	1,203
18. West Bourke ...	20,635	12,596	8,039	20,464	12,425	8,039	4,333	142	3	16	4,494
19. Kilmore ...	2,897	1,610	1,287	2,897	1,610	1,287	543	4	...	3	550
20. Kyneton Boroughs ...	7,391	4,456	2,935	7,391	4,456	2,935	1,489	45	8	1	1,543
21. Dalhousie ...	8,367	5,499	2,868	8,284	5,440	2,844	1,728	27	1,755
22. Rodney ...	6,437	4,389	2,048	6,161	4,149	2,012	1,855	23	...	7	1,915
23. Murray ...	14,074	10,302	3,772	12,404	8,676	3,728	3,563	8	...	16	3,587
24. Murray Boroughs ...	2,652	1,606	1,046	2,649	1,603	1,046	513	1	...	2	516
25. Maryborough ...	7,013	4,873	2,140	5,985	3,845	2,140	2,067	15	2	7	2,091
26. Castlemaine ...	26,764	17,968	8,796	22,281	13,486	8,795	7,403	73	...	13	7,489
27. Creswick ...	32,877	22,691	10,186	29,622	19,445	10,177	9,000	8	3	22	9,033
28. Sandhurst ...	17,211	10,671	6,540	15,830	9,293	6,537	4,781	117	...	36	4,934
29. Avoca ...	18,999	13,388	5,611	17,269	11,676	5,593	6,230	13	2	18	6,263
30. Mandurang ...	19,574	13,212	6,362	18,525	12,194	6,331	5,821	33	...	12	5,866
31. Maldon ...	8,059	5,422	2,637	6,956	4,319	2,637	2,380	29	6	4	2,419
32. Ovens ...	15,644	11,028	4,616	12,642	8,029	4,613	4,205	53	...	8	4,266
33. Geelong East ...	11,752	5,795	5,957	11,728	5,772	5,956	2,354	349	17	55	2,775
34. Geelong West ...	11,234	5,356	5,878	11,231	5,353	5,878	2,460	589	1	5	3,055
35. South Grant ...	20,386	11,462	8,924	20,253	11,329	8,924	4,028	48	...	8	4,084
36. Ripon and Hampden...	10,345	6,992	3,353	9,466	6,149	3,317	2,292	12	1	4	2,309
37. Polwarth and South Grenville	3,421	1,919	1,502	3,406	1,907	1,499	596	2	598
38. Villiers and Heytesbury	10,308	5,793	4,515	10,270	5,769	4,501	1,789	20	...	2	1,811
39. Belfast ...	2,342	1,121	1,221	2,342	1,121	1,221	455	14	...	3	472
40. Warrnambool ...	2,211	1,146	1,065	2,211	1,146	1,065	432	25	...	4	461
41. Dundas ...	4,284	2,495	1,789	4,241	2,468	1,773	670	7	...	3	680
42. Wimmera ...	3,456	2,235	1,221	2,933	1,891	1,042	497	5	502
43. Normanby ...	5,222	2,868	2,354	5,140	2,828	2,312	904	26	2	...	932
44. Portland ...	2,804	1,344	1,460	2,804	1,344	1,460	565	79	4	1	649
45. Ballarat West ...	17,678	10,508	7,170	16,714	9,544	7,170	4,444	97	9	21	4,571
46. Ballarat East ...	16,800	10,216	6,584	15,151	8,567	6,584	4,168	84	4	15	4,271
47. Grenville ...	16,573	10,673	5,900	15,500	9,602	5,898	4,591	38	1	12	4,642
48. Crowlands ...	23,107	17,442	5,665	22,496	16,943	5,553	8,164	4	...	25	8,193
49. Ararat ...	4,032	2,617	1,415	3,583	2,178	1,405	1,151	4	...	6	1,161
Total ...	535,043	324,070	210,973	508,640	298,328	210,317	128,617	5,017	119	579	134,332

NOTE.—The Persons in Ships and Hulks and the Migratory Population are not included in this Return.

WILLIAM HENRY ARCHER, Registrar-General.

CENSUS OF 1861.—ELECTORAL PROVINCES.

POPULATION, inclusive and exclusive of Chinese and Aborigines; and Houses, whether Inhabited, Uninhabited, or Building, in each Electoral Province of Victoria, according to the Census taken on the 7th April, 1861.

Province.	Population (inclusive of Chinese and Aborigines).			Population (exclusive of Chinese and Aborigines).			Houses.				
	Persons.	Males.	Females.	Persons.	Males.	Females.	Inhabited.	Uninhabited.	Building.	Inhabited Stores, Offices, and Public Institutions.	Total.
Central Province ...	117,777	60,098	57,679	117,395	59,718	57,677	24,721	2,681	46	229	27,677
South Province ...	56,954	32,955	23,999	56,666	32,677	23,989	11,452	480	13	28	11,973
South Western Province	97,844	55,929	41,915	93,983	52,074	41,909	22,641	1,205	32	118	23,996
Western Province ...	40,436	23,629	16,807	39,097	22,401	16,696	7,929	186	7	23	8,145
North Western Province	178,674	121,430	57,244	163,265	106,387	56,878	51,143	377	21	145	51,686
Eastern Province ...	43,358	30,029	13,329	38,234	25,066	13,168	10,731	88	...	36	10,855
Total ...	535,043	324,070	210,973	508,640	298,323	210,317	128,617	5,017	119	579	134,332

NOTE.—The Persons in Ships and Hulks and the Migratory Population are not included in this Return.

WILLIAM HENRY ARCHER, Registrar-General.

CENSUS OF 1861.—GOLD FIELDS.

POPULATION, inclusive and exclusive of Chinese and Aborigines; and Houses, whether Inhabited, Uninhabited, or Building, on the Gold Fields included in each Warden's District throughout the Colony of Victoria, according to the Census taken on the 7th April, 1861.

Mining District.	Population (inclusive of Chinese and Aborigines).			Population (exclusive of Chinese and Aborigines).			Houses.				
	Persons.	Males.	Females.	Persons.	Males.	Females.	Inhabited.	Uninhabited.	Building.	Inhabited Stores, Offices, and Public Institutions.	Total.
Ararat ...	10,481	7,321	3,160	9,169	6,020	3,149	3,312	8	...	12	3,332
Ballaarat ...	61,219	38,664	22,555	55,246	32,693	22,553	16,121	227	17	57	16,422
Beechworth ...	23,361	17,069	6,292	18,819	12,532	6,287	6,785	60	...	23	6,868
Castlemaine ...	43,611	29,891	13,720	37,020	23,319	13,701	12,476	104	6	22	12,608
Maryborough ...	48,098	34,610	13,488	44,879	31,401	13,478	16,670	27	4	54	16,755
Sandhurst ...	41,411	27,137	14,274	38,833	24,570	14,263	12,215	165	...	55	12,435
Total ...	228,181	154,692	73,489	203,966	130,535	73,431	67,579	591	27	223	68,420

NOTE.—This Return does not give the total number of Inhabitants and Houses in each Warden's District, but merely the number upon the various Goldworkings and Mining Townships situated within each.

WILLIAM HENRY ARCHER, Registrar-General.

CENSUS OF 1861.—MUNICIPALITIES.

POPULATION, inclusive and exclusive of Chinese and Aborigines; and Houses, whether Inhabited, Uninhabited, or Building, in each Municipality of Victoria, according to the Census taken on the 7th April, 1861.

Municipality.	Population (inclusive of Chinese and Aborigines).			Population (exclusive of Chinese and Aborigines).			Houses.				
	Persons.	Males.	Females.	Persons.	Males.	Females.	Inhabited.	Uninhabited.	Building.	Inhabited Stores, Offices, and Public Institutions.	Total.
Amherst ...	2,080	1,314	766	2,080	1,314	766	628	2	630
Ararat ...	1,476	900	576	1,374	798	576	397	2	...	6	405
Avoca ...	1,437	999	438	1,047	609	438	368	1	369
Ballaarat West ...	9,264	5,141	4,123	9,205	5,082	4,123	2,211	61	8	19	2,299
Ballaarat East ...	12,840	7,758	5,082	11,557	6,475	5,082	3,220	83	3	13	3,319
Beechworth ...	2,317	1,500	817	1,928	1,112	816	542	16	...	4	562
Belfast ...	2,342	1,121	1,221	2,342	1,121	1,221	455	14	...	3	472
Brighton ...	2,501	1,198	1,303	2,501	1,198	1,303	497	61	1	2	561
Brunswick ...	3,014	1,532	1,482	3,014	1,532	1,482	646	90	2	...	738
Buninyong ...	1,206	669	537	1,186	649	537	276	9	...	1	286
Carisbrook ...	885	551	334	837	503	334	224	3	2	2	231
Castlemaine ...	9,683	6,039	3,644	8,553	4,910	3,643	2,541	33	...	11	2,585
Chewton ...	3,353	2,227	1,126	2,877	1,751	1,126	1,031	3	1,034
Clunes... ..	1,809	1,083	726	1,089	1,083	726	498	2	500
Collingwood East ...	12,653	6,240	6,413	12,653	6,240	6,413	3,057	414	7	...	3,478
Creswick ...	4,714	3,327	1,387	3,462	2,075	1,387	1,360	1	3	...	1,364
Daylesford ...	1,919	1,261	658	1,919	1,261	658	519	1	...	1	521
Dunolly ...	1,173	744	429	1,131	702	429	281	2	1	3	287
Emerald Hill ...	8,822	4,464	4,358	8,790	4,432	4,358	1,922	184	2	6	2,114
Fitzroy ...	11,807	5,752	6,055	11,807	5,752	6,055	2,492	206	5	...	2,703
Footscray ...	1,070	548	522	1,070	548	522	248	56	304
Geelong ...	16,613	8,149	8,464	16,597	8,133	8,464	3,445	583	14	56	4,098
Gisborne ...	624	374	250	624	374	250	139	8	2	...	149
Hamilton ...	1,197	635	562	1,197	635	562	233	7	...	3	243
Hawthorn ...	2,342	1,149	1,193	2,342	1,149	1,193	455	33	1	1	490
Heathcote ...	1,515	921	594	1,472	878	594	440	5	...	4	449
Hotham ...	7,053	3,616	3,437	7,053	3,616	3,437	1,531	171	1	2	1,705
Kew ...	1,439	711	728	1,439	711	728	277	14	2	...	293
Kilmore ...	1,668	898	770	1,668	898	770	329	4	...	3	336
Kyneton ...	2,094	1,115	979	2,094	1,115	979	422	39	8	...	469
Maldon ...	3,334	2,089	1,245	3,099	1,854	1,245	1,040	21	6	4	1,071
Maryborough ...	2,495	1,702	793	2,030	1,237	793	751	7	...	2	760
Melbourne ...	36,868	20,106	16,762	36,525	19,765	16,760	7,095	641	14	211	7,961
Newtown and Chilwell ...	4,901	2,247	2,654	4,901	2,247	2,654	1,070	305	...	2	1,377
Portland ...	2,804	1,344	1,460	2,804	1,344	1,460	565	79	4	1	649
Prahran ...	9,886	4,725	5,161	9,886	4,725	5,161	2,111	272	5	...	2,388
Richmond ...	11,355	5,590	5,765	11,355	5,590	5,765	2,595	332	2,927
Sandhurst ...	13,020	7,902	5,118	11,981	6,866	5,115	3,462	127	...	38	3,627
Sandridge ...	3,351	1,802	1,549	3,351	1,802	1,549	811	71	1	3	886
Smythesdale ...	1,794	1,176	618	1,490	872	618	558	13	...	2	573
South Barwon ...	1,472	755	717	1,461	745	716	299	50	4	2	355
St. Kilda ...	6,408	2,946	3,462	6,408	2,946	3,462	1,214	160	7	...	1,381
Warrnambool ...	2,211	1,146	1,065	2,211	1,146	1,065	432	25	...	4	461
Williamstown ...	4,492	2,230	2,262	4,492	2,230	2,262	992	125	1	4	1,122
Total ...	235,301	127,696	107,605	227,622	120,025	107,597	53,679	4,331	104	418	58,532

WILLIAM HENRY ARCHER, Registrar-General.

CENSUS OF 1861.—TOWNS AND VILLAGES.

DISTRIBUTION of the Population of Victoria in Towns and Villages, according to the Census taken on the 7th April, 1861.

Places.	Persons.	Males.	Females.	Persons.	Males.	Females.
COUNTY OF ANGLESEY.						
Avenel (part of) ¹	78	49	29			
Merton	8	3	5			
Seymour	181	112	69			
Wyndham	104	56	48			
Yea	117	69	48			
Remainder of the County	1,261	828	433			
Total County of Anglesey	1,749	1,117	632
COUNTY OF BOURKE.						
Albion	181	90	91			
Bacchus Marsh	476	243	233			
Beveridge	45	26	19			
Blackwood	263	171	92			
Boxhill	30	14	16			
Braybrook	71	41	30			
Brighton	2,501	1,198	1,303			
Broadmeadows	333	169	164			
Brunswick	3,014	1,532	1,482			
Bulla	136	66	70			
Camberwell	204	103	101			
Campbellfield	395	217	178			
Carlton	152	87	65			
Coleraine	24	13	11			
Collingwood East	12,653	6,240	6,413			
Dandenong	193	100	93			
Darley	29	20	9			
Deepdene	24	11	13			
Doncaster	46	24	22			
Donnybrook	103	65	38			
Emerald Hill	8,822	4,464	4,358			
Epping	120	65	55			
Essendon and Hawstead	289	140	149			
Fitzroy	11,807	5,752	6,055			
Flemington and Kensington	1,291	672	619			
Footscray	1,070	548	522			
Gap	100	50	50			
Germantown	117	64	53			
Gisborne	624	374	250			
Greensborough	367	195	172			
Hawthorn	2,342	1,149	1,193			
Hotham	7,053	3,616	3,437			
Kalkallo	63	36	27			
Keilor	462	249	213			
Kew	1,439	711	728			
Lancefield	49	30	19			
Macedon	347	234	113			
Maidstone	211	103	108			
Melbourne	36,868	20,106	16,762			
Melton	99	52	47			
Myrniong	46	25	21			
Northcote	163	77	86			
Oakleigh	278	158	120			
Pentridge (inclusive of Penal Estabmt.) ²	1,033	955	78			
Prahran	9,886	4,725	5,161			
Preston	623	336	287			
Richmond	11,355	5,590	5,765			
Riddell	25	10	15			
Romsey	22	11	11			
Sandridge	3,351	1,802	1,549			
Separation	104	56	48			
Springfield	81	41	37			
St. Kilda	6,408	2,946	3,462			
Sunbury	137	86	51			
Templestowe	180	99	81			
Thomastown	169	97	72			

¹ Remainder in the Murray.

² The population of Pentridge, exclusive of the Stockade, is but 102 persons.

TOWNS AND VILLAGES.

Distribution of the Population of Victoria—*continued.*

Places.	Persons.	Males.	Females.	Persons.	Males.	Females.
County of Bourke—continued.						
Twickenham	10	5	5			
Waldon	179	108	71			
Wallan-Wallan	122	70	52			
Warringal and Heidelberg	699	352	347			
Wellington	21	11	10			
Whittlesea (part of) ¹ ...	62	29	33			
Williamstown	4,492	2,230	2,262			
Woodstock	194	107	87			
Wyndham (part of) ² ...	56	34	22			
Remainder of the County ...	32,627	19,309	13,318			
Total County of Bourke	166,746	88,322	78,424
COUNTY OF DALHOUSIE.						
Broadford... ..	114	68	46			
Carlsruhe	152	93	59			
Heathcote	1,003	620	383			
Kilmore	1,668	898	770			
Kyneton	2,094	1,115	979			
Malmsbury (part of) ³ ...	714	436	278			
Miami	35	26	9			
Pyalong	133	79	54			
Woodend	957	958	359			
Remainder of the County ...	13,632	8,848	4,784			
Total County of Dalhousie	20,502	12,781	7,721
COUNTY OF DUNDAS.						
Balmoral	129	72	57			
Cavendish	118	61	57			
Coleraine	179	95	84			
Hamilton (part of) ⁴ ...	990	527	463			
Remainder of the County ...	2,172	1,353	819			
Total County of Dundas	3,588	2,108	1,480
COUNTY OF EVELYN.						
Eltham	472	230	242			
Emerald	37	18	19			
Lillydale	19	15	4			
Queenstown	139	97	42			
Warrandyte	230	138	92			
Whittlesea (part of) ⁵ ...	39	26	13			
Remainder of the County ...	2,681	1,677	1,004			
Total County of Evelyn	3,617	2,201	1,416
COUNTY OF FOLLETT.						
Casterton	165	90	75			
Dartmoor	13	9	4			
Lindsey	14	8	6			
Mumbannar	14	8	6			
Remainder of the County ...	490	272	218			
Total County of Follett	696	387	309

¹ Remainder in Evelyn.
² Remainder in Grant.

³ Remainder in Talbot.
⁴ Remainder in Normanby.

⁵ Remainder in Bourke.

TOWNS AND VILLAGES.

Distribution of the Population of Victoria—*continued.*

Places.	Persons.	Males.	Females.	Persons.	Males.	Females.
COUNTY OF GRANT.						
Ballan	202	124	78			
Ballaarat East (part of) ¹	12,205	7,410	4,795			
Bannockburn	27	19	8			
Barwon	1,472	755	717			
Batesford	312	160	152			
Belmont	132	67	65			
Breakwater	136	63	73			
Buninyong	1,206	669	537			
Ceres	173	97	76			
Clarendon	276	156	120			
Fyansford... ..	227	142	85			
Geelong	16,613	8,149	8,464			
Lethbridge	1,267	727	540			
Maddingley	130	74	56			
Meredith	124	68	56			
Newtown and Chilwell	4,901	2,247	2,654			
Queenscliff	608	312	296			
Rothwell	4	2	2			
Rowsley	16	11	5			
Shelford (part of) ²	153	74	79			
Teesdale	119	61	58			
Wyndham (part of) ³	72	29	43			
Winchelsea (part of) ⁴	94	59	35			
Remainder of the County	25,050	14,609	10,441			
Total County of Grant	65,519	36,084	29,435
COUNTY OF GRENVILLE.						
Ballaarat East (part of) ⁵	635	348	287			
Ballaarat West	9,264	5,141	4,123			
Carnham	92	54	38			
Chepstowe	12	5	7			
Cressy	71	39	32			
Inverleigh	214	98	116			
Lintons	382	209	173			
Minersrest (part of) ⁶	24	16	8			
Pitfield	74	48	26			
Rokewood	91	55	36			
Shelford (part of) ⁷	66	35	31			
Smythesdale	1,794	1,176	618			
Winchelsea (part of) ⁸	120	57	63			
Remainder of the County	17,315	11,323	5,992			
Total County of Grenville	30,154	18,604	11,550
COUNTY OF HAMPDEN.						
Camperdown	415	229	186			
Darlington	49	26	23			
Hexham (part of) ⁹	30	15	15			
Lismore	25	17	8			
Mortlake	126	82	44			
Skipton (part of) ¹⁰	57	33	24			
Terang	114	63	51			
Remainder of the County	2,449	1,516	933			
Total County of Hampden	3,265	1,981	1,284
COUNTY OF HEYTESBURY.						
Allansford	64	34	30			
Remainder of the County	905	508	397			
Total County of Heytesbury	969	542	427

¹ Remainder in Grenville.
² Remainder in Grenville.
³ Remainder in Bourke.
⁴ Remainder in Grenville.

⁵ Remainder in Grant.
⁶ Remainder in Ripon.
⁷ Remainder in Grant.

⁸ Remainder in Grant.
⁹ Remainder in Villiers.
¹⁰ Remainder in Ripon.

TOWNS AND VILLAGES.

Distribution of the Population of Victoria—*continued.*

Places.	Persons.	Males.	Females.	Persons.	Males.	Females.
COUNTY OF MORNINGTON.						
Berwick	60	30	30			
Buneeep	24	16	8			
Cranbourne	115	62	53			
Dromana	139	78	61			
Pakenham	26	21	5			
Schnapper Point	436	229	207			
Remainder of the County	3,568	2,094	1,474			
Total County of Mornington	4,368	2,530	1,838
COUNTY OF NORMANBY.						
Branxholme	93	56	37			
Digby	179	85	94			
Heywood	270	161	109			
Hochkirch	310	160	150			
Hotspur	67	34	33			
Hamilton (part of) ¹	207	108	99			
Lyons	22	13	9			
Macarthur	55	33	22			
Merino	394	206	188			
Nelson	10	6	4			
Portland	2,084	1,344	1,460			
Sandford	178	101	77			
Remainder of the County	3,437	1,905	1,532			
Total County of Normanby	8,026	4,212	3,814
COUNTY OF POLWARTH.						
Colac	746	393	353			
Remainder of the County	1,425	848	577			
Total County of Polwarth	2,171	1,241	930
COUNTY OF RIPON.						
Ararat	1,476	900	576			
Beaufort	1,216	852	364			
Learmonth	67	46	21			
Minersrest (part of) ²	102	55	47			
Raglan	86	44	42			
Skipton (part of) ³	64	36	28			
Streatham	49	21	28			
Wickliffe	85	51	34			
Remainder of the County	6,855	4,876	1,979			
Total County of Ripon	10,000	6,881	3,119
COUNTY OF TALBOT.						
Amherst	2,080	1,314	766			
Back Creek	170	100	70			
Carisbrook	885	551	334			
Castlemaine (part of) ⁴	7,710	4,792	2,918			
Chewton	3,353	2,227	1,126			
Clunes	1,711	1,032	679			
Coxtown	58	29	29			

¹ Remainder in Dundas.
² Remainder in Grenville.

³ Remainder in Hampden.
⁴ Remainder in the Loddon.

TOWNS AND VILLAGES.

Distribution of the Population of Victoria—*continued.*

Places.	Persons.	Males.	Females.	Persons.	Males.	Females.
County of Talbot—continued.						
Creswick	4,714	3,327	1,387			
Dalesford	1,919	1,261	658			
Elphinstone	187	118	69			
Franklinford	116	65	51			
Fryerstown	696	417	279			
Glenluce	59	32	27			
Guildford	150	98	52			
Harcourt (part of) ¹	422	265	157			
Lexton	265	138	127			
Malmsbury (part of) ²	116	69	47			
Maryborough	2,495	1,702	793			
Taradale	897	548	349			
Vaughan	543	387	156			
Remainder of the County	36,982	26,341	10,641			
Total County of Talbot	65,528	44,813	20,715
COUNTY OF VILLIERS.						
Belfast	2,342	1,121	1,221			
Caramut	81	44	37			
Chatsworth	28	20	8			
Dennington	52	25	27			
Dunkeld	152	86	66			
Framlingham	9	3	6			
Hexham (part of) ³	82	42	40			
Killarney	114	55	59			
Kirkstall	28	13	15			
Orford	8	3	5			
Penshurst	155	86	69			
Warrnambool	2,211	1,146	1,065			
Woodford	99	44	55			
Woolsthorpe	45	25	20			
Yambuk	103	59	44			
Remainder of the County	8,383	4,746	3,637			
Total County of Villiers	13,892	7,518	6,374
GIPPS LAND DISTRICT.						
Alberton	92	48	44			
Bairnsdale	62	43	19			
Bruthen	13	9	4			
Longford	14	8	6			
Palmerston	104	55	49			
Port Albert	277	156	121			
Rosedale	147	94	53			
Sale	508	268	240			
Sarsfield	22	18	4			
Seacombe	16	11	5			
Stratford	144	72	72			
Tambo	42	23	19			
Tarraville	448	220	228			
Traralgon	36	21	15			
Victoria	102	53	49			
Welshpool	13	3	10			
Woodside	53	24	29			
Remainder of the District	4,305	2,794	1,511			
Total Gipps Land District	6,398	3,920	2,478

¹ Remainder in the Loddon.² Remainder in Dalhousie.³ Remainder in Hampden.

TOWNS AND VILLAGES.

Distribution of the Population of Victoria—*continued.*

Places.	Persons.	Males.	Females.	Persons.	Males.	Females.
LODDON DISTRICT.						
Avoca	518	305	213			
Bridgewater	53	45	8			
Castlemaine (part of) ¹	1,973	1,247	726			
Dunolly	426	257	169			
Eaglehawk	345	220	125			
Ellesmere	132	88	44			
Epsom	255	172	83			
Harcourt (part of) ²	64	38	26			
Inglewood	2,845	1,895	950			
Kerang	59	42	17			
Lamplough	110	80	30			
Lockwood... ..	71	45	26			
Long Gully	175	103	72			
Maldon	3,334	2,089	1,245			
Muckleford	269	187	82			
Neilborough	84	53	31			
Newbridge	118	72	46			
Newstead	212	128	84			
Sandhurst	13,020	7,902	5,118			
Strathloddon	35	29	6			
Wedderburn	280	172	108			
Remainder of the District	40,591	28,243	12,348			
Total Loddon District	64,969	43,412	21,557
MURRAY DISTRICT.						
Avenel (part of) ³	123	76	47			
Baddaginnie	32	17	15			
Barnawartha	20	13	7			
Belvoir	254	150	104			
Beechworth	2,317	1,500	817			
Benalla	557	317	240			
Boorgunyah	22	14	8			
Chiltern	1,100	712	388			
Christmastown	238	200	38			
Euroa	117	67	50			
Glenrowen	12	7	5			
Greta	35	23	12			
Longwood... ..	106	62	44			
Mansfield	90	57	33			
Myrtleford	176	113	63			
Rutherglen	1,136	711	425			
Shepparton	30	23	7			
Stanley	503	316	187			
Tarrowingee	160	110	50			
Violettown	204	126	78			
Wahgunyah	225	131	94			
Wangaratta	612	385	227			
Winton	62	36	26			
Yackandandah	360	205	155			
Remainder of the District	23,440	17,300	6,140			
Total Murray District	31,931	22,671	9,260
RODNEY DISTRICT.						
Echuca	221	131	90			
Murchison	58	29	29			
Redcastle	116	77	39			
Rochester	27	15	12			
Runnymede	83	51	32			
Rushworth	185	123	62			
Whroo	258	182	76			
Remainder of the District	2,332	1,713	619			
Total Rodney District	3,280	2,321	959

¹ Remainder in Talbot.

² Remainder in Talbot.

³ Remainder in Anglesey.

TOWNS AND VILLAGES.

Distribution of the Population of Victoria—*continued*.

Places.	Persons.	Males.	Females.	Persons.	Males.	Females.
WIMMERA DISTRICT.						
Apsley	31	17	14			
Castle Donnington	142	93	49			
Crowlands	54	24	30			
Glenlogie	19	14	5			
Glenorchy	136	82	54			
Great Western	24	16	8			
Harrow	134	72	62			
Horsham	270	151	119			
Navarre	95	55	40			
Stawell	195	116	79			
St. Arnaud	439	292	147			
Remainder of the District	26,136	19,492	6,644			
Total Wimmera District	27,675	20,424	7,251
Persons in Ships, Hulks, &c.	1,918	1,688	230
Migratory Population	3,361	2,893	468
Total of Victoria	540,322	328,651	211,671

WILLIAM HENRY ARCHER, Registrar-General.

CENSUS OF 1861.—RELIGIONS OF THE PEOPLE.

ABSTRACT showing the Number of Persons, Males and Females, in Victoria, of each Religious Denomination, with the Numerical and Proportional Increase or Diminution since the previous Census, and the proportion per cent. of each Denomination to the Total Population in 1861 and 1857 respectively.

No. 9, c.

Religious Denominations.	Population.						Increase or Decrease.						Proportion of each Denomination to total Population.					
	1861.			1857.			Numerical.			Proportionate.			1861.			1857.		
	Persons.	Males.	Females.	Persons.	Males.	Females.	Persons.	Males.	Females.	Persons.	Males.	Females.	Persons.	Males.	Females.	Persons.	Males.	Females.
Church of England and Episcopalians Protestants ...	205,695	123,503	82,192	157,819	99,409	58,410	47,876	24,094	23,782	30.34	24.23	40.71	38.07	37.57	38.83	38.42	37.61	39.89
Free Church ...	454	239	215	218	129	89	236	110	126	108.26	85.27	141.57	0.08	0.07	0.10	0.05	0.05	0.06
Protestants (not otherwise defined) ...	5,919	4,216	1,703	15,321	10,844	4,477	-9,402	-6,628	-2,774	-61.37	-61.12	-61.88	1.10	1.28	0.80	3.73	4.10	3.06
Presbyterian Churches:—																		
Presbyterian Church of Victoria ...	5,052	2,732	2,320	5,052	2,732	2,320	0.94	0.83	1.09
Church of Scotland ...	36,917	22,016	14,901	27,828	17,347	10,481	9,089	4,669	4,420	32.66	26.92	42.18	6.83	6.70	7.04	6.77	6.56	7.16
Free Church of Scotland and Free Presbyterians ...	21,219	12,122	9,097	19,341	11,337	8,004	1,878	785	1,093	9.71	6.92	13.65	3.93	3.69	4.30	4.71	4.29	5.47
United Presbyterian Church ...	16,734	9,606	7,128	9,315	5,499	3,816	7,419	4,107	3,312	79.65	74.68	86.79	3.10	2.95	3.37	2.27	2.08	2.61
Other Presbyterian Churches ...	346	230	116	253	154	99	93	76	17	36.76	49.35	17.17	0.06	0.07	0.05	0.06	0.05	0.07
Presbyterians (not otherwise defined) ...	6,835	4,278	2,557	8,443	5,568	2,875	-1,608	-1,290	-318	-19.05	-23.17	-11.06	1.26	1.30	1.21	2.06	2.11	1.96
Wesleyan Methodists:—																		
Wesleyans, Wesleyan Methodists, and Methodists ...	40,799	22,401	18,398	24,740	14,399	10,341	16,059	8,002	8,057	64.91	55.58	77.92	7.55	6.81	8.69	6.02	5.45	7.06
Primitive Methodists ...	3,775	2,128	1,647	2,044	1,237	807	1,731	891	840	84.68	72.03	104.09	0.70	0.65	0.78	0.50	0.47	0.55
Wesleyan Methodist Association and United Free Methodist Churches ...	1,146	575	571	791	431	360	355	144	211	44.88	33.41	58.61	0.21	0.17	0.27	0.19	0.16	0.25
Bible Christians ...	651	353	298	268	138	130	383	215	168	142.91	155.80	129.23	0.12	0.10	0.14	0.07	0.05	0.09
Other Wesleyan Methodists ...	140	100	40	145	81	64	-5	19	-24	-3.45	23.46	-37.50	0.03	0.03	0.02	0.04	0.03	0.04
Independents or Congregationalists ...	12,777	7,069	5,708	10,732	6,253	4,479	2,045	816	1,229	19.08	13.05	27.44	2.37	2.15	2.70	2.61	2.37	3.06
Baptists ...	9,001	4,989	4,012	6,412	3,688	2,724	2,589	1,301	1,288	40.37	35.27	47.28	1.67	1.52	1.90	1.56	1.40	1.86
Lutherans and German Protestants ...	10,043	7,620	2,423	6,488	5,165	1,323	3,555	2,455	1,100	54.79	47.53	83.14	1.86	2.32	1.14	1.59	1.95	0.90
Unitarians ...	1,430	989	441	1,462	1,031	431	-32	-42	10	-2.19	-4.07	2.32	0.27	0.30	0.21	0.36	0.39	0.29
Society of Friends ...	273	192	81	325	238	87	-52	-46	-6	-16.00	-19.33	-6.89	0.05	0.06	0.04	0.08	0.09	0.06
Calvinists and Calvinistic Methodists ...	650	492	158	468	334	134	182	158	24	38.89	47.31	17.91	0.10	0.15	0.07	0.11	0.13	0.09
Other Persuasions ...	1,257	792	465	1,304	931	373	-47	-139	92	-3.60	-14.93	24.67	0.23	0.24	0.22	0.31	0.35	0.26
Roman Catholics ...	107,610	58,447	49,163	70,152	38,781	31,371	37,458	19,666	17,792	58.40	50.71	56.71	19.92	17.78	23.23	17.08	14.67	21.42
Catholics (not otherwise defined) ...	2,219	1,285	934	6,348	3,774	2,574	-4,129	-2,489	-1,640	-65.04	-65.95	-63.71	0.41	0.39	0.44	1.55	1.42	1.76
Greek Church ...	239	226	13	127	124	3	112	102	10	88.19	82.26	333.33	0.04	0.07	0.01	0.03	0.05	0.00
Israelites and Christian Israelites ...	395	222	173	307	186	121	88	36	52	28.66	19.35	42.98	0.07	0.07	0.08	0.08	0.07	0.08
Latter-day Saints or Mormons ...	108	90	18	208	164	44	-100	-74	-26	-48.08	-45.12	-59.09	0.02	0.03	0.01	0.05	0.06	0.03
Jews ...	2,903	1,857	1,046	2,181	1,516	665	722	341	381	33.10	22.49	57.29	0.54	0.57	0.49	0.53	0.57	0.46
Unsectarian, No Denomination, Secularists, &c. ...	952	761	191	1,406	1,194	212	-454	-433	-21	-32.29	-36.26	-9.91	0.18	0.23	0.09	0.34	0.45	0.14
No Religion ...	441	398	43	1,158	1,073	85	-717	-675	-42	-61.91	-62.91	-49.41	0.08	0.12	0.02	0.28	0.41	0.06
Mahomedans ...	189	178	11	216	213	3	-27	-35	8	-12.50	-16.43	266.67	0.04	0.05	0.01	0.05	0.08	0.00
Pagans (exclusive of Chinese) ...	1,672	1,039	633	1,898	1,370	528	-226	-331	105	-11.91	-24.16	19.89	0.31	0.32	0.30	0.46	0.52	0.36
Chinese (not Christians) ...	24,551	24,543	8	25,390	25,388	2	-839	-845	6	-3.30	-3.33	300.00	4.54	7.47	0.01	6.18	9.61	0.00
Unspecified (Adults) ...	2,391	2,106	285	2,999	2,590	409	-608	-484	-124	-20.27	-18.68	-30.32	0.44	0.64	0.13	0.73	0.98	0.28
Unspecified (Children) ...	642	357	285	306	160	146	336	197	139	109.80	123.12	95.21	0.12	0.11	0.13	0.07	0.06	0.10
Objecting to state their Religion from conscientious scruples ...	11,536	7,607	3,929	11,536	7,607	3,929	2.14	2.31	1.86
Unenumerated Migratory Population ...	3,361	2,893	468	4,353	3,588	765	-992	-695	-297	-22.79	-19.37	-38.82	0.62	0.88	0.22	1.06	1.36	0.52
Total ...	540,322	328,651	211,671	410,766	264,334	146,432	129,556	64,317	65,239	31.54	24.33	44.55	100.00	100.00	100.00	100.00	100.00	100.00

NOTE.—In instances in which a diminution of population has taken place, the minus sign (-) is placed before the decrease and per centage of decrease.

WILLIAM HENRY ARCHER, Registrar-General.

STATISTICS OF VICTORIA, 1861.—POPULATION.

CENSUS OF 1861.—OCCUPATIONS OF THE PEOPLE.

ABSTRACT showing in classified arrangement the Occupations of Persons, Males and Females, of all Ages, and the proportions per cent. which Persons of each Class and Sub-class bear to the Total of all Classes, both inclusive and exclusive of Chinese and Aborigines.

Occupations.	Population.									Proportion per cent. of each Occupation to Population.									
	Inclusive of Chinese and Aborigines.			Chinese and Aborigines.			Exclusive of Chinese and Aborigines.			Inclusive of Chinese and Aborigines.			Exclusive of Chinese and Aborigines.						
	1861.			1861.			1861.			1861.			1861.			1857.			
	Persons.	Males.	Females.	Persons.	Males.	Females.	Persons.	Males.	Females.	Persons.	Males.	Females.	Persons.	Males.	Females.	Persons.	Males.	Females.	
CLASSES AND SUB-CLASSES.																			
CLASS I. Government. —Persons engaged in the general and local government and defence of the country	*	3,774	3,746	28	1	1	..	3,773	3,745	28
Sub-class 1. Officers of General Government.—Ministers of state, judges, resident magistrates, clerks, surveyors, &c.	1	1,204	1,204	1	1	..	1,203	1,203
2. Officers of Local Government.—Municipal officers, district road board officers, &c.	2	149	149	149	149
3. Army, Navy, Police.—Officers, soldiers, constables, warders, turnkeys, searchers, &c.	3	1,896	1,876	20	1,896	1,876	20
4. Workmen in Government employment.—Messengers, office keepers, chainmen in Government survey parties, &c.	4	525	517	8	525	517	8
CLASS II. Professional. —Persons in the learned professions (with their immediate subordinates) not in the Government service	*	3,090	2,579	511	80	80	..	3,010	2,499	511
Sub-class 1. Clergy, ministers, priests, missionaries, Scripture readers, and their subordinates, sextons, pew-openers, &c.	5	490	477	13	11	11	..	479	466	13
2. Physicians, surgeons, oculists, dentists, &c.	6	653	649	4	61	61	..	592	588	4
3. Dispensing chemists, sick nurses, hospital attendants, and others ministering to health in a subordinate capacity	7	1,029	535	494	7	7	..	1,022	528	494
4. Lawyers.—Barristers, attorneys, conveyancers, &c.	8	380	380	380	380
5. Law clerks, law stationers, official assignees, bailiffs, law court officers, &c.	9	538	538	..	1	1	..	537	537
CLASS III. Professional. —Persons engaged in literature, fine arts, and sciences	*	4,286	2,459	1,827	11	11	..	4,275	2,448	1,827
Sub-class 1. Teachers, schoolmasters, schoolmistresses, governesses, music teachers, inspectors of schools, &c.	10	2,777	1,093	1,684	3	3	..	2,774	1,090	1,684
2. Architects, civil engineers, surveyors (land), draughtsmen, &c.	11	560	560	560	560
3. Other Professions.—Authors, editors, reporters, photographers, musicians, &c.	12	949	806	143	8	8	..	941	798	143
CLASS IV. Trading. —Persons who buy, sell, keep, or lend money or goods	*	15,594	13,809	1,785	1,046	1,044	2	14,548	12,765	1,783	2
Sub-class 1. Merchants	13	773	764	9	5	5	..	768	759	9
2. Shop and store keepers, warehousemen, dealers, hawkers, &c.	14	7,850	6,411	1,439	931	929	2	6,919	5,482	1,437	2
3. Bankers, brokers, accountants, auctioneers, commission agents, &c.	15	1,901	1,891	10	31	31	..	1,870	1,860	10
4. Commercial clerks, assistants in shops, storemen, salesmen, &c.	16	5,070	4,743	327	79	79	..	4,991	4,664	327
CLASS V. Personal Offices. —Persons engaged in entertaining, clothing, and performing personal offices for man	*	36,442	12,152	24,290	372	365	7	36,070	11,787	24,283	7
Sub-class 1. Inn and lodging-house keepers, barmen, barmaids, &c.	17	4,632	3,109	1,523	169	169	..	4,463	2,940	1,523
2. Tailors, shoemakers, dressmakers, outfitters, hatters, &c.	18	8,115	4,144	3,971	81	81	..	8,034	4,063	3,971
3. Domestic servants (general), cooks, coachmen (private servants), groomsmen (private servants), &c.	19	23,695	4,899	18,796	122	115	7	23,573	4,784	18,789	7
CLASS VI. Manufacturing. —Persons engaged in art and mechanical productions, and in working and dealing in mineral, vegetable, and animal matters	*	33,780	33,556	224	150	150	..	33,630	33,406	224
Sub-class 1. Contractors, special branch in which they work being undefined	20	468	467	1	1	1	..	468	467	1
2. Masons, bricklayers, slaters, hodmen, plasterers, &c.	21	4,193	4,193	4,192	4,192
3. Quarrymen, brickmakers, road and railway laborers, &c.	22	8,047	8,040	7	8,047	8,040	7
4. Blacksmiths, whitesmiths, founders, mechanical engineers, &c.	23	5,647	5,618	29	63	63	..	5,584	5,555	29
5. Builders, carpenters, building surveyors, timber merchants, sawyers, &c.	24	8,508	8,489	19	64	64	..	8,444	8,425	19
6. Cabinet makers, furniture dealers, carvers and gilders, turners, &c.	25	1,083	1,020	63	5	5	..	1,073	1,015	63
7. Coach and cart makers, wheelwrights, implement makers, &c.	26	1,754	1,748	6	1,754	1,748	6
8. Other artisans and mechanics, printers, bookbinders, cooper, &c.	27	3,140	3,060	80	15	15	..	3,125	3,045	80
9. Tanners, fellmongers, soapboilers, woolsorters, charcoal burners, &c.	28	940	921	19	2	2	..	938	919	19

CENSUS OF 1861.—BIRTHPLACES OF THE PEOPLE.

ABSTRACT showing the Number of Persons, Males and Females, in Victoria, of different Birthplaces, with their Numerical and Proportionate Increase or Decrease since the previous Census; also the proportion per cent. of each Nationality to the Totals of the Population in 1861 and 1857, respectively.

Where born.	Population.						Increase or Decrease.						Proportion per cent. of each Nationality to the respective Totals.					
	1861.			1857.			Numerical.			Proportion.			1861.			1857.		
	Persons.	Males.	Females.	Persons.	Males.	Females.	Persons.	Males.	Females.	Persons.	Males.	Females.	Persons.	Males.	Females.	Persons.	Males.	Females.
BRITISH.																		
Born in Victoria*	138,075	69,389	68,686	68,173	34,546	33,627	69,902	34,843	35,059	102.54	100.86	104.26	25.55	21.11	32.45	16.60	13.07	22.97
" Other Australian Colonies and New Zealand	19,836	10,336	9,500	16,708	8,932	7,776	3,128	1,404	1,724	18.72	15.72	22.17	3.67	3.15	4.49	4.07	3.38	5.31
" England	169,586	108,037	61,549	147,182	98,021	49,161	22,404	10,016	12,388	15.22	10.22	25.20	31.39	32.87	29.08	35.83	37.09	33.58
" Wales	6,055	4,333	1,722	4,522	3,297	1,225	1,533	1,036	497	33.90	31.42	40.57	1.12	1.32	0.81	1.10	1.25	0.84
" Scotland	60,701	37,032	23,669	53,199	33,794	19,405	7,502	3,238	4,264	14.10	9.58	21.97	11.23	11.27	11.18	12.95	12.78	13.25
" Ireland	87,160	47,176	39,984	64,592	35,152	29,440	22,568	12,024	10,544	34.94	34.21	35.82	16.13	14.35	18.90	15.72	13.30	20.10
" British Colonies (not Australian)	3,490	2,575	915	3,375	2,511	864	115	64	51	3.40	2.55	5.90	0.65	0.78	0.43	0.82	0.95	0.59
" East India (British race)	654	437	217	662	440	222	-8	-3	-5	-1.21	-0.68	-2.25	0.12	0.13	0.10	0.16	0.17	0.15
" East India (Indians)	204	188	16	273	257	16	-69	-69	0.00	-25.27	-26.85	0.00	0.04	0.06	0.01	0.07	0.10	0.01
FOREIGN.																		
Born in France	1,250	1,026	224	1,408	1,173	235	-158	-147	-11	-11.22	-12.53	-4.68	0.23	0.31	0.11	0.34	0.44	0.16
" Germany	10,418	8,118	2,300	7,834	6,226	1,608	2,584	1,892	692	32.98	30.38	43.03	1.93	2.47	1.09	1.91	2.36	1.10
" Other European Countries	6,938	6,562	376	4,907	4,660	247	2,031	1,902	129	41.39	40.82	52.22	1.28	2.00	0.18	1.19	1.76	0.17
" United States of America	2,554	2,209	345	2,910	2,575	335	-356	-366	10	-12.23	-14.21	2.99	0.47	0.67	0.16	0.71	0.97	0.23
" China	24,732	24,724	8	25,424	25,421	3	-692	-697	5	-2.72	-2.74	166.67	4.58	7.54	0.00	6.19	9.62	0.00
" Other Countries	406	346	60	412	356	56	-6	-10	4	-1.45	-2.81	7.14	0.08	0.11	0.03	0.10	0.13	0.04
Born at Sea	1,840	987	853	1,624	892	732	216	95	121	13.30	10.65	16.53	0.34	0.30	0.40	0.40	0.34	0.49
Unspecified (British Names)	663	408	255	1,282	862	420	-619	-454	-165	-48.28	-52.66	-39.29	0.12	0.12	0.12	0.31	0.33	2.29
" (Foreign Names)	40	31	9	53	41	12	-13	-10	-3	-24.53	-24.39	-25.00	0.01	0.01	0.00	0.01	0.01	0.01
" (Names not mentioned)	1,200	1,094	106	1,226	1,064	162	-26	30	-56	-2.12	2.81	-34.57	0.22	0.33	0.05	0.30	0.40	0.11
British subjects by parentage not born in British possessions	1,179	770	409	811	690	121	368	80	288	45.37	11.59	238.01	0.22	0.23	0.19	0.20	0.26	0.08
Migratory Population (exclusive of Chinese)	3,341	2,873	468	4,189	3,424	765	-848	-551	-297	-20.24	-16.09	-38.82	0.62	0.87	0.22	1.02	1.29	0.52
Total	540,322	328,651	211,671	410,766	264,334	146,432	129,556	64,317	65,239	31.54	24.33	44.55	100.00	100.00	100.00	100.00	100.00	100.00

* Including the Aborigines, amounting to 1694 in 1861, and to 1738 in 1857.
NOTE.—In instances in which a diminution of population has taken place, the minus sign (-) is placed before the decrease and per centage of decrease.

WILLIAM HENRY ARCHER, Registrar-General.

BIRTHS AND DEATHS.

RETURN of the Number of Births and Deaths, of both sexes, registered during each quarter of the Year 1861.

Quarter ending	BIRTHS.			DEATHS.		
	Males.	Females.	Total.	Males.	Females.	Total.
31st March	2,722	2,621	5,343	1,879	1,433	3,312
30th June	2,951	2,703	5,654	1,588	1,204	2,792
30th September ...	3,265	3,249	6,514	1,394	851	2,245
31st December ...	3,082	2,868	5,950	1,263	910	2,173
Total	12,020	11,441	23,461	6,124	4,398	10,522

WILLIAM HENRY ARCHER,
Registrar-General.

MARRIAGES.

RETURN of the Number of Marriages registered during the Year 1861, distinguishing those celebrated by Clergy from those performed by Lay Registrars.

Quarter ending	Clergy.	Registrars.	Total.
31st March	1,050	53	1,103
30th June	1,150	30	1,180
30th September ...	1,055	54	1,109
31st December ...	1,002	40	1,042
Total	4,257	177	4,434

WILLIAM HENRY ARCHER,
Registrar-General.

IMMIGRATION.

RETURN classifying the Immigrants who arrived in the Colony of Victoria by Sea during the Year 1861, showing the number of Adults, Children, and Infants arriving in each Month, and distinguishing those coming from the adjacent Colonies, the United Kingdom, and Foreign Ports.

Month	Place of Departure.																																									
	New South Wales.						South and Western Australia.						Tasmania.						New Zealand and South Seas.						Total from the neighboring Colonies						The United Kingdom.						Foreign Ports.					
	Adults.		Children 12 to 1 year.		Infants.		Adults.		Children 12 to 1 year.		Infants.		Adults.		Children 12 to 1 year.		Infants.		Adults.		Children 12 to 1 year.		Infants.		Adults.		Children 12 to 1 year.		Infants.		Adults.		Children 12 to 1 year.		Infants.							
	M.	F.	M.	F.	M.	F.	M.	F.	M.	F.	M.	F.	M.	F.	M.	F.	M.	F.	M.	F.	M.	F.	M.	F.	M.	F.	M.	F.	M.	F.	M.	F.	M.	F.								
January	308	92	17	14	1	..	163	85	10	10	2	2	148	54	15	13	1	1	44	10	1	2	1	..	663	241	43	39	5	3	783	613	101	69	20	16	94	16	3	1
February	283	77	14	5	182	80	22	16	4	3	131	80	12	13	1	2	52	7	1	6	648	244	49	40	5	5	136	71	23	16	2	2	34	8	4	1
March	272	88	10	11	148	75	27	30	7	3	234	117	17	28	3	..	61	9	1	2	2	..	715	289	55	71	12	3	485	375	68	73	14	13	88	19	4	1
April	190	71	9	4	138	103	20	23	7	..	190	95	21	16	5	..	31	7	..	1	1	..	549	276	50	44	13	..	228	96	20	23	6	4	23	7	4	6	1	..
May	295	68	20	13	126	62	7	14	1	..	256	134	27	20	4	2	33	13	..	1	710	277	54	48	5	2	447	217	51	58	6	12	39	10	2	4	2	..
June	217	64	12	12	93	33	8	8	..	2	233	92	17	20	3	..	19	5	582	194	37	40	3	2	484	421	48	70	13	18	25	4	2	1	..	1
July	160	49	13	9	67	32	8	11	..	3	160	79	22	10	4	1	22	2	1	..	1	..	409	182	44	30	5	4	706	286	70	55	11	26	75	13	2	2
August	246	69	11	22	1	..	89	33	11	6	2	..	136	70	10	14	1	..	21	4	3	3	492	176	35	45	4	..	696	594	84	58	22	17	44	20	8	5	4	1
September ..	216	64	3	5	67	25	7	9	2	..	221	80	7	7	3	1	172	4	2	676	173	19	21	5	1	128	49	6	9	1	1	59	7	1	4
October	223	67	11	8	63	20	4	1	264	73	7	8	1,533	18	5	5	2,083	178	27	22	616	264	48	42	14	12	84	17	5	9	2	2
November ..	278	68	14	14	52	18	2	1	1	..	122	52	11	12	3	..	892	10	2	4	1,344	148	29	31	4	..	202	226	68	57	9	8	29	8	5	5
December ..	269	76	17	12	93	31	7	10	1	..	217	79	15	16	3	..	601	7	1	1,180	193	40	38	4	..	1,385	1,097	211	204	27	27	29	6	2	3	..	1
	2,957	853	161	129	2	..	1,261	697	133	139	27	13	2,312	1,005	181	177	31	7	3,481	96	17	24	5	..	10,031	2,551	482	469	65	20	6,296	4,309	798	734	145	156	623	135	42	42	9	..

GENERAL TOTAL.

Month.	Adults.		Children—12 to 1 year.		Infants.		Total Souls.
	Males.	Females.	Males.	Females.	Males.	Females.	
January	1,540	870	147	109	25	19	2,710
February	818	323	76	57	7	7	1,288
March	1,288	683	127	145	26	16	2,285
April	800	379	74	73	20	4	1,350
May	1,196	504	107	110	13	14	1,944
June	1,071	619	87	111	16	21	1,925
July	1,190	461	116	87	16	30	1,900
August	1,232	790	127	108	30	18	2,305
September ..	863	229	26	34	6	2	1,160
October	2,783	459	80	73	16	14	3,425
November ..	1,575	382	102	93	13	8	2,173
December ..	2,594	1,296	253	245	31	28	4,447
	16,950	6,995	1,322	1,245	219	181	26,912

WILLIAM HENRY ARCHER, Registrar-General.

IMMIGRANTS WHOLLY AT THE PUBLIC EXPENSE.

RETURN of the Number of Immigrants introduced into the Colony wholly at the Public Expense, during the Year 1861, showing the number arriving each Month.

Month.	Under 1 year.		1 year and under 12 years.		12 years and upwards.		Total.		Total Souls.
	Males.	Females.	Males.	Females.	Males.	Females.	Males.	Females.	
January	30	283	9	13	4	6	43	302	345
February
March	23	164	8	16	3	1	34	181	215
April
May
June	39	238	5	13	7	3	51	254	305
July
August	29	311	13	14	2	1	44	326	370
September
October
November
December	26	232	11	21	6	3	43	256	299
Total	147	1,228	46	77	22	14	215	1,319	1,534

J. CHATFIELD TYLER, Secretary and Immigration Agent.

IMMIGRANTS PARTIALLY AT THE PUBLIC EXPENSE.

RETURN of the Number of Immigrants introduced into the Colony partially at the Public Expense during the Year 1861, under the Regulations of 15th April, 1861.

Month.	Under 1 year.		1 year and under 12 years.		12 years and upwards.		Total.		Total Souls.
	Males.	Females.	Males.	Females.	Males.	Females.	Males.	Females.	
October	7	11	1	8	11	19
November	41	61	20	16	...	1	61	78	139
December	349	423	110	98	4	6	463	527	990
Total	397	495	131	114	4	7	532	616	1,148

J. CHATFIELD TYLER, Secretary and Immigration Agent.

EMIGRATION.

RETURN classifying the Emigrants who departed from the Colony of Victoria by Sea during the Year 1861, showing the number of Adults, Children, and Infants leaving during each Month, and distinguishing those proceeding to the adjacent Colonies, to the United Kingdom, and to Foreign Ports.

N
o
6
'6
-5

Month.	Place of Destination.																																									
	New South Wales.						South and Western Australia.						Tasmania.						New Zealand and South Seas.						Total to the neighboring Colonies.						The United Kingdom.						Foreign Ports.					
	Adults.		Children 12 to 1 year.		Infants.		Adults.		Children 12 to 1 year.		Infants.		Adults.		Children 12 to 1 year.		Infants.		Adults.		Children 12 to 1 year.		Infants.		Adults.		Children 12 to 1 year.		Infants.		Adults.		Children 12 to 1 year.		Infants.							
	M.	F.	M.	F.	M.	F.	M.	F.	M.	F.	M.	F.	M.	F.	M.	F.	M.	F.	M.	F.	M.	F.	M.	F.	M.	F.	M.	F.	M.	F.	M.	F.	M.	F.								
January ..	333	95	17	18	2	1	171	56	11	9	1	1	172	110	20	25	4	3	135	49	20	30	3	5	811	310	68	82	10	10	307	83	34	40	10	8	28	11	3	1
February ..	276	66	12	15	2	4	192	36	4	3	155	50	11	13	..	1	81	26	11	5	3	4	704	178	38	36	5	9	484	135	56	52	14	29	35	8	3	2	1	1
March ..	291	80	10	16	134	58	9	7	1	1	141	46	7	2	59	19	4	3	2	1	625	203	40	28	3	2	453	141	57	41	28	2	766*	44	11	7	3	2
April ..	358	144	31	21	7	..	113	46	13	8	127	36	9	7	1	1	88	22	4	2	..	1	686	248	57	38	8	2	586	161	46	50	27	8	32	6	5	..	1	1
May ..	350	99	24	14	9	..	128	43	8	8	1	1	139	48	6	6	..	1	13	4	4	5	630	194	42	33	10	2	574	175	77	63	17	15	225	6	1	1	1	..
June ..	256	73	18	16	3	..	103	33	4	4	146	61	11	6	2	..	104	20	3	3	1	2	609	187	36	29	6	2	150	54	23	21	10	4	26	7	2	1
July ..	322	82	24	10	2	1	145	48	13	15	3	2	127	60	3	9	3	2	54	11	4	4	1	3	648	201	44	38	9	8	241	78	15	21	12	..	400†	3
August ..	250	71	16	9	3	..	106	34	8	7	1	1	94	50	7	9	1	..	1,310	33	19	12	1	3	1,760	188	50	37	6	4	198	48	21	23	9	..	27	8	..	2	..	1
September ..	135	57	14	11	2	1	48	13	2	2	90	42	5	2	1	..	8,231	98	29	7	5	7	8,504	210	50	22	8	8	55	25	10	8	6	..	377	9	3	5	..	3
October ..	317	97	18	21	3	2	87	28	9	9	1	1	108	58	5	4	..	1	2,024	63	19	12	3	3	2,536	246	51	46	7	7	111	32	7	10	7	3	25	9	2	3
November ..	475	76	14	10	4	2	45	10	2	4	270	98	13	15	..	2	737	60	15	17	7	4	1,527	244	44	46	11	8	186	52	21	21	6	2	1,141‡	10	4	2	..	3
December ..	292	90	26	21	1	..	84	36	5	4	128	96	23	18	..	1	3,535	132	38	32	14	11	4,039	354	92	75	15	12	133	50	11	15	7	1	21	8	3	2
	3,655	1,030	234	182	38	11	1,356	441	88	80	8	7	1,697	755	120	116	12	12	16,371	537	170	132	40	44	23,079	2,763	612	510	98	74	3,448	1,034	378	365	153	72	3,103	129	37	26	6	11

* 588 of these were Chinese.

† 365 of these were Chinese.

‡ 1,330 of these were Chinese.

GENERAL TOTAL.

Month.	Adults.		Children—12 to 1 year.		Infants.		Total Souls.
	Males.	Females.	Males.	Females.	Males.	Females.	
January ..	1,146	404	105	123	20	18	1,816
February ..	1,223	321	97	90	20	39	1,790
March ..	1,844	388	108	76	34	6	2,456
April ..	1,304	415	108	88	36	11	1,962
May ..	1,429	375	120	97	28	17	2,066
June ..	785	248	61	51	16	6	1,167
July ..	1,289	282	59	59	21	8	1,718
August ..	1,985	244	71	62	15	5	2,382
September ..	8,936	244	63	35	14	11	9,303
October ..	2,672	287	60	59	14	10	3,102
November ..	2,824	306	69	69	17	13	3,298
December ..	4,193	412	106	92	22	13	4,838
	29,630	3,926	1,027	901	257	157	35,898

WILLIAM HENRY ARCHER, Registrar-General.

STATISTICS OF VICTORIA, 1861.—POPULATION.

IMMIGRATION AND EMIGRATION (I.)

SUMMARY of the Immigration by Sea, both Unassisted and Assisted, and of the Emigration by Sea, during the Year 1861.

1861.	Males.	Females.	Persons.
Immigration Unassisted	17,744	6,486	24,230
.. Partially Assisted	532	616	1,148
.. Wholly Assisted	215	1,319	1,534
Total Immigration	18,491	8,421	26,912
.. Emigration	30,914	4,984	35,898
Immigration in excess of Emigration	..	3,437	..
Emigration in excess of Immigration	12,423	..	8,986

IMMIGRATION AND EMIGRATION (II.)

SUMMARY of Immigration and Emigration by Sea during the Year 1861, showing the excess of the former over the latter, or the contrary, and distinguishing the numbers of Adults, Children, and Infants, from and to the adjacent Colonies, the United Kingdom, and Foreign Ports.

	Place of Departure and Destination.																																											
	New South Wales.						South and Western Australia.						Tasmania.						New Zealand and South Seas.						From and to the neighboring Colonies.						The United Kingdom.						Foreign Ports.							
	Adults.		Children 12 to 1 year.	Infants.			Adults.		Children 12 to 1 year.	Infants.			Adults.		Children 12 to 1 year.	Infants.			Adults.		Children 12 to 1 year.	Infants.			Adults.		Children 12 to 1 year.	Infants.			Adults.		Children 12 to 1 year.	Infants.			Adults.		Children 12 to 1 year.	Infants.				
	M.	F.	M.	F.	M.		F.	M.	F.	M.	F.		M.	F.	M.	F.	M.		F.	M.	F.	M.	F.		M.	F.	M.	F.	M.		F.	M.	F.	M.	F.		M.	F.	M.	F.	M.	F.	M.	F.
Immigration	2,957	853	151	129	2	..	1,281	597	133	139	27	13	2,312	1,005	181	177	31	7	3,481	96	17	24	5	..	10,031	2,551	482	469	65	20	6,296	4,309	798	734	145	156	623	135	42	42	9	5		
Emigration	3,655	1,930	234	182	38	11	1,356	441	88	80	8	7	1,697	755	120	116	12	12	16,371	537	170	132	40	44	23,079	2,763	612	510	98	74	3,448	1,034	378	365	153	72	*3,103	129	37	26	6	11		
Immigration in excess of Emigration	156	45	59	19	6	615	250	61	61	19			
Emigration in excess of Immigration	698	177	83	53	36	11	75	5	12,890	441	153	108	35	44	13,048	212	130	41	33	54	8	..	2,480

GENERAL TOTAL.

	Adults.		Children—12 to 1 year.		Infants.		Total Souls.
	Males.	Females.	Males.	Females.	Males.	Females.	
Immigration	16,950	6,995	1,322	1,245	219	181	26,912
Emigration	29,630	3,926	1,027	901	257	157	35,898
Immigration in excess of Emigration	3,069	295	344	..	24	..
Emigration in excess of Immigration	12,680	38	..	8,986

* Of these 2,083 were Chinese.

WILLIAM HENRY ARCHER, Registrar-General.

CHINESE IMMIGRATION AND EMIGRATION.

RETURN of the Arrivals and Departures of Chinese by Sea during the Year 1861.

Month.	Arrivals.	Departures.
January	24	...
February	1	1
March	34	588
April	1	...
May	2	201
June
July	11	365
August	30	...
September	44	333
October...	3
November	1,128
December	7	...
Total	154	2,619

NOTE.—This Return has been obtained from the Department of Trade and Customs.

WILLIAM HENRY ARCHER, Registrar-General.

POPULATION—INCREASE OR DECREASE IN 1861.

RETURN showing the Increase or Decrease of the Population of Victoria.

1861.	Males.	Females.	Persons.
Population on the 1st January	328,251	209,596	537,847
Increase by excess of Births over Deaths during the year...	5,896	7,043	12,939
Increase of Female Population by excess of Immigration over Emigration during the year	3,437	3,437
Decrease of Male Population by excess of Emigration over Immigration during the year	334,147 12,423	220,076 ...	554,223 12,423
Population on the 31st December	321,724	220,076	541,800
Increase of Females and Persons during the year...	10,480	3,953
Decrease of Males during the year	6,527

NOTE.—The Immigration and Emigration referred to in this Table is by Sea; no account is kept of the Arrivals and Departures overland from and to the adjacent colonies.

WILLIAM HENRY ARCHER, Registrar-General.

POPULATION—INCREASE OR DECREASE IN EACH QUARTER.

RETURN showing the Increase or Decrease of the Population of Victoria during each of the four Quarters of 1861.

FIRST QUARTER.			
1861.	Males.	Females.	Persons.
Population on the 1st January	328,251	209,596	537,847
Increase by excess of Births over Deaths during the Quarter	843	1,188	2,031
Increase of Female Population by excess of Immigration over Emigration during the Quarter	764	764
Decrease of Male Population by excess of Emigration over Immigration during the Quarter	329,094	211,548	540,642
Population on the 31st March	543	...	543
Population on the 31st March	328,551	211,548	540,099
Increase during the Quarter	300	1,952	2,252
SECOND QUARTER.			
Population on the 1st April	328,551	211,548	540,099
Increase by excess of Births over Deaths during the Quarter	1,363	1,499	2,862
Increase of Female Population by excess of Immigration over Emigration during the Quarter	527	527
Decrease of Male Population by excess of Emigration over Immigration during the Quarter	329,914	213,574	543,488
Population on the 30th June	503	...	503
Population on the 30th June	329,411	213,574	542,985
Increase during the Quarter	860	2,026	2,886
THIRD QUARTER.			
Population on the 1st July	329,411	213,574	542,985
Increase by excess of Births over Deaths during the Quarter	1,871	2,398	4,269
Increase of Female Population by excess of Immigration over Emigration during the Quarter	809	809
Decrease of Male Population by excess of Emigration over Immigration during the Quarter	331,282	216,781	548,063
Population on the 30th September	8,847	...	8,847
Population on the 30th September	322,435	216,781	539,216
Increase of Females during the Quarter	3,207	...
Decrease of Males and Persons during the Quarter	6,976	...	3,769
FOURTH QUARTER.			
Population on the 1st October	322,435	216,781	539,216
Increase by excess of Births over Deaths during the Quarter	1,819	1,958	3,777
Increase of Female Population by excess of Immigration over Emigration during the Quarter	1,337	1,337
Decrease of Male Population by excess of Emigration over Immigration during the Quarter	324,254	220,076	544,330
Population on the 31st December... ..	2,530	...	2,530
Population on the 31st December... ..	321,724	220,076	541,800
Increase of Females and Persons during the Quarter	3,295	2,584
Decrease of Males during the Quarter	711

NOTE.—The Immigration and Emigration referred to in this table is that by sea; no account can be kept of the Arrivals and Departures overland from and to the adjacent colonies.

WILLIAM HENRY ARCHER, Registrar-General.

POPULATION ON THE GOLD FIELDS.

RETURN of the estimated Population on the various Gold Fields on the 31st December, 1861.

Mining District.	Alluvial Miners.		Quartz Miners.		Totals.		Grand Total Miners.	Grand Total of all classes.
	Europeans.	Chinese.	Europeans.	Chinese.	Europeans.	Chinese.		
Ballaarat	9,760	4,539	2,918	8	12,678	4,547	17,225	57,149
Castlemaine	6,710	7,481	1,547	...	8,257	7,481	15,738	45,468
Maryborough	17,000	4,798	4,770	...	21,770	4,798	26,568	49,618
Ararat	10,750	1,550	530	...	11,280	1,550	12,830	23,585
Sandhurst	6,596	1,319	3,553	...	10,149	1,319	11,468	32,775
Beechworth	10,700	4,849	1,085	...	11,785	4,849	16,634	24,906
Total	61,516	24,536	14,403	8	75,919	24,544	100,463	233,501

NOTE.—The above Return is compiled from information supplied by the various Mining Surveyors.

R. BROUGH SMYTH,
Secretary for Mines.

ABORIGINAL POPULATION.

RETURN of the estimated Numbers and Distribution of the Aboriginal Population in the Colony, during the Year 1861.

Authority.	District.	Congregate at	Tribes.	Total Number including Men, Women, and Children.
Thomas	Melbourne	Mordialloc, Brighton, &c. ...	Wawoorong or Yarra and Booroorong or Coast Tribe	35
Armytage Brothers	Geelong	Geelong, Winchelsea, &c. ...	Barabool and Colac ...	20
Manifold... ..	Central Western ...	Purrambeet, &c.	Charcourt	20
Taylor	Ballaarat	Ballaarat, Bald Hill, Mount Emu, Bacchus Marsh, &c.	Bereberra or Mount Emu, Murrutchuloo or Bald Hill, Bunninyong and Bacchus Marsh	255
Adair	Upper Loddon	Mount Franklin, &c. ...	Upper Loddon	8
Godfrey	Lower Loddon	Boort, &c.	Lower Loddon	40
McLachlan	Richardson River ...	Rich, Avoca, &c.	Richardson	20
Beveridge	Northern Wimmera ...	Lake Boga, Swan Hill, banks of the Murray	Wampa Wampa, Watty Watty, and Maika Maika	200
Wilson, Elleman, and Officer	Central Wimmera ...	Moravian Mission Station, Vecti's Station and Upper Regions	Pine Plain, Lake Hindmarsh, Mackenzie, Tatira	300
McLeod	South Eastern Wimmera	Harrow and Apsley ...	Names lost	90
McLeod	Portland Bay... ..	Glenelg, Wannon Lake, Condale, Mount Rouse, Portland, &c.	142
Allan	Warrnambool	Tooram, Terang, Warrnambool, &c.	Tooram, Merri, Wyete, Yallock, Terang	207
Chauncey	Rodney	Banks of Goulburn, Campaspe, Townships, &c.	Campaspe and Lower Goulburn	66
Reid	Wangaratta	Wahgunyah, Wangaratta, Wodonga, Yackandandah, &c.	Whroo, Glematong, Kiewa, Unorring, &c.	60
Lane	Mitta Mitta	On banks of Mitta, &c. ...	Thurmatong or Little River, and Omeo	28
Aitkin and Hickson	Upper Goulburn	Murchison Station, Towns, &c.	Goulburn, Delatite (or Bealite), Seymour, and Yarra	96
Hedley	Port Albert	Port Albert and Tarraville	23
McMillan	Sale	Banks of Rivers, Towns, &c.	Eight tribes names not received	250
			Total	1,860

NOTE.—The Numbers in the above Table are only approximate, the wandering habits of the Aborigines rendering it difficult to obtain accurate Returns. No fresh account has been taken of the number of Blacks since August, 1861.

R. BROUGH SMYTH,
Secretary to the Central Board for Aborigines.

NUMBER OF ELECTORS.

RETURN showing the Number of Voters on the Roll (including First Additional Roll) in each Electoral District, and the Number and Per Centage of those who recorded their votes at the General Election of 1861.

Districts.	Number of Voters on Roll.	Voters who recorded their votes.		Remarks.	
		Number.	Per Centage.		
Ararat	1,370	651	47·5	} Papers forwarded to Clerk of Legislative Assembly.	
Avoca	8,093	3,576	44·1		
Ballaarat East	4,436	1,645	37·0		
Ballaarat West	6,401		
Belfast	487	377	77·4		
East Bourke	2,922	1,637	56·0		
East Bourke Boroughs	1,635	749	45·2		
South Bourke	3,480	2,126	61·0		
West Bourke	6,241	2,439	39·0		
Brighton... ..	1,067	710	66·5		
Castlemaine	7,230	3,038	42·0		
Collingwood	6,371	3,309	51·9		
Creswick	10,586	4,439	40·8		
Crowlands	15,996	3,212	20·0		
Dalhousie	2,635	794	30·1		
Dundas	1,172	333	28·4		
Emerald Hill	1,979	1,386	70·0		
Evelyn	1,315	515	39·1		
Geelong East	3,053	1,917	62·7		
Geelong West	2,905	1,489	51·2		
North Gipps Land	1,213	592	48·8		
South Gipps Land	781		No contest.
South Grant	6,445	2,340	36·2		
Grenville	5,910	2,405	40·6		
Kilmore	998		No contest.
Kyneton Boroughs	1,558	985	63·2		
Maldon	2,081	1,274	61·2		
Mandurang	7,364	2,382	32·3		
Maryborough	2,184	1,405	64·3		
East Melbourne	3,284	2,226	67·7		
North Melbourne	4,601	2,653	57·6		
West Melbourne	2,793	} Papers forwarded to Clerk of Legislative Assembly.	
Mornington	1,357	862	63·5		
Murray	3,294	1,142	34·6		
Murray Boroughs	930	No contest.	
Normanby	1,285	658	51·2		
Ovens	5,806	2,413	41·5		
Polwarth and South Grenville	955	559	58·5		
Portland... ..	698	434	62·2		
Richmond	3,248	2,102	64·4		
Ripon and Hampden	3,338	1,536	46·0		
Rodney	2,555	1,270	49·7		
Sandhurst	4,892	3,283	67·1		
Sandridge	1,338	858	64·1		
St. Kilda	4,405	2,654	60·2		
Villiers and Heytesbury	3,154	1,594	50·5		
Warrnambool	661	432	65·3		
Williamstown	1,287	942	73·2		
Wimmera	1,052	No contest.	
Total	168,841	71,343	42·2		
Deduct for Districts in which the Elections were not contested, and also for those for which no returns have been received	12,955		
Net result	155,886	71,343	45·7		

NATURALIZATION.—NATIVE PLACES AND AGES.

RETURN of the Number, Native Places, and Ages of Foreigners who have procured Certificates of Naturalization in the Colony of Victoria during the Year 1861.

Native Place.	Age.										Total.	
	Years—	Years—	Years—	Years—	Years—	Years—	Years—	Years—	Years—	Not		
	20 to 25.	25 to 30.	30 to 35.	35 to 40.	40 to 45.	45 to 50.	50 to 55.	55 to 60.	60 to 65.	stated.		
Austria	...	1	2	1	4	
Bavaria	1	1	2	
Belgium	1	1	
China	...	1	1	2	
Denmark	...	4	12	8	4	1	2	31	
France	4	1	2	...	1	8	
Germany	Baden	2	2	1	5	
	Brunswick	1	1	1	3	
	Hamburg	1	1	2	3	7	
	Hanover	3	10	12	2	2	1	1	31	
	Hesse	1	6	2	...	1	1	11	
	Mecklenburg	1	1	1	1	...	1	5	
	Nassau	...	1	1	2	
	Saxe Coburg	
	Saxony	1	...	3	1	1	...	6	
Wurtemberg	...	4	1	1	6		
States not named	1	5	4	7	17		
Hungary	1	1	
Ionian Isles	1	1	
Italy	...	1	...	2	4	1	8	
Norway	1	...	1	2	
Poland	...	1	2	2	1	6	
Portugal	1	1	
Prussia	4	10	11	6	4	3	2	1	...	1	42	
South America	...	1	1	
Spain	2	2	
Sweden	...	1	1	2	1	5	
Switzerland	...	9	12	4	1	1	1	1	29	
United States	...	3	5	2	1	11	
Total	...	20	72	76	38	23	11	5	3	...	2	250

WILLIAM HENRY ARCHER, Registrar-General.

NATURALIZATION.—OCCUPATIONS AND AGES.

RETURN of the Number, Occupations, and Ages of Foreigners who have procured Certificates of Naturalization in the Colony of Victoria during the Year 1861.

Occupation.	Age.										Total.
	Years—	Years—	Years—	Years—	Years—	Years—	Years—	Years—	Years—	Not	
	20 to 25.	25 to 30.	30 to 35.	35 to 40.	40 to 45.	45 to 50.	50 to 55.	55 to 60.	60 to 65.	stated.	
Agent	2	2
Architect	1	1
Baker	1	3	2	1	7
Blacksmith	3	2	5
Bookbinder	1	1
Brickmaker	1	1
Butcher	2	2	2	2	1	9
Builder	1	1
Cabinetmaker	2	2	4
Carpenter	1	4	1	6
Carrier	1	1
Chemist	1	1	2
Cook	1	1
Currier	1	1
Clerk	1	1	2
Dairyman	3	1	4
Eatinghouse Keeper	1	1
Engineer	1	...	1	2	4
Farmer	1	6	8	3	3	1	3	2	27
Fruiterer	1	1
Glazier	1	1
General Dealer	1	1	2
Gentleman	1	1
Gardener	2	1	2	5
Hairdresser	1	...	1	2
Hammerman	1	1
Interpreter	1	1
Importer	1	1
Jeweller	2	1	1	4
Laborer	1	1	1	1	4
Linguist	1	1
Musician	1	1	2
Mason	2	1	3
Merchant	1	8	1	2	2	14
Miner	9	21	15	9	3	1	1	59
Mail Contractor	1	1
Mariner	1	1
Paperhanger	1	1
Pipe Manufacturer	1	1
Pawnbroker	1	1
Publican	1	1	7	1	1	11
Physician	1	...	1	1	3
Slaughteryard Proprietor	1	1
Schoolmaster	1	1	2
Shoemaker	1	2	1	4
Storekeeper	1	6	5	3	2	1	18
Soap and Candlemaker	1	1
Tailor	2	1	3
Tinsmith	1	1	2
Tobacconist	1	2	2	5
Tradesman	1	1
Upholsterer	1	1	2
Vinedresser	1	1	2
Warehouseman	1	1
Watchmaker	1	1	...	1	3
Woolpresser	1	1
Wheelwright	1	1
Not named	1	1	2
Total	20	72	76	38	23	11	5	3	...	2	250

MUNICIPALITIES.

RETURN of the Total and Annual Value of Rateable Property in the various Municipalities throughout the Colony of Victoria at the time the last Rate was struck; also the amount of Revenue and Expenditure for the Year 1861.

Municipal District.	Date when last Rate was struck.	Value of Rateable Property.		Annual Value of Rateable Property.		Revenue.				Expenditure.	
						Government Aid.		Local Revenue.			
						£	s. d.	£	s. d.		
Amherst*... ..	Feb. 21, 1861	136,660	0 0	13,666	0 0	1,144	1 7	866	8 6	3,368	7 6
Ararat	Jan. 11, 1862	62,170	0 0	12,434	0 0	1,252	19 10	817	1 0	1,852	0 5
Avoca	May, 1861	120,000	0 0	12,000	0 0	1,004	18 6	848	14 9	2,024	4 0
Ballaarat East	Sept. 10, 1861	453,939	0 0	75,656	10 0	5,077	10 5	5,748	4 11	7,970	8 3
Ballaarat West	April 24, 1861	576,465	0 0	72,058	2 6	13,693	7 7	7,209	9 7	10,549	2 8
Beechworth	Nov. 2, 1860	157,394	0 0	22,003	0 0	2,889	4 0	1,124	4 11	2,353	1 4
Belfast	Oct. 17, 1860	180,000	0 0	15,360	0 0	1,100	2 0	863	12 4	2,199	14 9
Brighton	Mar. 18, 1861	171,196	15 0	28,532	15 10	2,149	11 11	1,807	8 11	1,825	13 4
Brunswick	Dec. 5, 1860	224,000	0 0	28,000	0 0	1,382	2 2	4,500	0 0	3,894	16 2
Buninyong	Sept. 11, 1861	6,964	5 0	348	4 0	553	1 5	342	6 9	877	6 10
Carisbrook	Oct. 28, 1861	105,075	0 0	10,507	10 0	938	16 0	577	1 2 ³ / ₄	1,628	7 0
Castlemaine	April 23, 1861	530,000	0 0	92,258	0 0	3,457	13 2	5,658	13 8	6,015	15 8
Chewton	April 11, 1861	51,422	10 0	13,287	4 0	500	0 0	556	6 9	1,199	17 1
Clunes*	Nov. 28, 1861	134,110	0 0	13,411	0 0	1,924	7 8	806	4 0	2,772	0 3
Collingwood East	Jan. 11, 1862	613,464	0 0	76,683	0 0	5,925	7 6	5,330	11 3	11,534	15 0
Creswick*	Feb. 20, 1861	147,590	0 0	14,759	0 0	1,205	1 5	1,349	17 11	2,331	4 11
Daylesford	Dec. 17, 1861	164,680	0 0	16,468	0 0	923	17 2	753	12 6	1,428	0 8
Dunolly	Oct. 11, 1861	97,440	0 0	9,744	0 0	836	5 8	294	5 6	859	2 0
Emerald Hill	Oct. 8, 1861	450,000	0 0	75,000	0 0	2,978	4 3	3,324	8 11	8,529	10 8
Fitzroy	Dec. 17, 1861	825,000	0 0	103,500	0 0	4,619	12 4	3,160	6 11	11,597	10 0
Footscray... ..	Nov. 1, 1860	174,921	10 0	17,492	3 0	734	13 2	503	8 7	1,143	10 4
Geelong*	Jan. 17, 1861	1,262,740	0 0	126,274	0 0	5,650	0 0	13,018	3 8	21,465	3 5
Gisborne	Nov. 12, 1861	35,975	10 0	3,597	11 0	1,309	15 0	290	11 1	1,413	1 9
Hamilton	Jan. 17, 1861	100,000	0 0	11,600	0 0	755	12 2	535	19 4	884	11 7
Hawthorn	Dec. 9, 1861	317,400	0 0	25,363	0 0	1,739	11 8	2,333	6 6	5,300	17 3
Heathcote... ..	Feb. 28, 1861	10,390	10 0	519	10 6	523	8 4	486	13 3	1,354	2 2
Hotham	Jan. 2, 1861	420,000	0 0	41,736	0 0	3,551	11 2	2,225	5 0	6,485	16 5
Kew	May 1, 1861	160,259	10 0	16,259	0 0	500	0 0	812	19 6	1,495	15 1
Kilmore	Nov. 11, 1861	150,000	0 0	14,570	10 0	3,993	14 3	658	7 10	1,515	4 9
Kyneton	May 16, 1861	264,620	0 0	26,462	0 0	1,903	16 1	1,727	0 6	1,661	3 10
Maldon	Nov. 29, 1861	84,600	0 0	21,125	0 0	1,430	8 3	1,597	7 0	2,710	15 3
Malmsbury	Dec. 16, 1861	110,000	0 0	11,000	0 0	Nil		Nil		Nil	
Maryborough	Aug. 27, 1861	120,705	0 0	20,117	10 0	1,676	17 2	1,270	10 0	3,201	8 3
Melbourne	April 22, 1861	6,526,760	0 0	652,676	0 0	12,700	0 0	61,856	7 0 ³ / ₄	89,236	14 10
Moonambel*	Nil	91,347	10 0	9,134	15 0	Nil		Nil		Nil	
Newtown and Chilwell*	July, 1861	326,460	0 0	32,646	0 0	2,653	14 11	2,448	9 0	4,889	0 0
Portland	Feb. 19, 1861	235,000	0 0	23,500	0 0	945	17 9	1,332	10 0	2,200	0 0
Prahran	April 26, 1861	784,032	0 0	98,004	0 0	3,690	13 11	5,384	17 3	8,591	14 0
Richmond... ..	July 18, 1861	678,010	0 0	67,801	0 0	2,792	11 9	5,256	9 6	6,957	0 0
Sandhurst	Dec. 10, 1861	1,342,310	0 0	134,231	0 0	6,162	18 9	12,547	8 9	17,233	15 7
Sandridge*	Sept 27, 1861	335,970	0 0	33,597	0 0	2,143	11 4	2,649	4 11	4,730	15 0
Smythesdale	June 28, 1861	28,250	0 0	5,650	0 0	Nil		11	0 6	221	10 1
South Barwon	Oct. 21, 1861	118,500	0 0	9,875	0 0	679	19 7	2,740	13 0	3,530	5 4
St. Arnaud	Dec. 2, 1861	55,100	0 0	9,919	10 0	Nil		Nil		29	14 8
St. Kilda	June 5, 1861	1,156,990	12 6	92,559	5 0	3,421	16 5	4,630	0 0	8,160	10 9
Taradale	Nov. 1, 1861	85,560	0 0	10,695	0 0	500	0 0	195	10 0	149	10 6
Warrnambool	Jan. 16, 1861	20,293	6 6	1,014	14 3	884	19 4	3,051	2 3	3,413	1 7
Williamstown	July 22, 1861	486,710	0 0	48,671	0 0	2,520	0 0	3,253	15 3	5,033	14 10
		20,690,475	19 0	2,171,766	15 1	102,421	15 7	181,756	0 0 ³ / ₄	287,819	15 9

¹ Includes a special grant of £200 for Botanic Gardens.

² Includes a special grant of £100 for Public Gardens.

³ Includes a special grant of £100 for fencing Public Gardens.

⁴ In this amount a bank debt paid off, of £806 10s. 8d., is not included.

⁵ This amount consists of fines collected in the Police Court.

⁶ Includes a special grant of £50 for Botanic Gardens.

NOTE.—In those Municipalities marked with asterisks no estimate of the total value of rateable property was formed by the municipal authorities; it has therefore been calculated in those cases at a uniform rate of ten times the annual value.

WILLIAM HENRY ARCHER, Registrar-General.

ROAD BOARDS.

RETURN of the Total and Annual Value of Rateable Property in the various Road Board Districts in the Colony of Victoria at the time the last Rate was struck; also the Amount of Revenue and Expenditure for the Year 1861.

Name of District.	Date when last Rate was struck.	Estimated Total Value of Rateable Property.		Estimated Annual Value of Rateable Property.		Revenue.				Expenditure.	
						Government Aid.		Local Revenue.			
		£.	s. d.	£.	s. d.	£.	s. d.	£.	s. d.	£.	s. d.
Alberton ...	April, 1861...	150,000	0 0	20,000	0 0	1,303	4 7	824	2 10	2,103	7 0
Amherst and Clunes ...	Dec. 8, 1861	85,435	15 0	464	18 9	2,000	0 0	556	8 6	2,447	9 8
Ararat ...	Oct. 21, 1861	Not known ¹		17,192	0 0	Nil		Nil		Nil	
Bacchus Marsh ...	No Board ...										
Ballaarat ...	Nov. 5, 1861	405,175	10 0	57,176	2 6	5,608	11 5	2,746	10 9	7,377	19 5
Barrabool ...	Mar. 12, 1861	393,000	0 0	29,475	0 0	3,655	17 1	2,010	13 9	4,654	4 7
Belfast ...	Oct. 17, 1861	430,000	0 0	43,000	0 0	11,706	17 2	2,551	18 5	14,716	7 5
Bet Bet ...	Mar. 18, 1861	127,438	16 7	14,478	0 0	750	0 0	19	18 0	922	10 6
Boroondara ...	Oct. 11, 1861	90,130	0 0	9,367	10 0	2,350	4 2	1,333	5 10	4,055	9 5
Braybrook ...	June 20, 1861	237,340	0 0	16,547	0 0	1,522	16 5	739	14 5	2,013	12 3
Broadmeadows ...	Mar. 15, 1861	286,000	0 0	17,160	0 0	1,695	12 4	305	2 11½	1,974	16 3
Buninyong ...	Aug. 30, 1861	18,298	8 4	914	18 5	2,170	10 2	207	19 11	2,572	19 8
Campaspie ...	April 8, 1861	103,197	0 0	22,433	8 9	1,000	0 0	1,121	13 5½	1,540	1 7
Carlsruhe ...	Mar. 12, 1861	100,000	0 0	6,000	0 0	1,116	7 0	310	0 0	946	17 6
Carngham ...	Aug. 29, 1861	Not known		5,932	0 0	2,000	0 0	1,566	4 8½	2,343	5 1½
Caulfield ...	Jan. 7, 1862	Not known		9,200	0 0	1,470	17 8	461	16 5	1,474	1 8
Colac ...	Dec. 19, 1861	Not known		Not known		2,837	17 1	1,011	18 9	3,849	15 10
Conewarre ...	Nov. 13, 1861	49,942	0 0	5,000	0 0	695	2 8	278	1 1	757	17 11
Corio ...	April 25, 1861	337,480	0 0	7,874	0 0	1,552	3 3	516	15 3	2,068	18 6
Cranbourne ...	July 8, 1861	76,625	0 0	6,130	0 0	1,710	0 0	363	14 11	1,469	5 4
Creswick ...	April 26, 1861	318,086	0 0	41,292	7 0	3,073	1 0	1,304	0 6	3,326	6 10
Dundas ...	Aug. 31, 1861	1,095,941	0 0	109,594	10 0	5,235	13 1	1,603	11 11	4,738	5 7
Eltham ...	Oct. 14, 1861	82,127	0 0	12,000	0 0	534	17 11	510	17 10	810	2 10
Epping ...	Sept. 16, 1861	108,588	0 0	386	7 8	1,182	13 11	520	12 1	1,663	2 11
Franklin and Yandoit ...	June 8, 1861	12,000	0 0	600	0 0	2,015	15 5	473	13 8	3,525	12 2
Fryers ...	Dec. 27, 1860	30,135	0 0	8,610	0 0	1,000	0 0	234	5 0	1,002	8 7
Gardiner ...	Dec. 10, 1860	132,000	0 0	11,000	0 0	879	0 0	550	0 0	1,700	0 0
Gisborne ...	No Board ...										
Glenlyon ...	No Board ...										
Greensborough ...	Feb. 23, 1861	12,000	0 0	1,200	0 0	621	12 11	158	11 5	1,145	4 8
Hampden and Heytesbury	July 8, 1861	19,440	0 0	3,240	0 0	3,004	5 10	1,424	18 9	3,041	10 1
Heathcote and Waranga	Dec. 2, 1861	No property assessed		No property assessed							
Heidelberg ...	Oct. 29, 1861	Not known		11,968	0 0	1,321	17 6	1,658	6 8	2,746	12 10
Indented Heads ...	July 15, 1861	154,398	0 0	25,733	0 0	3,236	5 5	1,346	11 4	2,412	19 7
Lauriston and Edgecombe	April 20, 1861	193,092	10 0	19,309	5 0	2,470	19 0	950	1 2	2,949	9 7
Lexton ...	Mar. 21, 1861	329,171	0 0	6,036	0 0	2,095	17 8	828	7 5	2,192	19 10
Metcalf ...	Sept. 10, 1861	Not valued		9,149	11 8	1,213	10 0	470	11 0	1,933	6 4
Marong ...	No rate struck										
Mortlake ...	Aug. 15, 1861	527,029	0 0	52,702	18 0	1,786	15 2	918	3 3	2,741	11 9
Mount Eliza ...	Dec. 3, 1861	80,000	0 0	8,000	0 0	1,500	0 0	370	10 0	1,870	10 0
Mount Rouse ...	Nov. 14, 1861	1,400,000	0 0	200,000	0 0	500	0 0	1,111	16 0	1,397	7 0
Newstead ...	July, 1861 ...	220,670	0 0	29,955	10 0	500	0 0	606	4 6½	700	0 0
Nunawading ...	Sept. 10, 1861	63,341	0 0	4,009	1 10	1,028	9 10	545	11 5	1,574	1 3
Oakleigh and Mulgrave	June 28, 1861	72,000	0 0	6,000	0 0	1,830	0 0	300	0 0	2,000	0 0
Pentridge ...	Feb. 18, 1861	58,800	0 0	7,100	0 0	835	2 6	354	10 10	1,182	13 6
Portland ...	Mar. 12, 1861	Not known		Not known		5,683	7 6	2,441	3 6	6,454	0 5
St. Arnaud ...	Aug. 31, 1861	Not known		Not known		500	0 0	244	11 7	231	0 9
Stawell ...	Feb. 25, 1861	Not known		Not known		2,000	0 0	411	8 3	1,986	18 6
Shelford ...	No Board ...										
Strathfieldsaye ...	No Board ...										
Templestowe ...	Feb. 17, 1861	61,127	13 4	3,056	11 8	481	4 2	133	14 4	656	16 8
Tullaroop ...	Feb. 15, 1861	127,116	10 0	222	7 0	2,000	0 0	252	7 0	2,221	19 10
Tylden and Trentham ...	Dec. 17, 1861	194,676	0 0	13,468	0 0	790	19 7	413	10 11	1,086	6 3
Upper Yarra ...	Sept. 19, 1861	234,260	0 0	14,100	0 0	250	0 0			98	12 3
Warrnambool ...	July 1, 1861	800,000	0 0	80,000	0 0	7,239	0 5	2,900	0 0	10,739	0 0
Willowmavin ...	Nov. 1860 ...	25,000	0 0	4,150	0 0	601	10 0	222	0 6	850	16 3
Winchelsea ...	Dec. 10, 1860	278,440	0 0	33,400	0 0	2,000	0 0	1,216	9 8	2,658	10 4
Woody Yaloak ...	Sept. 16, 1861	121,210	0 0	12,121	6 8	Nil		Nil		Nil	
Woodend, Newham, and Rochford	Dec. 28, 1861	105,400	0 0	8,500	0 0	Nil		Nil		Nil	
Woodstock ...	Mar. 22, 1861	170,200	0 0	8,510	0 0	1,591	2 4	577	2 5	2,164	4 7
Total	9,916,311	3 3	1,023,759	14 11	104,149	2 2	41,979	12 0½	131,091	10 9½

¹ This estimate only applies to the annual value of house property.

⁴ This estimate applies only to landed property.

² Including special grants.

³ From tolls.

⁵ This estimate applies only to the annual value of tenements.

NOTE.—Some of the Road Boards are unable to furnish the information for the third and fourth columns; the totals of these two columns do not therefore represent the whole of the Total and Annual Value of the Rateable Property in the various Road Boards throughout the Colony.

WILLIAM HENRY ARCHER, Registrar-General.


STATISTICS

OF

THE COLONY OF VICTORIA, 1861.

PART II.

PRODUCTION.



PART II.—PRODUCTION.

CONTENTS.

	Page
LANDS GRANTED AND SOLD	43
SQUATTING RUNS, AREA, AND LICENSES	44
AGRICULTURAL STATISTICS—EXTENT OCCUPIED AND CULTIVATED	45
" " PRODUCE RAISED	47
LIVE STOCK	48
" ON STATIONS	48
" SLAUGHTERED	49
PLEURO-PNEUMONIA	50
SUMMARY OF CATTLE SLAUGHTERED	50
GOLD BY ESCORT	51
MILLS FOR GRINDING AND DRESSING GRAIN	51
MANUFACTORIES, WORKS, ETC. (I.)	52
" " (II.)	53
REAPING AND THRESHING MACHINES	54
EXTENT OF GOLDWORKINGS	54
MACHINERY ON THE GOLDFIELDS	55
PRICES OF QUARTZ AND CEMENT CRUSHING	56
AVERAGE YIELD OF AURIFEROUS QUARTZ	56



STATISTICS OF VICTORIA, 1861.

PRODUCTION.

LANDS GRANTED AND SOLD.

RETURN of all Lands Granted without purchase, and Sold, during the period from 1st January to 31st December, 1861.

Name of County.	Lots under 100 acres.				Lots over 100 and under 500 acres.				Lots over 500 acres.				Totals.				Amount realized. £ s. d.	Average price per acre.	Total Sold in the Colony.	Total Grants without purchase issued in the Colony.	Total Extent unalienated in the Colony.
	Granted.		Sold.		Sold.				Sold.				Granted.		Sold.						
	Lots.	A. R. P.	No.	A. R. P.	No.	A. R. P.	No.	A. R. P.	No.	A. R. P.	No.	A. R. P.	No.	A. R. P.	No.	A. R. P.					
Anglesey	49	3,481 3 28 ³⁰ / ₁₀₀	33	4,403 0 6 ¹ / ₂	2	1,280 0 0	84	9,164 3 35	9,416 9 11								
Bourke ...	6	25 3 20	228	1,976 1 17 ¹ / ₂	29	4,173 3 36	6	25 3 20	257	6,150 1 13 ¹ / ₂	16,567 12 11								
Dalhousie	269	3,731 3 24 ³⁰ / ₁₀₀	20	2,670 0 28	289	6,402 0 12 ³⁰ / ₁₀₀	10,651 11 1								
Dundas	325	14,210 1 16	124	15,480 0 39	6	3,840 0 0	455	33,530 2 15	49,971 17 7								
Evelyn	21	99 2 8	4	631 2 16	25	731 0 24	1,027 18 3								
Follett								
Grant ...	1	0 1 34	103	1,622 0 36 ³⁰ / ₁₀₀	23	3,558 1 13	1	0 1 34	126	5,180 2 9 ¹⁵ / ₁₀₀	8,638 13 1								
Grenville	1,839	97,691 1 25 ³⁰ / ₁₀₀	316	47,095 0 21	2,155	144,786 2 6 ³⁰ / ₁₀₀	158,130 15 0								
Hampden	507	35,893 3 19	383	52,601 2 22	890	88,495 2 1	93,733 19 0								
Heytesbury	7	1,178 2 25	7	1,178 2 25	1,178 14 4								
Mornington	40	2,055 1 31 ³⁰ / ₁₀₀	38	6,260 3 6	1	640 0 0	79	8,956 0 37 ¹ / ₂	9,690 15 8								
Normanby ...	3	2 0 0	225	9,693 3 29	43	5,932 2 33	3	2 0 0	268	15,626 2 22	21,092 10 5								
Polwarth	24	90 3 39	24	90 3 39	272 11 1								
Ripon	370	21,125 2 19 ³⁰ / ₁₀₀	115	16,684 0 10	485	37,809 2 29 ³⁰ / ₁₀₀	43,394 18 3								
Rodney (reputed county of)	151	442 2 22 ³⁰ / ₁₀₀	17	8,146 3 7	168	8,589 1 29 ³⁰ / ₁₀₀	9,214 14 10								
Talbot ...	6	11 2 36	869	5,633 3 37 ³⁰ / ₁₀₀	24	2,986 2 2	1	640 0 0	6	11 2 36	894	9,260 1 39 ³⁰ / ₁₀₀	22,271 19 11								
Villiers ...	2	1 2 0	647	38,378 2 0 ³⁰ / ₁₀₀	137	19,407 2 24	1	640 0 0	2	1 2 0	785	58,426 0 24 ³⁰ / ₁₀₀	67,597 14 0								
District of Gipps Land...	1	1 2 0	161	2,397 3 25	71	8,146 3 7	9	5,760 0 0	1	1 2 0	241	16,304 2 32	17,932 13 0								
" Loddon ...	1	8 0 0	1,087	10,797 0 35 ³⁰ / ₁₀₀	30	3,850 0 34 ¹ / ₂	6	3,840 0 0	1	8 0 0	1,123	18,487 1 30 ³⁰ / ₁₀₀	31,658 19 8								
" Murray	612	23,808 3 16 ³⁰ / ₁₀₀	65	8,724 3 22	3	1,920 0 0	680	34,453 2 38 ¹ / ₂	38,085 16 7								
" Wimmera	235	3,594 0 4 ³⁰ / ₁₀₀	8	1,124 3 22	10	6,400 0 0	253	11,118 3 26 ³⁰ / ₁₀₀	12,957 9 10								
Total...	20	51 0 10	7,762	276,726 2 38 ³⁰ / ₁₀₀	1,487	213,058 0 14	39	24,960 0 0	20	51 0 10	9,288	514,744 3 12 ³⁰ / ₁₀₀	623,487 14 5								

CLEMENT HODGKINSON,
Assistant Commissioner of Lands and Survey.

SQUATTING RUNS, AREA, AND LICENSES.

RETURN showing the Approximate Area of Squatting Runs in each District, and the Number of Licenses issued in each during the Year 1861.

Districts.	Approximate Area of Runs in each District.	Number of Licenses issued in each District.
	acres.	
Ararat	664,960	31
Beechworth	2,438,400	78
Melbourne	1,018,240	48
Portland	1,551,360	94
Warrnambool	1,676,160	105
Echuca	2,398,080	49
East Wimmera	2,344,060	52
Gisborne	881,920	68
North Gipps Land	3,217,280	56
South Gipps Land	1,943,040	56
Omeo	1,424,640	31
Castlemaine	1,998,720	68
Settled Districts	516,000	77
Grant	589,440	55
Benalla	4,269,300	107
Ballaarat	231,040	31
Swan Hill	8,129,920	115
West Wimmera	6,107,520	144
Total	41,400,080	1,265

C. HODGKINSON,
Assistant Commissioner of Crown Lands and Survey.

AGRICULTURAL STATISTICS.

EXTENT OCCUPIED AND CULTIVATED.

RETURN showing the Number of Holders of Purchased Land and of Crown Land, exclusive of Stations; the Aggregate Extent of their Holdings; the Quantity of Land enclosed; the Total Area in Cultivation, and the Number of Acres under each description of Crop in each County and Pastoral District, and in the entire Colony for the Year ending 31st March, 1862.

Counties and Pastoral Districts.	Number of Holdings exceeding One Acre.	Extent of Land in Occupation.					Extent of Enclosed Land.	Total Extent under Tillage.	Extent of Land under each Description of Crop.							
		Purchased Land.			Crown Land (exclusive of Stations).	Total Area in Occupation.			Cereals, Pease, and Beans.							
		Freehold.	Rented.	Total.					Wheat.	Oats.	Barley.	Maize.	Rye and Bere.	Pease, Beans, Sorghum, and Millet.	Total.	
		acres.	acres.	acres.					acres.	acres.	acres.	acres.	acres.	acres.	acres.	acres.
Anglesey	80	33,278	381	33,659	797	34,456	18,461	1,539	455	295	2	1	753	
Bourke	3,556	431,338	199,432	630,770	11,810	642,580	507,495	86,678	30,268	11,625	637	69	4	118	42,721	
Dalhousie	1,029	121,677	40,674	162,351	1,563	163,914	150,457	44,410	15,588	20,165	110	1	5	173	36,042	
Dundas	192	110,365	592	110,957	1,734	112,691	48,089	2,620	1,271	225	38	1,534	
Evelyn	293	49,929	34,822	84,751	1,294	86,045	66,577	6,086	2,434	1,047	26	29	...	24	3,560	
Follett	11	13,200	17	13,217	...	13,217	12,268	111	...	4	4	
Grant	2,448	393,505	149,563	543,068	2,591	545,659	378,324	64,328	35,349	8,356	969	54	9	164	44,901	
Grenville	479	382,836	28,169	411,005	7,830	418,835	164,849	13,273	5,406	4,019	66	2	9,493	
Hampden	156	244,459	18,713	263,172	113	263,285	117,970	4,220	2,252	871	24	11	3,158	
Heytesbury	107	29,219	8,343	37,562	307	37,869	43,583	3,527	2,632	274	34	8	2,948	
Mornington	532	128,393	29,218	157,611	1,584	159,195	128,885	8,549	2,965	876	31	50	...	10	3,932	
Normanby	573	151,723	7,653	159,376	3,837	163,213	87,045	7,955	4,617	662	72	7	11	...	5,369	
Polwarth	225	90,819	6,923	97,742	7,182	104,924	69,833	6,378	3,881	936	16	4,833	
Ripon	354	153,036	17,425	170,461	1,270	171,731	103,936	23,465	10,451	6,450	122	1	...	9	17,033	
Talbot	1,495	241,556	49,427	290,983	320	291,303	234,564	64,454	31,379	19,834	269	1	3	29	51,515	
Villiers	1,123	208,724	105,270	313,994	4,053	318,047	216,341	35,305	21,989	1,928	541	110	24,568	
Gipps Land	345	88,006	8,518	96,524	1,513	98,037	86,872	5,168	2,280	473	65	3	...	7	2,828	
The Loddon	1,007	146,562	25,722	172,284	1,339	173,623	189,465	28,918	8,790	4,852	244	19	32	16	13,953	
Rodney	64	44,959	243	45,202	416	45,618	15,208	2,768	823	611	64	2	1,500	
The Murray	706	166,413	12,159	178,572	4,527	183,099	115,928	27,869	13,970	7,380	79	1,475	2	17	22,923	
The Wimmera	185	59,034	3,832	62,866	577	63,443	33,686	2,274	122	178	10	310	
Grand Total	14,960	3,289,031	747,096	4,036,127	54,657	4,090,784	2,789,836	439,895	196,922	91,061	3,419	1,714	66	696	293,878	

AGRICULTURAL STATISTICS.

EXTENT OCCUPIED AND CULTIVATED.

RETURN showing the Number of Holders of Purchased Land, &c.—continued.

Counties and Pastoral Districts.	Extent of Land under each Description of Crop.																							
	Green Crops (exclusive of Market and Kitchen Gardens).					Hay.			Green Forage.							Other Crops.							Land in Fallow.	
	Potatoes.	Turnips.	Mangel-wurzel.	Best Carrots, and Parsnips.	Cabbage.	Total.	Cereal Grasses— Wheat, Oats, and Barley.	Rye Grass, Lucerne, &c.	Total.	Cereal Grasses— Wheat, Oats, and Barley.	Maize.	Rye Grass and Lucerne.	Sorghum.	Clover, Vetches, &c.	Permanent Artificial Grasses.	Total.	Onions.	Tobacco.	Vines.	Other Crops.	Gardens.	Orchards.		Total.
acres.	acres.	acres.	acres.	acres.	acres.	acres.	acres.	acres.	acres.	acres.	acres.	acres.	acres.	acres.	acres.	acres.	acres.	acres.	acres.	acres.	acres.	acres.		acres.
Anglesey	81	81	509	3	512	2	1	119	122	...	6	1	...	61	...	68	3	
Bourke	6,257	36	269	59	186	6,807	22,946	850	23,796	833	225	378	58	145	2,122	3,761	178	28	336	177	1,918	793	3,430	6,163
Dalhousie	3,225	10	15	1	...	3,251	3,763	39	3,802	48	12	2	5	216	285	5	...	13	...	211	21	250	780	
Dundas	81	81	447	82	529	14	...	71	2	93	180	...	52	2	1	77	11	143	153	
Evelyn	912	3	7	922	815	...	815	32	29	...	1	3	65	1	5	81	43	80	30	240	484	
Follett	4	4	96	...	96	7	...	7	...	
Grant	2,908	18	330	48	4	3,308	10,681	110	10,791	455	13	338	2	266	857	1,931	30	14	557	71	689	309	1,670	1,727
Grenville	986	...	13	999	2,519	6	2,525	...	1	100	101	14	...	22	18	54	101	
Hampden	278	...	6	284	530	38	568	5	16	21	...	4	3	...	1	9	17	172	
Heytesbury	382	382	101	6	107	60	60	2	...	27	1	30	...	
Mornington	584	9	12	...	15	620	562	9	571	41	51	9	5	233	1,453	1,792	2	4	22	8	211	9	256	1,378
Normanby	329	1	6	336	1,168	93	1,261	4	...	8	...	215	229	...	6	1	3	244	14	268	492	
Polwarth	110	...	7	1	...	118	295	...	295	1,059	1,059	22	29	51	22	
Ripon	1,644	...	16	10	1	1,671	4,192	5	4,197	31	...	14	...	90	135	...	4	7	...	92	25	128	301	
Talbot	4,740	19	54	49	11	4,873	6,245	30	6,275	29	25	109	6	170	339	12	31	64	10	252	31	400	1,052	
Villiers	3,195	56	31	9	...	3,291	1,875	131	2,006	15	...	10	1	4,952	4,980	13	23	5	3	373	43	460	...	
Gipps Land	313	3	5	321	367	73	440	28	...	71	976	1,075	155	46	201	303	
The Loddon	494	23	31	10	12	570	10,579	12	10,591	76	40	53	21	13	83	286	2	16	120	7	598	117	860	2,658
Rodney	48	48	931	2	933	1	25	...	2	10	38	...	1	20	...	48	1	70	179	
The Murray	530	9	4	4	6	553	2,856	49	2,905	61	60	...	34	14	60	229	2	12	209	...	225	23	471	788
The Wimmera	73	3	1	77	1,666	...	1,666	4	4	4	14	7	10	96	7	138	79	
Grand Total	27,174	187	806	194	236	28,597	73,143	1,538	74,681	1,651	482	1,020	133	752	12,654	16,692	249	220	1,464	333	5,409	1,537	9,212	16,835

WILLIAM HENRY ARCHER, Registrar-General.

AGRICULTURAL STATISTICS.

PRODUCE RAISED.

RETURN showing the Gross Produce of each description of Crop in each County and Pastoral District, and in the entire Colony, for the Year ending 31st March, 1862.

Counties and Pastoral Districts.	Quantity of Produce.																					
	Cereals, Pease, and Beans.							Green Crops (exclusive of Market and Kitchen Gardens).					Hay.			Other Crops.						
	Wheat.	Oats.	Barley.	Maize.	Rye and Bere.	Pease, Beans, Millet, and Sorghum.	Total.	Potatoes.	Turnips.	Mangel-wurzel.	Beet, Carrots, and Parsnips.	Cabbage.	Total.	Cereal Grasses—Wheat, Oats, and Barley.	Rye Grass, Lucerne, &c.	Total.	Onions.	Tobacco.	Grape.			
																			No. of Vines.	Fruit Sold.	Wine Produced.	Brandy Manufactured.
bush.	bush.	bush.	bush.	bush.	bush.	bush.	tons.	tons.	tons.	tons.	tons.	tons.	tons.	tons.	tons.	cwt.	cwt.	No.	cwt.	gals.	gals.	
Anglesey ...	9,133	9,239	50	10	...	18,432	218	218	733	6	739	...	46	...	1,770
Bourke ...	518,145	255,593	14,149	759	50	1,115	789,811	16,087	212	2,138	384	1,163	19,984	24,871	1,119	25,990	2,465	580	735,472	4,368	4,643	...
Dalhousie ...	313,870	504,512	2,033	60	47	2,411	822,933	6,584	41	64	3	...	6,692	4,783	40	4,823	100	...	29,350	74	360	...
Dundas... ..	21,288	4,852	752	26,892	185	185	610	105	715	...	320	2,924	9
Evelyn	33,875	14,857	204	507	...	111	49,554	2,835	15	80	2,930	840	...	840	50	90	174,911	36	4,565	...
Follett	50	50	6	6	157	...	157
Grant	560,761	143,660	19,214	819	135	2,709	727,298	5,143	105	2,377	153	17	7,795	11,761	107	11,868	2,190	193	1,516,196	8,146	33,884	79
Grenville ...	95,451	84,978	1,487	80	181,996	1,415	...	63	1,478	3,618	5	3,623	43,700	65	160	...
Hampden ...	44,254	21,144	550	149	66,097	653	...	22	675	802	70	872	...	115	1,160	4
Heytesbury ...	61,786	5,654	851	220	68,511	916	916	215	9	224	2,700	80
Mornington ...	31,791	12,933	337	808	...	189	46,058	1,540	55	89	...	235	1,919	525	11	536	153	45	60,432	32	260	...
Normanby ...	74,338	12,655	1,084	48	146	...	88,271	699	4	68	771	1,546	128	1,674	...	40	2,850	1
Polwarth ...	61,261	16,965	303	78,529	172	...	75	3	...	250	403	...	403
Ripon	180,597	147,278	1,708	18	...	139	329,740	2,593	...	186	46	15	2,840	6,336	15	6,351	...	85	35,706	35	7	...
Talbot	690,135	534,889	5,915	613	247	355	1,232,154	9,651	137	398	307	92	10,585	9,455	68	9,523	138	255	157,756	1,275	858	...
Villiers	437,090	41,861	12,115	3,279	494,345	7,361	272	326	35	...	7,994	3,113	182	3,295	625	450	17,080	20	5	...
Gipps Land ...	48,445	10,174	1,194	20	...	38	59,871	797	16	80	893	548	125	673	340
The Loddon ...	165,077	111,152	3,916	57	540	217	280,959	1,198	241	171	42	208	1,860	13,410	16	13,426	341	102	389,926	2,326	1,516	...
Rodney	17,755	16,507	826	16	35,104	122	122	1,186	1	1,187	...	9	35,800	396
The Murray ...	239,990	182,518	1,217	16,973	80	118	440,896	1,081	63	5	2	6	1,157	3,699	35	3,734	40	52	593,450	91	1,310	...
The Wimmera ...	2,685	4,959	213	7,857	108	10	10	128	1,826	...	1,826	160	170	16,812	14
Total ...	3,607,727	2,136,430	68,118	20,788	1,245	11,050	5,845,358	59,364	1,161	6,142	985	1,746	69,398	90,437	2,042	92,479	6,262	2,552	3,818,335	16,972	47,568	79

WILLIAM HENRY ARCHER, Registrar-General.

STATISTICS OF VICTORIA, 1861.—PRODUCTION.

LIVE STOCK.

RETURN of the Number of Horses, Cattle, Pigs, and Sheep upon Farms, and the Number upon Stations, during the Year ending 31st March, 1862.

Description of Land.	Description of Live Stock.			
	Horses.	Cattle.	Pigs.	Sheep.
Farms and land unconnected with stations ...	52,589	243,568	39,592	717,583
Crown and alienated land connected with stations ...	31,468	384,524	3,888	5,521,675
Total	84,057	628,092	43,480	6,239,258

NOTE.—The returns of sheep represent very nearly the entire number in the Colony; but the returns of horses, cattle, and pigs do not include those which are kept in towns or upon the goldfields, except the stock is running upon commons. Horses and working bullocks upon the roads are also excluded. The returns of horses, cattle, and sheep on stations are obtained from the Crown Lands Department, but as there is no assessment upon pigs, and, consequently, no return of their numbers made to that department, an account of those upon stations having purchased land attached is obtained by the agricultural collectors, no return being made of those upon stations consisting of Crown land only, which are not visited. It may be remarked that the assessment returns are made for a period some weeks earlier than that for which the agricultural statistics are collected.

WILLIAM HENRY ARCHER, Registrar-General.

LIVE STOCK ON STATIONS.

RETURN of the Number of Horses, Cattle, and Sheep in each Crown Lands Commissioner's District returned for Assessment during the Year 1861.

Name of District.	Description of Live Stock.		
	Horses.	Cattle.	Sheep.
Ararat	799	7,953	470,000
Ballaarat	461	7,862	144,966
Beechworth	2,587	41,833	15,675
Benalla	9,243	44,602	452,644
Castlemaine	912	13,050	356,795
Echuca	1,211	29,551	318,597
East Wimmera	588	11,694	293,807
Gisborne	1,467	9,254	200,416
Grant	940	11,096	255,954
Melbourne	1,398	8,148	9,524
North Gipps Land	1,300	21,392	22,098
Omeo	606	14,403	4,100
Portland	1,138	22,017	413,548
Settled Districts	593	7,996	28,476
South Gipps Land	1,078	22,703	14,916
Swan Hill	853	10,844	142,824
Warrnambool	3,369	79,930	705,004
West Wimmera	2,925	20,196	1,672,331
Total	31,468	384,524	5,521,675

WILLIAM HENRY ARCHER, Registrar-General.

LIVE STOCK SLAUGHTERED.

RETURN of the Number of Live Stock Slaughtered for Sale, for Salting, for Tallow and Lard, and for Private Use in the Colony of Victoria during the Year 1861.

No. 9, m.

District.	Cattle.					Sheep.				Pigs.			
	For Sale.	For Salting.	For Tallow and Lard.	For Private Use.	Total.	For Sale.	For Salting.	For Private Use.	Total.	For Sale.	For Salting.	For Private Use.	Total.
Ararat	2,346	117	...	475	2,938	9,658	...	8,995	18,653	447	55	95	597
Avoca	6,556	50	...	800	7,406	17,366	5	18,808	36,179	605	15	328	948
Ballaarat	32,243	790	33,033	90,136	...	4,861	94,997	2,106	...	569	2,675
Belfast	3,478	77	...	3,126	6,681	11,730	...	17,694	29,424	516	99	826	1,441
Benalla	2,512	2,309	4,821	3,617	...	4,831	8,448	402	...	558	960
Bourke	20,995	45	108	252	21,400	88,226	...	474	88,700	2,785	13	275	3,073
Carisbrook	12,467	214	12,681	27,392	...	1,277	28,669	1,097	30	150	1,277
Castlemaine	17,752	120	...	147	18,019	42,220	...	1,272	43,492	3,171	101	287	3,559
Geelong Municipality	5,794	5,794	42,228	42,228	2,445	2,445
Ditto (exclusive of Municipality)	4,957	...	66	504	5,527	16,755	...	5,039	21,794	481	70	391	942
Gipps Land	1,544	221	...	318	2,083	2,049	...	74	2,123	245	...	72	317
Kilmore	2,202	6	...	1,301	3,509	7,569	...	3,064	10,633	236	22	225	483
Kyneton	6,939	141	...	1,283	8,363	23,398	...	2,229	25,627	644	178	756	1,578
Melbourne (City of)	7,526	...	40	...	7,566	31,234	31,234	1,731	1,731
Ditto (exclusive of Municipality)	22,033	...	65	...	22,098	171,004	171,004	5,378	5,378
McIvor	2,773	1,062	3,835	6,910	...	4,902	11,812	253	...	280	533
Ovens	13,903	6	13,909	24,653	24,653	1,058	1,058
Portland	1,347	1,208	2,555	8,576	...	23,888	32,464	109	...	238	347
Sandhurst	16,907	12	...	764	17,683	53,186	14	5,321	58,521	1,900	...	261	2,161
Stawell	3,647	822	4,469	13,084	...	25,564	38,648	272	...	98	370
Swan Hill	93	93	391	391
Total	188,014	789	279	15,381	204,463	691,382	19	128,293	819,694	25,881	583	5,409	31,873

WILLIAM HENRY ARCHER, Registrar-General.

PLEURO-PNEUMONIA.

RETURN of the Cattle destroyed by order of the Pleuro-pneumonia Commissioners in the Colony of Victoria during the Year 1861.

1861.	Name of Proprietor.	Locality.	Cattle Destroyed.		
			Diseased.	Sound.	Total.
6th May ...	Mr. Crook ...	Werribee	1	1
12th " ...	B. Warby ...	Wangaratta ...	57	154	211
15th " ...	B. Warby ...	Wangaratta ...	1	...	1
1st June ...	Mr. White ...	Yankee Creek ...	1	...	1
3rd " ...	Edward Rea ...	Wangaratta ...	15	4	19
3rd " ...	Mr. Sidebottom ...	Mickleham... ..	3	...	3
3rd " ...	Mr. Langfords ...	Mickleham... ..	3	...	3
3rd " ...	Mr. Brand ...	Mickleham... ..	2	...	2
7th " ...	Mr. Beamish ...	Werribee ...	1	...	1
8th " ...	Mr. Sayers ...	Buninyong... ..	4	...	4
10th " ...	Mr. Swallow ...	Beechworth ...	1	...	1
10th " ...	Mr. Sayers ...	Buninyong... ..	16	2	18
12th " ...	Mr. Meldrums ...	Wangaratta ...	8	4	12
14th " ...	Not known ...	Beechworth ...	1	...	1
15th " ...	Mr. Moore ...	Wangaratta ...	1	...	1
18th " ...	Mr. Macartney ...	Wangaratta ...	58	11	69
18th " ...	J. Hyland... ..	Benalla	3	3
18th " ...	J. Andrews ...	Benalla	1	1
18th " ...	James Counsel ...	Benalla	1	1
21st " ...	Mr. Delaney ...	Dandenong... ..	1	...	1
25th " ...	Mr. Tilly ...	Bacchus Marsh ...	1	...	1
29th " ...	Not known ...	Kilmore ...	1	...	1
1st July ...	Thomas Dunkey... ..	Wangaratta ...	9	3	12
2nd " ...	Messrs. Reid ...	Wangaratta ...	4	...	4
5th " ...	Not known ...	Wangaratta ...	3	...	3
6th " ...	Not known ...	Wyndham ...	1	...	1
7th " ...	Thomas Dudley ...	Wangaratta ...	4	...	4
9th " ...	Not known ...	Lexton Pound ...	1	...	1
9th " ...	Not known ...	One Mile Creek ...	1	...	1
9th " ...	Mr. Moore ...	Wangaratta ...	1	...	1
10th " ...	David McCormack ...	Wangaratta ...	1	...	1
12th " ...	Stephen Bealy ...	Reed's Creek ...	1	...	1
13th " ...	Stephen Bealy ...	Reed's Creek ...	9	...	9
15th " ...	Not known ...	Dickens' Plain ...	1	...	1
16th " ...	Mr. Hall ...	Benalla ...	12	1	13
21st " ...	J. Magers ...	Dry Creek ...	2	...	2
21st " ...	J. Daggins ...	Wangaratta ...	3	...	3
22nd " ...	Thomas Kotty ...	Wangaratta ...	3	...	3
1st August ...	Thomas Realty ...	Wangaratta ...	9	5	14
4th September ...	Mr. Clark... ..	Wangaratta ...	1	...	1
4th " ...	Mr. House ...	Tarnit ...	3	4	7
5th " ...	Messrs. Reid ...	Wangaratta ...	1	...	1
11th " ...	Mr. Pearson ...	Shepperton ...	5	7	12
12th " ...	Mr. Pearson ...	Shepperton ...	2	...	2
12th " ...	At the Pound ...	Shepperton ...	3	...	3
12th " ...	Mr. Knight ...	Shepperton ...	9	8	17
14th " ...	Mr. Archer ...	Shepperton ...	5	7	12
15th " ...	Mr. Parsons ...	Shepperton	1	1
15th " ...	Mr. Knight ...	Shepperton ...	1	2	3
18th " ...	Mr. Hall ...	Benalla ...	40	14	54
20th " ...	Mr. Brookman ...	Shepperton ...	2	5	7
20th " ...	Owen de Little ...	Pentridge ...	*	*	55
26th " ...	Mr. Clark ...	Wangaratta ...	2	...	2
27th " ...	J. Mooney ...	Preston	6	6
1st October ...	Mr. Gaitly ...	Pentridge ...	1	...	1
		Total ...	315	244	614

* Of the 55 head of Cattle which belonged to Mr. Owen de Little it is not known how many were diseased and how many were sound.

J. M. MATSON,
Secretary to the Pleuro-pneumonia Commissioners.

SUMMARY OF CATTLE SLAUGHTERED.

RETURN of the total quantity of Cattle Slaughtered in the Colony of Victoria during the Year 1861.

For Sale, Salting, Tallow and Lard, and Private use.	By order of the Pleuro-pneumonia Commissioners.	Total.
204,463	614	205,077

WILLIAM HENRY ARCHER, Registrar-General

GOLD BY ESCORT.

RETURN showing the Quantity of Gold brought from the Goldfields by the Government Escort during each Month of the Year 1861.

Months.						Quantities.	
						Oz.	dwt.
January	187,514	10
February	152,314	0
March	137,433	0
April	124,164	10
May...	151,089	10
June	163,228	0
July	137,314	10
August	183,402	0
September	152,469	10
October	165,476	10
November	138,071	10
December	140,410	0
Total ...						1,832,887	10

JOHN WILKINSON, Gold Receiver.

MILLS FOR GRINDING AND DRESSING GRAIN.

RETURN of the Number of Mills for Grinding and Dressing Grain, in operation in each County and Pastoral District, during the Year 1861, specifying also the nature and amount of Power employed, the number of pairs of Stones in operation, and the number of Hands employed.

Counties and Pastoral Districts.	Number of Mills.	Power employed.		Amount of Horse-power employed.	Number of pairs of Stones in operation.	Number of Hands employed.
		Steam.	Water.			
Anglesey	1	1	...	10	2	4
Bourke	26	21	5	387	77	133
Dalhousie	10	9	1	166	29	55
Dundas	1	1	...	16	4	6
Evelyn	2	1	1	13	3	4
Grant	13	10	3	210	42	62
Grenville	4	4	...	109	14	36
Hampden	1	1	...	16	3	10
Mornington	3	2	1	31	3	7
Normanby	3	3	...	28	7	14
Polwarth	3	3	...	36	7	7
Ripon	3	3	...	56	9	22
Talbot	11	9	2	234	26	105
Villiers	8	7	1	129	24	40
Gipps Land	4	1	3	50	6	11
The Loddon	4	4	...	61	7	16
The Murray	7	6	1	94	14	31
Total	104	86	18	1,646	277	565

WILLIAM HENRY ARCHER, Registrar-General.

MANUFACTORIES, WORKS, ETC. (I.)

GENERAL SUMMARY of the Manufactories, Works, &c., in each County and Pastoral District in operation during the Year 1861, showing the amount of Horse-power and the number of Hands employed.

Counties and Pastoral Districts.	Number of Manufactories, Works, &c.	Power employed.				Amount of Horse-power employed.	Number of Hands employed.	
		Steam.	Water.	Horse.	Manual labor.		Males.	Females.
Bourke	162	63	5	12	72	1,215	1,889	16
Dalhousie	15	5	...	1	9	96	123	4
Dundas	7	1	...	1	5	11	26	1
Evelyn	4	...	3	...	1	...	7	...
Grant	69	18	...	2	49	143	402	22
Grenville	11	11	121	337	3
Hampden	1	1	...	2	...
Mornington	8	...	2	...	4	20	11	...
Normanby	16	4	12	4	29	2
Polwarth	1	1	20	30	...
Ripon	42	6	...	35	1	91	169	...
Talbot	8	8	156	149	...
Villiers	8	2	...	1	5	20	40	...
Gipps Land	14	3	1	1	9	76	107	1
The Loddon	59	15	1	5	38	204	371	...
The Murray	7	4	3	24	15	...
The Wimmera	7	...	1	3	3	9	24	...
Total	429	137	13	65	212	2,210	3,781	49

WILLIAM HENRY ARCHER, Registrar-General.

MANUFACTORIES, WORKS, ETC. (II.)

RETURN showing, in classified arrangement, the Manufactories, Works, &c., in each County and Pastoral District in operation during the Year 1861.

No. 9 '61

Counties and Pastoral Districts.	Connected with or dependent upon Agriculture.								Working on Raw Materials, the production of the Pastoral Interest.					Manufacture of Articles of Food, of which the Raw Material is not the Produce of Agriculture, and of Articles of Drink.							Building Materials and Plastic Manufactures.				Machine Manufactories, and Lead, Brass, and Iron Works.				Miscellaneous Works and Manufactures.				Total.													
	Agricultural Implement Manufactories.	Bone Manure Manufactories.	Bread and Biscuit Manufactories.	Chaff-cutting Machines.	Corn-crushing Machines.	Steam Ploughs.	Shear Drills.	Tobacco Factories.	Wine Presses.	Bolling-down Establishments.	Feltmongeries, &c.	Soap and Candle Manufactories.	Woollen Flock Mills.	Woolstaplers and Washers.	Tanneries, &c.	Breweries, &c.	Gingerbeer and Soda-water Manufactories.	Cider and Cordial Manufactories.	Cordial and British Wine Manufactories.	Ice Manufactories.	Salt Manufactories.	Sugar Refiners and Disilleries.	Brick Yards.	Drain Pipe and Tile Manufactories.	Lime Kilns.	Moulding and Saw Mills.	Potteries.	Saw Mills.	Iron, Brass, and Copper Foundries, &c.	Iron Works.	Lead Pipe Manufactories, Lead Works.	Millwrights and Machinists.		Type Foundries.	Wire Works.	Dye Works.	Gasometers.	Glass Benders and Cutters.	Pianoforte Manufactories, &c.	Steam Printing Presses.	Rope Manufactories.	Ship and Boat Builders.	Timber Benders.	Water Works.		
Bourke	11	...	4	...	2	...	1	1	4	...	2	6	1	...	8	8	9	1	4	1	...	1	23	2	...	5	4	11	12	2	2	2	1	1	2	2	1	2	12	1	2	1	...	152
Dalhousie	1	5	...	2	1	5	1	15	
Dundas	1	2	3	1	7	
Evelyn	1	2	1	4	
Grant	1	1	1	26	1	6	4	...	1	9	5	1	1	1	...	3	2	2	1	1	1	1	1	69	
Grenville	3	1	1	5	1	11		
Hampden	1	1		
Mornington	1	1	...	4	2	8		
Normanby	5	...	1	2	1	2	1	2	1	2	...	2	16		
Polwarth	1	1		
Ripon	35	2	1	4	42		
Talbot	1	7	8		
Villiers	2	1	1	...	2	1	1	8		
Gipps Land	1	4	2	1	1	...	1	...	4	14		
The Loddon	4	2	3	...	2	13	12	2	13	...	1	...	4	1	1	59			
The Murray	1	1	1	...	3	1	7		
The Wimmera	1	...	1	3	2	7		
Total	22	1	5	38	5	1	1	1	34	1	14	14	1	2	30	42	27	7	4	1	1	1	53	2	7	5	4	46	19	2	2	3	1	1	2	5	1	2	13	2	3	1	2	429

NOTE.—This and the preceding Table do not include any works or machinery used for gold-mining purposes, or for the crushing and amalgamating of quartz, cement, &c. Many of the figures are known to be under the truth; and both Tables must be considered as merely first approximations to accuracy.

WILLIAM HENRY ARCHER, Registrar-General.

REAPING AND THRESHING MACHINES.

RETURN showing the Number of Reaping, Mowing, and Threshing Machines in operation in each County and Pastoral District, during the Year 1861; together with the nature and amount of Power, and the number of Hands employed.

Counties and Pastoral Districts.	Description of Machine.			Power employed.		Amount of Horse-power employed.	Number of Hands employed.
	Reaping.	Threshing.	Mowing.	Steam.	Horse.		
Bourke	10	21	1	6	26	96	245
Dalhousie	105	30	4	25	114	404	1,159
Dundas	5	5	9	38
Evelyn	1	1	2	4	16
Grant	1	...	1	...	12	3
Heytesbury	4	1	...	1	4	16	41
Normanby	5	...	1	4	16	22
Ripon	82	38	8	14	114	394	1,220
Villiers	2	15	...	15	2	122	168
Gipps Land	3	2	1	2	4	24	57
The Loddon	1	7	3	4	7	43	103
The Murray	7	4	1	4	8	48	108
Rodney	1	1	3	7
The Wimmera	1	...	1	...	6	6
Total	215	132	18	74	291	1,197	3,193

WILLIAM HENRY ARCHER, Registrar-General.

EXTENT OF GOLD WORKINGS.

RETURN of the Total Extent of Auriferous Alluvial and Quartz Ground actually worked upon in the various Mining Districts.

Mining Districts.	Extent of Auriferous Alluvial and Quartz Ground worked upon.
	square miles.
Ballaarat District	86½
Beechworth District	167½
Sandhurst District	105
Maryborough District	137¾
Castlemaine District	119¾
Ararat District	52
Total	668½

NOTE.—The above Return is compiled from information supplied by the various Mining Surveyors.

R. BROUGH SMYTH, Secretary for Mines.

MACHINERY ON THE GOLD FIELDS.

RETURN of the Number of Machines employed in Alluvial and Quartz Mining, in the various Mining Districts, in the Month of December, 1861.

Mining Districts.	Alluvial Mining.										Quartz Mining.							Approximate Value of all Mining Plant in the District.	
	Steam Engines employed in Winding, Pumping, &c.		Puddling Machines.	Whims and Pulleys.	Whips.	Horse Pumps.	Sluices and Toms.	Water Wheels.	Hydraulic Hoses.	Californian Pumps.	Steam Engines employed in Winding, Crushing, &c.		Crushing Machines.	Whims and Pulleys.	Pumps.	Water Wheels.	Dericks.		Whips.
	No.	Aggregate Horse-power.									No.	Aggregate Horse-power.							
Ballaarat District	219	3,303	569	219	123	2,251	...	35	...	9	...	10	£ 505,550
Beechworth District	41	458	65	68	114*	124	18	100	17	222	1	1	...	11	...	3	134,200
Sandhurst District	5	88	1,466	16	140	2,056	21	19	271,000
Maryborough District	21	284	808	56	34	67	1,074	3	79	168,916
Castlemaine District	19	294	939	21	24	13	68	93	1,569	29	49	7	6	5	10	263,446
Ararat District	26	304	174	88	63	13	287	...	31	67,900
Total	331	4,731	4,016	468	138	13	165	124	18	100	453	7,459	54	214	7	26	5	23	1,411,012

* In the Beechworth return for last year there appeared 290 sluices and toms; this year none have been returned.

NOTE.—The above Return is compiled from information supplied by the various Mining Surveyors.

R. BROUGH SMYTH, Secretary for Mines.

PRICES OF QUARTZ AND CEMENT CRUSHING.

RETURN of the highest and lowest prices charged per ton for Crushing Quartz and Cement in the various Mining Districts, in the Month of December, 1861.

Mining Districts.	From	To
	<i>s. d.</i>	<i>£ s. d.</i>
Ballaarat District	10 0	1 2 6
Beechworth District	18 0	1 5 0
Sandhurst District	8 0	1 10 0
Maryborough District	8 0	1 10 0
Castlemaine District	7 6	1 5 0
Ararat District	10 0	1 0 0
Highest and lowest prices...	7 6	1 10 0

NOTE.—The above Return is compiled from information supplied by the various Mining Surveyors.

R. BROUGH SMYTH,
Secretary for Mines.

AVERAGE YIELD OF AURIFEROUS QUARTZ.

RETURN of the Average Yield from Quartz crushed in the various Mining Districts during the Year 1861.

Mining Districts.	Tons Crushed.	Total Produce.	Average Yield per ton.
		<i>oz. dwt.</i>	<i>oz. dwt. gr.</i>
Ballaarat District	169,485	67,973 7	0 8 0
Beechworth District	26,289	44,668 6	1 13 23
Sandhurst District	71,810	109,139 9	1 10 9
Maryborough District	22,581	25,493 13	1 2 13
Castlemaine District	48,769	40,991 5	0 16 19
Ararat District... ..	11,475	11,216 13	0 19 13
Total	350,409	299,482 13	0 17 2

NOTE.—The above Return is compiled from information supplied by the various Mining Surveyors and does not show the total quantity of quartz crushed in the several localities, but only the yield of certain crushings respecting which the Surveyors have been able to obtain accurate information.

R. BROUGH SMYTH,
Secretary for Mines.

STATISTICS

OF

THE COLONY OF VICTORIA, 1861.

PART III.


INTERCHANGE.

1000

PART III.—INTERCHANGE.

CONTENTS.

	Page.
WEIGHTS AND MEASURES	61
POSTAGE	61
ELECTRIC TELEGRAPHS	61
RAILWAYS—VICTORIAN	62
" MELBOURNE AND HOBSON'S BAY	63
" ST. KILDA AND BRIGHTON	63
" MELBOURNE AND SUBURBAN	64
" MELBOURNE AND ESSENDON	64
ROADS AND BRIDGES	65
PUBLIC WORKS	66
WAGES	70
PRICES	71
PRICE OF GOLD	77
IMPORTATION OF LIVE STOCK OVERLAND	77
IMPORTS AND EXPORTS—(I)	78
" (IL)	78
IMPORTS	79
EXPORTS	161
SHIPPING INWARDS	216
" OUTWARDS	217
NATIONALITY OF VESSELS ENTERED	218
" CLEARED	218
SHIPPING ENTERED AT EACH PORT	219
SHIPPING CLEARED AT EACH PORT	219
FISHERIES	220
VESSELS BUILT AND REGISTERED	220
BOATS LICENSED	220



STATISTICS OF VICTORIA, 1861.

INTERCHANGE.

WEIGHTS AND MEASURES.

WEIGHTS.	MEASURES.
The Weights are the same as those used in the United Kingdom.	The Measures are the same as those used in the United Kingdom.

POSTAGE.

RETURN showing the Number of Inland Letters and Newspapers posted in the Colony of Victoria; also the Number of Ship Letters Despatched and Received, together with the Postal Revenue and Expenditure during the Year 1861.

Number of Post Offices.	Inland Letters Posted.	Ship Letters.	Inland Newspapers Posted.	Ship Newspapers.	Total.		Income.		Expenditure.	
					Letters.	Newspapers.	£	s. d.	£	s. d.
369	4,217,908	Despatched 948,241 Received 943,780 Total... 1,892,021	1,967,498	Despatched 850,263 Received 1,459,418 Total ...2,309,681	6,109,929	4,277,179	127,869	9 2*	109,276	7 2

* Included in the above income are stamps to the amount of £13,789 15s. 2d., that have been supplied to the Government Departments and for which cash has not been received.
NOTE.—In the foregoing Return the number of inland letters posted in Victoria has been given, instead of the number of letters passed through the Post Offices as furnished in previous years; the number of letters posted showing more accurately the amount of correspondence circulated in the Colony.

WILLIAM TURNER, Secretary.

ELECTRIC TELEGRAPHS.

RETURN of the Number of Telegrams sent from each of the Stations in the Colony of Victoria, distinguishing Paid from Unpaid Telegrams, during the Year 1861.

Name of Station.	Paid Telegrams.		Number of Unpaid Telegrams.	Total Number of Telegrams.	Name of Station.	Paid Telegrams.		Number of Unpaid Telegrams.	Total Number of Telegrams.
	Number of.	Amount received.				Number of.	Amount received.		
Melbourne ...	50,850	11,704 14 3	12,572	63,422	Queenscliff ...	4,115	143 5 1	2,852	6,967
Geelong ...	10,673	1,309 6 9	1,888	12,561	Kilmore ...	1,020	117 6 5	691	1,711
Ballaarat ...	11,802	1,828 19 0	1,699	13,501	Heathcote ...	747	114 18 5	305	1,052
Sandhurst ...	8,447	1,363 13 5	941	9,388	Echuca ...	610	114 1 7	185	795
Castlemaine ...	6,824	870 9 0	2,023	8,847	Sandridge ...	742	99 17 2	101	843
Beechworth ...	4,211	684 16 0	1,849	6,060	Raglan ...	752	96 4 6	97	849
Portland ...	2,565	503 9 1	964	3,529	Yackandandah	840	95 18 7	304	1,144
Warrnambool	2,749	449 12 1	985	3,734	Hexham ...	439	82 19 6	65	504
Maryborough	3,221	426 13 5	1,098	4,319	Gisborne ...	785	77 15 4	152	937
Belfast ...	2,275	345 9 6	807	3,082	Benalla ...	539	76 7 8	564	1,103
Talbot (Back Creek)	2,402	304 11 7	602	3,004	Carisbrook ...	764	76 5 9	294	1,058
Ararat ...	1,602	287 5 6	601	2,203	Inglewood ...	531	62 3 8	155	686
Maldon ...	2,043	263 5 7	290	2,333	Longwood ...	369	56 14 8	139	508
Chiltern ...	1,859	258 14 6	436	2,295	Streatham ...	325	55 10 3	12	337
Daylesford ...	1,910	258 13 3	241	2,151	Woodend ...	475	43 3 4	186	661
Kyneton ...	2,190	277 1 0	287	2,477	Belvoir ...	349	41 3 6	312	661
Hamilton ...	1,522	238 7 10	175	1,697	Stawell ...	248	36 12 3	53	301
Creswick ...	2,096	229 11 3	256	2,352	Snapper Point	326	30 3 4	27	353
Wangaratta ...	1,663	227 18 8	487	2,150	Spencer-street Station	77	7 8 9	166	243
Wahgunyah ...	911	204 14 4	228	1,139	Taradale ...	65	6 7 9	9	74
Dunolly ...	1,749	203 17 2	611	2,360	Cape Schanck	33	3 15 2	14	47
Tarnagulla ...	1,750	182 12 10	389	2,139	Cape Otway...	1,440	1,440
Williamstown	1,746	176 5 6	2,560	4,306					
Avoca ...	1,184	172 7 1	563	1,747					
Clunes ...	1,475	151 4 2	143	1,618					
					Total ...	143,870	£24,361 15 5	40,818	184,688

SAMUEL W. McGOWAN, General Superintendent of Electric Telegraphs.

RAILWAYS.

VICTORIAN RAILWAYS.

RETURN of the Traffic and Receipts during the Year ending 31st December, 1861.

MAIN MELBOURNE AND MOUNT ALEXANDER LINE.*

Month.	Number of Passengers.		Amount Received.	Goods.		Amount of Sundries.	Total Receipts.
	Single.	Return.		Number of Tons.	Amount Received.		
			£ s. d.	Tons. cwt. qr. lbs.	£ s. d.	£ s. d.	£ s. d.
January ...	18,000½	20,181	3,695 13 11	2,490 12 1 23	1,934 18 7	530 10 11	6,161 3 5
February ...	17,946	17,169	3,333 5 1	2,623 0 0 2	1,878 19 3	262 14 6	5,474 18 10
March ...	20,758	24,575	3,994 8 4	2,061 5 3 26	1,442 8 4	517 5 8	5,954 2 4
April ...	18,585½	20,693	3,828 16 3	2,778 15 3 18	2,192 2 0	501 5 4	6,522 3 7
May ...	16,687½	19,655	3,268 6 8	2,144 19 3 15	1,976 11 1	482 11 9	5,727 9 6
June ...	15,341½	17,972	2,932 5 11	1,908 10 3 16	1,370 11 9	495 8 11	4,798 6 7
July ...	19,612½	17,669	5,164 16 7	1,915 12* 1 4	1,706 19 11	575 17 2	7,447 13 8
August ...	18,258	17,610	5,581 3 10	2,108 16 1 26	1,834 17 0	860 1 8	8,276 2 6
September ...	20,560½	18,909	7,148 7 10	2,286 2 2 21	1,798 17 10	698 10 11	9,645 16 7
October ...	19,646½	29,000	6,761 10 3	4,831 10 1 3	4,842 3 7	687 19 9	12,291 13 7
November ...	16,913½	25,441	6,043 18 7	7,108 5 2 21	7,089 1 5	762 17 11	13,895 17 11
December ...	19,087	24,856	7,047 12 7	6,265 10 0 2	6,017 8 3	731 9 11	13,796 10 9

WILLIAMSTOWN BRANCH LINE.

January ...	2,985½	6,826	740 13 2	5,034 15 1 26	1,118 1 1	134 11 1	1,993 5 4
February ...	3,446½	5,418	601 2 4	5,106 7 0 18	1,217 1 6	116 9 1	1,934 12 11
March ...	3,397½	6,701	732 0 8	1,044 15 0 14	366 13 0	96 4 0	1,194 17 8
April ...	3,223½	6,009	989 11 6	4,232 0 2 0	827 18 2	97 0 1	1,914 9 9
May ...	3,240	6,679	678 2 3	5,075 11 1 1	1,011 17 5	93 7 4	1,783 7 0
June ...	3,491	5,782	612 9 9	1,934 18 3 26	372 8 1	85 14 4	1,070 12 2
July ...	2,801½	5,648	623 5 9	5,859 4 1 19	1,298 13 5	124 14 7	2,046 13 9
August ...	3,033	5,810	596 7 1	7,532 18 3 2	1,149 17 10	99 2 8	1,845 7 7
September ...	3,196	5,415	671 11 6	5,944 11 2 21	1,144 3 9	84 0 2	1,899 15 5
October ...	2,970½	4,944	638 9 4	8,965 15 1 6	1,613 3 5	88 3 9	2,339 16 6
November ...	3,117½	5,797	664 4 8	7,699 17 0 0	1,481 14 2	105 19 5	2,251 18 3
December ...	2,726½	8,195	774 0 3	8,736 15 1 14	1,689 2 9	105 10 10	2,568 13 10

GEEELONG LINE.

January ...	10,630½	7,313	2,825 13 11	4,841 18 3 20	933 17, 1	383 8 8	4,142 19 8
February ...	5,579½	3,565	1,272 11 4	3,918 16 0 10	834 7 8	267 12 9	2,374 11 9
March ...	11,629	9,620	3,109 0 8	5,622 12 0 2	1,198 1 1	373 16 0	4,680 17 9
April ...	11,633½	30,071	4,298 11 3	6,309 14 2 3	1,372 10 2	391 10 2	6,062 11 7
May ...	10,494½	5,975	2,674 17 0	7,109 19 0 11	1,497 6 6	395 14 1	4,567 17 7
June ...	8,378½	5,421	2,195 0 11	4,679 15 1 1	993 5 1	504 17 11	3,693 3 11
July ...	8,836½	5,352	2,284 7 4	4,507 1 2 5	940 19 7	379 11 7	3,604 18 6
August ...	8,596½	5,710	2,251 13 5	4,961 18 2 11	1,063 8 11	522 2 6	3,837 4 10
September ...	12,124	5,780	2,947 0 1	4,036 13 1 9	852 9 8	561 0 10	4,360 10 7
October ...	10,461½	6,123	2,732 0 9	5,101 18 1 9	1,157 12 8	437 9 8	4,327 3 1
November ...	9,458½	7,008	2,698 6 2	7,148 15 2 7	1,543 10 9	409 14 8	4,651 11 7
December ...	10,394½	12,976	3,205 8 9	6,283 2 0 2	1,429 4 11	604 15 8	5,239 9 4

* Passenger Traffic was opened to Woodend on 8th July, and Goods Traffic on the 14th October.

JAS. DOWN,
Auditor.

RAILWAYS.

MELBOURNE AND HOBSON'S BAY RAILWAY.

STATEMENT of the Traffic and Receipts for the Year 1861.

Month.	Number of Passengers.			Amount.	Parcels.	Merchandise.		Advertising.	Sundries.	Total Receipts of Traffic.
	Single.	Return.	Periodical.			Weight.	Amount.			
				£ s. d.	£ s. d.	Tons. cwt. qrs. lbs.	£ s. d.	£ s. d.	£ s. d.	£ s. d.
January	46,595	52,775	714	4,636 10 6	59 7 10	14,880 10 2 23	2,599 13 1	1 10 1	33 4 4	7,330 5 10
February	36,904	42,348	769	3,670 0 10	54 7 7	8,512 9 2 2	1,633 18 7	12 14 0	18 6 2	5,389 7 2
March	37,524	58,005	784	4,315 18 11	56 3 4	11,226 16 1 17	1,909 8 9	6 7 0	15 15 2	6,303 13 2
April	33,109	45,201	759	3,935 8 2	41 7 9	10,344 18 3 18	1,769 9 8	7 10 7	20 12 0	5,774 8 2
May	30,641	55,492	796	3,839 12 4	47 1 7	11,549 19 2 0	1,931 11 5	15 3 10	17 5 9	5,850 14 11
June	29,824	39,708	819	3,527 16 2	31 17 11	11,679 18 0 9	2,060 3 5	7 18 4	18 9 5	5,646 5 3
July	29,285	40,486	817	3,529 16 3	34 9 5	15,980 15 0 20	2,711 6 5	0 11 10	19 10 3	6,295 14 2
August	29,482	42,732	780	3,519 1 5	40 3 4	15,679 18 1 5	2,586 7 2	2 5 0	36 12 7	6,184 9 6
September	39,120	64,021	766	4,130 10 4	48 17 6	15,364 4 1 2	2,610 11 3	1 4 0	37 17 2	6,829 0 3
October	37,390	55,639	783	3,725 8 8	49 11 4	13,271 4 3 25	2,317 0 1	0 6 0	26 1 4	6,118 7 5
November	34,137	54,258	811	3,608 5 11	41 0 2	13,722 16 3 25	2,484 2 3	10 0 0	20 17 7	6,164 5 11
December	44,415	72,410	810	4,682 11 11	61 0 10	13,562 13 2 10	2,436 1 0	10 0 0	32 16 1	7,222 9 10
Total	428,426	623,075	9,408	47,121 1 5	565 8 7	155,776 6 1 16	27,049 13 1	75 10 8	297 7 10	75,109 1 7

JOHN WAKEFIELD, Accountant.

ST. KILDA AND BRIGHTON RAILWAY.

January	8,767	9,568	113	987 9 5	8 8 11	995 18 4
February	6,778	7,556	232	755 5 4	4 19 11	760 5 3
March	7,778	7,798	261	743 9 0	5 7 11	748 16 11
April	7,521	8,646	260	804 18 6	4 11 7	809 10 1
May	8,182	8,626	290	824 16 7	5 4 2	830 0 9
June	6,951	7,522	305	721 19 9	4 15 0	15 3 0 7	3 9 9	730 4 6
July	5,360	5,689	285	617 0 5	4 9 5	621 9 10
August	7,176	7,593	293	772 11 4	4 9 8	256 0 1 4	63 18 2	840 19 2
September	6,851	6,926	289	767 17 4	5 4 1	773 1 5
October	8,258	10,215	293	959 1 4	7 10 10	212 0 0 9	52 16 2	1,019 8 4
November	7,188	8,053	325	858 5 10	7 7 10	68 1 2 10	17 8 6	883 2 2
December	13,829	15,040	307	1,423 5 1	9 14 1	196 0 3 2	49 4 9	11 10 0	5 0 2	1,498 14 1
Total	94,639	103,232	3,253	10,235 19 11	72 3 5	747 5 3 4	186 17 4	11 10 0	5 0 2	10,511 10 10

W. N. JOHNSON, Secretary.

RAILWAYS.

MELBOURNE AND SUBURBAN RAILWAY.

RETURN of the Traffic and Receipts of the Melbourne and Suburban Railway during 1861.

Month.	Number of Passengers.			Amount.	Advertising.	Rents, &c.	Total Receipts of Traffic.
	Single.	Return.	Periodical.				
January	32,564	44,083	507	£ 2,613 12 9	£ ... 1	£ 103 6 3	£ 2,716 19 0
February	30,819	39,654	548	2,495 13 0	9 17 6	87 2 11	2,592 13 5
March	39,757	51,609	445	3,095 11 3	4 10 0	78 2 6	3,178 3 9
April	30,164	36,780	473	2,586 4 10	1 0 0	39 8 10	2,626 13 8
May	26,291	28,882	531	2,327 0 11	2 11 0	53 18 2	2,383 10 1
June	31,020	33,453	522	2,674 11 4	5 11 6	113 5 8	2,793 8 6
July	24,861	28,323	541	2,095 4 9	10 16 8	46 10 0	2,152 11 5
August	24,680	27,011	525	2,031 18 8	11 1 8	72 1 10	2,115 2 2
September	33,482	38,192	479	2,506 13 10	10 16 8	81 12 4	2,599 2 10
October	27,724	33,628	460	2,190 13 4	10 16 8	63 12 9	2,265 2 9
November	36,109	42,249	480	2,757 8 11	10 16 8	64 13 4	2,832 18 11
December	42,169	63,777	471	2,983 0 0	10 16 8	131 19 10	3,125 16 6
Total	379,640	467,641	5,982	30,357 13 7	88 15 0	935 14 5	31,382 3 0

GEO. W. LILLY, Secretary.

MELBOURNE AND ESSENDON RAILWAY.

PARTICULARS of the Passenger Traffic Returns of the Melbourne and Essendon Railway for the Year 1861.

Month.	Total Passengers.	Total Amount Received.
January	8,101½	£ 275 18 1
February	9,252½	338 18 6
March	17,359	781 15 11
April	9,647	346 10 9
May	8,928½	305 5 8
June	7,925½	249 7 6
July	8,417	261 9 11
August	8,710½	262 12 7
September	10,916	380 3 1
October	22,213½	1,049 9 4
November	16,977½	769 3 0
December	9,038	283 17 11
Total	137,486½	5,304 12 3

ALEX. J. GIBB, Secretary.

ROADS AND BRIDGES.

RETURN of all Public Roads, Bridges, &c., &c., throughout the Colony, which have been undertaken during the Year 1861.

Description of Work, and where situated.	Whether Constructing or under Repairs.	Authority under which it is executed.	Fund from which the Expense is defrayed	When commenced.	Whether finished or unfinished.	If finished, actual amount of Expenditure in Pounds Sterling.	If unfinished, amount of Expenditure up to present date in Pounds Sterling.
Avoca to Linton ...	Construction ...	The Governor	Vote of Parliament £408,610, and Toll Revenue £119,550	1861	Unfinished	Unfinished	£ 1,000
Albury to Wooragec ...	Ditto ...	Ditto ...		1861	Ditto ...	Ditto ...	3,000
Ararat and South-western Seaboard	Ditto and repairs ...	Ditto ...		1858	Ditto ...	Ditto ...	4,185
Ararat and Raglan ...	Repairs ...	Ditto ...		1861	Ditto ...	Ditto ...	850
Ballaarat to Raglan ...	Construction ...	Ditto ...		1856	Ditto ...	Ditto ...	1,500
Ballaarat to Lexton ...	Ditto ...	Ditto ...		1860	Ditto ...	Ditto ...	1,500
Ballaarat to Amherst ...	Ditto ...	Ditto ...		1858	Ditto ...	Ditto ...	5,500
Ballaarat to Castlemaine ...	Ditto ...	Ditto ...		1853	Ditto ...	Ditto ...	6,700
Ballaarat to Streatham ...	Ditto ...	Ditto ...		1858	Ditto ...	Ditto ...	1,500
Brighton Road ...	Repairs ...	Ditto ...		1853	Ditto ...	Ditto ...	9,943
Beechworth to Omeo ...	Construction ...	Ditto ...		1861	Ditto ...	Ditto ...	5,200
Buckland Road ...	Ditto ...	Ditto ...		1860	Ditto ...	Ditto ...	2,000
Beechworth to Stanley ...	Ditto ...	Ditto ...		1861	Ditto ...	Ditto ...	1,000
Blackwood Road ...	Ditto ...	Ditto ...		1861	Ditto ...	Ditto ...	1,000
Cressy to Darlington ...	Ditto ...	Ditto ...		1861	Ditto ...	Ditto ...	900
Church Street ...	Repairs ...	Ditto ...		1853	Ditto ...	Ditto ...	2,208
Creswick to Clunes ...	Construction ...	Ditto ...		1860	Ditto ...	Ditto ...	5,800
Castlemaine to Maryborough	Ditto ...	Ditto ...		1860	Ditto ...	Ditto ...	2,000
Dandenong and Western Port	Ditto and repairs ...	Ditto ...		1859	Ditto ...	Ditto ...	10,622
Dunolly to Inglewood ...	Construction ...	Ditto ...		1861	Ditto ...	Ditto ...	1,850
Deep Creek ...	Ditto and repairs ...	Ditto ...		1853	Ditto ...	Ditto ...	7,279
Fryerstown ...	Construction ...	Ditto ...		1857	Ditto ...	Ditto ...	500
Geelong to Queenscliff ...	Ditto ...	Ditto ...		1853	Ditto ...	Ditto ...	2,660
Geelong to Colac ...	Ditto and repairs ...	Ditto ...		1854	Ditto ...	Ditto ...	1,127
Geelong to Steiglitz ...	Construction ...	Ditto ...		1856	Ditto ...	Ditto ...	500
Geelong to Buntingdale ...	Ditto ...	Ditto ...		1861	Ditto ...	Ditto ...	250
Geelong to Ballaarat ...	Ditto and repairs ...	Ditto ...		1853	Ditto ...	Ditto ...	44,587
Great North Road ...	Construction ...	Ditto ...		1861	Ditto ...	Ditto ...	4,000
Heywood to Dartmoor ...	Ditto ...	Ditto ...		1861	Ditto ...	Ditto ...	3,000
Hamilton Road ...	Ditto ...	Ditto ...		1861	Ditto ...	Ditto ...	5,500
Johnston Street ...	Repairs ...	Ditto ...		1856	Ditto ...	Ditto ...	1,056
Kyneton to Tylden ...	Construction ...	Ditto ...		1860	Ditto ...	Ditto ...	6,950
Kilmore to Heathcote ...	Ditto and repairs ...	Ditto ...		1859	Ditto ...	Ditto ...	7,442
Lower Western ...	Ditto ditto ...	Ditto ...		1853	Ditto ...	Ditto ...	3,636
Melbourne to Ballaarat ...	Ditto ditto ...	Ditto ...	1853	Ditto ...	Ditto ...	11,556	
Melbourne to Geelong ...	Ditto ditto ...	Ditto ...	1853	Ditto ...	Ditto ...	1,648	
Maryborough & Mount Korong	Ditto ...	Ditto ...	1858	Ditto ...	Ditto ...	2,000	
Mount Alexander Road ...	Ditto and repairs ...	Ditto ...	1851	Ditto ...	Ditto ...	113,250	
Maldon to Dunolly ...	Ditto ...	Ditto ...	1858	Ditto ...	Ditto ...	4,000	
McIvor Road ...	Ditto ...	Ditto ...	1858	Ditto ...	Ditto ...	8,000	
Murray Road ...	Ditto ...	Ditto ...	1860	Ditto ...	Ditto ...	1,500	
Main Central Road, Gipps Land	Ditto ...	Ditto ...	1856	Ditto ...	Ditto ...	10,217	
Melbourne Road, Gipps Land...	Ditto ...	Ditto ...	1856	Ditto ...	Ditto ...	6,100	
Main Western Road, Gipps Land	Ditto ...	Ditto ...	1858	Ditto ...	Ditto ...	800	
Main Eastern Road, Gipps Land	Ditto ...	Ditto ...	1861	Ditto ...	Ditto ...	100	
Omeo Road ...	Ditto ...	Ditto ...	1859	Ditto ...	Ditto ...	2,000	
Point Nepean ...	Repairs ...	Ditto ...	1853	Ditto ...	Ditto ...	663	
Pitfield to Lintons ...	Construction ...	Ditto ...	1861	Ditto ...	Ditto ...	1,000	
Pascoe vale ...	Repairs ...	Ditto ...	1853	Ditto ...	Ditto ...	1,276	
Pleasant Creek ...	Construction & repairs	Ditto ...	1860	Ditto ...	Ditto ...	1,196	
Railway Station to Gisborne ...	Ditto ...	Ditto ...	1861	Ditto ...	Ditto ...	2,500	
Richmond Punt Road ...	Repairs ...	Ditto ...	1853	Ditto ...	Ditto ...	261	
Raglan Road ...	Construction ...	Ditto ...	1860	Ditto ...	Ditto ...	2,000	
Richmond Road ...	Repairs ...	Ditto ...	1853	Ditto ...	Ditto ...	6,453	
Smythesdale to Ballaarat ...	Construction ...	Ditto ...	1861	Ditto ...	Ditto ...	2,200	
Sandridge Road ...	Repairs ...	Ditto ...	1851	Ditto ...	Ditto ...	2,818	
Sydney Road ...	Construction & repairs	Ditto ...	1853	Ditto ...	Ditto ...	57,783	
Swamps Road ...	Repairs ...	Ditto ...	1859	Ditto ...	Ditto ...	731	
South Ovens Road ...	Construction ...	Ditto ...	1861	Ditto ...	Ditto ...	800	
Upper Western Road ...	Ditto and repairs ...	Ditto ...	1853	Ditto ...	Ditto ...	5,697	
Upper Goulburn Road ...	Ditto ...	Ditto ...	1860	Ditto ...	Ditto ...	1,000	
Upper Plenty Road ...	Repairs ...	Ditto ...	1853	Ditto ...	Ditto ...	5,166	
Various Roads through private property	Construction ...	Ditto ...	1861	Ditto ...	Ditto ...	5,000	
Various Roads through private property	Ditto ...	Ditto ...	1861	Ditto ...	Ditto ...	8,850	
Wangaratta to Oxley ...	Ditto ...	Ditto ...	1860	Ditto ...	Ditto ...	750	
Warrnambool to Geelong ...	Ditto ...	Ditto ...	1859	Ditto ...	Ditto ...	4,100	
District Road Boards ...	Ditto ...	Ditto ...	1861	Ditto ...	Ditto ...	100,000	
							528,160

JOHN STEAVENSON, Commissioner of Roads and Bridges.

PUBLIC WORKS.

RETURN of all Public Works, Buildings, &c., throughout the Colony, which have been undertaken during the Year 1861.

Description of Work and where situated.	Whether Constructing or under Repair.	Estimated Expense in Pounds Sterling.	Authority under which it is executed.	Fund from which the Expense is defrayed.	When commenced.	Whether finished or unfinished.	If finished, actual amount of Expenditure in Pounds Sterling.	If unfinished, amount of Expenditure up to present date in Pounds Sterling.
BUILDINGS, &c., MELBOURNE.		£					£	£
Houses of Parliament	Constructing	400,000	The Governor	General Revenue	1855	Unfinished	...	178,778
New Treasury... ..	Ditto ...	85,000	Ditto ...	Ditto ...	1857	Ditto	85,070
General Post Office	Ditto ...	96,000	Ditto ...	Ditto ...	1859	Ditto	49,118
WHARVES, JETTIES, HARBORS, &c.								
Repairs and additions to wharves, sheds, and approaches to wharves, Melbourne	Construction and repairs	4,600	Ditto ...	Ditto ...	1860	Finished	4,531	
New wharves, jetties, and repairs to wharves, &c., Melbourne	Ditto ...	5,185	Ditto ...	Ditto ...	1861	Unfinished	...	3,634
Repairs and additions to wharves, sheds, &c., Geelong	Ditto ...	1,000	Ditto ...	Ditto ...	1860	Finished	994	
Repairs to wharves, sheds, and jetties, Geelong	Repairs ...	500	Ditto ...	Ditto ...	1861	Unfinished	...	220
Repairs and additions to pier, Sandridge	Construction and repairs	3,000	Ditto ...	Ditto ...	1860	Finished	2,989	
Repairs to jetty, Sandridge ...	Repairs ...	500	Ditto ...	Ditto ...	1861	Unfinished	...	127
Harbor improvements, Port Fairy	Construction	3,000	Ditto ...	Ditto ...	1859	Finished	2,854	
Ditto, Warrnambool	Ditto ...	5,000	Ditto ...	Ditto ...	1859	Ditto ...	5,000	
Jetty lamps at various parts ...	Ditto ...	300	Ditto ...	Ditto ...	1860	Ditto ...	182	
Sheds and tramways for life boats at Queenscliff, Portland, Belfast, and Warrnambool	Ditto ...	1,950	Ditto ...	Ditto ...	1860	Ditto ...	1,917	
Jetty at Portarlington	Ditto ...	1,200	Ditto ...	Ditto ...	1861	Ditto ...	1,197	
Works at St. Kilda pier	Construction and repairs	562	Ditto ...	Ditto ...	1861	Unfinished	...	360
Repairs and additions to wharves generally	Ditto ...	435	Ditto ...	Ditto ...	1861	Ditto	58
Cranes for jetties, tramways, &c.	Construction	800	Ditto ...	Ditto ...	1861	Ditto	483
Dredging operations on the river Yarra	Constructing and deepening channel	...	Ditto ...	Ditto ...	1856	Ditto	60,386
Ditto at the bar, Geelong	Ditto	Ditto ...	Ditto ...	1853	Ditto	87,334
POLICE BUILDINGS.								
Buildings and tents for police purposes generally	Construction and repairs	20,300	Ditto ...	Ditto ...	1860	Finished	20,082	
Quarters, lockups, portable houses, and transport, &c.	Ditto ...	20,000	Ditto ...	Ditto ...	1861	Unfinished	...	12,949
Furniture for the police	Construction	400	Ditto ...	Ditto ...	1861	Ditto	135
GAOLS.								
Completion of Central Gaol, Melbourne	Ditto ...	57,000	Ditto ...	Ditto ...	1859	Ditto	38,906
Erection of gaol, Ararat	Ditto ...	50,000 for first portion	Ditto ...	Ditto ...	1859	Ditto	19,830
Additions to gaol, Ballaarat ...	Ditto ...	50,000	Ditto ...	Ditto ...	1858	Ditto	33,055
Erection of gaol, Beechworth ...	Ditto ...	60,000 for first portion	Ditto ...	Ditto ...	1858	Ditto	35,011
Additions to gaol, Castlemaine ...	Ditto ...	50,000	Ditto ...	Ditto ...	1858	Ditto	29,724
Ditto, Geelong... ..	Ditto ...	22,000	Ditto ...	Ditto ...	1859	Ditto	19,433
Erection of gaol, Maryborough ...	Ditto ...	40,000 for first portion	Ditto ...	Ditto ...	1859	Ditto	21,954
Ditto, Sandhurst	Ditto ...	60,000 for first portion	Ditto ...	Ditto ...	1858	Ditto	38,713
Additions to gaol, Kilmore	Ditto ...	3,500	Ditto ...	Ditto ...	1861	Ditto	1,949
Repairs and additions to gaols ...	Construction and repairs	1,000	Ditto ...	Ditto ...	1860	Finished	748	
Ditto... ..	Ditto ...	770	Ditto ...	Ditto ...	1861	Unfinished	...	655

PUBLIC WORKS.

Return of all Public Works, Buildings, &c.—*continued.*

Description of Work and where situated.	Whether Constructing or under Repair.	Estimated Expense in Pounds Sterling.	Authority under which it is executed.	Fund from which the Expense is defrayed.	When commenced.	Whether finished or unfinished.	If finished, actual amount of Expenditure in Pounds Sterling.	If unfinished, amount of Expenditure up to present date in Pounds Sterling.
		£					£	£
PENAL ESTABLISHMENTS.								
Additional buildings, panopticon, female prisons, &c., Pentridge, and repairs to buildings and hulks	Construction and repairs	150,000	The Governor	General Revenue	1857	Unfinished	...	142,466
LUNATIC ASYLUMS.								
Additional buildings, repairs, fittings, &c., Yarra Bend	Ditto ...	66,000	Ditto ...	Ditto ...	1859	Ditto	45,178
Laying on Yan Yean water to Yarra Bend Asylum	Construction	2,000	Ditto ...	Ditto ...	1860	Finished	1,355	
COURT HOUSES.								
General Sessions, &c., Chiltern, judge's quarters	Ditto ...	702	Ditto ...	Ditto ...	1860	Ditto ...	702	
Ditto, Stawell, fittings ...	Ditto ...	160	Ditto ...	Ditto ...	1860	Ditto ...	159	
Ditto, erection, Maldon ...	Ditto ...	2,000	Ditto ...	Ditto ...	1860	Ditto ...	1,963	
Ditto, completion, Sandhurst ...	Ditto ...	1,000	Ditto ...	Ditto ...	1860	Ditto ...	1,000	
Petty Sessions, Alberton ...	Ditto ...	600	Ditto ...	Ditto ...	1860	Ditto ...	586	
Ditto, Dunolly ...	Ditto ...	1,000	Ditto ...	Ditto ...	1860	Ditto ...	999	
Ditto, Horsham ...	Ditto ...	600	Ditto ...	Ditto ...	1860	Ditto ...	600	
Ditto, Kerang ...	Ditto ...	600	Ditto ...	Ditto ...	1860	Ditto ...	600	
Ditto, Mansfield ...	Ditto ...	600	Ditto ...	Ditto ...	1860	Ditto ...	590	
Ditto, Smythesdale ...	Ditto ...	800	Ditto ...	Ditto ...	1860	Ditto ...	776	
Ditto (additions), Back Creek ...	Ditto ...	350	Ditto ...	Ditto ...	1861	Ditto ...	310	
Ditto, ditto, Eltham ...	Ditto ...	303	Ditto ...	Ditto ...	1861	Ditto ...	303	
Ditto, ditto, Geelong ...	Ditto ...	150	Ditto ...	Ditto ...	1861	Ditto ...	150	
Ditto, ditto, Kyneton ...	Ditto ...	600	Ditto ...	Ditto ...	1861	Ditto ...	590	
Ditto, ditto, Omeo ...	Ditto ...	350	Ditto ...	Ditto ...	1861	Unfinished	...	100
Ditto, ditto, Sandridge ...	Ditto ...	350	Ditto ...	Ditto ...	1861	Finished	350	
Ditto (erection), Yea ...	Ditto ...	763	Ditto ...	Ditto ...	1861	Ditto ...	763	
Ditto, ditto, Hawthorn ...	Ditto ...	750	Ditto ...	Ditto ...	1861	Ditto ...	750	
Repairs, additions, fittings, and completing Court Houses generally throughout the Colony	Construction and repairs	2,387	Ditto ...	Ditto ...	1861	Unfinished	...	1,742
MILITARY BUILDINGS AND WORKS OF DEFENCE.								
New Barracks, Hospital Quarters, &c., Melbourne	Constructing	120,000	Ditto ...	Ditto ...	1856	Ditto	65,417
Military Powder Magazine, Melbourne	Construction	3,106	Ditto ...	Ditto ...	1860	Finished	3,106	
Armories and Storehouses for Munitions of War	Ditto ...	4,987	Ditto ...	Ditto ...	1860	Ditto ...	4,987	
Batteries and other Defences ...	Ditto ...	34,000	Ditto ...	Ditto ...	1860	Unfinished	...	12,179
LIGHTHOUSES AND LIGHTSHIPS.								
Lighthouse, Gabo Island ¹ ...	Ditto ...	20,200	Ditto ...	Ditto ...	1859	Ditto	14,771
Ditto (Iron), Swan Spit ...	Ditto ...	4,000	Ditto ...	Ditto ...	1858	Finished	3,382	
New Lightship, Gellibrand's Point	Ditto ...	3,400	Ditto ...	Ditto ...	1860	Ditto ...	3,253	
Lighthouse (half cost), Cape Wickham ²	Ditto ...	18,400	Ditto ...	Ditto ...	1860	Ditto ...	9,199	
New Lighthouse with Lighting Apparatus, and new Lower Lighthouse, &c., Shortland's Bluff ...	Ditto ...	7,500	Ditto ...	Ditto ...	1860	Unfinished	...	3,881
Repairs and additions to Lighthouses and Lightships	Construction and repairs	1,000	Ditto ..	Ditto ...	1860	Finished	832	
Ditto, ditto, ditto ...	Ditto ...	1,000	Ditto ...	Ditto ...	1861	Unfinished	...	706

¹ The Government of New South Wales bears one half of this expenditure. ² The Government of Tasmania have paid the other half of the cost of this work.

PUBLIC WORKS.

Return of all Public Works, Buildings, &c.—*continued.*

Description of Work and where situated.	Whether Constructing or under Repair.	Estimated Expense in Pounds Sterling.	Authority under which it is executed.	Fund from which the Expense is defrayed.	When commenced.	Whether finished or unfinished.	If finished, actual amount of Expenditure in Pounds Sterling.	If unfinished, amount of Expenditure up to present date in Pounds Sterling.
		£					£	£
POWDER MAGAZINES.								
Powder Magazine, Belfast ...	Construction	251	The Governór	General Revenue	1860	Finished	251	
Ditto, Ballarat ...	Ditto ...	2,400	Ditto ...	Ditto ...	1861	Unfinished	...	350
Ditto, Creswick ...	Ditto ...	413	Ditto ...	Ditto ...	1861	Ditto	250
Ditto, Inglewood ...	Ditto ...	455	Ditto ...	Ditto ...	1861	Finished	455	
Ditto, Maldon ...	Ditto ...	465	Ditto ...	Ditto ...	1861	Ditto ...	465	
Ditto, Stawell ...	Ditto ...	334	Ditto ...	Ditto ...	1861	Ditto ...	334	
Ditto, Maryborough ...	Ditto ...	323	Ditto ...	Ditto ...	1861	Ditto ...	323	
Repairs and additions to Powder Magazines generally	Construction and repairs	1,000	Ditto ...	Ditto ...	1861	Unfinished	...	342
SURVEY OFFICES.								
Survey Office, Benalla ...	Construction	330	Ditto ...	Ditto ...	1861	Finished	329	
Repairs and additions to Survey Offices	Construction and repairs	500	Ditto ...	Ditto ...	1861	Unfinished	...	368
ELECTRIC TELEGRAPHS.								
New Stations, &c., on existing Lines	Ditto ...	7,600	Ditto ...	Ditto ...	1859	Finished	7,212	
Repairs and improvements to Main Lines	Ditto ...	7,000	Ditto ...	Ditto ...	1859	Ditto ...	6,759	
New Stations and extension of Lines	Construction	6,000	Ditto ...	Ditto ...	1860	Ditto ...	5,985	
Repairs, additions, and improvements to Stations and existing Lines	Construction and repairs	5,350	Ditto ...	Ditto ...	1860	Ditto ...	4,860	
Extension of lines to Stawell ...	Construction	1,600	Ditto ...	Ditto ...	1861	Ditto ...	889	
Ditto, from Tarnagulla to Inglewood	Ditto ...	800	Ditto ...	Ditto ...	1861	Ditto ...	592	
Repairs and additions to existing lines	Construction and repairs	3,000	Ditto ...	Ditto ...	1861	Unfinished	...	1,033
POST OFFICE BUILDINGS, ELECTRIC TELEGRAPH STATIONS, &c.								
Buildings for Electric Telegraph and Post Office purposes, including additions and repairs	Ditto ...	8,000	Ditto ...	Ditto ...	1861	Ditto	1,967
Furniture and fittings for country Post Offices	Ditto ...	1,000	Ditto ...	Ditto ...	1860	Finished	542	
Ditto for Telegraph Stations and Post Offices	Ditto ...	2,000	Ditto ...	Ditto ...	1861	Unfinished	...	836
WATER SUPPLY AND REMOVAL OF SLUDGE, &c., GOLD FIELDS.								
Conducting water, forming storm water channels, erecting dams, and constructing water reservoirs	Construction	125,000	Ditto ...	Ditto ...	1860	Ditto	54,984
Forming and clearing channels, &c., for removal of the sludge nuisances, gold fields	Ditto ...	40,000	Ditto ...	Ditto ...	1859	Finished	38,584	
FENCES AND REPAIRS TO FENCES, &c.								
Of Police reserves ...	Construction and repairs	2,000	Ditto ...	Ditto ...	1860	Ditto ...	2,082	
Ditto ...	Ditto ...	2,000	Ditto ...	Ditto ...	1861	Unfinished	...	1,331
Of public buildings and lands ...	Ditto ...	2,000	Ditto ...	Ditto ...	1860	Finished	1,729	
Ditto ...	Ditto ...	2,000	Ditto ...	Ditto ...	1861	Unfinished	...	1,790
Fencing and improving public parks and lands, gardens, &c.	Ditto ...	6,000	Ditto ...	Ditto ...	1860	Finished	5,654	
Ditto ...	Ditto ...	3,000	Ditto ...	Ditto ...	1861	Unfinished	...	2,292

PUBLIC WORKS.

Return of all Public Works, Buildings, &c.—*continued.*

Description of Work and where situated	Whether Constructing, or under Repair.	Estimated Expense in Pounds Sterling.	Authority under which it is executed.	Fund from which the Expense is defrayed.	When commenced.	Whether finished or unfinished.	If finished, actual amount of Expenditure in Pounds Sterling.	If unfinished amount of Expenditure up to present date in Pounds Sterling.
RENTS AND FURNITURE.		£					£	£
Rents of public offices and buildings	...	18,000	The Governor	General Revenue	1860	Finished	15,328	
Ditto	...	13,000	Ditto	Ditto	1861	Unfinished	...	8,133
Fittings and furniture for public offices	...	5,000	Ditto	Ditto	1860	Finished	4,732	
Ditto	...	5,000	Ditto	Ditto	1861	Unfinished	...	3,406
MISCELLANEOUS.								
Repairs and additions to public buildings	Repairs, &c.	3,000	Ditto	Ditto	1860	Finished	2,907	
Ditto	Ditto	5,000	Ditto	Ditto	1861	Unfinished	...	3,665
Laying on gas and water to public offices	...	2,000	Ditto	Ditto	1860	Finished	1,545	
Custom House, Warrnambool	Construction	1,000	Ditto	Ditto	1860	Ditto	972	
Ditto, Belfast	Ditto	1,000	Ditto	Ditto	1860	Ditto	798	
Furniture for Lunatic Asylum	Ditto	1,000	Ditto	Ditto	1860	Ditto	983	
Public buildings, gold fields, and repairs	Construction and repairs	4,000	Ditto	Ditto	1860	Ditto	3,755	
Ditto, ditto	Ditto	4,000	Ditto	Ditto	1861	Unfinished	...	2,007
Other public works and buildings	Ditto	6,000	Ditto	Ditto	1860	Finished	5,626	
Ditto	Ditto	6,000	Ditto	Ditto	1861	Unfinished	...	2,177
Additions to Custom House, for Treasury purposes, Port Albert	Ditto	300	Ditto	Ditto	1860	Finished	264	
Furniture and fittings for Public Library	Ditto	1,000	Ditto	Ditto	1861	Ditto	997	
Quarters for keepers of Powder Magazines, Melbourne and Footscray	Construction	750	Ditto	Ditto	1861	Ditto	713	
Additions to Government Printing Office	Ditto	3,000	Ditto	Ditto	1861	Unfinished	...	700
Photographic office, Land Office	Ditto	750	Ditto	Ditto	1861	Finished	800	
Additional buildings, fencing, tree guards, &c., Botanic Gardens	Ditto	1,000	Ditto	Ditto	1861	Ditto	1,000	
Fencing and building for Zoological purposes, Royal Park	Ditto	1,000	Ditto	Ditto	1861	Ditto	1,000	
Completing an artesian well, Queenscliff	Ditto	600	Ditto	Ditto	1861	Unfinished	...	48

W. W. WARDELL,
Inspector-General of Public Works.

WAGES.

AVERAGE Rates of Labor in Victoria during each of the four Quarters of 1861.

Descriptions of Labor.	January.	April.	July.	October.
AGRICULTURAL LABOR.				
	£ s. d.	£ s. d.	£ s. d.	£ s. d.
Farm Laborers per week, with rations	1 0 0	0 18 0	0 15 0	0 18 0
Ploughmen " "	1 0 0	1 0 0	1 0 0	1 0 0
Reapers per acre "	1 2 6
Mowers " "	0 10 0
Threshers per bushel "	...	0 0 8
PASTORAL LABOR.				
Shepherds per annum, with rations	38 0 0	35 0 0	30 0 0	30 0 0
Stockkeepers " "	40 0 0	38 0 0	35 0 0	35 0 0
Hutkeepers " "	25 0 0	25 0 0	25 0 0	25 0 0
Generally useful men on Stations, per week "	0 18 0	0 18 0	0 15 0	0 18 0
Sheepwashers " "	0 18 0
Shearers per 100 sheep sheared "	0 15 0
ARTISAN LABOR.				
Masons per day, without rations	0 14 0	0 14 0	0 13 0	0 12 0
Plasterers " "	0 11 0	0 11 0	0 11 0	0 9 0
Bricklayers " "	0 12 0	0 12 0	0 11 0	0 10 0
Carpenters " "	0 11 6	0 10 0	0 10 0	0 10 0
Blacksmiths " "	0 11 0	0 11 0	0 11 0	0 9 0
SERVANTS.—MALES AND MARRIED COUPLES.				
Married Couples, } per annum, with board and lodging without family }	70 0 0	68 0 0	68 0 0	68 0 0
Married Couples, with family " "	65 0 0	60 0 0	63 0 0	63 0 0
Man Cooks " "	60 0 0	60 0 0	58 0 0	60 0 0
Grooms " "	55 0 0	55 0 0	50 0 0	50 0 0
Gardeners " "	55 0 0	55 0 0	53 0 0	50 0 0
SERVANTS.—FEMALES.				
Cooks per annum, with board and lodging	42 0 0	40 0 0	45 0 0	40 0 0
Laundresses " "	33 0 0	35 0 0	35 0 0	33 0 0
General Servants " "	28 0 0	28 0 0	28 0 0	28 0 0
Housemaids " "	28 0 0	28 0 0	28 0 0	28 0 0
Nursemaids " "	20 0 0	20 0 0	20 0 0	20 0 0
MISCELLANEOUS LABOR.				
General Laborers per day, without rations	0 7 6	0 7 6	0 7 0	0 7 0
Stonebreakers per cubic yard "	0 4 0	0 4 0	0 4 0	0 4 0
Seamen per month, with rations	4 0 0	4 0 0	4 0 0	4 0 0

NOTE.—The usual weekly rations allowed to each person consist of 10 lbs. flour, 12 lbs. meat, 2 lbs. sugar, and $\frac{1}{2}$ lb. tea.

WILLIAM HENRY ARCHER, Registrar-General.

PRICES.

AVERAGE Prices of the leading commodities in Melbourne during each of the four Quarters of 1861.

1861.	January.	April.	July.	October.
AGRICULTURAL PRODUCE, &c.				
Wheat, Colonial per 60 lb. bushel	7s. to 7s. 3d.	7s. 3d. to 7s. 8d.	6s. 6d. to 7s. 6d.	4s. to 4s. 6d.
" Californian "	6s. 6d. to 6s. 9d.	7s. 3d. to 7s. 6d.	7s. to 7s. 3d.	4s. to 4s. 3d.
" Adelaide "	7s. to 7s. 3d.	7s. 6d. to 8s.	7s. to 7s. 3d.	5s. 6d.
Barley, English per 50 lb. bushel	None.	5s. 6d. to 7s.	6s. to 6s. 6d.	5s. 6d. to 6s.
" Colonial "	6s. 6d. to 7s. 6d.	6s. to 7s.	...	4s. 6d. to 5s.
" Cape "	None	5s. 6d. to 6s. 6d.	5s.	5s.
Malt, English per 40 lb. bushel	10s. 6d. to 13s. 4d.	13s. to 13s. 9d.	9s. to 9s. 6d.	9s. 6d. to 10s.
" Colonial "	8s. 6d.	8s. to 9s.	None	None
Oats, Colonial "	3s. 6d. to 3s. 10d.	3s. 9d. to 4s.	4s. 6d.	4s. 3d.
" Californian "	3s.	3s. 6d.	3s. 8d. to 4s. 2d.	3s. 9d.
" Irish and Scotch "	2s. 6d. to 3s.	2s. 6d. to 3s.	3s. 6d.	3s. 4d. to 3s. 6d.
Maize per 56 lb. bushel	3s. 7d. to 4s. 6d.	5s. 9d. to 6s.	5s. 2d.	5s. 3d.
Flour, Colonial per ton	£17	£18	£16 10s.	£12
" Adelaide "	£18	£18 10s.	£17 10s.	£13
" Californian "	£16	None.	None	£11
Bran, Colonial per bushel	1s. 3d. to 1s. 6d.	1s. 4d.	1s. 2d.	1s. 6d.
Oatmeal, Colonial per ton	£25	£25	£25 10s.	£25
" Scotch, barrel "	£19	£18	£18 15s.	£18 to £20
" Colonial per lb.	3d.	3d. to 4d.	4d.	4d.
Hay, best Colonial per ton	£7 10s.	£7	£7 10s.	£7 to £7 10s.
" inferior ditto "	£4 10s.	£4	£5	£5
Straw "	£4	£2 10s.	£2 15s.	£3
Gram "	£14	£12 10s.	£12 10s.	£13
Guano, Peruvian "	£15 10s.	£15 10s.	£15 10s.	£15 10s.
" Julia Percy Island "	£10 10s.	£10 10s.	£10 10s.	£10 10s.
" Arabian "	£10
" Albatross Island "	£8 8s.	£8 8s.	£8	£8
" Lawrence Island "	£5 5s.	£5 5s.	£5 5s.	£5 5s.
" Flat Island "	£5 5s.	£5 5s.	£5 5s.	£5 5s.
" Pearl Island "	£5 5s.	£5 5s.	£5 5s.	£5 5s.
" Chapel Island "	£4 4s.	£4 4s.	£4 4s.	£4 4s.
Super-phosphate of lime "	£10	£10	£10	£10
Bone dust "	£6 10s.	£6 10s.	£6 10s.	£6 10s.
Biscuit, Machine and Fancy... .. per lb.	11d.	11d.	11d.	9d.
" Huntley and Palmer's, assorted "	1s 1d.	1s.	11½d.	11½d.
" Mackie's, assorted "	10d.	11d.	11d.	9d.
Navy Bread "	2d. to 4d.	2d. to 4d.	3d.	2d. to 4d.
Bread, loaf per 4lb.	7d. to 8d.	7d. to 8d.	8d. to 9d.	8d. to 9d.
GRAZING PRODUCE.				
Horses, Draught each	£25 to £60	£25 to £70	£30 to £65	£30 to £50
" Saddle "	£25 to £40	£20 to £40	£20 to £30	£18 to £32
Cattle, Fat per head	£7 to £9 5s.	£5 to £7 10s.	£7 to £8 10s.	£6 to £8
" Store "	£3 to £4	£2 15s. to £3 10s.	£3 to £5	£2 to £3
" Milch Cows... .. "	£6 to £8	£5 to £9	£6 to £7	£5 to £8
" Working Bullocks per pair	£8 to £13	£7 to £12	£10 to £17	£8 to £14
Sheep, fat Wethers... .. per head	12s. to 14s. 6d.	14s. to 17s.	12s. to 16s.	16s. to 19s.
" Store "	9s. to 10s 6d.	9s. to 12s. 6d.	8s. to 11s. 6d.	8s. 6d. to 12s.
Fat Lambs "	12s. to 14s.	11s. to 13s. 6d.	...	7s. 6d. to 12s. 6d.
Butcher's meat, Beef per lb.	3d. to 5d.	3d. to 5d.	2d. to 5d.	2d. to 5d.
" " Mutton "	3d. to 4d.	3d. to 4d.	3d. to 4½d.	3d. to 4½d.
" " Veal "	8d. to 9d.	8d. to 9d.	6d. to 9d.	6d. to 9d.
" " Pork "	9d. to 10d.	9d. to 10d.	7d. to 10d.	8d. to 9d.
" " Lamb per quarter	3s. 6d. to 4s.	3s. to 3s. 6d.	...	3s. 10d.
Tallow, Mutton per ton	£46 to £50	£47	£44 to £48	£40 to £44
" Beef "	£38 to £45	£41	£38 to £42	£35 to £37
" Mixed "	£35	£42	£39 to £42	£35 to £38
Bones, shank "	£8 5s.	£8 5s.	£5 10s.	£5 to £6
Horns per 123	£1 8s.	£1 8s.	15s. to 17s. 6d.	16s. 6d.
Hides, wet salted, Town each	17s. 6d.	13s.	11s. to 12s.	10s. to 11s.
" " Country "	13s. 6d.	12s. 6d.	9s. to 10s.	9s. 6d.
" Sun-dried "	5s. to 6s.	6s.	4s. to 5s. 6d.	4s. to 5s.
Sheepskins "	5s. to 6s.	2s.	3s.	4s. 6d. to 5s
Calfskins "	6d. to 9d.	3s. to 5s.	2s. to 4s.	2s. to 3s
Wool, superior, Scoured per lb.	2s. 4d. to 2s. 5d.	2s. 5d.	2s. to 2s. 2d.	2s. to 2s. 2d.
" Ordinary "	2s. to 2s. 2d.	2s. 1d.	1s. 7d. to 1s. 9d.	1s. 7d. to 1s. 9d.
" Handwashed... .. "	1s. 8d. to 1s. 10d.	1s. 9d.	1s. 4d. to 1s. 6d.	1s. 4d. to 1s. 6d.
" Superior Fleece "	1s. 11d. to 2s. 2d.	2s. 1d.	None offering	1s. 10d. to 2s. ½d.
" Ordinary to good "	1s. 7d. to 1s. 10d.	1s. 9d.	None offering	1s. 6d. to 1s. 8d.
" Inferior "	1s. 4d. to 1s. 6d.	1s. 5d.	None offering	1s. 4d. to 1s. 6d.
" Greasy, good "	11d. to 1s. 2d.	1s.	1s.	9d. to 11½d.
" " inferior "	9d. to 11d.	10d.	9d.	8d. to 9d.

PRICES.

Average Prices of the leading commodities in Melbourne—*continued.*

1861.	January.	April.	July.	October.
DAIRY PRODUCE.				
Butter, Colonial, retail per lb.	1s. 4d. to 1s. 8d.	1s. 2d.	1s. 9d. to 2s.	1s. 2d. to 1s. 3d.
" Imported, salt, wholesale "	6d. to 9d.	10½d.	10d.	8d. to 10½d.
Cheese, Colonial, retail "	9d. to 1s.	9d.	10d.	1s.
" Imported, wholesale "	8d. to 1s. 1d.	10d. to 1s. 3d.	1s. 2d.	1s. 1d.
Milk per quart	10d. to 1s.	10d.	8d. to 9d.	6d. to 10d.
FARM-YARD PRODUCE.				
Geese per couple	14s. to 17s.	14s. to 17s.	14s. to 17s.	14s. to 16s.
Ducks "	6s. to 10s.	8s. to 10s.	6s. to 7s.	7s. to 8s.
Fowls "	6s. to 8s.	7s. to 8s.	5s. to 6s.	5s. to 7s.
Guinea Fowls "	10s. 6d.	9s.	8s.	7s. 6d.
Rabbits "	3s. to 7s.	5s. to 7s.	4s. to 6s.	4s. 6d. to 5s.
Pigeons per pair	2s. to 3s.	1s. 10d. to 3s.	2s. to 3s.	2s.
Turkeys each	12s. to 22s. 6d.	12s. to 20s.	9s. to 13s.	7s. to 9s.
Sucking Pigs "	8s. to 10s.	10s. 6d.	7s. to 9s.	8s.
Bacon per lb.	10d.	1s.	1s. 2d.	1s.
Ham "	1s. 1d.	1s. 2d.	1s. 4d.	1s. 2d.
Eggs per dozen	2s. 6d.	3s.	2s.	1s. 6d. to 2s. 3d.
GARDEN AND ORCHARD PRODUCE.				
Potatoes, wholesale per ton	£4 4s.	£4 5s.	£6 to £7	£4 10s. to £5
" retail per lb.	1d.	1d.	1d.	1d.
" new retail "	3d.	1d.	2½d.	2½d.
Onions per cwt.	1d.	1d.	3d.	4d.
" "	5s.	5s.	7s. to 8s.	16s. to 20s.
Beans, French per lb.	3d.	3d.
Damsons "	8d.	6d.
Pears "	6d. to 1s.	1s.	9d. to 1s.	1s.
" Jargonelle "	10d. to 1s. 6d.	1s.	1s.	...
Apples, ordinary "	6d.	8d.	6d. to 10d.	6d. to 1s.
" Ribston Pippin and Golden Russets "	1s. to 1s. 6d.	1s.	1s. to 1s. 6d.	1s.
Raspberries "	10d.
Mulberries "	1s. to 1s. 6d.	1s. 6d.
Strawberries "	2s.
Plums, Orleans "	9d. to 1s.	10d.
" other sorts "	6d. to 1s.	8d.
Grapes "	6d. to 1s. 6d.	6d. to 1s. 6d.
Cherries "	6d. to 1s. 6d.
Filberts "	2s.	...
Currants "	1s.
Pine Apples each	2s. 6d. to 4s.	2s. to 3s.	2s. to 3s.	2s. 6d.
Asparagus per 100	1s. to 2s. 6d.	2s. 6d. to 5s.
Green peas per peck	1s.	2s.	3d. per lb.	2s. 6d. to 3s.
Gooseberries per quart	8d. to 1s. 6d.	9d. to 1s.
Apricots per doz.	1s.
Peaches "	6d. to 1s.	6d.
Figs, green "	1s.	8d.
Bananas "	2s.	2s.	2s.	2s.
Oranges "	3s. 6d.	3s.	2s.	1s. 6d.
Lemons "	3s. 6d.	4s.	3s. 6d.	3s.
Cucumbers "	3s. 6d.	2s. 6d.
" Black Spine "	...	10s.	...	12s.
Vegetable Marrow "	2s. 9d.	2s. 6d.	1s.	2s.
Pumpkins "	3s. 6d.	6s. to 12s.	6s. to 18s.	6s. to 18s.
Water Melons "	3s.	3s. to 6s.
Rock "	12s.	5s. to 10s.	12s. to 18s.	...
Preserving Melons "	4s.	4s. to 6s.	6s. to 12s.	12s.
Sage, Mint or Marjoram "	1s.	9d.	9d.	9d.
Pomegranites "	2s.	2s.
Lettuces "	1s.	8d.	9d. to 1s. 6d.	1s.
Cauliflowers "	6s.	7s.	5s. to 8s.	4s. to 8s.
Cabbages, Savoy "	2s. 9d. to 5s.	3s. to 6s.
Cabbages "	4s.	3s. to 6s.	2s. 6d. to 3s. 6d.	1s. 6d. to 4s.
Bouquets "	4s. to 6s.	3s. to 5s.	6s. to 12s.	6s. to 12s.
Carrots per doz. bunches	10d.	9d.	1s.	10d.
Turnips "	2s.	1s. to 1s. 9d.	1s. 6d.	6d. to 1s. 6d.
Scotch Kail "	2s. to 3s.	2s. to 3s.	1s. 6d.	2s.
Horse Radish "	6s.	7s.	12s.	9s. to 12s.
Parsnips per dozen bunches	1s. 2d.	1s. to 1s. 6d.	1s.	1s. to 1s. 3d.

PRICES.

Average Prices of the leading commodities in Melbourne—*continued.*

1861.	January.	April.	July.	October.
Garden and Orchard Produce—continued.				
Celery per dozen bunches	5s. to 7s.	4s. to 7s.	2s. 6d. to 6s.	1s. 6d. to 5s.
" per single head	8d. to 1s.	6d. to 8d.	4d. to 8d.	4d. to 6d.
Water Cresses per dozen bunches	2s.	1s. to 1s. 6d.	1s.	1s.
Radishes "	6d. to 8d.	8d.	8d.	6d.
Rhubarb "	2s. 10d.	3s. 9d.	2s. 6d.	1s. 6d. to 2s. 6d.
" per single bunch	4d.	6d.	6d.	3d.
Spinach "	3d.	1d.	2d.	1½d.
GROCERIES, OILMEN'S STORES, &c.				
Teas (duty paid) per chest	£8 to £12	£6 to £9 10s.	£8 10s. to £12	£6 to £10
" " " " " " per lb.	2s. 6d. to 4s.	2s. 6d. to 3s. 6d.	2s. 6d. to 4s.	2s. to 3s.
Coffee (in bond), Ceylon plantation "	1s. 2d. to 1s. 3½d.	1s.	1s.	10d.
" " Native "	10d. to 1s.	10½d.	10d.	8d.
Tobacco " " " " " " " " " " " "	10d. to 2s.	10d. to 1s. 6d.	1s. to 1s. 7d.	2s. to 3s.
Chocolate (duty free) "	1s. to 1s. 1d.	1s.	1s.	1s.
" " " French "	2s. 6d.	2s. 6d. to 3s.	2s. 9d.	2s. 6d.
Cocoa " " " " " " " " " " " "	9d. to 1s. 2d.	9d. to 1s. 2d.	1s. 0½d.	1s.
Sugar, Coarse per cwt.	34s. to 40s.	36s.	40s. to 42s.	29s. to 37s.
" " Refined "	35s. to 47s.	48s. to 54s.	42s. to 50s.	39s. to 49s.
Soap, Imported "	28s. to 33s.	30s.	28s. to 33s.	32s.
" " Colonial "	33s. to 36s.	34s. to 37s.	34s.	34s.
Barley, Pearl "	23s.	24s.	25s.	24s. to 25s.
Candles, Tallow per lb.	4d.	6d.	5d.	3½d.
" " Sperm "	1s. 2d. to 1s. 6d.	1s. 4d. to 1s. 6d.	1s. 3½d. to 1s. 6d.	1s. 1½d. to 1s. 3d.
Almonds, Jordan "	1s. 3d. to 1s. 6d.	1s. 3d. to 1s. 6d.	1s. 4½d.	1s. 3d. to 1s. 6d.
" " Soft shell "	4½d. to 5d.	5d. to 7d.	6½d.	6d.
Currants, New Patras "	4d.	4d.	3½d.	4d.
" " Inferior "	2½d.	2½d.	2d.	1½d. to 2½d.
Raisins, Muscatels, layers "	5d. to 6d.	5½d.	7d. to 8d.	7d. to 8d.
" " Cartoons "	1s. 3d. to 1s. 4d.	1s. 4d.	1s. 3½d.	1s. 3d.
" " Other kinds "	3d. to 7d.	3d. to 7d.	3d. to 8d.	3d. to 7d.
French Plums, bottles "	7d. to 9d.	7d. to 9d.	7d. to 9d.	8d.
Figs, New Eleme, qr.-boxes "	3½d. to 6d.	5d. to 6d.	6d.	5d. to 7d.
" " in drums "	5½d. to 6d.	5d. to 6d.	6d.	6d.
Sago, Pearl, fine grain "	3d.	3d.	2½d.	2½d.
Honey, Colonial "	8d.	8d.	8d.	8d.
Barcelona Nuts "	3d. to 4d.	3d. to 4d.	5d.	5d.
Apples, Dried American "	3d. to 4½d.	3d. to 4d.	4d.	3½d.
Arrowroot, West Indian "	6d.	7d.	7d.	6d. to 8½d.
" " East Indian "	4d.	4½d.	4½d.	4d. to 4½d.
Maccaroni "	7d.	7d.	7½d.	8d. to 9d.
Vermicelli "	6d.	6d.	6½d.	6d. to 6½d.
Blue "	10d. to 1s. 2d.	11d. to 1s. 1d.	1s.	10½d. to 1s. 2d.
Starch "	4d. to 5½d.	5d. to 6d.	6d.	5d. to 6d.
Cloves "	4d.	4d.	4d.	4d.
Mace "	2s. 3d.	2s. 3d.	2s. 6d.	2s. 3d.
Nutmegs "	2s. 3d.	2s. 4d.	2s. 3d.	2s. 4d.
Cinnamon "	1s. 5d. to 1s. 10d.	1s. 8d.	1s. 10d.	1s. 8d.
Black Pepper, whole "	5½d.	5½d.	6d.	6½d.
White " " " " " " " " " " " "	9d.	9d.	9d.	9d.
Fish, salted Ling "	4½d. to 4¾d.	4½d.	4½d.	4d.
" " Cod "	½d. to 1d.	1d.	1d.	1d.
Salmon, in tierces "	2½d.	2½d.	2½d.	2½d.
Hops, Kent, 1855 "	1s.	5d. to 7d.	6d.	...
" " " 1856 "	5d. to 8d.
" " " 1857 "	...	6d. to 9d.	...	9d. to 1s.
" " " 1858 "	...	10d. to 1s.	...	1s. to 1s. 4d.
" " " 1859 "	3s.	2s. to 2s. 6d.	1s. 3d. to 1s. 9d.	1s. 6d. to 1s. 9d.
" " " 1860 "	2s.
" " Sussex, 1859 "	2s. 9d.	2s. to 2s. 3d.	1s. 3d.	1s. 5d. to 1s. 9d.
Rice "	3d.	3d.	3d.	2½d.
" " Carolina per ton	£28	None	None	None
" " Patna, new "	£19 to £20	£18 to £19	£17 10s.	£13 to £15
" " " old "	£16 to £17 10s.	£16 to £17	£14 to £15	£11
" " " dressed "	£20	£20 to £21	£20 10s.	£20 to £21
Salt, Coarse and fine "	£4 10s. to £5	£7 to £8	£7 10s. to £9.	£4 to £4 10s.
Peas, Split "	£25 10s.	£25	£23 to £25	£22 to £23
Oil, Sperm "	£100	£100	None	None
" " Whale (polar) "	£35	£37 10s.	£37	£33 to £40
" " Coconut "	£38 to £40	None	£40 to £42	£32 to £40
" " Colza per gal.	4s. 6d. to 5s. 3d.	5s.	5s. 3d.	5s. 3d.
" " Linseed "	3s. 6d. to 4s.	3s. 9d.	3s. 9d.	3s. 5d. to 3s. 7d.
" " Castor (in bulk) "	5s. to 5s. 3d.	6s. 3d.	7s.	5s. 6d.

PRICES.

Average Prices of the leading commodities in Melbourne—continued.

1861.	January.	April.	July.	October.
Groceries, Oilmen's Stores, &c.—continued.				
Oil, Olive (in bulk) per gal.	6s. 6d. to 7s. 3d.	6s.	6s. 6d.	None
" " (in drums) "	7s. 3d.	6s. 9d. to 7s. 3d.	...	7s.
" Chinese (in jars) "	4s.	4s. 4d.	5s.	4s. 3d. to 4s. 6d.
" " (in tins) "	4s. 6d.	4s. 6d.	5s. 2d.	5s.
" Kerosene "	6s. to 6s. 6d.	6s. 6d.	7s. 6d.	7s. 3d.
" Paraffine (in drums) "	5s. 6d. to 6s.	6s.	6s. 3d.	4s. 3d. to 4s. 6d.
Turpentine, English, ditto "	4s. to 4s. 3d.	4s. 3d. to 4s. 6d.	5s.	4s. 9d.
Vinegar "	1s. 7d. to 1s. 10d.	1s. 9d.	1s. 9d.	1s. 7d. to 1s. 10d.
" quarts per doz.	8s. 6d. to 11s.	10s. 6d.	8s. 6d. to 11s.	10s. to 11s.
" French white wine "	9s. 6d.	12s.	11s. to 12s. 6d.	12s.
Blacking, large "	11s. 6d.	11s. 9d.	12s.	11s. 9d.
" small size "	3s. 9d.	3s. 9d.	3s. 9d.	3s. 9d.
Fish, Lobster, 2 lb. "	15s. 6d.	15s. 6d.	15s. 6d.	15s. 6d.
" " 1 lb. "	7s. 6d.	8s.	8s.	9s.
" Oysters, 1 lb. "	12s.	12s.	12s.	12s. 3d.
" Salmon, 1 lb. "	19s.	18s.	16s. 6d.	17s.
Sauces, half pints "	8s. to 12s. 6d.	8s. to 13s.	8s. to 13s.	8s. to 13s.
Jams, in jars and tins, 1 lb. "	10s. 6d. to 12s.	10s. 6d.	11s.	9s. to 11s.
" " 2 lb. "	18s.	17s. 6d. to 20s.	18s. to 21s.	16s. to 18s.
Pickles, pints "	7s. 6d. to 10s.	8s. 3d. to 9s.	8s. to 10s. 3d.	7s. 9d. to 10s.
Capers, French, half pints "	8s. 6d.	8s. 6d.	8s.	8s. 6d.
Mustards, 1 lb. "	8s. to 11s. 3d.	7s. to 12s. 6d.	8s. to 11s. 9d.	8s. to 12s.
" ½ lb. "	5s. 6d. to 7s. 6d.	7s. 6d.	5s. 6d. to 8s.	5s. to 8s.
Salad Oils, pints "	13s. to 14s. 6d.	14s.	14s. 6d.	12s. 6d.
" half pints "	9s. 9d.	10s.	10s.	8s. to 10s.
" pints (French) "	10s. 6d.	10s. 6d.	10s. 6d.	10s. 6d.
" quarts "	16s. to 19s.	18s.	18s.	15s.
" Butterfly and Co.'s "	16s. to 17s.	17s.	17s.	16s. to 17s. 6d.
Sardines, halves "	11s. 6d.	12s. 6d.	12s. 6d.	11s. 3d.
" quarters "	6s. 3d.	6s. 6d.	6s. 6d.	6s. 3d.
Green Peas, 1 lb. tins "	11s.	11s.	11s.	11s.
Bottled Fruits "	9s. 6d. to 11s. 6d.	10s. 6d.	10s. 6d.	9s. to 10s.
" French, in syrup "	34s.	32s. 6d.	33s.	30s.
Soda Water Bottles per gross	40s. to 50s.	50s.	30s.	30s.
Tar, Stockholm per barrel	35s.	60s.	60s.	50s.
Pitch, English "	25s.	25s.	25s.	25s.
" American "	15s.	15s.	15s.	15s.
Rosin, Amber "	30s.	37s.	45s.	30s.
White Lead Paint per cwt.	40s.	30s. to 38s.	26s. to 38s.	26s.
Refined Red Lead "	28s.	28s. to 30s.	27s.	26s. to 28s.
White Lead, 1st quality "	36s.	38s.	37s.	36s.
" 2nd "	30s.	30s.	30s.	27s. to 31s.
Colors "	20s. to 25s.	25s. to 35s.	18s. to 25s.	22s.
Confectionery, assorted cases per lb.	10½d. to 11d.	11d.	10d.	10d.
" jujubes "	1s.	1s. 1d.	1s.	1s. 0½d.
" candied peel "	1s. 1d.	1s. 1d.	1s. 0½d.	1s. 1d.
WINES, SPIRITS, &c.				
Ale, duty paid per hhd.	£6 10s. to £7 15s	£6 to £9	£6 to £8 10s.	£7 to £8 10s.
Porter " (Barclay's) per doz.	8s. 6d. to 10s.	8s. 9d. to 10s.	8s. to 9s. 6d.	8s. 6d. to 10s.
" " (Dunphy's) "	10s.	10s.	10s.	9s. 9d.
" " " per hhd.	11s.	10s. 9d.	10s. 6d.	10s. 3d.
Spirits in bond, Brandy per gal.	£5 10s. to £7 10s.	£5 10s. to £7	£5 10s. to £7 10s.	£7 to £7 5s.
" Rum, West India "	8s. to 11s.	7s. 6d. to 12s. 6d.	10s. to 13s.	9s. 9d. to 11s.
" Whiskey "	3s. to 4s.	3s. 3d. to 3s. 9d.	3s. 6d. to 4s.	3s. to 3s. 6d.
" Hollands per 4 gal. case	4s. 6d.	4s. 3d. to 4s. 6d.	4s. 3d. to 6s.	3s. 9d. to 4s.
" Old Tom per gal.	15s.	15s.	17s. 6d.	11s. 6d.
Spirits of Wine, 60° o.p. "	2s. 6d.	3s. to 4s.	3s. to 4s.	2s. 6d.
Wines, duty paid, Port per pipe	4s. to 4s. 6d.	4s. 6d.	7s. 6d.	7s. 6d.
" " Sherry per doz.	£50 to £75	£52 to £90	£52 to £100	£56 to £80
" " " per butt	25s. to 32s.	20s. to 40s.	24s. to 42s.	25s. to 48s.
" " " per doz.	£45 to £80	£50 to £110	£40 to £120	£47 to £105
" " Claret "	21s. to 35s.	20s. to 50s.	20s. to 50s.	20s. to 50s.
" " Champagne "	20s. to 60s.	15s. to 40s.	15s. to 65s.	20s. to 50s.
" " Burgundy "	40s. to 60s.	30s. to 50s.	30s. to 40s.	20s. to 45s.
" Colonial "	30s. to 40s.	25s. to 45s.	30s. to 50s.	30s. to 50s.
" " " per gal.	25s. to 35s.	20s. to 35s.	20s. to 32s.	25s. to 40s.
" " " per doz.	8s. to 15s.	6s. to 14s.	6s. to 13s.	6s. to 18s.
Stoughton's Bitters, pints per doz.	16s. 6d.	17s.	16s.	17s.
Maraschino (in bond) "	32s. to 35s.	35s.	35s.	34s.
Curacoa "	34s.	35s.	34s.	34s.
Syrups, assorted "	30s. to 32s.	30s. to 32s. 6d.	32s.	32s.
Absynthe "	25s. to 32s.	35s. to 40s.	38s.	40s.

PRICES.

Average Prices of the leading commodities in Melbourne—continued.

1861.	January.	April.	July.	October.
Wines, Spirits, &c.—continued.				
Coloring, Burnt Sugar per gal.	10s.	10s. 6d.	10s. 6d.	10s.
Corks, Wine, best quality per gross	6s. 6d.	5s. 6d.	5s. 9d.	5s. 6d. to 6s.
" Second " "	3s.	3s. 3d.	3s. 2d.	3s. to 3s. 3d.
" Ginger Beer "	8d. to 1s. 3d.	1s. 1d.	1s.	8d. to 1s. 3d.
" Lemonade and Soda Water "	1s. 6d. to 2s.	1s. 9d.	1s. 9d.	1s. 6d. to 2s.
Capsules for bottling per 1000	24s.	24s.	21s.	21s.
Sealing Wax per lb.	4d.	4d.	3½d.	3d. to 4d.
PAPER, STATIONERY, &c.				
Paper, Printing per lb.	8d.	7d.	8d.	6½d. to 8d.
" Writing "	1s.	1s.	1s.	10½d. to 1s.
" Brown "	3½d.	3½d.	3½d.	3½d. to 3½d.
" Grey "	3½d. to 6d.	5d.	5d.	3½d. to 6d.
" Bags, Sugar "	4½d.	5d.	4½d.	5d. to 6d.
" Tea "	10d.	10d.	10d.	9d.
Stationery, well assorted	20 per ct. ad val.	20 per ct. ad val.	20 per ct. ad val.	20 per ct. ad val.
DRUGS AND CHEMICALS.				
Quicksilver per lb.	2s. 3d.	2s. 8d.	2s. 1d.	1s. 6d. to 1s. 9d.
Saltpetre "	5d.	5d.	5d. to 6½d.	5d. to 6d.
Cream of Tartar "	1s. 8d. to 2s.	1s. 9d.	1s. 7d.	1s. 8d.
Tartaric Acid "	2s. 9d.	2s. 9d.	2s. 9d.	2s. 7d.
Sulphuric Acid "	3d.	3½d.	4d.	3½d. to 4½d.
Acetic Acid "	7d.	7d.	6d. to 8d.	7d.
Opium, Turkey (in bond) "	24s.	25s.	24s. to 25s.	...
" " (duty paid) "	34s.	35s.	35s.	34s. to 35s.
" Patna (duty paid) per chest	£280	£300	£290	£270
Carbonate Soda casks, cwt.	22s.	21s.	21s. 6d.	18s. to 19s.
Soda Ash per ton	£14 10s.	£13	£13 10s.	£13
Caustic Soda "	£25	£24	£23 to £25	£24
Soda Crystal "	£10	£9 10s.	£9 to £10	£8
Flour of Sulphur "	£20	£18	£19 to £21	£19 to £21
CORDAGE, TWINE, &c.				
Sewing Twine per lb.	1s. to 1s. 0½d.	1s.	1s. 1d.	1s. 1d.
Calcutta Lines "	2½d. to 3d.	3d.	3d.	3d. to 4d.
Shop Twine "	8d. to 9d.	9d. to 1s. 2d.	1s.	9d. to 1s. 2d.
English Three-strand per ton	£30 to £35	£33	£35	£30 to £35
Russian "	£40	£40	£40	£40
Coir Rope "	£30	£30	£30	£30
Manilla Rope, assorted sizes "	£45 to £47 10s.	£47 10s.	£52	£49 to £50
Isle of Man "	£48	£48 to £50	£48 10s.	£48 to £50
Bolt Rope and Four-strand Rope "	£45 to £50	£47 10s.	£47 10s.	£45 to £50
Wool Lashing "	£45 to £50	£47 10s.	£45 to £50	£47 10s.
Oakum "	£25	£25	£25	£25
Canvas, Medium per yard	10d.	1s.	1s.	1s.
" Other kinds "	7d. to 1s. 2d.	7d. to 1s. 3½d.	7d. to 1s. 3d.	7d. to 1s. 3d.
" Bleached and Brown, Nos. 1 } to 4 "	11d. to 1s. 2d.	11d. to 1s. 2d.	11d. to 1s. 2d.	1s. 1d.
" Bleached and Brown, Nos. 4 } to 7 "	1s. 1d.	1s. 1d.	1s. 1d.	1s. 1d.
Sacks, full weights per doz.	12s.	11s. 6d. to 11s. 9d.	12s.	10s. 9d.
Gunny Bags "	4s. to 6s.	5s.	5s. to 7s. 6d.	5s.
Woolpacks, 10 lbs., 27 × 54 each	3s. to 3s. 3d.	3s. 2d.	4s. to 4s. 3d.	3s. 9d.
FUEL, &c.				
Coals, N.S.W. per ton	36s.	37s. 6d.	33s.	50s. to 60s.
" English "	None	None	None	None
Coke "	70s.	£5 to £5 10s.	£5 10s.	£5
" Victorian "	60s.	50s.	40s.	42s.
Firewood per one-horse load	6s. to 10s.	9s.	7s. to 12s.	6s. to 10s.

PRICES.

Average Prices of the leading commodities in Melbourne—*continued.*

1861.	January.	April.	July.	October.
METALS.				
Gold, merchant's price, Castlemaine } and Bendigo ... } per oz.	£3 16s.	£3 16s.	£3 15s. 6d.	£3 15s. to £3 16s.
„ Merchant's price, Maryborough ... } „ „ Ballaarat ... } „	£3 17s £3 18s. 6d.	£3 17s. £3 18s. 6d.	£3 16s. 6d. £3 18s. 6d.	£3 17s. £3 18s. to £3 19s.
„ Bars, standard ... } Iron, Pig, mixed Nos. and brands ... } per ton	£3 14s. 80s. to 87s. 6d.	£3 14s. 95s.	£3 14s. 92s. 6d.	£3 14s. 90s. to 100s.
„ Rod and Bar, Staffordshire Crown ... } „ Angle and T, Staffordshire and } „ Scotch ... } „	£10 to £10 10s. £11 to £12	£10 10s. £11 to £13 10s.	£11 £11 10s.	£10 10s. £10
„ Plate, Staffordshire ... } „ „ Glasgow ... } „	£14 £10 10s.	£13 10s. None	£13 10s. None	£13 to £15 None
„ Sheet, 8 to 26 gauge ... } „ Shafting, hammered ... } „	£14 to £15 £20 to £21	£14 £20 10s.	£14 10s. £18	£14 to £15 £18
„ Ditto, rolled ... } „ Hoop, assorted ... } „	£14 to £16 £12 10s.	£14 £12	£14 £12	£14 £12 to £13
„ Corrugated, galvanized, tinned ... } „ Ditto, untinned ... } „	£35 to £37 £31 to £34	£36 £31	£33 10s. £32	£34 to £36 £32 to £35
„ Other kinds ... } Zinc, Rolled, Nos. 9 and 10 ... } „	£27 to £33 £35	£27 to £34 £35	£31 to £36 £31	£25 to £33 10s. £31 10s.
Lead, Pig ... } „ Sheet ... } „	£21 £28	£24 £27 10s.	£24 £26 10s.	£24 £24
„ Pipe ... } „ Shot ... } „	£28 £32	£27 10s. £32 5s.	£27 10s. £34	£27 to £28 £30
Tin, Plates, Morewood's ... } „ Best English, tinned ... } „	£44 £40 to £42	£42 £40	£43 £39	£42 to £44 £38 to £40
„ Other sorts ... } Fencing wire, Black ... } „	£28 to £39 £13 10s.	£28 to £30 £15	£28 to £34 £15	£31 £15
„ Galvanized, Nos. 1 to 6 ... } „	£17	£17 10s.	£18	£18
IRONMONGERY, &c.				
Shovels, Long-handled, American ... } per dozen	60s. to 70s.	50s. to 55s.	52s.	50s. to 55s.
„ Short ditto ditto ... } „	40s.	40s.	40s.	40s.
„ Ames's ... } „	£3 15s.	£3 15s.	£3 10s.	£3 10s.
„ Other sorts ... } „	30s. to 60s.	30s. to 62s. 6d.	30s. to 62s. 6d.	30s. to 62s. 6d.
Axes, American, handled ... } „	60s. to 70s.	65s.	65s.	60s. to 70s.
Axe handles ... } „	8s. to 12s.	10s.	12s.	12s.
Camp ovens ... } per ton	£13 10s. to £14	£13 10s.	£10	£13
Nails, American, cut ... } per keg	16s. 6d.	16s. to 17s.	15s.	15s.
Clout nails ... } per cwt.	75s.	75s.	75s.	75s.
Painted tubs ... } per nest	16s.	15s. 6d.	16s.	16s. 6d.
Three-hooped pails ... } per dozen	12s. to 14s.	13s.	13s.	12s. to 14s.
Wired brooms ... } „	26s.	25s.	26s.	26s.
Picks, various ... } „	30s. to 65s.	30s. to 55s.	42s.	30s. to 55s.
BUILDING MATERIALS.				
American sashes ... } per pair	5s. 6d. to 13s.	5s. 6d. to 12s.	5s. to 12s.	5s. 6d. to 12s.
„ doors ... } each	5s. 6d. to 16s.	7s. to 10s. 6d.	9s. 6d. to 17s. 6d.	7s. to 17s. 6d.
„ lumber, tongued and grooved, } „ „ inch ... } per 1000 feet	£10 10s. £13	£9 10s. £12 10s.	£12 to £13 £13	£12 to £13 £15
„ hard pine, tong. and grooved ... } „	16s. to 19s.	23s.	24s.	25s.
„ laths, 4 ft., sawn ... } per 1000	24s. to 25s.	25s.	25s. 3d. to 31s. 6d.	31s. 6d.
„ ditto, 4 ft. 6 inches ... } „	£6 to £8	£7	£7 10s.	£8
Hard scantling and joists ... } per 1000 feet	4½d.	3¾d. to 4d.	3¾d.	3¾d. to 4d.
Cedar in boards, 1 inch ... } per foot	24s.	23s.	20s. to 25s.	22s. to 25s.
„ in logs ... } per 100 feet	6d.	8d.	7½d. to 8d.	6½d. to 7½d.
Baltic deals, red, 11 × 3 ... } „	5½d.	5½d.	5½d. to 6d.	5½d. to 5½d.
„ ditto ditto, 9 × 3 ... } „	6d.	6½d.	6½d.	None
„ ditto, white, 11 × 3 ... } „	4d.	5d.	5½d.	5½d.
„ ditto ditto, 9 × 3 ... } „	4d.	3¾d.	3¾d.	3¾d. to 4d.
Battens, red, 7 × 2½ ... } per running foot	12s.	16s. to 18s.	16s. to 18s.	19s. to 20s.
Pine, New Zealand ... } per 100 feet	1s. 9d.	2s.	2s.	2s.
Memel logs ... } per cubic foot	15s. to 15s. 6d.	16s. to 17s.	15s.	14s. 6d. to 15s.
Baltic flooring, 6 × 1½ ... } per 100 feet	12s. to 14s.	13s. to 15s. 6d.	13s.	14s.
Shingles, V.D.L. ... } per 1000	45s. to 50s.	50s. to 56s.	55s.	50s. to 55s.
Posts and rails, ditto ... } per 100	13s. to 14s.	20s.	24s.	23s.
Laths, 4 ft., ditto ... } per 1000	12s. 6d. to 14s.	13s.	12s. 6d. to 14s.	14s.
Palings, Circular Head, 5 ft. ... } per 100	20s. to 21s.	20s.	18s. to 20s.	20s.
„ ditto, 6 ft. ... } „	5s. 6d.	8s.	6s.	6s.
„ Hobart Town, 5 ft. ... } „	8s.	16s.	10s.	10s.

PRICES.

Average Prices of the leading commodities in Melbourne—*continued.*

1861.	January.	April.	July.	October.
Building Materials—continued.				
Bricks, Colonial per 1000	65s. to 75s.	70s.	75s.	65s. to 75s.
" Fire "	£5 to £6	£5 10s.	£6	£6
" Ditto, Scotch "	£9 to £10	£7 15s.	£6	£7
Lime, Geelong per bushel	1s. 6d.	1s. 6d.	1s. 5d.	1s. 3d. to 1s. 5d.
" Heads "	11d.	10d.	11d.	9d. to 11d.
" Slack "	8d.	8d.	8d.	8d.
Cement, Roman per barrel	12s. 6d.	12s. 6d.	14s.	13s.
" Portland "	16s.	18s. 6d.	19s.	17s.
" English plaster "	7s. 6d.	7s. to 8s.
Plaster of Paris "	10s. 6d. to 13s.	12s. 6d. to 14s.
Slates, Duchess per 1000	£15 12s. 6d.	None	None	None
" Countess "	£12 5s.	£18	£13	£13 15s.
" Viscountess "	£9 10s.	£12 10s.	None.	None.
" Ladies "	£5 5s.	£18	£7	£7

WILLIAM HENRY ARCHER, Registrar-General.

PRICE OF GOLD.

RETURN of the Price of Gold per Ounce in the various Mining Districts in the Month of December, 1861.

Mining District.	From			To		
	£	s.	d.	£	s.	d.
Ballaarat District	3	14	6	3	19	0
Beechworth District	3	0	0	3	18	6
Sandhurst District	3	14	0	3	17	6
Maryborough District	3	10	0	3	19	0
Castlemaine District	3	13	6	3	16	0
Ararat District	3	15	0	3	17	0
Highest and Lowest Prices	£3	0	0	£3	19	0

NOTE.—The above Return is compiled from information supplied by the various Mining Surveyors.

R. BROUGH SMYTH, Secretary for Mines.

IMPORTATION OF LIVE STOCK OVERLAND.

RETURN of the Registration of Live Stock Imported into the Colony of Victoria during the Year 1861.

From Whence.	Description of Live Stock.		
	Cattle.	Sheep.	Horses.
New South Wales	93,126	200,035	2,954
South Australia	2,265	29,111	...
Total	95,391	229,146	2,954

WILLIAM HENRY ARCHER, Registrar-General.

IMPORTS AND EXPORTS—(I.)

RETURN of the Value of Imports to and Exports from the Colony during the Year ending 31st December, 1861.

IMPORTS				EXPORTS.				
Articles the Produce or Manufacture of—			Total.	Articles the Produce or Manufacture of—				Total.
United Kingdom.	British Possessions.	Foreign States.		Victoria.	United Kingdom.	British Possessions.	Foreign States.	
£	£	£	£	£	£	£	£	£
7,390,403	3,121,047	3,021,002	13,532,452	10,596,368	1,698,214	868,830	665,194	13,828,606

H. W. SPAIN,
Comptroller of Accounts.

ROBERT S. ANDERSON,
Commissioner of Trade and Customs.

IMPORTS AND EXPORTS—(II.)

RETURN of the Value of the Imports and Exports of the Colony from and to each Country in the Year ended 31st December, 1861.

Countries.	Imports therefrom.	Exports thereto.	Countries.	Imports therefrom.	Exports thereto.
	£	£		£	£
UNITED KINGDOM	7,640,454	8,295,656	FOREIGN STATES.		
BRITISH POSSESSIONS.			Fiji Islands	8,606	3,822
New South Wales	1,214,842	1,081,907	France	647	...
New Zealand	34,172	797,322	Fou-tchow-foo	494,010	...
Queensland	871	11,798	Gottenburg	14,485	...
South Australia	868,711	273,247	Guam	1,981
Tasmania	456,628	249,367	Hamburg	62,695	2
Western Australia	23	2,493	Holland	13,938	...
Aden	400	...	Ilo Ilo	37,926	...
Akyab	108	Java	16,000	...
Amberst	21	Kamtschatka	9
Bombay	577,292	Manila	161,881	26
Calcutta	244,015	639,286	New Caledonia	2,040
Cape of Good Hope	11,109	...	Oporto	5,021	...
Ceylon	170,020	874,092	Padang	2,670
Hong Kong	392,914	343,398	Rotterdam	116,492	...
Madras	3	51,465	Shanghai	300	287
Malta	15	Soderham	6,595	...
Mauritius	444,124	427,228	Sourabaya	16,261	3,370
Moulmein	27	Suez	119,953	103,236
Penang	6	Sweden	4,707	...
Puget Sound	1,500	...	Valparaiso	4
Rangoon	8,260	UNITED STATES.		
Singapore	8,409	4,754	Baker's Island	46,424
Yancouver's Island	2,410	...	Boston	182,375	...
FOREIGN STATES.			California	3,038	1,687
Amsterdam	15,763	...	New York	461,810	...
Anjier	92	San Francisco	135,115	5,575
Batavia	36,875	18,526	Talkalst	4,380	...
Bordeaux	93,098	2	United States	5,066	...
Cadiz	24,810	...	Total	£ 13,533,452	13,828,606
Callao	1,111			

H. W. SPAIN,
Comptroller of Accounts.

ROBERT S. ANDERSON,
Commissioner of Trade and Customs.

IMPORTS.

GENERAL IMPORTS into the Colony of Victoria during the Year ended 31st December, 1861.

Articles.	Countries whence Imported.	Quantities.				Entered for Home Consumption.	Value in Sterling of Total Imports.	Duty.	
		Imported.			Gross Amount received in Sterling.			Rate, and when Imposed.	
		In British Vessels.	In Foreign Vessels.	Total.					
Agricultural Implements	United Kingdom ...	1,916 packages	165 packages	2,081 packages	...	£	£	s. d.	
	New South Wales	3 "	...	3 "	...	39,307			
	South Australia	14 "	...	14 "	...	34			
	Tasmania	1 "	...	1 "	...	751			
	Boston	...	445 "	445 "	...	10			
	Hamburg	...	7 "	7 "	...	1,399			
	New York	...	959 "	959 "	...	35			
			1,934 packages	1,576 packages	3,510 packages	...	6,587		
						...	48,123		
	Alkali, Soda ...	United Kingdom ...	Tons cwt. qrs. 1,008 14 0	Tons cwt. qrs. 232 5 0	Tons cwt. qrs. 1,240 19 0	...	18,436		
New South Wales		4 0 0	...	4 0 0	...	60			
New Zealand		1 0 0	...	1 0 0	...	10			
Tasmania		0 13 2	...	0 13 2	...	18			
		1,014 7 2	232 5 0	1,246 12 2	...	18,434			
Apparel and Slops ...	United Kingdom ...	9,167 packages	614 packages	9,781 packages	...	388,111			
	New South Wales	250 "	...	250 "	...	3,532			
	New Zealand	18 "	...	18 "	...	115			
	South Australia	85 "	...	85 "	...	870			
	Tasmania	92 "	...	92 "	...	1,191			
	Boston	...	1 "	1 "	...	2			
	Calcutta	12 "	2 "	14 "	...	200			
	California	...	1 "	1 "	...	20			
	Ceylon	74 "	...	74 "	...	1,482			
	Hamburg	1 "	10 "	11 "	...	445			
	Hong Kong	615 "	526 "	1,141 "	...	23,727			
	New York	...	3 "	3 "	...	35			
	Rotterdam	...	4 "	4 "	...	45			
	Suez	18 "	...	18 "	...	691			
		10,332 packages	1,161 packages	11,493 packages	...	420,466			

IMPORTS.

General Imports into the Colony of Victoria during the Year ended 31st December, 1861,—continued.

Articles.	Countries whence Imported.	Quantities.			Entered for Home Consumption.	Value in Sterling of Total Imports.	Duty.	
		Imported.					Gross Amount received in Sterling.	Rate, and when Imposed.
		In British Vessels.	In Foreign Vessels.	Total.				
Arms and Ammunition, viz.: Accoutrements ...	United Kingdom ...	9 packages	9 packages	£	s. d.	
Ammunition ...	United Kingdom ...	7,059 packages ...	7 packages ...	7,066 packages	18,466		
	New South Wales ...	49 "	49 "	320		
	Tasmania ...	100 "	100 "	500		
	Singapore ...	177 "	177 "	190		
			7,385 packages ...	7 packages ...	7,392 packages	19,476	
Arms ...	United Kingdom ...	96 packages	96 packages	1,225		
	Ceylon ...	1 "	1 "	40		
		97 packages	97 packages	1,265		
Caps ...	United Kingdom ...	29 packages ...	2 packages ...	31 packages	609		
	New York	11 " ...	11 "	42		
		29 packages ...	13 packages ...	42 packages	651		
Firearms ...	United Kingdom ...	315 packages ...	28 packages ...	343 packages	17,333		
	New South Wales ...	1 "	1 "	12		
	New Zealand ...	1 "	1 "	25		
	Tasmania ...	1 "	1 "	20		
	Ceylon ...	24 "	24 "	627		
	Boston	1 " ...	1 "	250		
	New York	1 " ...	1 "	10		
	Rotterdam	6 " ...	6 "	150		
	Singapore ...	15 "	15 "	800		
	Suez ...	1 "	1 "	60		
			358 packages ...	36 packages ...	394 packages	19,287	

Fireworks	United Kingdom ...	24 packages ...	2 packages ...	26 packages ...	240
	New South Wales...	8 "	8 " ...	75
	New Zealand ...	9 "	9 " ...	1
	Hong Kong ...	554 " ...	456 " ...	1,010 " ...	5,669
		595 packages ...	458 packages ...	1,053 packages ...	6,015
Fuse	United Kingdom ...	292 packages ...	65 packages ...	357 packages ...	3,852
	South Australia ...	2 "	2 " ...	16
	New York	16 " ...	16 " ...	300
		294 packages ...	81 packages ...	375 packages ...	4,168
Powder	United Kingdom ...	1,052,183 lbs ...	123,390 lbs. ...	1,175,573 lbs. ...	44,323
	New Zealand ...	2,500 "	2,500 " ...	187
	Tasmania ...	5,900 "	5,900 " ...	385
	New York	55,996 " ...	55,996 " ...	1,400
		1,060,583 lbs. ...	179,386 lbs. ...	1,239,969 lbs. ...	46,295
Shot	United Kingdom ...	Tons cwt. 69 9	Tons cwt. 5 16	Tons cwt. 75 5	2,410
	New South Wales...	4 5	4 5	170
	New Zealand ...	5 5	5 5	195
		78 19	5 16	84 15	2,775
Arrowroot	United Kingdom ...	64,768 lbs. ...	2,688 lbs. ...	67,456 lbs. ...	2,096
	New South Wales...	240 "	240 " ...	17
	Queensland ...	500 "	500 " ...	32
	Tasmania ...	2,800 "	2,800 " ...	70
	Mauritius ...	6,014 "	6,014 " ...	300
		74,322 lbs. ...	2,688 lbs. ...	77,010 lbs. ...	2,515
Asphalte...	United Kingdom ...	20 tons	20 tons ...	120
Arsenic	United Kingdom ...	Tons cwt. 2 0	Tons cwt. 2 0	40
	Tasmania ...	6 3	6 3	103
		8 3	8 3	143
Bags and Sacks...	United Kingdom ...	2,421 packages ...	590 packages ...	3,011 packages ...	47,025
	New South Wales...	15 "	15 " ...	190
	South Australia ...	6 "	6 " ...	200

IMPORTS.

General Imports into the Colony of Victoria during the Year ended 31st December, 1861,—*continued.*

Articles.	Countries whence Imported.	Quantities.			Entered for Home Consumption.	Value in Sterling of Total Imports.	Duty.	
		Imported.					Gross Amount received in Sterling.	Rate, and when Imposed.
		In British Vessels.	In Foreign Vessels.	Total.				
Bags and Sacks— <i>continued</i>	Tasmania ...	9 packages	...	9 packages	...	£	£ s. d.	
	Amsterdam	18 packages...	18 "	...	100		
	Calcutta ...	281 "	100 "	381 "	...	270		
	Manilla	120 "	120 "	...	2,270		
	Rotterdam	82 "	82 "	...	400		
		2,732 packages	910 packages	3,642 packages	...	1,180		
						51,635		
Bark ...	South Australia ...	Tons cwt. 191 13	...	Tons cwt. 191 13	...	1,112		
Biscuit ...	United Kingdom ...	Tons cwt. 21 12	Tons cwt. 2 14	Tons cwt. 24 6	...	2,536		
	New South Wales...	2 2	...	2 2	...	60		
	New Zealand ...	0 6	...	0 6	...	9		
	South Australia ...	0 9	...	0 9	...	49		
	Tasmania ...	0 4	...	0 4	...	10		
	Boston	0 14	0 14	...	195		
	Hong Kong ...	5 18	13 7	19 5	...	916		
		30 11	16 15	47 6	...	3,775		
Beer, Bottled ...	United Kingdom ...	642,757 gallons	213,705 gallons	856,462 gallons	...	215,383	6d. per gallon,	
	New South Wales...	50 "	...	50 "	...	23	18 Vic., No. 9,	
	New Zealand ...	346 "	229 "	575 "	...	124	8th Dec., 1854.	
	South Australia ...	1,802 "	...	1,802 "	...	472		
	Tasmania ...	2,158 "	...	2,158 "	...	519		
		647,113 gallons	213,934 gallons	861,047 gallons	21,525 2 5	
	United Kingdom	51,212 gallons	...		
	Tasmania	470 "	...		
Hamburg	226 "	...			
				51,908 gallons	...	1,297 14 2		

" " Warehoused	United Kingdom ...	3,662 cases, 458 barrels, 3,214 casks, 50 packages, 1,412 gallons	2,165 cases, 1,000 barrels, 4,819 casks	5,827 cases, 1,458 barrels, 8,033 casks, 50 packages, 1,412 gallons	...	28,269	
	New Zealand ...	100 cases, 67 packages, 47 barrels	...	100 cases, 67 packages, 47 barrels	...	457	
	Hamburg	30 cases	30 cases	...	36	
		3,762 cases, 505 barrels, 117 packages, 3,214 casks, 1,412 gallons	2,195 cases, 1,000 barrels, 4,819 casks	5,957 cases, 1,505 barrels, 117 packages, 8,033 casks, 1,412 gallons	...	245,283	22,822 16 7
" Draught... ..	United Kingdom ...	773,019 gallons	235,450 gallons	1,008,469 gallons	...	173,228	...
	New South Wales...	500 "	...	500 "	...	50	
	Tasmania ...	11,503 "	...	11,503 "	...	1,429	
		785,022 gallons	235,450 gallons	1,020,472 gallons	25,511 16 0
	United Kingdom	432,597 $\frac{5}{10}$ gallons		
	Calcutta	6,300 "		
	New York	950 "		
					439,847 $\frac{5}{10}$ gallons	...	10,996 3 6
" " Warehoused	United Kingdom ...	7,279 hhds., 77 barrels, 39 half-barrels, 26 half-hhds., 6 firkins, 2,500 gallons	3,848 hhds., 14 barrels...	11,127 hhds., 91 barrels, 39 half-barrels, 26 half-hhds., 6 firkins, 2,500 gallons	...	80,901	
	Tasmania ...	41 hhds., 60 barrels	...	41 hhds., 60 barrels	...	377	
	Hamburg	5 hhds.	5 hhds.	...	30	
		7,320 hhds., 137 barrels, 39 half-barrels, 26 half-hhds., 6 firkins, 2,500 gallons	3,853 hhds., 14 barrels...	11,173 hhds., 151 barrels, 39 half-barrels, 26 half-hhds., 6 firkins, 2,500 gallons	...	256,015	36,507 19 6
Boats	New South Wales...	1 No.	...	1 No.	...	500	
	New York	2 No.	2 "	...	100	
		1 No.	2 No.	3 No.	...	600	
Bonedust	Tasmania ...	3 tons	...	3 tons	...	21	

6d. per gallon,
18 Vic., No. 9,
8th Dec., 1854.

IMPORTS.

General Imports into the Colony of Victoria during the Year ended 31st December, 1861,—*continued.*

Articles.	Countries whence Imported.	Quantities.					Value in Sterling of Total Imports.	Duty.	
		Imported.			Entered for Home Consumption.	Gross Amount received in Sterling.		Rate, and when Imposed.	
		In British Vessels.	In Foreign Vessels.	Total.					
Books ...	United Kingdom ...	1,457 packages	50 packages	1,507 packages	...	£	£	s.	d.
	New South Wales...	55 "	...	55 "	...	59,970			
	New Zealand ...	5 "	...	5 "	...	1,757			
	South Australia ...	15 "	...	15 "	...	50			
	Tasmania ...	18 "	...	18 "	...	125			
	Bordeaux	2 "	2 "	...	437			
	Boston	85 "	85 "	...	13			
	Calcutta	3 "	3 "	...	1,134			
	Ceylon ...	495 "	...	495 "	...	60			
	Hamburg	25 "	25 "	...	10,957			
	Hong Kong ...	13 "	17 "	30 "	...	276			
	New York	26 "	26 "	...	569			
	Rotterdam	3 "	3 "	...	508			
	Suez ...	198 "	...	198 "	...	57			
			2,256 packages	211 packages	2,467 packages	...	3,407		
Boots and Shoes ...	United Kingdom ...	23,759 packages	1,007 packages	24,766 packages	...	£	£	s.	d.
	New South Wales...	525 "	...	525 "	...	557,036			
	New Zealand ...	1 "	...	1 "	...	10,904			
	South Australia ...	57 "	...	57 "	...	20			
	Tasmania ...	57 "	...	57 "	...	1,154			
	Bordeaux	8 "	8 "	...	1,031			
	Boston	1,628 "	1,628 "	...	300			
	Calcutta ...	14 "	...	14 "	...	15,740			
	Ceylon ...	9 "	...	9 "	...	202			
	Hamburg	26 "	26 "	...	159			
	Hong Kong ...	342 "	355 "	697 "	...	591			
	New York	2,184 "	2,184 "	...	10,541			
	San Francisco	5 "	5 "	...	19,414			
	Suez ...	3 "	...	3 "	...	84			
	United States	5 "	5 "	...	23			
		24,767 packages	5,218 packages	29,985 packages	...	63			
Bran ...	New South Wales...	13,644 bushels	...	13,644 bushels	...	1,667			
	New Zealand ...	180 "	...	180 "	...	11			

		South Australia ...	332,530	"	332,530	"	22,431
		Tasmania ...	29,554	"	29,554	"	2,150
		Calcutta ...	3,300	"	3,300	"	250
			379,208 bushels	379,208 bushels	26,509
Brassware	...	United Kingdom ...	117 packages	...	19 packages	...	136 packages	5,378
		New York	1 "	...	1 "	15
			117 packages	...	20 packages	...	137 packages	5,393
Bricks	...	United Kingdom ...	10,000 No.	...	19,954 No.	...	29,954 No.	320
		New South Wales...	27,000 "	27,000 "	76
		Tasmania ...	4,330 "	4,330 "	37
		Hamburg	60,625 "	...	60,625 "	220
			41,330 No.	...	80,579 No.	...	121,909 No.	653
"	Air	United Kingdom ...	36 No.	36 No.	10
"	Bath	United Kingdom ...	3,428 packages, 3,800 No.	...	4 packages	...	3,432 packages, 3,800 No.	588
"	Fire	United Kingdom ...	186,917 No.	...	6,013 No.	...	192,930 No.	1,285
		Amsterdam	21,086 "	...	21,086 "	100
		Hamburg	82,902 "	...	82,902 "	850
		Rotterdam	3,000 "	...	3,000 "	24
			186,917 No.	...	113,001 No.	...	299,918 No.	2,259
Brushware	...	United Kingdom ...	493 packages	...	32 packages	...	525 packages	13,233
		New South Wales ...	34 "	34 "	594
		Bordeaux	1 "	...	1 "	40
		Boston	279 "	...	279 "	2,521
		Hamburg	6 "	...	6 "	231
		Hong Kong ...	6 "	...	2 "	...	8 "	96
		New York	1,284 "	...	1,284 "	6,639
		San Francisco	3 "	...	3 "	60
		United States	4 "	...	4 "	130
			533 packages	...	1,611 packages	...	2,144 packages	23,544

IMPORTS.

General Imports into the Colony of Victoria during the Year ended 31st December, 1861,—*continued.*

Articles.	Countries whence Imported.	Quantities.					Entered for Home Consumption.	Value in Sterling of Total Imports.	Duty.	
		Imported.			Total.	Gross Amount received in Sterling.			Rate, and when Imposed.	
		In British Vessels.		In Foreign Vessels.						
Building Materials	United Kingdom	£		
	New South Wales	5,498		
	Boston	96		
	Hong Kong	14,341		
	New York	480		
	United States	2,195		
			405		
		23,015			
Butter	United Kingdom ...	Tons cwt. qrs.	Tons cwt.	Tons cwt. qrs.	176,226		
	New South Wales	1,862 9 2	8 9	1,870 18 2	31,303		
	New Zealand	313 10 0	...	313 10 0	120		
	South Australia	1 5 0	...	1 5 0	877		
	Tasmania	8 11 0	...	8 11 0	9,799		
	Rotterdam	96 7 0	30 8	96 7 0	3,761		
		30 8 0	222,086		
2,282 2 2	38 17	2,320 19 2				
Cabbage Tree	New South Wales...	18 packages	...	18 packages	115		
				
Candles	United Kingdom ...	Tons cwt. qrs.	Tons cwt.	Tons cwt. qrs.	304,017		
	New South Wales	2,151 9 0	263 17	2,415 6 0	2,393		
	New Zealand	16 15 1	...	16 15 1	849		
	South Australia	5 10 0	...	5 10 0	35		
	Tasmania	0 5 0	...	0 5 0	828		
	Amsterdam	8 15 2	...	8 15 2	4,027		
	Bordeaux	...	33 10	33 10 0	1,751		
	Boston	...	14 1	14 1 0	380		
	Hamburg	...	3 17	3 17 0	6,575		
	Holland	...	59 9	59 9 0	1,794		
		...	13 1	13 1 0			

		Hong Kong ...	0 15 0	9 18	10 13 0	1,159	
		New York	20 10	20 10 0	2,198	
		Rotterdam	318 5	318 5 0	38,217	
		United States	0 14	0 14 0	96	
			2,183 9 3	737 2	2,920 11 3	364,319	
Canvas	...	United Kingdom ...	230 packages	48 packages	278 packages	11,957	
	...	Tasmania ...	4 " "	...	4 " "	150	
	...	New York	14 " "	14 " "	240	
	...	United States	12 " "	12 " "	106	
				234 packages	74 packages	308 packages	12,453
Carpeting	...	United Kingdom ...	130 packages	2 packages	132 packages	4,865	
	...	New South Wales...	7 " "	...	7 " "	250	
	...	New Zealand ...	3 " "	...	3 " "	65	
	...	Tasmania ...	1 " "	...	1 " "	40	
				141 packages	2 packages	143 packages	5,220
Carriages and Carts	...	United Kingdom ...	113 packages	12 packages	125 packages	6,168	
	...	New South Wales...	5 " "	...	5 " "	139	
	...	South Australia ...	3 " "	...	3 " "	60	
	...	Tasmania ...	34 " "	...	34 " "	1,006	
	...	Boston	498 " "	498 " "	14,650	
	...	Mauritius	2 " "	2 " "	346	
	...	New York	902 " "	902 " "	19,895	
	...	United States	10 " "	10 " "	307	
				155 packages	1,424 packages	1,579 packages	42,571
	Carriage, Cart Materials	...	United Kingdom	16,490
...		New South Wales...	1,891	
...		New Zealand	12	
...		South Australia	18	
...		Tasmania	122	
...		Boston	5,888	
...		Hamburg	51	
...		New York	3,232	
						27,754	

IMPORTS.

General Imports into the Colony of Victoria during the Year ended 31st December, 1861,—*continued.*

Articles.	Countries whence Imported.	Quantities.				Value in Sterling of Total Imports.	Duty.	
		Imported.			Entered for Home Consumption.		Gross Amount received in Sterling.	Rate, and when Imposed.
		In British Vessels.	In Foreign Vessels.	Total.				
Casks (empty) ...	United Kingdom ...	411 No.	411 No.	£	£ s. d.	
	New Zealand ...	4 "	4 "	760		
	South Australia ...	150 "	150 "	2		
	Tasmania ...	836 "	836 "	55		
	New York " ...	80 No.	80 "	422		
		1,401 No. ...	80 No.	1,481 No.	20		
						1,259		
Cement ...	United Kingdom ...	Tons cwt. 1,120 14	Tons cwt. 266 10	Tons cwt. 1,387 4	...	9,858		
	New South Wales...	0 2	...	0 2	...	7		
	Amsterdam	50 0	50 0	...	300		
	Hamburg	90 0	90 0	...	800		
	Rotterdam	154 15	154 15	...	1,110		
	United States	1 18	1 18	...	26		
			1,120 16	563 3	1,683 19	...	12,101	
Chaff ...	New South Wales...	108 tons	...	108 tons	...	1,150		
Cheese ...	United Kingdom ...	Tons cwt. qrs. 785 1 2	Tons cwt. qrs. 17 7 0	Tons cwt. qrs. 802 8 2	...	74,527		
	New South Wales...	25 10 0	...	25 10 0	...	2,073		
	New Zealand ...	2 19 0	...	2 19 0	...	308		
	South Australia ...	0 9 0	...	0 9 0	...	32		
	Tasmania ...	4 3 0	...	4 3 0	...	366		
	Hamburg	0 1 0	0 1 0	...	3		
	Rotterdam	24 1 0	24 1 0	...	1,820		
			818 2 2	41 9 0	859 11 2	...	79,129	

No. 9, *y.*

Chicory	United Kingdom	153,865 lbs.	94,929 lbs.	248,794 lbs.	6,032	2,073 5 9	2d. per lb. 18 Vict., No. 9, 8th Dec., 1854.
	United Kingdom	250,887 lbs.		
	South Australia	8,960 "		
	Hamburg	4,231 "		
					264,078 "	2,200 13 0	
Warehoused	United Kingdom	830 cases, 72 casks	280 cases	1,110 cases, 72 casks	5,371		
	South Australia	140 cases	...	140 cases	240		
	Hamburg	...	10 "	10 cases	33		
		970 cases, 72 casks	290 cases	1,260 cases, 72 casks	11,676	4,273 18 9	
Chinaware	United Kingdom	376 packages	123 packages	499 packages	9,231		
	New South Wales	4 "	...	4 "	30		
	South Australia	4 "	...	4 "	85		
	Tasmania	2 "	...	2 "	2		
	Boston	...	37 "	37 "	900		
	Ceylon	1 "	...	1 "	10		
	Hamburg	...	10 "	10 "	106		
	Hong Kong	21 "	12 "	33 "	465		
	Suez	1 "	...	1 "	10		
		409 packages	182 packages	591 packages	10,839		
Cider and Perry	United Kingdom	1,233 gallons	210 gallons	1,443 gallons	496		6d. per gallon, 18 Vict., No. 9, 8th Dec., 1854.
	Tasmania	1,594 "	...	1,594 "	324		
	Hamburg	...	20 "	20 "	7		
		2,827 gallons	230 gallons	3,057 gallons		76 8 6	
	United Kingdom	1,113 gallons	27 16 6	
					827	104 5 0	
Coal	United Kingdom	Tons cwt. 2,466 10	Tons cwt. 225 4	Tons cwt. 2,691 14	10,355		
	New South Wales	90,770 17	280 0	91,050 17	174,349		
	New Zealand	190 0	...	190 0	340		
	Queensland	220 0	...	220 0	370		
	Tasmania	728 0	...	728 0	1,565		
	Mauritius	20 0	...	20 0	35		
		94,395 7	505 4	94,900 11	187,014		

IMPORTS.

General Imports into the Colony of Victoria during the Year ended 31st December, 1861,—continued.

Articles.	Countries whence Imported.	Quantities.			Entered for Home Consumption.	Value in Sterling of Total Imports.	Duty.	
		Imported.					Gross Amount received in Sterling.	Rate, and when Imposed.
		In British Vessels.	In Foreign Vessels.	Total.				
Cocoa and Chocolate ...	United Kingdom ...	28,546 lbs. ...	5,600 lbs. ...	34,146 lbs.	£ 1,801	£ s. d.	
	New South Wales	2,240 "	2,240 "	160		
	South Australia	1,344 "	1,344 "	52		
	Tasmania	14 "	14 "	1		
	Bordeaux	...	2,016 " ...	2,016 "	200		
	Hamburg	...	125 " ...	125 "	7		
			32,144 lbs. ...	7,741 lbs. ...	39,885 lbs.		2,221
Coffee ...	United Kingdom ...	26,711 lbs.	26,711 lbs.	1,447	2d. per lb., 18 Vict., No. 9, 8th Dec., 1854.	
	New South Wales	17 "	17 "		
	South Australia	13,886 "	13,886 "	594		
	Tasmania	32 "	32 "	3		
	Aden	4,400 "	4,400 "	200		
	Batavia	1,024 "	1,024 "	40		
	Ceylon	1,238 "	1,238 "	45		
	Sourabaya	210,500 "	210,500 "	6,235		
			257,808 lbs.	257,808 lbs.		2,148 8 0
		United Kingdom	56,997 lbs.		...
		New Zealand	90 "		...
		South Australia	46,829 "		...
		Tasmania	947 "		...
	Aden	1,100 "	...		
	Batavia	2,788 "	...		
	Ceylon	933,934 "	...		
	Manilla	23,641 "	...		
	Mauritius	63,938 "	...		
	Rotterdam	3,008 "	...		
	Suez	33 "	...		
					1,133,305 lbs.	...	9,444 4 3	
Warehoused ...	United Kingdom ...	5 bags, 133 casks, 14 tierces, 6 barrels, 1,390 cases	3 bags, 33 casks	8 bags, 166 casks, 14 tierces, 6 barrels, 1,390 cases	...	9,626		

	New Zealand ...	6 bags	6 bags	30	
	South Australia ...	18 casks, 40 barrels, 34 tierces	18 casks, 40 barrels, 34 tierces	2,075	
	Tasmania ...	7 bags	7 bags	20	
	Batavia ...	521 bags	521 bags	2,282	
	Ceylon ...	661 barrels, 1,027 casks, 1,452 bags, 95 cases, 20 packages	86 barrels, 331 casks, 302 bags, 2½ bales	747 barrels, 1,358 casks, 1,754 bags, 95 cases, 20 packages, 2½ bales	69,275	
	Manilla ...	49 bags	4,511 bags, 633 packages	4,560 bags, 633 packages	5,255	
	Mauritius ...	255 bags, 16 barrels, 32 casks	255 bags, 16 barrels, 32 casks	2,850	
	San Francisco ...	4 bags	4 bags	10	
	Singapore ...	99 bags	99 bags	355	
		2,398 bags, 1,485 cases, 723 barrels, 20 packages, 1,210 casks, 48 tierces	4,816 bags, 86 barrels, 633 packages, 364 casks, 2½ bales	7,214 bags, 1,485 cases, 809 barrels, 653 packages, 1,574 casks, 48 tierces, 2½ bales	100,342	11,592 12 3
		Tons cwt.	Tons cwt.			Tons cwt.					
Coke and Fuel ...	United Kingdom ...	606 9	377 0	993 9	3,950	
	New South Wales ...	62 13	62 13	235	
	Tasmania ...	2 0	2 0	2	
		681 2	377 0	1,058 2	4,187	
Confectionery ...	United Kingdom ...	1,555 packages	359 packages	1,914 packages	12,670	
	New South Wales ...	2 "	2 "	17	
	Batavia	2 "	2 "	4	
	Bordeaux	8 "	8 "	190	
	Boston	28 "	28 "	340	
	Hong Kong ...	12 "	15 "	27 "	49	
	Suez ...	1 "	1 "	8	
		1,570 packages	412 packages	1,982 packages	13,278	
		Tons cwt.	Tons cwt.			Tons cwt.					
Copper ...	United Kingdom ...	10 16	1 11	12 7	1,869	
	New Zealand ...	1 10	1 10	50	
	South Australia ...	1,356 9	1,356 9	117,885	
	Fiji Islands	0 4	0 4	15	
		1,368 15	1 15	1,370 10	119,819	
		Tons cwt.	Tons cwt.		
" Ore ...	South Australia ...	3,974 10	3,974 10	161,750	

IMPORTS.

General Imports into the Colony of Victoria during the Year ended 31st December, 1861,—*continued.*

Articles.	Countries whence Imported.	Quantities.				Entered for Home Consumption.	Value in Sterling of Total Imports.	Duty.	
		Imported.			Gross Amount received in Sterling.			Rate, and when Imposed.	
		In British Vessels.	In Foreign Vessels.	Total.					
Copperware	United Kingdom ...	73 packages	5 packages	78 packages	£ 474	£ s. d.		
	Hong Kong ...	1 "	1 "	20			
		74 packages	5 packages	79 packages	494			
Cordage		Tons cwt.	Tons cwt.	Tons cwt.					
	United Kingdom ...	162 9	15 13	178 2	...	8,803			
	New South Wales...	7 19	...	7 19	...	294			
	New Zealand ...	1 0	...	1 0	...	20			
	South Australia ...	0 1	...	0 1	...	4			
	Calcutta ...	133 1	5 0	138 1	...	5,362			
	Hamburg	1 5	1 5	...	50			
	Hong Kong ...	0 3	3 0	3 3	...	134			
	Manilla ...	1 10	278 10	280 0	...	13,741			
	New York	4 1	4 1	...	250			
		306 3	307 9	613 12	...	28,658			
Corks	United Kingdom ...	1,294 packages ...	329 packages...	1,623 packages	14,174			
	South Australia ...	2 "	2 "	5			
	Tasmania ...	48 "	48 "	179			
	Bordeaux	72 "	72 "	590			
		1,344 packages ...	401 packages...	1,745 packages	14,948			
Cottons	United Kingdom ...	2,577 packages ...	77 packages...	2,654 packages	95,171			
	New South Wales...	2 "	2 "	100			
	Tasmania ...	5 "	5 "	230			
	Bordeaux	15 "	15 "	187			
	Boston	226 "	226 "	1,440			
	Ceylon ...	5 "	5 "	40			
	Hong Kong ...	31 "	12 "	43 "	534			
	New York	217 "	217 "	2,730			
			2,620 packages ...	547 packages...	3,167 packages	100,432		

Cotton Waste ...	United Kingdom ...	186 packages...	19 packages ...	205 packages...	2,174
	New South Wales...	3 "	3 " ...	14
		189 packages...	19 packages ...	208 packages...	2,188
Cotton Wick ...	United Kingdom ...	38 packages ...	11 packages ...	49 packages ...	1,122
	New South Wales...	1 "	1 " ...	10
	Tasmania ...	3 "	3 " ...	50
	Boston	2 " ...	2 " ...	51
	Hong Kong	3 " ...	3 " ...	16
	New York	1 " ...	1 " ...	40
	42 packages ...	17 packages ...	59 packages ...	1,289	
Curiosities ...	New South Wales...	2 packages	2 packages ...	15
	South Australia ...	5 "	5 " ...	15
	Cape of Good Hope	...	1 package ...	1 " ...	50
	Fiji Islands ...	6 "	6 " ...	150
	Hong Kong ...	8 "	8 " ...	175
	21 packages ...	1 package ...	22 packages ...	405	
Cutlery ...	United Kingdom ...	267 packages...	19 packages ...	286 packages...	12,617
	New South Wales...	2 "	2 " ...	190
	Tasmania ...	1 "	1 " ...	25
	Boston	1 " ...	1 " ...	60
	Ceylon ...	10 "	10 " ...	335
	Hamburg	1 " ...	1 " ...	60
	Hong Kong	5 " ...	5 " ...	54
	New York	2 " ...	2 " ...	56
		280 packages...	28 packages ...	308 packages...	13,397
Drapery ...	United Kingdom ...	28,373 packages	628 packages...	29,001 packages	1,645,270
	New South Wales...	171 "	171 " ...	7,115
	New Zealand ...	30 "	30 " ...	700
	Queensland ...	1 "	1 " ...	99
	South Australia ...	147 "	147 " ...	3,867
	Tasmania ...	198 "	198 " ...	8,662
	Boston	1 " ...	1 " ...	175
	Calcutta ...	1 "	1 " ...	74
	Ceylon ...	316 "	316 " ...	12,644
	Hamburg	151 " ...	151 " ...	10,025
	Hong Kong ...	14 " ...	45 " ...	59 " ...	651
	New York	9 " ...	9 " ...	650
	Suez ...	306 "	306 " ...	28,661
	29,557 packages	834 packages...	30,391 packages	1,718,593	

No. 9

IMPORTS.

General Imports into the Colony of Victoria during the Year ended 31st December, 1861,—*continued.*

Articles.	Countries whence Imported.	Quantities.			Entered for Home Consumption.	Value in Sterling of Total Imports.	Duty.	
		Imported.					Gross Amount received in Sterling.	Rate, and when Imposed.
		In British Vessels.	In Foreign Vessels.	Total.				
Drugs ...	United Kingdom ...	8,442 packages	2,851 packages	11,293 packages	...	£	£ s. d.	
	New South Wales...	469 "	...	469 "	...	86,152		
	South Australia ...	47 "	...	47 "	...	2,770		
	Tasmania ...	71 "	...	71 "	...	780		
	Bordeaux	1 "	1 "	...	307		
	Boston	68 "	68 "	...	12		
	Calcutta ...	297 "	310 "	607 "	...	580		
	Ceylon ...	2 "	...	2 "	...	3,427		
	Hamburg	14 "	14 "	...	36		
	Hong Kong ...	138 "	123 "	261 "	...	100		
	New York	404 "	404 "	...	4,952		
	Rotterdam	102 "	102 "	...	3,110		
	Suez ...	2 "	...	2 "	...	290		
		9,468 packages	3,873 packages	13,341 packages	...	102,639		
Druggists' Ware ...	United Kingdom ...	739 packages...	158 packages...	897 packages...	...	13,977		
	New South Wales...	1 "	...	1 "	...	40		
	New Zealand ...	1 "	...	1 "	...	15		
	South Australia ...	4 "	...	4 "	...	20		
	Tasmania ...	2 "	...	2 "	...	16		
	Suez ...	1 "	...	1 "	...	10		
		748 packages...	158 packages...	906 packages...	...	14,078		
Earthenware ...	United Kingdom ...	2,521 packages	871 packages...	3,392 packages	...	40,432		
	New South Wales...	1 "	...	1 "	...	15		
	New Zealand ...	1 "	...	1 "	...	10		
	Tasmania ...	6 "	...	6 "	...	36		
	Ceylon ...	1 "	...	1 "	...	5		
	Hamburg	8 "	8 "	...	90		
	Hong Kong	16 "	16 "	...	190		
		2,530 packages	895 packages...	3,425 packages	...	40,778		
Eggs ...	New South Wales...	286 packages	...	286 packages	...	4,227		
	South Australia ...	506 "	...	506 "	...	5,229		

	Tasmania ...	77 "	77 "	246
	Hong Kong ...	379 "	...	135 packages...	514 "	782
		1,248 packages	...	135 packages...	1,383 packages	10,484
Engine Packing ...	United Kingdom ...	10 packages	...	4 packages	14 packages	384
Fancy Goods ...	United Kingdom ...	944 packages	...	243 packages	1,187 packages	40,714
	New South Wales...	40 "	40 "	1,283
	New Zealand ...	1 "	1 "	25
	South Australia ...	25 "	25 "	1,106
	Tasmania ...	45 "	45 "	947
	Bordeaux	5 "	5 "	10
	Ceylon ...	25 "	25 "	1,239
	Hamburg	62 "	62 "	1,250
	Hong Kong ...	14 "	...	12 "	26 "	394
	Rotterdam	7 "	7 "	294
	Suez ...	14 "	14 "	571
		1,108 packages	...	329 packages	1,437 packages	47,833
Felt ...	United Kingdom ...	132 packages	132 packages	692
Fibre, Cocoanut ...	Calcutta ...	Tons cwt. 11 5	Tons cwt. 11 5	300
	Ceylon ...	13 3	13 3	375
	Singapore ...	0 18	0 18	45
		25 6	25 6	720
Fish ...	United Kingdom ...	174 packages	...	24 packages	198 packages	282
	Tasmania ...	33 "	33 "	150
	Hong Kong ...	124 "	124 "	257
		331 packages	...	24 packages	355 packages	689
" Fresh ...	New South Wales...	1,255 packages	1,255 packages	1,583
	Tasmania ...	2,277 "	2,277 "	2,196
		3,532 packages	3,532 packages	3,779

IMPORTS.

General Imports into the Colony of Victoria during the Year ended 31st December, 1861,—continued.

Articles.	Countries whence Imported.	Quantities.			Entered for Home Consumption.	Value in Sterling of Total Imports.	Duty.	
		Imported.					Gross Amount received in Sterling.	Rate, and when Imposed.
		In British Vessels.	In Foreign Vessels.	Total.				
Fish, Preserved	United Kingdom ...	9,361 packages	1,009 packages	10,370 packages	...	£	39,385	£ s. d.
	New South Wales...	155 "	...	155 "	386	
	New Zealand ...	3 "	...	3 "	27	
	Tasmania ...	138 "	...	138 "	666	
	Bordeaux	369 "	369 "	1,727	
	Boston	7,539 "	7,539 "	7,230	
	Hamburg	3 "	3 "	20	
	Hong Kong ...	332 "	604 "	936 "	1,853	
	New York	1,103 "	1,103 "	1,630	
	San Francisco	68 "	68 "	220	
		9,989 packages	10,695 packages	20,684 packages	53,144	
" Salted	United Kingdom ...	Tons cwt. 306 16	Tons cwt. qrs. 43 2 1	Tons cwt. qrs. 349 18 1	14,662	
	New South Wales...	96 18	...	96 18 0	3,957	
	South Australia ...	0 10	...	0 10 0	42	
	Tasmania ...	54 12	...	54 12 0	965	
	Hong Kong ...	0 10	10 17 0	11 7 0	585	
	New York	11 0 0	11 0 0	119	
	Rotterdam	0 12 0	0 12 0	50	
	San Francisco	37 8 0	37 8 0	1,488	
	Vancouver's Island	7 0	...	7 0 0	250	
			466 6	102 19 1	569 5 1	22,118
Flax	United Kingdom ...	Tons cwt. 5 5	...	Tons cwt. 5 5	762	
	New South Wales...	1 3	...	1 3	23	
		6 8	...	6 8	785	
Flour	United Kingdom ...	Tons cwt. 0 1	Tons cwt. ...	Tons cwt. 0 1	3	
	New South Wales	202 2	...	202 2	5,823	
	New Zealand ...	1 8	...	1 8	14	
	South Australia ...	20,384 4	...	20,384 4	341,278	
	Tasmania ...	1,650 18	...	1,650 18	29,567	
	Boston	26 18	26 18	680	

	California ...	0 7	0 7	6
	Hong Kong ...	17 18	...	8 5	26 3	631
	New York	434 18	434 18	8,698
	San Francisco ...	170 0	...	1,168 6	1,338 6	18,348
	United States	10 0	10 0	196
		22,426 18		1,648 7	24,075 5			405,244
Fruit—Bottled ...	United Kingdom ...	423 packages...	423 packages...	777
	New South Wales	1 "	1 "	2
	Bordeaux	148 packages	...	148 "	220
	Boston	10 "	10 "	20
	Hamburg	80 "	80 "	126
	New York	143 "	143 "	222
		424 packages	...	381 packages	...	805 packages...	...	1,367
" Dried ...	United Kingdom ...	Tons cwt. qrs. 78 4 0	...	Tons cwt. 18 16	...	Tons cwt. qrs. 92 0 0	...	5,522
	New South Wales	10 17 0	10 17 0	...	636
	South Australia ...	4 7 0	4 7 0	...	162
	Tasmania ...	0 0 2	0 0 2	...	1
	Amsterdam	0 3	0 3 0	...	10
	Bordeaux	3 0	3 0 0	...	380
	Cape of Good Hope	...	106 19	106 19 0	...	6,677
	Boston	109 17	109 17 0	...	4,045
	Hamburg	0 7	0 7 0	...	22
	Hong Kong ...	27 10 0	...	15 16	...	43 6 0	...	1,803
	Mauritius ...	4 0 0	4 0 0	...	40
	New York	146 15	146 15 0	...	6,154
	Rotterdam	0 12	0 12 0	...	50
	United States	17 7	17 7 0	...	101
		119 18 2		419 12		539 10 2		25,603
" Currants	United Kingdom ...	Tons cwt. 648 17	...	Tons cwt. 181 16	...	Tons cwt. 830 13	...	28,241
	New South Wales	4 11	4 11	...	173
	Cape of Good Hope	21 10	21 10	...	1,200
	Hamburg	5 0	5 0	...	176
		674 18		186 16		861 14		29,790

IMPORTS.

General Imports into the Colony of Victoria during the Year ended 31st December, 1861,—continued.

Articles.	Countries whence Imported.	Quantities.				Value in Sterling of Total Imports.	Duty.	
		Imported.			Entered for Home Consumption.		Gross Amount received in Sterling.	Rate, and when Imposed.
		In British Vessels.	In Foreign Vessels.	Total.				
		Tons cwt.	Tons cwt.	Tons cwt.		£	£ s. d.	
Fruit—continued.								
„ Raisins	United Kingdom ...	113 14	...	113 14	...	5,822		
	New South Wales	0 7	...	0 7	...	8		
	South Australia ...	36 0	...	36 0	...	2,158		
	Calcutta	1 6	1 6	...	100		
	Cape of Good Hope	...	57 3	57 3	...	3,029		
		150 1	58 9	208 10	...	11,117		
„ Green	New South Wales	82,294 bushels	...	82,294 bushels	...	72,410		
	South Australia ...	8,954 „	...	8,954 „	...	4,733		
	Tasmania	106,273 „	...	106,273 „	...	59,396		
		197,521 bushels	...	197,521 bushels	...	136,539		
Furniture	United Kingdom ...	1,444 packages	375 packages	1,819 packages	...	37,660		
	New South Wales	289 „	...	289 „	...	3,042		
	New Zealand	15 „	...	15 „	...	71		
	South Australia ...	64 „	...	64 „	...	363		
	Tasmania	359 „	...	359 „	...	1,523		
	Bordeaux	...	5 „	5 „	...	60		
	Boston	...	3,047 „	3,047 „	...	13,197		
	Hamburg	...	43 „	43 „	...	270		
	Hong Kong	50 „	182 „	232 „	...	759		
	New York	...	2,732 „	2,732 „	...	9,806		
	Rotterdam	...	5 „	5 „	...	40		
	Suez	1 „	...	1 „	...	120		
	United States	...	87 „	87 „	...	236		
		2,222 packages	6,476 packages	8,698 packages	...	67,147		
Furs	United Kingdom ...	1 package	...	1 package	...	5		

Glass Bottles	United Kingdom	2,045 packages	814 packages	2,859 packages	8,608
	Tasmania	63 "	"	63 "	193
		2,108 packages	814 packages	2,922 packages	8,801
" Plate	United Kingdom	94 packages		94 packages	4,192
	New South Wales	5 "		5 "	150
		99 packages		99 packages	4,342
" Window	United Kingdom	4,661 packages	300 packages	4,961 packages	9,406
	Tasmania	121 "	"	121 "	123
	Rotterdam	"	890 "	890 "	850
		4,782 packages	1,190 packages	5,972 packages	10,379
Glassware	United Kingdom	2,830 packages	340 packages	3,170 packages	29,350
	New South Wales	20 "	"	20 "	264
	Tasmania	6 "	"	6 "	59
	Boston	"	771 "	771 "	7,055
	Hamburg	"	12 "	12 "	620
	Hong Kong	"	1 "	1 "	9
	New York	"	945 "	945 "	12,489
	Rotterdam	"	400 "	400 "	400
	United States	"	1 "	1 "	4
			2,856 packages	2,470 packages	5,326 packages
Glue	United Kingdom	Tons cwt. 4 12	cwt. 5	Tons cwt. 4 17	341
	Hamburg	"	7	0 7	14
	New York	"	6	0 6	15
		4 12	18	5 10	370
Gluepieces	South Australia	56 packages		56 packages	100
Gold	New Zealand	Oz. dwt. 6 17		Oz. dwt. 6 17	27
Gold Leaf	United Kingdom	7 packages	2 packages	9 packages	608
	South Australia	1 "	"	1 "	20
	Ceylon	1 "	"	1 "	55
	Suez	3 "	"	3 "	220
		12 packages	2 packages	14 packages	903

IMPORTS.

General Imports into the Colony of Victoria during the Year ended 31st December, 1861,—*continued.*

Articles.	Countries whence Imported.	Quantities.				Value in Sterling of Total Imports.	Duty.	
		Imported.			Entered for Home Consumption.		Gross Amount received in Sterling.	Rate, and when Imposed.
		In British Vessels.	In Foreign Vessels.	Total.				
Grain, viz. :— Barley	United Kingdom ...	190 bushels	...	190 bushels	...	£	63	
	New South Wales...	2,090 "	...	2,090 "	...		527	
	South Australia ...	300 "	...	300 "	...		90	
	Tasmania ...	2,218 "	...	2,218 "	...		637	
	Holland	140 bushels	140 "	...		60	
	San Francisco ...	9,000 "	21,430 "	30,430 "	...		7,402	
			13,798 bushels	21,570 bushels	35,368 bushels	...		8,779
Beans and Pease ...	United Kingdom ...	464 bushels	800 bushels	1,264 bushels	...		771	
	New South Wales...	76 "	...	76 "	...		54	
	Tasmania ...	955 "	...	955 "	...		386	
	Calcutta ...	2,666 "	1,600 "	4,266 "	...		1,850	
	Hong Kong ...	156 "	564 "	720 "	...		269	
	Mauritius ...	20 "	...	20 "	...		4	
		4,337 bushels	2,964 bushels	7,301 bushels	...		3,334	
Gram	Calcutta ...	Tons cwt. 352 15	Tons 50	Tons cwt. 402 15	...		5,210	
	Hong Kong	1,006	1,006 0	...		11,405	
		352 15	1,056	1,408 15	...		16,615	
Maize	New South Wales...	186,057 bushels	2,100 bushels	188,157 bushels	...		47,149	
	Tasmania ...	4,044 "	...	4,044 "	...		800	
		190,101 bushels	2,100 bushels	192,201 bushels	...		47,949	
Malt	United Kingdom ...	203,272 bushels	47,944 bushels	251,216 bushels	...		136,450	
	South Australia ...	3,332 "	...	3,332 "	...		796	
	Tasmania ...	3,640 "	...	3,640 "	...		1,750	
	Hamburg	2,290 "	2,290 "	...		1,000	
		210,244 bushels	50,234 bushels	260,478 bushels	...		139,996	

Oats	United Kingdom	8,861 bushels	8,861 bushels	1,524	
	New South Wales	16,381	"	16,381	"	...	4,545	
	New Zealand	237	"	237	"	...	46	
	Tasmania	463,312	"	463,312	"	...	101,916	
	Calcutta	2,000	"	2,000	"	...	300	
	San Francisco	3,600	"	211,066 bushels	...	214,666	"	...	44,817	
		494,391 bushels	...	211,066 bushels	...	705,457 bushels	153,148	
Rice		Tons cwt.		Tons cwt.		Tons cwt.				
	United Kingdom	21 8		23 3		44 11		...	1,368	
	New Zealand	0 8		0 8		...	6	
	Tasmania	0 18		0 18		...	19	
	Batavia	76 4		45 0		121 4		...	2,560	
	Calcutta	5,904 19		2,125 16		8,030 15		...	135,897	
	Ceylon	0 5		0 5		...	5	
	Hong Kong	59 5		11 9		70 14		...	1,621	
	Sourabaya	70 0		125 0		195 0		...	1,980	
			6,133 7		2,330 8		8,463 15		...	143,456
Wheat	United Kingdom	37 bushels	37 bushels	20	
	New South Wales	16,259	"	16,259	"	...	7,679	
	New Zealand	2,865	"	2,865	"	...	1,146	
	South Australia	307,476	"	307,476	"	...	108,683	
	Tasmania	136,384	"	136,384	"	...	38,840	
	Boston	125 bushels	...	125	"	...	105	
	California	9,200	"	9,200	"	...	3,000	
	San Francisco	9,746	"	184,143	"	193,889	"	...	51,637	
			481,967 bushels	...	184,268 bushels	...	666,235 bushels	211,110
	Undescribed	South Australia	66 bushels	66 bushels	3
Tasmania		202	"	202	"	...	60	
		268 bushels	268 bushels	63	
Grindery	United Kingdom	364 packages	...	113 packages	...	477 packages	9,030	
	New South Wales	21	"	21	"	...	611	
	New Zealand	1	"	1	"	...	5	
	Hamburg	1	"	1	"	...	5	
	New York	58	"	58	"	...	555	
		386 packages	...	172 packages	...	558 packages	10,206	

IMPORTS.

General Imports into the Colony of Victoria during the Year ended 31st December, 1861,—*continued.*

Articles.	Countries whence Imported.	Quantities.				Value in Sterling of Total Imports.	Duty.	
		Imported.			Entered for Home Consumption.		Gross Amount received in Sterling.	Rate, and when Imposed.
		In British Vessels.	In Foreign Vessels.	Total.				
		Tons		Tons		£	£ s. d.	
Guano...	New South Wales...	20	...	20	...	300		
	Tasmania	704	...	704	...	3,600		
		724	...	724	...	3,900		
Gutta Percha ...	United Kingdom ...	6 packages	...	6 packages	...	226		
		Tons cwt.	cwt.	Tons cwt.				
Gum ...	New South Wales...	50 2	...	50 2	...	754		
	South Australia ...	9 0	...	9 0	...	180		
	Calcutta	12	0 12	...	120		
		59 2	12	59 14	...	1,054		
Haberdashery ...	United Kingdom ...	835 packages	9 packages	844 packages	...	38,890		
	New South Wales...	7 "	...	7 "	...	465		
	Ceylon ...	12 "	...	12 "	...	590		
	Hamburg	...	1 "	1 "	...	30		
	Hong Kong	3 "	2 "	5 "	...	123		
	Suez	20 "	...	20 "	...	2,349		
		877 packages	12 packages	889 packages	...	42,447		
		Tons cwt.	Tons cwt.	Tons cwt.				
Hair ...	United Kingdom ...	20 3	5 4	25 7	...	3,122		
	South Australia ...	4 4	...	4 4	...	32		
		24 7	5 4	29 11	...	3,154		
Hardware and Ironmongery	United Kingdom ...	16,855 packages	1,684 packages	18,539 packages	...	201,547		
	New South Wales...	126 "	...	126 "	...	1,740		
	New Zealand	6 "	...	6 "	...	100		
	South Australia ...	56 "	...	56 "	...	643		
	Tasmania	55 "	...	55 "	...	369		
	Bordeaux	...	7 "	7 "	...	160		

	Boston	1,506	"	...	1,506	"	...	10,025
	Calcutta ...	28	"	28	"	...	900
	Ceylon ...	13	"	13	"	...	270
	Hamburg	23	"	...	23	"	...	491
	Hong Kong ...	42	"	19	"	...	61	"	...	916
	New York	3,536	"	...	3,536	"	...	32,711
	Rotterdam	4	"	...	4	"	...	85
	Suez ...	2	"	2	"	...	82
	United States	57	"	...	57	"	...	362
		17,183 packages		6,836 packages		24,019 packages				250,401
Hats and Caps ...	United Kingdom ...	1,588 packages		117 packages		1,705 packages				62,214
	New South Wales...	65	"	65	"	2,141
	South Australia ...	1	"	1	"	10
	Tasmania ...	63	"	63	"	1,580
	Bordeaux	24	"	...	24	"	...	1,125
	Calcutta ...	41	"	41	"	298
	Hamburg	28	"	...	28	"	...	905
	Hong Kong ...	76	"	44	"	...	120	"	...	1,471
	New York	1	"	...	1	"	...	60
	Suez ...	2	"	2	"	12
		1,836 packages		214 packages		2,050 packages				69,816
Hay ...		Tons cwt.				Tons cwt.				
	New South Wales...	82	15	82	15	552
	South Australia ...	95	16	95	16	640
	Tasmania ...	98	10	98	10	636
		277	1	277	1	1,828
Hides ...	New South Wales ...	4,401 No.		...		4,401 No.		...		1,653
	New Zealand ...	1,038 "		...		1,038 "		...		669
	South Australia ...	110 "		...		110 "		...		42
	Tasmania ...	45 "		...		45 "		...		20
		5,594 No.		...		5,594 No.		...		2,384
Holloware ...	United Kingdom ...	3,368 packages		3,130 packages		6,498 packages				13,751
	New South Wales...	8	"	8	"	122
	South Australia ...	32	"	32	"	280
	Tasmania ...	2	"	2	"	20
		3,410 packages		3,130 packages		6,540 packages				14,173

IMPORTS.

General Imports into the Colony of Victoria during the Year ended 31st December, 1861,—*continued.*

Articles.	Countries whence Imported.	Quantities.			Entered for Home Consumption.	Value in Sterling of Total Imports.	Duty.	
		Imported.					Gross Amount received in Sterling.	Rate, and when imposed.
		In British Vessels.	In Foreign Vessels.	Total.				
Honey...	United Kingdom ...	3,076 lbs. ...	6,310 lbs. ...	9,386 lbs.	£	£ s. d.	
	New South Wales...	10,536 "	10,536 "	448		
	New Zealand ...	400 "	400 "	304		
	South Australia ...	2,340 "	2,340 "	18		
	Tasmania ...	1,052 "	1,052 "	45		
	Boston	2,400 " ...	2,400 "	63		
		17,404 lbs. ...	8,710 lbs. ...	26,114 lbs.	150		
					...	1,028		
Hops ...	United Kingdom ...	273,800 lbs. ...	49,298 lbs. ...	323,098 lbs.	19,511		
	New South Wales...	44,947 "	44,947 "	2,946		
	South Australia ...	8,520 "	8,520 "	637		
	Tasmania ...	60,296 "	60,296 "	8,137		
	Ceylon ...	224 "	224 "	8		
	New York	42,190 " ...	42,190 "	3,125		
		387,787 lbs. ...	91,488 lbs. ...	479,275 lbs.	34,364		
Horns and Hoofs ...	New South Wales...	1,000 No.	1,000 No.	10.		
	New Zealand ...	200 "	200 "	3		
		1,200 No.	1,200 No.	13		
Hosiery ...	United Kingdom ...	796 packages...	18 packages ...	808 packages...	...	43,137		
	New South Wales...	3 "	3 "	290		
	Ceylon ...	7 "	7 "	388		
	Hong Kong ...	1 "	1 "	15		
	New York	2 " ...	2 "	100		
	Suez ...	33 "	33 "	5,178		
		834 packages...	20 packages ...	854 packages	49,108		
e ...	Boston ...		Tons	Tons	...	1,200		
			752	752	...			

India Rubber ...	United Kingdom ...	6 packages	2 packages	8 packages	750
	Ceylon ...	1 "	...	1 "	35
	Suez ...	2 "	...	2 "	40
		9 packages	2 packages	11 packages	825
India Rubber Goods ...	United Kingdom ...	20 packages	4 packages	24 packages	858
	South Australia ...	10 "	...	10 "	80
	Boston	5 "	5 "	100
	Ceylon ...	1 "	...	1 "	90
	Hamburg	10 "	10 "	730
	New York	31 "	31 "	290
		31 packages	50 packages	81 packages	2,148
Instruments—Musical ...	United Kingdom ...	423 packages	76 packages	499 packages	28,252
	New South Wales ...	13 "	...	13 "	497
	South Australia ...	1 "	...	1 "	50
	Tasmania ...	3 "	...	3 "	85
	Bordeaux	4 "	4 "	320
	Ceylon ...	5 "	...	5 "	27
	Hamburg	14 "	14 "	350
	Hong Kong ...	7 "	8 "	15 "	234
	Rotterdam	6 "	6 "	250
	Suez ...	2 "	...	2 "	567
			454 packages	108 packages	562 packages
Scientific ...	United Kingdom ...	117 packages	5 packages	122 packages	5,669
	New South Wales ...	9 "	...	9 "	141
	Tasmania ...	5 "	...	5 "	175
	Boston	1 "	1 "	60
	Ceylon ...	24 "	...	24 "	1,899
	Hamburg	1 "	1 "	50
	New York	13 "	13 "	649
	Suez ...	6 "	...	6 "	420
		161 packages	20 packages	181 packages	9,063
Surgical ...	United Kingdom ...	17 packages	1 package	18 packages	931
	Ceylon ...	2 "	...	2 "	57
	Hamburg	1 "	1 "	50
		19 packages	2 packages	21 packages	1,038

No. 9, 2 c.

IMPORTS.

General Imports into the Colony of Victoria during the Year ended 31st December, 1861,—continued.

A title.	Countries whence Imported.	Quantities.			Entered for Home Consumption.	Value in Sterling of Total Imports.	Duty.	
		Imported.					Gross Amount received in Sterling.	Rate, and when Imposed.
		In British Vessels.	In Foreign Vessels.	Total.				
Iron, viz. :—		Tons cwt.	Tons cwt.	Tons cwt.		£	£ s. d.	
Bar and Rod	United Kingdom ... New South Wales	3,628 8 1 5	249 8	3,877 16 1 5	49,844 70		
		3,629 13	249 8	3,879 1	49,914		
Castings	United Kingdom ... New South Wales	Tons cwt. qrs. 246 9 2 0 7 0	Tons cwt. 16 5	Tons cwt. qrs. 262 14 2 0 7 0	5,130 10		
		246 16 2	16 5	263 1 2	5,140		
Galvanized	United Kingdom ...	Tons cwt. 1,514 2	Tons cwt. 113 15	Tons cwt. 1,627 17	53,938		
Galvanized Wire	United Kingdom ...	Tons cwt. 389 10	Tons cwt. 1 0	Tons cwt. 390 10	7,017		
Hoop	United Kingdom ... New South Wales... Tasmania	Tons cwt. 165 2 0 16 8 0	Tons cwt. 165 2 0 16 8 0	2,270 12 105		
		173 18	173 18	2,387		
Pig	United Kingdom ... New South Wales... Tasmania New York Rotterdam	Tons cwt. 1,332 5 148 0 21 0	Tons cwt. 364 13 819 18 100 0	Tons cwt. 1,696 18 148 0 21 0 819 18 100 0	8,005 867 90 3,880 500		
		1,501 5	1,284 11	2,785 16	13,342		

Pipes	United Kingdom ...	Tons cwt.	633 10	Tons cwt.	633 10	7,629
			New South Wales...		42 2		42 2	542
					675 12		675 12	8,171
Sheet	United Kingdom ...	Tons cwt.	511 9	Tons cwt.	511 13	8,186
			New South Wales...		3 5		3 5	85
					514 14		514 18	8,271
Wire	United Kingdom ...	Tons cwt.	648 2	Tons cwt.	721 12	11,732
						
						
Undescribed	United Kingdom ...	Tons cwt.	147 18	Tons cwt.	163 18	4,262
			New South Wales...		106 13		106 13	491
			South Australia ...		124 0		124 0	335
			Tasmania ...		104 0		104 0	240
					482 11		498 11	5,328
Jewellery	United Kingdom ...	60 packages	...	2 packages	62 packages	15,884
			New South Wales...	1 "	1 "	50
			New Zealand ...	2 "	2 "	250
			Tasmania ...	4 "	4 "	140
			Ceylon ...	148 "	148 "	28,217
			Hamburg	1 "	1 "	4
			Suez ...	79 "	79 "	21,530
				294 packages	...	3 packages	297 packages	66,075
Lead	United Kingdom ...	Tons cwt.	55 4	Tons cwt.	56 4	1,705
			New South Wales...		5 11		5 11	130
			South Australia ...		27 0		27 0	970
			Tasmania ...		0 19		0 19	20
					88 14		89 14	2,825
" Pipe	United Kingdom ...	Tons cwt.	2 8	Tons cwt.	2 8	103
						

IMPORTS.

General Imports into the Colony of Victoria during the Year ended 31st December, 1861,—*continued.*

Articles.	Countries whence Imported.	Quantities.				Entered for Home Consumption.	Value in Sterling of Total Imports.	Duty.	
		Imported.			Total.			Gross Amount received in Sterling.	Rate, and when Imposed.
		In British Vessels.	In Foreign Vessels.						
		Tons cwt.	Tons cwt.	Tons cwt.		£	£	s. d.	
Lead, Sheet	United Kingdom ...	420 7	28 4	448 11	...	12,231			
	South Australia ...	7 0	...	7 0	...	140			
	Tasmania ...	8 14	...	8 14	...	325			
		436 1	28 4	464 5	...	12,696			
Leather	United Kingdom ...	18 18 0	1 18	20 16 0	...	5,874			
	New South Wales ...	3 9 0	...	3 9 0	...	491			
	South Australia ...	14 5 0	...	14 5 0	...	2,644			
	Tasmania ...	7 7 2	...	7 7 2	...	1,024			
	Ceylon ...	0 2 0	...	0 2 0	...	100			
	Hamburg	1 3	1 3 0	...	585			
		44 1 2	3 1	47 2 2	...	10,718			
Leatherware	United Kingdom ...	104 packages ...	18 packages ...	122 packages	9,196			
	New South Wales ...	53 "	53 "	485			
	Tasmania ...	1 "	1 "	10			
	Hamburg	2 " ...	2 "	90			
		158 packages ...	20 packages ...	178 packages	9,781			
Lime	New South Wales ...	1,458 bushels	1,458 bushels	293			
	Tasmania ...	540 "	540 "	61			
		1,998 bushels	1,998 bushels	354			
Linens	United Kingdom ...	268 packages ...	87 packages ...	355 packages	15,786			
	New South Wales ...	2 "	2 "	60			
	Boston ...	1 " ...	25 " ...	25 "	350			
	Ceylon ...	1 "	1 "	25			

No. 9, 2 d.

Live Stock, viz. :—

	Hamburg	2	"	2	"	30
	New York	30	"	30	"	450
		271 packages...	144 packages...	415 packages...	16,701
Birds	New South Wales	22 No.	22 No.	73
	Tasmania	10 "	10 "	18
		32 No.	32 No.	91
Deer	Ceylon	2 No.	2 No.	90
Horned Cattle	United Kingdom	19 No.	19 No.	1,350
	New South Wales	13,888 "	13,888 "	74,582
	Tasmania	4 "	4 "	80
		13,911 No.	13,911 No.	76,012
Horses	United Kingdom	14 No.	14 No.	793
	New South Wales	2,256 "	2,256 "	18,754
	South Australia	16 "	16 "	540
	Tasmania	259 "	259 "	8,170
	Batavia	1 No.	1 "	10
	Ceylon	2 "	2 "	70
	Singapore	1 "	1 "	30
		2,548 No.	1 No.	2,549 No.	28,367
Pigs	New South Wales	1,121 No.	1,121 No.	3,312
	Tasmania	304 "	304 "	214
		1,425 "	1,425 No.	3,526
Poultry	New South Wales	72 crates	72 crates	502
	Tasmania	21 "	21 "	56
		93 crates	93 crates	558

IMPORTS.

General Imports into the Colony of Victoria during the Year ended 31st December, 1861,—*continued.*

Articles.	Countries whence Imported.	Quantities.				Entered for Home Consumption.	Value in Sterling of Total Imports.	Duty.	
		Imported.			Gross Amount received in Sterling.			Rate, and when Imposed.	
		In British Vessels.	In Foreign Vessels.	Total.					
Live Stock, viz.:— Sheep	United Kingdom	109 No.	22 No.	131 No.		£ 4,690	£ s. d.		
	New South Wales	47,592 "		47,592 "		37,784			
	New Zealand	5 "		5 "		300			
	South Australia	294 "		294 "		256			
	Tasmania	420 "		420 "		648			
	Fou-tchow-foo		18 No.	18 "		105			
	Hamburg		77 "	77 "		6,480			
	Shanghai		16 "	16 "		300			
		48,420 No.	133 No.	48,553 No.		50,563			
Donkeys	United Kingdom	3 No.		3 No.		300			
	Ceylon	2 "		2 "		20			
		5 No.		5 No.		320			
Turtles	Singapore	10 No.		10 No.		20			
Machinery	United Kingdom	12,170 packages	1,156 packages	13,326 packages		140,597			
	New South Wales	1,277 "		1,277 "		8,540			
	New Zealand	1 "		1 "		5			
	Queensland	3 "		3 "		50			
	South Australia	22 "		22 "		1,390			
	Tasmania	11 "		11 "		285			
	Boston		78 "	78 "		1,385			
	Ceylon	5 "		5 "		60			
	Hamburg		14 "	14 "		373			
	New York		628 "	628 "		9,087			
	Rotterdam		6 "	6 "		75			
	Suez	2 "		2 "		15			
	United States		20 "	20 "		230			
			13,491 packages	1,902 packages	15,393 packages		162,092		

Marble	United Kingdom	33 packages	9 packages	42 packages	624
	New York	...	13	13	200
		33 packages	22 packages	55 packages	824
Matches and Vestas	United Kingdom	1,932 packages	837 packages	2,769 packages	32,853
	New South Wales	101	...	101	1,723
	South Australia	26	...	26	300
	Tasmania	14	...	14	209
	Amsterdam	...	200	200	750
	Ceylon	1	...	1	90
	Hamburg	...	975	975	5,686
	Holland	...	25	25	100
	Rotterdam	...	406	406	1,500
		2,074 packages	2,443 packages	4,517 packages	43,211
Mats and Rugs	United Kingdom	146 packages	16 packages	162 packages	1,809
	New South Wales	309	...	309	664
	New Zealand	1	...	1	1
	Tasmania	52	...	52	76
	Calcutta	6	...	6	30
	Ceylon	111	...	111	130
	Hong Kong	513	1,322	1,835	3,439
	Ilo Ilo	...	40	40	140
	Mauritius	...	940	940	3,020
		1,138 packages	2,318 packages	3,456 packages	9,309
Meal, viz. :— Barley	United Kingdom	Tons cwt. 4 15	...	Tons cwt. 4 15	121
		Tons cwt. 5 1	Tons cwt. 6 0	Tons cwt. 11 1	475
Linseed	United Kingdom	...	Tons 3	Tons 3	84
	Calcutta	...	2	2	40
		...	5	5	124
Oats	United Kingdom	Tons cwt. 18 18	Tons cwt. 12 4	Tons cwt. 31 2	725
	New South Wales	0 1	...	0 1	2
	Tasmania	1 0	...	1 0	19
		19 19	12 4	32 3	746

IMPORTS.

General Imports into the Colony of Victoria during the Year ended 31st December, 1861,—continued.

Articles.	Countries whence Imported.	Quantities.				Value in Sterling of Total Imports.	Duty.	
		Imported.			Entered for Home Consumption.		Gross Amount received in Sterling.	Rate, and when Imposed.
		In British Vessels.	In Foreign Vessels.	Total.				
		Tons	Tons	Tons		£	£ s. d.	
Meal, Undescribed ...	United Kingdom ...	3	12	15	...	450		
Metal, Yellow ...	United Kingdom ...	98 4	19	117 4	...	12,306		
	New South Wales...	1 0	...	1 0	...	85		
	Tasmania ...	1 10	...	1 10	...	50		
		100 14	19	119 14	...	12,441		
Millinery ...	United Kingdom ...	380 packages...	2 packages ...	382 packages...	...	23,081		
	New South Wales...	1 "	1 "	10		
	South Australia ...	3 "	3 "	70		
	Tasmania ...	11 "	11 "	450		
	Ceylon ...	23 "	23 "	991		
	Hamburg	3 " ...	3 "	150		
	New York	2 " ...	2 "	200		
	Suez ...	24 "	24 "	1,723		
			442 packages...	7 packages ...	449 packages...	...	26,675	
	Miscellaneous Articles ...	United Kingdom ...	8,695 packages	151 packages...	8,846 packages	...	35,421	
New South Wales...		574 " ...	2 " ...	576 "	3,792		
New Zealand ...		38 "	38 "	233		
South Australia ...		10 "	10 "	92		
Tasmania ...		78 "	78 "	722		
Western Australia		...	1 " ...	1 "	20		
Amsterdam	1 " ...	1 "	2		
Bordeaux	91 " ...	91 "	134		
Boston	32 " ...	32 "	589		
Calcutta ...		15 " ...	1 " ...	16 "	153		
Ceylon ...		38 "	38 "	482		
Fiji Islands ...		42 " ...	15 " ...	57 "	605		
Hamburg	60 " ...	60 "	1,278		
Holland	7 " ...	7 "	55		
Hong Kong ...		580 " ...	83 " ...	663 "	3,767		
New York	33 " ...	33 "	170			

	Rotterdam	1	"	1	"	5		
	San Francisco	36	"	36	"	500		
	Singapore ...	1	"	1	"	25		
	Suez ...	13	"	13	"	223		
	Vancouver's Island	30	"	30	"	30		
		10,114 packages	514 packages	10,628 packages	48,298		
		Cwt.	qrs.	lbs.	Cwt.	qrs.	Cwt.	qrs.	lbs.
Molasses and Treacle ...	United Kingdom ...	37	0	4	37	0	4	...	54
	Boston	199	2	199	2	0	...	400
		37	0	4	199	2	236	2	4	35 10 1	...
	United Kingdom	2 9 11	...
" " Warehoused	United Kingdom ...	6 casks, 3 barrels	6 casks, 3 barrels	20
	Calcutta ...	190 hhds.	100 hhds.	600
	Manilla	1 keg	1 keg	3
		6 casks, 3 brls., 100 hhds.	1 keg	6 casks, 3 brls., 100 hhds., 1 keg	1,077	38 0 0	...
		Tons	cwt.	...	Tons	cwt.	Tons	cwt.
Nails and Screws ...	United Kingdom ...	923	10	...	114	1	1,037	11	35,877
	New South Wales...	5	7	5	7	242
	New Zealand ...	0	3	0	3	7
	South Australia ...	11	0	11	0	350
	Tasmania ...	2	0	2	0	100
	Bordeaux	1	1	1	1	45
	Boston	28	1	28	1	889
	New York	224	11	224	11	4,038
	Rotterdam	1	0	1	0	20
		942	0	...	368	14	1,310	14	41,568
Naphtha ...	United Kingdom ...	10,300 gallons	2,030 gallons	12,330 gallons	3,413
	New South Wales...	970	"	970	"	390
	New Zealand ...	150	"	150	"	48
	Tasmania ...	380	"	380	"	130
		11,800 gallons	2,030 gallons	13,830 gallons	3,981
Nets ...	United Kingdom ...	55 No.	55 No.	591
	New South Wales...	5	"	5	"	50
	Tasmania ...	2	"	2	"	60
		62 No.	62 No.	701

3s. per cwt.
18 Vic., No. 9,
8th Dec., 1854

IMPORTS.

General Imports into the Colony of Victoria during the Year ended 31st December, 1861,—*continued.*

Articles.	Countries whence Imported.	Quantities.				Value in Sterling of Total Imports.	Duty.	
		Imported.			Entered for Home Consumption.		Gross Amount received in Sterling.	Rate, and when Imposed.
		In British Vessels.	In Foreign Vessels.	Total.				
Nuts	United Kingdom ...	1,269 bushels	...	1,269 bushels	...	£	£ s. d.	
	New South Wales...	634 "	...	634 "	...	704		
	Tasmania ...	630 "	...	630 "	...	314		
	Bordeaux	120 bushels	120 "	...	355		
	Hong Kong ...	2,652 "	1,299 "	3,951 "	...	60		
			5,185 bushels	1,419 bushels	6,604 bushels	...	2,048	
„ Almonds	United Kingdom ...	632 bushels	202 bushels	834 bushels	...	3,481		
	Bordeaux	536 "	536 "	...	1,330		
		632 bushels	738 bushels	1,370 bushels	...	616		
„ Cocoa	New South Wales...	1,800 No.	...	1,800 No.	...	1,946		
	Ceylon ...	25,000 "	...	25,000 "	...	36		
	Fiji Islands ...	29,210 "	1000 No.	30,210 "	...	185		
	Singapore ...	3,000 "	...	3,000 "	...	321		
		59,010 No.	1000 No.	60,010 No.	...	22		
Oakum	United Kingdom ...	Tons cwt. 1 2	...	Tons cwt. 1 2	...	564		
	Tasmania ...	2 8	...	2 8	...	37		
		3 10	...	3 10	...	65		
Oars	United Kingdom ...	129 No.	...	129 No.	...	124		
	New South Wales	20 "	...	20 "	...	12		
	New York	1,643 No.	1,643 "	...	430		
		149 No.	1,643 No.	1,792 No.	...	566		
Oil, viz. :— Black	United Kingdom ...	170 gallons	...	170 gallons	...	45		

		New Zealand	669	"	669	"	100
		Tasmania	1,080	"	1,080	"	295
			1,919	gallons	1,919	gallons	440
Cocanut	...	Fiji Islands	38,905	gallons	38,905	gallons	7,154
		Singapore	100	"	100	"	10
			39,005	gallons	39,005	gallons	7,164
Colza	...	United Kingdom	13,619	gallons	...	14,825	gallons	...	28,444	gallons	7,636
		Bordeaux	1,000	"	...	1,000	"	300
		Hamburg	1,370	"	...	1,370	"	390
		New York	2,040	"	...	2,040	"	510
			13,619	gallons	...	19,235	gallons	...	32,854	gallons	8,836
Kerosine	...	United Kingdom	12,546	gallons	...	875	gallons	...	13,421	gallons	3,735
		Tasmania	33	"	33	"	10
		Boston	44,159	"	...	44,159	"	13,960
		New York	56,290	"	...	56,290	"	15,255
			12,579	gallons	...	101,324	gallons	...	113,903	gallons	32,960
Linseed	...	United Kingdom	29,762	gallons	...	8,139	gallons	...	37,901	gallons	7,807
		New South Wales	4	"	4	"	4
		Tasmania	10	"	10	"	2
			29,776	gallons	...	8,139	gallons	...	37,915	gallons	7,813
Olive	...	United Kingdom	10,252	gallons	...	2,750	gallons	...	13,002	gallons	5,841
		South Australia	60	"	60	"	64
		Tasmania	2	"	2	"	5
		Bordeaux	920	"	...	920	"	365
			10,314	gallons	...	3,670	gallons	...	13,984	gallons	6,275
Rape	...	United Kingdom	1,600	gallons	1,600	gallons	200
Sperm	...	New Zealand	1,200	gallons	1,200	gallons	360
		Tasmania	11,755	"	11,755	"	3,690
			12,955	gallons	12,955	gallons	4,050

IMPORTS.

General Imports into the Colony of Victoria during the Year ended 31st December, 1861,—continued.

Articles...	Countries whence Imported.	Quantities.			Entered for Home Consumption.	Value in Sterling of Total Imports.	Duty.	
		Imported.					Gross Amount received in Sterling.	Rate, and when Imposed.
		In British Vessels.	In Foreign Vessels.	Total.				
					£	£	s. d.	
Oil, Undescribed	United Kingdom ...	39,961 gallons	26,079 gallons	66,040 gallons	...	18,822		
	New South Wales...	15,717 "	...	15,717 "	...	2,597		
	New Zealand ...	2,159 "	...	2,159 "	...	410		
	Tasmania ...	680 "	...	680 "	...	210		
	Bordeaux	771 "	771 "	...	595		
	Boston	13,764 "	13,764 "	...	5,900		
	Calcutta	5,300 "	5,300 "	...	1,200		
	Ceylon ...	8 "	...	8 "	...	15		
	Hamburg	1,058 "	1,058 "	...	310		
	Hong Kong ...	115,271 "	28,575 "	143,846 "	...	36,964		
	New York	58,012 "	58,012 "	...	16,250		
Rotterdam	756 "	756 "	...	160			
		173,796 gallons	134,315 gallons	308,111 gallons	...	83,433		
Oilcloth	United Kingdom ...	196 packages	36 packages	232 packages	...	4,573		
	New South Wales...	1 "	...	1 "	...	10		
	Tasmania ...	2 "	...	2 "	...	60		
		199 packages	36 packages	235 packages	...	4,643		
Oilmen's Stores	United Kingdom ...	62,266 packages	15,021 packages	77,287 packages	...	187,080		
	New South Wales...	2,833 "	...	2,833 "	...	4,285		
	New Zealand ...	65 "	...	65 "	...	105		
	South Australia ...	647 "	...	647 "	...	754		
	Tasmania ...	697 "	...	697 "	...	1,366		
	Amsterdam	1 "	1 "	...	2		
	Bordeaux	528 "	528 "	...	846		
	Boston	158 "	158 "	...	867		
	Calcutta ...	1,730 "	62 "	1,792 "	...	2,853		
	Ceylon ...	8 "	...	8 "	...	45		
	Hamburg	22 "	22 "	...	38		
	Hong Kong ...	12,259 "	8,896 "	21,155 "	...	27,500		
	Madras ...	1 "	...	1 "	...	3		
New York	816 "	816 "	...	1,823			

No. 9, 2 f.

		Rotterdam	40 "	...	40 "	34	
		San Francisco	160 "	...	160 "	188	
		Vancouver's Island	12 ,,	12 "	80	
			80,518 packages ...	25,704 packages	...	106,222 packages	227,869	
			Tons cwt.			Tons cwt.					
	Onions	New South Wales...	7 1	7 1	139	
		South Australia ...	5 5	5 5	41	
		Tasmania ...	70 17	70 17	853	
		Hong Kong ...	5 0	5 0	17	
			88 3	88 3	1,050	
			lbs. oz.	lbs.		lbs. oz.					
	Opium	United Kingdom ...	130 10	1	...	131 10	342	
		New South Wales...	96 0	96 0	340	
		South Australia ...	1 4	1 4	4	
		Ceylon ...	62 0	62 0	120	
		Fou-tchow-foo ...	96 0	96 0	360	
		Hong Kong ...	2,785 10	2,832	...	5,617 10	19,765	
			3,171 8	2,833	...	6,004 8	3,002 5 0
								lbs. oz.			
		United Kingdom	590 12	
		New South Wales...	915 8	
		Aden	307 0	
		Bombay	159 0	
		Calcutta	1,137 8	
		Ceylon	3,060 0	
		Hong Kong	15,284 14	
		New York	48 0	
		Suez	3,525 0	
								25,027 10	...	12,513 18 10	
	Warehoused	United Kingdom ...	12 cases, 2 chests	12 cases, 2 chests	2,718	...
		New South Wales...	10 boxes, 14 cases, 3 chests	10 boxes, 14 cases, 3 chests	5,240	...
		Aden ...	2 half-chests	2 half-chests	200	...
		Calcutta ...	5 chests	5 chests	960	...
		Ceylon ...	32 chests, 55 cases, 38 boxes	32 chests, 55 cases, 38 boxes	22,745	...
		Hong Kong ...	40 cases, 122 boxes	67 cases, 175 boxes	...	107 cases, 297 boxes	64,175	...
		Suez ...	2 chests, 12 cases	2 chests, 12 cases	2,320	...
			133 cases, 44 chests, 2 half-chests, 170 boxes	67 cases, 175 boxes	...	200 cases, 44 chests, 2 half-chests, 345 boxes	119,289	15,516 3 10

10s. per lb.
21 Vic., No. 7,
9th July, 1859.

IMPORTS.

General Imports into the Colony of Victoria during the Year ended 31st December, 1861,—continued.

Articles.	Countries whence Imported.	Quantities.				Value in Sterling of Total Imports.	Duty.	
		Imported.			Entered for Home Consumption.		Gross Amount received in Sterling.	Rate, and when Imposed.
		In British Vessels.	In Foreign Vessels.	Total.				
Paintings and Engravings	United Kingdom ...	119 packages ...	4 packages ...	123 packages	£ 3,051	£ s. d.	
	New South Wales...	5 "	5 "	336		
	South Australia ...	6 "	6 "	45		
	Tasmania ...	2 "	2 "	10		
	Bordeaux	1 " ...	1 "	15		
	Ceylon ...	5 "	5 "	47		
	Hamburg	32 " ...	32 "	535		
	New York	1 " ...	1 "	50		
	Rotterdam	2 " ...	2 "	20		
	Suez ...	2 "	2 "	15		
		139 packages ...	40 packages ...	179 packages	4,124		
Paints, &c. ...		Tons cwt.	Tons cwt.	Tons cwt.				
	United Kingdom ...	523 12	74 0	597 12	...	21,994		
	New South Wales...	0 7	...	0 7	...	12		
	New Zealand ...	2 15	...	2 15	...	97		
	South Australia ...	1 0	...	1 0	...	40		
	Tasmania ...	0 3	...	0 3	...	6		
	Boston	1 15	1 15	...	70		
	Gottenburg	0 6	0 6	...	5		
	New York	2 0	2 0	...	150		
			527 17	78 1	605 18	...	22,374	
Paperhangings ...	United Kingdom ...	1,876 packages ...	23 packages ...	1,899 packages	27,095		
	New South Wales...	1 "	1 "	10		
	New Zealand ...	1 "	1 "	50		
		1,878 packages ...	23 packages ...	1,901 packages	27,155		
Perfumery ...	United Kingdom ...	180 packages ...	16 packages ...	196 packages	3,482		
	New South Wales...	5 "	5 "	100		
	Ceylon ...	1 "	1 "	2		

	Hong Kong ...	2	"	...	8	"	...	10	"	69
	Rotterdam	7	"	...	7	"	180
	-	188 packages	31 packages	219 packages...	3,833
Photographic Goods ...	United Kingdom ...	125 packages...	3 packages	128 packages...	3,399
	Boston	36 "	36 "	850
	Ceylon ...	2	"	2	"	21
	Hamburg	2	"	...	2	"	20
	Rotterdam	1	"	...	1	"	5
	Suez ...	1	"	1	"	10
	-	128 packages	42 packages	170 packages...	4,305
Pipes, Drain ...	United Kingdom ...	6,113 No.	1,403 No.	7,516 No.	6,089
	New South Wales...	7 "	7 "	55
	-	6,120 No.	1,403 No.	7,523 No.	6,144
" Tobacco ...	United Kingdom ...	2,080 packages	116 packages...	2,196 packages	7,315
	Tasmania ...	102 "	102 "	35
	Ceylon ...	4 "	4 "	270
	Hamburg	3 "	3 "	110
	Hong Kong ...	23 "	12 "	35 "	274
	Rotterdam	184 "	184 "	415
	Suez ...	1 "	1 "	5
	-	2,210 packages	315 packages...	2,525 packages	8,424
Pitch, Tar, &c. ...	United Kingdom ...	945 packages...	402 packages...	1,347 packages	2,319
	Tasmania ...	18 "	18 "	60
	New York	200 "	200 "	310
	United States	10 "	10 "	16
	-	963 packages	612 packages...	1,575 packages	2,705
Plants ...	United Kingdom ...	46 packages	5 packages...	51 packages...	568
	New South Wales...	406 "	406 "	1,499
	New Zealand ...	1 "	1 "	2
	South Australia ...	20 "	20 "	76
	Tasmania ...	99 "	99 "	134
	Calcutta ...	1 "	1 "	5
	Ceylon ...	3 "	3 "	85
	Hong Kong	110 "	110 "	155
	New York	3 "	3 "	50
	Rotterdam	1 "	1 "	10
	Suez ...	1 "	1 "	10
	-	577 packages	119 packages...	696 packages...	2,594

I M P O R T S .

General Imports into the Colony of Victoria during the Year ended 31st December, 1861,—*continued.*

Articles.	Countries whence Imported.	Quantities.				Value in Sterling of Total Imports.	Duty.	
		Imported.			Entered for Home Consumption.		Gross Amount received in Sterling.	Rate, and when imposed.
		In British Vessels.	In Foreign Vessels.	Total.				
Plate	United Kingdom ...	23 packages	23 packages	£ 2,551	£ s. d.	
	New South Wales...	1 "	1 "	20		
	Ceylon	9 "	9 "	844		
	Suez	26 "	26 "	4,594		
			59 packages	59 packages		8,009
Platedware	United Kingdom ...	150 packages...	7 packages ...	157 packages...	...	12,452		
	Tasmania	3 "	3 "	301		
	Ceylon	1 "	1 "	200		
	Hamburg	1 " ...	1 "	3		
	Suez	3 "	3 "	153		
		157 packages...	8 packages ...	165 packages...	...	13,109		
Plumbers' ware...	United Kingdom ...	279 packages...	24 packages ...	303 packages...	...	3,723		
	Boston	4 " ...	4 "	60		
	New York	1 " ...	1 "	60		
			279 packages...	29 packages ...	308 packages...	...		3,843
Potatoes		Tons cwt.		Tons cwt.				
	United Kingdom ...	0 10	...	0 10	...	10		
	New South Wales...	60 9	...	60 9	...	762		
	South Australia ...	18 0	...	18 0	...	90		
	Tasmania	4,758 7	...	4,758 7	...	25,878		
		4,837 6	...	4,837 6	...	26,740		
Preserves		Tons cwt.		Tons cwt.				
	United Kingdom ...	119 14	19 10	139 4	...	13,920		
	New South Wales...	3 0	...	3 0	...	307		
	South Australia ...	0 1	...	0 1	...	2		
	Tasmania	45 0	...	45 0	...	3,689		
	Batavia	0 9	0 9	...	5		
Bordeaux	3 3	3 3	...	531			

	Boston	0	1	...	0	1	5	
	Calcutta	0	2	0	2	8	
	Hamburg	0	2	...	0	2	10	
	Hong Kong	37	4	...	16	10	...	53	14	...	4,749	
			205	1		39	15		244	16		23,226	
Printing Materials	United Kingdom	400	packages	...	73	packages	...	473	packages	...	5,303	
	Ceylon	3	"	3	"	...	7	
	New York	"	...	1	"	...	1	"	...	15	
			403	packages	...	74	packages	...	477	packages	...	5,325	
Provisions, Preserved	United Kingdom	7,003	packages	...	36	packages	...	7,039	packages	...	12,951	
	New South Wales	852	"	852	"	...	1,103	
	New Zealand	1,879	"	1,879	"	...	193	
	Tasmania	1	"	1	"	...	1	
	Amsterdam	6	"	...	6	"	...	28	
	Bordeaux	8	"	...	8	"	...	72	
	Boston	79	"	...	79	"	...	240	
	Calcutta	14	"	14	"	...	16	
	Hamburg	27	"	...	27	"	...	36	
	Hong Kong	12,126	"	...	7,446	"	...	19,572	"	...	29,242	
San Francisco	9	"	...	9	"	...	37		
			21,875	packages	...	7,611	packages	...	29,486	packages	...	43,919	
Provisions, Salted, viz.:— Bacon	United Kingdom	Tons	cwt.	qrs.	...	Tons	cwt.	...	Tons	cwt.	qrs.	41,080
	New South Wales	385	17	2	...	6	10	...	392	7	2	84
	South Australia	0	14	0	0	14	0	200
	Tasmania	3	4	0	3	4	0	56
				0	2	2	0	2	2
			389	18	0		6	10		396	8	0	
Beef	United Kingdom	Tons	cwt.	...	Tons	cwt.	...	Tons	cwt.	...	1,277	
	New Zealand	14	1	14	1	...	285	
	Tasmania	12	0	12	0	...	3	
	Boston	0	2	9	0	...	9	0	295	
	New York	54	8	...	54	8	1,780	
			26	3		63	8		89	11		3,640	

IMPORTS.

General Imports into the Colony of Victoria during the Year ended 31st December, 1861,—continued.

Articles.	Countries whence Imported.	Quantities.				Value in Sterling of Total Imports.	Duty.	
		Imported.			Entered for Home Consumption.		Gross Amount received in Sterling.	Rate, and when Imposed.
		In British Vessels.	In Foreign Vessels.	Total.				
		Tons cwt. qrs.	Tons cwt.	Tons cwt. qrs.		£	£ s. d.	
Provisions, Salted, viz.— Hams	United Kingdom ...	580 15 0	16 12	597 7 0	...	66,172		
	Queensland ...	0 4 0	...	0 4 0	...	20		
	South Australia ...	1 3 0	...	1 3 0	...	125		
	Tasmania ...	0 3 2	...	0 3 2	...	15		
	Bordeaux	0 2	0 2 0	...	15		
	Hamburg	0 10	0 10 0	...	34		
		582 5 2	17 4	599 9 2	...	66,381		
Pork	United Kingdom ...	31 13	...	31 13	...	2,090		
	New South Wales... ..	0 2	...	0 2	...	5		
	New Zealand ...	10 10	...	10 10	...	280		
	South Australia ...	4 10	...	4 10	...	232		
	Boston	2 0	2 0	...	100		
			46 15	2 0	48 15	...	2,707	
Quicksilver	United Kingdom ...	1,854 bottles	110 bottles	1,964 bottles	...	16,016		
	New South Wales... ..	155 "	155 "	1,322		
	Hamburg	1 " ...	1 "	10		
	San Francisco	1,050 " ...	1,050 "	8,630		
	Suez ...	100 "	100 "	800		
			2,109 bottles	1,161 bottles	3,270 bottles	...	26,778	
Railway Materials ...	United Kingdom	314,031		
	New South Wales...	1,082		
	South Australia	98		
	Tasmania	2,375		
	Rotterdam	1,809		
					...	319,395		

Resin	United Kingdom ...	446 packages	...	399 packages	...	845 packages	1,799	
			South Australia ...	18 "	18 "	32	
			Tasmania ...	93 "	93 "	151	
			Boston	1,767 "	...	1,767 "	3,110	
			New York	3,430 "	...	3,430 "	5,398	
				557 packages	...	5,596 packages	...	6,153 packages	10,490	
Saddlery	United Kingdom ...	1,057 packages	...	52 packages	...	1,109 packages	59,597	
			New South Wales...	21 "	21 "	983	
			South Australia ...	9 "	9 "	380	
			Tasmania ...	7 "	7 "	30	
			Calcutta ...	6 "	...	3 "	9 "	25	
			Ceylon ...	1 "	1 "	15	
			Hong Kong	1 "	1 "	10	
			New York	25 "	25 "	1,150	
				1,101 packages	...	81 packages	...	1,182 packages	62,190	
Sago	United Kingdom ...	12,749 lbs.	12,749 lbs.]	175	
			New South Wales...	2,240 "	2,240 "	30	
			New Zealand ...	672 "	672 "	6	
			Tasmania ...	2,176 "	2,176 "	72	
			San Francisco ...	111,880 "	111,880 "	1,061	
				129,717 lbs.	129,717 lbs.	1,344	
Salt		Tons cwt.		Tons cwt.		Tons cwt.				
			United Kingdom ...	9,637	13	1,020	5	10,657	18	53,770
			New South Wales...	105	9	105	9	893
			South Australia ...	520	10	520	10	4,532
			Tasmania ...	77	2	77	2	799
			Amsterdam	50	0	50	0	400
			Boston	2	0	2	0	10
New York	50	0	50	0	160			
				10,340	14	1,122	5	11,462	19	...	60,564	
Saltpetre	United Kingdom ...	Tons cwt.	31	3	3	1	34	4	1,922	
			Calcutta	0	15	0	15	30
				31	3	3	16	34	19	1,952

IMPORTS.

General Imports into the Colony of Victoria during the Year ended 31st December, 1861,—*continued.*

Articles.	Countries whence Imported.	Quantities.				Entered for Home Consumption.	Value in Sterling of Total Imports.	Duty.	
		Imported.			Gross Amount received in Sterling.			Rate, and when Imposed.	
		In British Vessels.	In Foreign Vessels.	Total.					
Seeds	United Kingdom ...	626 packages	51 packages	677 packages	...	£	£	s.	d.
	New South Wales...	104 "	...	104 "	...	5,164			
	New Zealand ...	690 "	...	690 "	...	297			
	South Australia ...	13 "	...	13 "	...	600			
	Tasmania ...	220 "	...	220 "	...	111			
	Ceylon ...	19 "	...	19 "	...	432			
	Hamburg	40 "	40 "	...	60			
	Holland	10 "	10 "	...	440			
	Hong Kong ...	280 "	130 "	410 "	...	18			
	New York	11 "	11 "	...	860			
	Suez ...	4 "	...	4 "	...	213			
		1,956 packages	242 packages	2,198 packages	...	8,211			
Shipchandlery	United Kingdom ...	84 packages	11 packages	95 packages	...	1,893			
	New South Wales...	137 "	...	137 "	...	288			
	New Zealand ...	28 "	...	28 "	...	21			
	Ceylon ...	1 "	...	1 "	...	14			
	Fiji Islands ...	3 "	...	3 "	...	75			
	New York	294 "	294 "	...	80			
		253 packages	305 packages	558 packages	...	2,371			
Silks	United Kingdom ...	173 packages	1 package	174 packages	...	26,912			
	New South Wales...	1 "	...	1 "	...	40			
	Batavia ...	1 "	...	1 "	...	20			
	Boston	1 "	1 "	...	50			
	Ceylon ...	66 "	...	66 "	...	7,117			
	Hong Kong ...	11 "	4 "	15 "	...	730			
	Suez ...	308 "	...	308 "	...	39,438			
		560 packages	6 packages	566 packages	...	74,307			
Skins	United Kingdom ...	36 No.	...	36 No.	...	80			
	New South Wales...	1,870 "	...	1,870 "	...	264			
	New Zealand ...	2,391 "	...	2,391 "	...	438			

No. 9, 2 h.

		South Australia ...	3,154	„	3,154	„	287	
		Tasmania ...	803	„	803	„	147	
			8,254	No.	8,254	No.	1,216	
Slates		United Kingdom ...	1,086,158	No.	...	52,600	No.	...	1,138,758	No.	...	15,431	
		New South Wales...	64,700	„	64,700	„	1,294	
		New Zealand ...	57,020	„	57,020	„	535	
		South Australia ...	132,083	„	132,083	„	2,115	
		Tasmania ...	61,345	„	61,345	„	877	
			1,401,306	No.	...	52,600	No.	...	1,453,906	No.	...	20,252	
Slate Slabs		United Kingdom ...	436	No.	436	No.	249	
Soap		United Kingdom ...	86	5	0	55	3	141	8	0	...	5,024	
		New South Wales...	16	8	2	16	8	2	...	568	
		South Australia ...	2	0	0	2	0	0	...	150	
		Tasmania ...	5	15	0	5	15	0	...	249	
		Bordeaux	0	7	0	7	0	...	23	
		Hamburg	1	11	0	1	11	0	...	150
		United States	2	0	0	2	0	0	...	72
			110	8	2	59	1	169	9	2	...	6,236	
Specie, viz. :— Copper		New South Wales...	24	
Gold		New South Wales...	519,220	
		South Australia	10,000	
		Tasmania	22,500	
												551,720	
Silver		Tasmania	100	
		Hong Kong	35	
												135	

IMPORTS.

General Imports into the Colony of Victoria during the Year ended 31st December, 1861,—continued.

Articles.	Countries whence Imported.	Quantities.				Entered for Home Consumption.	Value in Sterling of Total Imports.	Duty.	
		Imported.			Total.			Gross Amount received in Sterling.	Rate, and when imposed.
		In British Vessels.	In Foreign Vessels.						
Specimens of Natural History	United Kingdom ...	3 packages	3 packages	£ 100	£ s. d.		
	New South Wales...	4 "	4 "	74			
	Tasmania ...	2 "	2 "	30			
	Calcutta ...	1 "	1 "	20			
	Hamburg	1 package	1 "	1			
	Rotterdam	6 "	6 "	100			
		10 packages	7 packages	17 packages	325			
Spices	United Kingdom ...	1,641 packages; 1 ton, 14 cwt. 2 qrs. .	538 packages	2,179 packages; 1 ton, 14 cwt., 2 qrs.	8,527			
	New South Wales...	556 packages	556 packages	1,775			
	South Australia ...	193 "	193 "	456			
	Tasmania ...	234 "	234 "	655			
	Batavia ...	9 "	41 "	50 "	225			
	Calcutta ...	6 "	3 "	9 "	45			
	Ceylon ...	181 "	181 "	1,210			
	Fou-tchow-foo	41 "	41 "	210			
	Hong Kong ...	979 "	1,540 "	2,519 "	2,956			
	Mauritius ...	75 "	75 "	210			
Singapore ...	1,592 "	1,592 "	4,300				
		5,466 packages; 1 ton, 14 cwt., 2 qrs.	2,163 packages	7,629 packages; 1 ton, 14 cwt., 2 qrs.	20,569			
Spirits, viz.:— Brandy	United Kingdom ...	Gals. 10ths. 32nds. 184 1 17	Gals. 10ths. 32nds. 88 2 16	Gals. 10ths. 32nds. 273 3 1	165	10s. per gallon, 18 Vic., No. 9, 8th Dec., 1854.	
	New South Wales...	93 4 5	93 4 5	125			
	South Australia ...	144 0 27	144 0 27	153			
	Tasmania ...	234 5 28	234 5 28	189			

Bordeaux	222	0	30	222	0	30	240	
Calcutta	2	0	0	2	0	0	2	
France	166	8	19	166	8	19	174	
Hamburg	7	5	23	7	5	23	8	
New York	1	0	5	1	0	5	2	
				658	0	13	489	5	29	1,148	5	10	535 18 2
United Kingdom	Gals. 10ths. 32nds.			
New South Wales	296,239	2	29	
New Zealand	2,507	6	22	
South Australia	183	3	18	
Tasmania	2,564	9	9	
Bordeaux	2,775	3	19	
Bremen	92,804	0	27	
Calcutta	34	8	0	
France	698	9	21	
Hamburg	1,008	2	21	
Mauritius	3,007	4	19	
New York	53	7	2	
Rotterdam	1,990	6	29	
San Francisco	681	9	0	
Timor	17	6	0	
				43	0	4	
										404,616	4	28	202,309 10 2
Warchoused													
United Kingdom	...	2,592 hhds., 918 qr.-casks, 98 barrels, 4 casks, 30,340 cases, 8,447 gals.	...	425 hhds., 163 qr.-casks, 16,570 cases	...	3,017 hhds., 1,081 qr.-casks, 98 barrels, 4 casks, 46,910 cases, 8,447 gals.	171,139	
New South Wales	...	653 cases, 1 hhd.	653 cases, 1 hhd.	606	
New Zealand	...	4 qr.-casks	4 qr.-casks	20	
South Australia	...	556 cases, 68 hhds., 10 qr.-casks.	556 cases, 68 hhds., 10 qr.-casks	2,015	
Tasmania	...	641 cases, 10 hogsheads, 8 casks, 46 qr.-casks, 3 barrels	641 cases, 10 hhds., 8 casks, 46 qr.-casks, 3 barrels	1,521	
Bordeaux	11,811 cases, 954 hhds., 172 casks, 1,822 qr.- casks	...	11,811 cases, 954 hhds., 172 casks, 1,822 qr.- casks	73,942	
France	4 hhds., 6 casks, 185 cases	...	4 hhds., 6 casks, 185 cases	473	
Hamburg	20 cases	...	20 cases	15	
San Francisco	...	1 cask	1 cask	30	
		2,671 hhds., 978 qr.-casks, 101 barrels, 13 casks, 32,190 cases, 8,447 gals.		1,383 hhds., 1,985 qr.- casks, 178 casks, 28,586 cases		4,054 hhds., 2,963 qr.-casks, 101 barrels, 191 casks, 60,776 cases, 8,447 gals.				250,819	202,845 8 4

IMPORTS.

General Imports into the Colony of Victoria during the Year ended 31st December, 1861,—continued.

Articles.	Countries whence Imported.	Quantities.							Entered for Home Consumption.	Value in Sterling of Total Imports.	Duty.				
		Imported.						Gross Amount received in Sterling.			Rate, and when Imposed.				
		In British Vessels.			In Foreign Vessels.							Total.			
Gals.	10ths.	32nds.	Gals.	10ths.	32nds.	Gals.	10ths.	32nds.	£	£	s. d.				
Spirits—continued, viz.:— Cordials	United Kingdom ...	23	0	15	22	5	20	46	5	3	79	...	10s. per gallon, 18 Vic., No. 9, 8th Dec., 1854.
	Amsterdam	0	0	6	0	0	6	
	Bordeaux	139	6	13	139	6	13	390	...	
	Boston	74	0	8	74	0	8	292	...	
	Hamburg	62	4	7	62	4	7	46	...	
	United States	35	0	0	35	0	0	77	...	
		23	0	15	334	5	22	358	5	5	179 6 6	
	United Kingdom	253	9	27		
	New South Wales...	1	0	20		
	South Australia	12	0	12		
	Tasmania	1	0	9		
	Bordeaux	389	3	5		
	Cadiz	80	5	29		
	Hamburg	444	5	2		
	Marseilles	229	9	17		
	New York	79	0	28		
	Rotterdam	54	6	1		
											1,549	7	22	...	775 4 10
Warehoused	United Kingdom ...	160 cases, 20 gallons			50 cases			210 cases, 20 gals.			345		
	New South Wales...	200 cases			...			200 cases			440		
	South Australia ...	35 cases			...			35 cases			70		
	Bordeaux			91 cases, 17 packages			91 cases, 17 packages			280		
	New York			225 cases			225 cases			372		
	Rotterdam			20 cases			20 cases			350		
		395 cases, 20 gallons			386 cases, 17 packages			781 cases, 17 packages, 20 gals.			2,741		954 11 4

Gin

	Gals.	10ths.	32nds.	Gals.	10ths.	32nds.	Gals.	10ths.	32nds.		
United Kingdom ...	1,193	2	13	1,724	0	7	2,917	2	20	...	964
New South Wales...	12	0	0	12	0	0	...	18
New Zealand ...	34	3	0	34	3	0	...	10
South Australia ...	0	9	8	0	9	8	...	1
Tasmania ...	8	3	14	8	3	14	...	4
Amsterdam	10	7	28	10	7	28
Hamburg	23	3	24	23	3	24	...	9
Holland	3,186	7	23	3,186	7	23	...	923
New York	1	0	0	1	0	0	...	1
Rotterdam ...	2	5	15	30	6	13	33	1	28	...	8

1,252 2 18 4,978 3 31 6,231 5 17 ... 3,098 12 2

	Gals.	10ths.	32nds.	Gals.	10ths.	32nds.	Gals.	10ths.	32nds.		
United Kingdom	153,455	3	23
New South Wales...	11,495	1	10
New Zealand	499	6	0
South Australia	81	3	0
Tasmania	574	2	0
Amsterdam	34,942	7	18
Bordeaux	178	0	8
Hamburg	237	6	11
Holland	14,009	8	19
Rotterdam	115,348	7	1

330,824 3 26 ... 165,414 16 3

„ Waredoused ...

United Kingdom ...	38,168 cases, 12 hhds., 20 qr.-casks, 7,426 gals.	26,693 cases	64,861 cases, 12 hhds., 20 qr.-casks, 7,426 gals.	45,854
New South Wales...	3,934 cases, 3 casks	...	3,934 cases, 3 casks	2,971
New Zealand ...	4 hhds., 3 qr.-casks, 66 cases	17 cases	4 hhds., 3 qr.-casks, 83 cases	116
South Australia ...	6 hhds., 5 qr.-casks	...	6 hhds., 5 qr.-casks	70
Tasmania ...	36 hhds., 26 qr.-casks	...	36 hhds., 26 qr.-casks	300
Amsterdam	12,552 cases	12,552 cases	9,354
Holland	17,175 cases	17,175 cases	10,838
Rotterdam	74,217 cases, 50 half-cases	74,217 cases, 50 half-cases	52,111

42,168 cases, 58 hhds., 54 qr.-casks, 3 casks, 7,426 gallons 130,654 cases, 50 half-cases 172,822 cases, 58 hhds., 54 qr.-casks, 3 casks, 50 half-cases, 7,426 gallons 123,552 168,513 8 5

IMPORTS.

General Imports into the Colony of Victoria during the Year ended 31st December, 1861,—*continued.*

Articles.	Countries whence Imported.	Quantities.						Entered for Home Consumption.	Value in Sterling of Total Imports.	Duty.			
		Imported.								Gals. 10ths. 32nds.	£	s. d.	Rate, and when Imposed.
		In British Vessels.		In Foreign Vessels.		Total.							
Gals.	10ths.	Gals.	10ths.	Gals.	10ths.	Gals.	10ths.	32nds.	£	s.	d.		
Spirits— <i>continued.</i> of Wine ...	United Kingdom ...	269	9	66	2	336	1	...	117	10s. per gallon, 18 Vict., No. 9, 8th Dec., 1854.	
	South Australia ...	45	2	45	2	...	8		
	Boston	325	0	325	0	...	50		
		315	1	391	2	706	3	353	3 0		
	United Kingdom	4,901	9 8		
	New South Wales...	66	8 0		
	South Australia	98	8 0		
	Amsterdam	288	0 0		
	Boston	49	6 0		
	Hamburg	287	2 0		
New York	81	6 0			
San Francisco *	202	1 0			
							5,976	1 8	...	2,988	2 6		
" Warehoused ...	United Kingdom ...	24 hhds., 50 qr.-casks, 8 casks	6 quarter-casks	24 hhds., 56 qr.-casks, 8 casks	993		
	South Australia ...	1 hogshead	...	1 hogshead	18		
	New York	25 quarter-casks	25 quarter-casks	200		
		25 hhds., 50 qr.-casks, 8 casks	31 quarter-casks	25 hhds., 81 qr.-casks, 8 casks	1,386	3,341	5 6		
Perfumed ...	United Kingdom ...	Gals. 10ths. 32nds. 1,013 1 5	Gals. 10ths. 32nds. 131 4 16	Gals. 10ths. 32nds. 1,144 5 21	4,210		
	New South Wales	12 0 24	...	12 0 24	20		
	Bordeaux	8 0 16	8 0 16	40		
	Ceylon ...	0 0 27	...	0 0 27	1		
	Hamburg	13 0 22	13 0 22	81		
	Rotterdam ...	79 0 22	13 0 0	92 0 22	225		
		1,106 1 14	166 4 22	1,273 5 4	636	16 6		

		United Kingdom	Gals. 10ths. 32nds.		
		Amsterdam	364 3 24		
		Hamburg	55 1 5		
									339 9 9		
									740 3 6	...	370 5 0
	„	Warehoused	United Kingdom ...	21 cases	21 cases	...	580	
			Hamburg	58 cases	...	405	
				21 cases	79 cases	...	5,562	1,007 1 6
	Rum	...	United Kingdom ...	Gals. 10ths.	Gals. 10ths.	...	40	...
			New Zealand ...	126 4	126 4	...	1	...
				2 0	2 0	64 4 0
				128 4	128 4
			United Kingdom	Gals. 10ths. 32nds.		
			New South Wales	151,790 2 5		
			New Zealand	1,539 4 0		
			South Australia	67 1 0		
			Tasmania	302 2 0		
			Bahia	517 1 0		
			Batavia	153 2 0		
			Ceylon	34 1 0		
			Mauritius	339 4 0		
			New York	834 4 0		
				488 2 0		
									156,065 3 5	...	77,849 14 6
	„	Warehoused	United Kingdom ...	1,925 hogsheads, 10 pun- cheons, 80 barrels, 60 casks, 8,925 gallons, 40 qr.-casks	315 hogsheads	2,240 hogsheads, 10 pun- cheons, 80 barrels, 60 casks, 8,925 gallons, 40 qr.-casks	...	28,264	
			New South Wales	173 hogsheads	173 hogsheads	...	1,600	
			Mauritius ...	10 „	10 „	...	30	
			San Francisco ...	2 casks	2 casks	...	30	
			Singapore	40 cases	40 cases	...	40	
				2,108 hogsheads, 10 pun- cheons, 80 barrels, 62 casks, 40 qr.-casks, 40 cases, 8,925 gallons	315 hogsheads	2,423 hogsheads, 10 pun- cheons, 80 barrels, 62 casks, 40 qr.-casks, 40 cases, 8,925 gallons	...	30,005	77,913 18 6

IMPORTS.

General Imports into the Colony of Victoria during the Year ended 31st December, 1861,—continued.

Articles.	Countries whence Imported.	Quantities.									Value in Sterling of Total Imports.	Duty.				
		Imported.										Entered for Home Consumption.	Gross Amount received in Sterling.	Rate, and when Imposed.		
		In British Vessels.			In Foreign Vessels.			Total.								
Gals.	10ths.	32nds.	Gals.	10ths.	32nds.	Gals.	10ths.	32nds.	Gals.	10ths.	32nds.	£	£	s.	d.	
Spirits—continued. Whiskey ...	United Kingdom ...	375	6	4	33	6	409	2	4	171	204	12	3	10s. per gallon, 18 Vict., No. 9, 8th Dec., 1854.
	United Kingdom	123,398	0	5	62,112	14	11	
	New South Wales	1	0	0				
	New Zealand	250	9	0				
	Tasmania	315	6	12				
	Bordeaux	107	1	16				
	Hamburg	49	0	0				
	Mauritius	48	0	11				
	New York	52	7	9				
	124,223	3	21				
Warehoused	United Kingdom ...	8,826 cases, 633 casks, 767qr.-casks, 202 puncheons, 173hhds., 6,070 gals.			344 cases, 85 casks, 72 qr.-casks, 1 puncheon.			9,170 cases, 718 casks, 839qr.-casks, 203 puncheons, 173 hhds., 6,070 gallons						21,256
	New Zealand ...	24 cases, 6 quarter-casks			19 cases			43 cases, 6 quarter-casks			69			
	South Australia ...	3 quarter-casks			...			3 quarter-casks			15			
	Tasmania ...	5 hhds., 2 qr.-casks, 1 puncheon			...			5 hhds., 2 qr.-casks, 1 puncheon			105			
Undescribed	United Kingdom ...	256	2	12	7	0	0	263	3	12	931	
	New South Wales...	15	5	0	15	5	0	51	
	Boston	80	9	20	60	
	Hamburg	7	5	0	9	
	Hong Kong ...	1,792	8	16	3,504	0	0	5,296	8	16	11,003	
	New York	13	7	6	6	

No. 9, 2A.

		Rotterdam	25	0	10	25	0	10	28	
		San Francisco ...	186	0	0	186	0	0	450	
			2,250	5	28	3,639	1	4	5,890	6	0	2,945 6 8
		United Kingdom	Gals, 10ths. 32nds.			
		South Australia	8,967	7	29	...
		Tasmania	32	1	0	...
		Amsterdam	53	4	6	...
		Rotterdam	450	0	0	...
		Boston	292	8	26	...
		Hamburg	227	6	7	...
		Hong Kong	155	5	4	...
		New York	76	6	3	...
		San Francisco	2,243	5	21	...
			206	9	0	...
												12,709	1	0	6,354 13 9
	Warehoused	United Kingdom ...	310 cases, 5 hhds., 13 casks			165 cases			475 cases, 5 hhds., 13 casks			1,197	
		Boston	400 boxes, 300 cases			400 boxes, 300 cases			465	
		Hamburg	20 cases			20 cases			20	
		New York	1,799 cases			1,799 cases			2,520	
		Rotterdam	50 cases			50 cases			70	
			310 cases, 5 hhds., 13 casks			2,334 cases, 400 boxes			2,644 cases, 5 hhds., 13 casks, 400 boxes			16,810	9,300 0 5
		United Kingdom ...	88 packages			4 packages			92 packages...			1,844	
		New South Wales...	7 "			...			7 "			180	
		Fiji Islands			4 "			4 "			40	
			95 packages			8 packages			103 packages...			2,064	
		United Kingdom ...	8,793 packages			1,816 packages			10,609 packages			15,393	
		New South Wales...	87 "			...			87 "			250	
		Tasmania ...	139 "			...			139 "			211	
			9,019 packages			1,816 packages			10,835 packages			15,854	

IMPORTS.

General Imports into the Colony of Victoria during the Year ended 31st December, 1861,—continued.

Articles.	Countries whence Imported.	Quantities.			Entered for Home Consumption.	Value in Sterling of Total Imports.	Duty.	
		Imported.					Gross Amount received in Sterling.	Rate, and when Imposed.
		In British Vessels.	In Foreign Vessels.	Total.				
Stationery					£	£	s. d.	
	United Kingdom	8,377 packages	1,383 packages	9,760 packages	143,278			
	New South Wales	138 "	"	138 "	2,410			
	New Zealand	5 "	"	5 "	35			
	South Australia	8 "	"	8 "	130			
	Tasmania	22 "	"	22 "	480			
	Bordeaux	"	11 "	11 "	235			
	Boston	"	22 "	22 "	40			
	Ceylon	56 "	"	56 "	1,806			
	Hamburg	"	16 "	16 "	275			
	Hong Kong	394 "	550 "	944 "	8,761			
	New York	"	2 "	2 "	42			
	Rotterdam	"	7 "	7 "	64			
	Suez	42 "	"	42 "	1,047			
		9,042 packages	1,991 packages	11,033 packages	158,603			
Steel		Tons cwt. qrs.	Tons cwt. qrs.	Tons cwt.				
	United Kingdom	197 18 2	6 10 2	204 9	9,523			
	Calcutta	24 0 0	"	24 0	1,000			
		221 18 2	6 10 2	228 9	10,523			
Stone								
	United Kingdom	"	"	"	220			
	New South Wales	"	"	"	400			
	Tasmania	"	"	"	150			
					770			
Stone, Building	Tasmania	3,176 tons	"	3,176 tons	14,149			
" Grave								
	United Kingdom	8 No.	"	8 No.	105			
	Tasmania	1 "	"	1 "	10			
		9 No.	"	9 No.	115			

" Grind ...	United Kingdom ...	956 No. ...	381 No. ...	1,337 No.	433	
	Tasmania ...	6 "	6 "	2	
		962 No. ...	381 No. ...	1,343 No.	435	
" Mill ...	United Kingdom ...	24 No.	24 No.	420	
	Bordeaux	2 No. ...	2 "	50	
		24 No. ...	2 No. ...	26 No.	470	
" Paving ...	United Kingdom ...	1,822 No. ...	173 No. ...	1,995 No.	972	
	Amsterdam	102 " ...	102 "	90	
	Rotterdam	693 " ...	693 "	950	
		1,822 No. ...	968 No. ...	2,790 No.	2,012	
Stoneware ...	United Kingdom ...	484 packages...	174 packages...	658 packages...	...	2,216	
	New South Wales...	1 "	1 "	1	
	New Zealand ...	20 "	20 "	20	
	South Australia ...	1 "	1 "	10	
	Tasmania ...	2 "	2 "	10	
	Hamburg	7 " ...	7 "	200	
		508 packages...	181 packages...	689 packages...	...	2,457	
Sugar Candy ...	United Kingdom ...	Cwt. qrs. lbs. 54 1 19	Cwt. qrs. lbs. ...	Cwt. qrs. lbs. 54 1 19	...	307	
	New South Wales...	39 1 24	...	39 1 24	...	115	
	Hong Kong ...	14 2 0	56 2 4	71 0 4	...	236	
		108 1 15	56 2 4	164 3 19	49 9 9
	United Kingdom	Cwt. qrs. lbs. 54 1 5	...	16 5 9
" Warehoused ...	United Kingdom ...	125 half-boxes, 150 qr.-casks	...	125 half-boxes, 150 qr.-casks	...	160	
		125 half-boxes, 150 qr.-boxes	...	125 half-boxes, 150 qr.-casks	...	818	65 15 6

6s. per cwt.,
18 Vict. No. 9,
8th Dec., 1854.

IMPORTS.

General Imports into the Colony of Victoria during the Year ended 31st December, 1861,—*continued.*

Articles.	Countries whence Imported.	Quantities.					Entered for Home Consumption.	Value in Sterling of Total Imports.	Duty.	
		Imported.			Total.	Gross Amount received in Sterling.			Rate, and when Imposed.	
		In British Vessels.		In Foreign Vessels.						
		Cwt. qrs. lbs.		Cwt. qrs. lbs.	Cwt. qrs. lbs.		£	£	s. d.	
Sugar, Raw ...	New South Wales...	1 0 0	1 0 0	...	2	6s. per cwt., 18 Vict. No. 9, 8th Dec., 1854.		
	South Australia ...	140 0 0	140 0 0	...	210			
	Tasmania ...	1,132 3 8	1,132 3 8	...	1,778			
	Mauritius ...	3,269 3 1	500 cwt.	...	3,769 3 1	...	6,444			
			4,543 2 9	500 cwt.	...	5,043 2 9	...		1,512 15 6	
		Tasmania	88 1 5			
		Calcutta	280 0 0			
		Ilo Ilo	1,980 0 0			
		Manilla	1,370 0 0			
		Mauritius	22,325 2 8			
						26,043 3 13	...	7,813 3 4		
" Warehoused ...	Tasmania ...	60 bags	60 bags	...	180			
	Mauritius ...	402 "	402 "	...	1,040			
		462 bags	462 bags	...	9,654	9,325 18 10		
" Refined ...	United Kingdom ...	520 0 9	...	100 0 0	620 0 9	...	1,572			
	New South Wales...	1,540 0 0	1,540 0 0	...	3,610			
	Amsterdam	145 0 0	145 0 0	...	430			
	Hamburg	5 0 0	5 0 0	...	6			
	Rotterdam	641 2 2	641 2 2	...	1,800			
			2,060 0 9	891 2 2	...	2,951 2 11	...	885 9 9		
		United Kingdom	956 0 3			
	Amsterdam	8 2 0				
	Rotterdam	23 2 9				
						988 0 12	...	296 8 8		
" Warehoused ...	United Kingdom ...	6 bags	...	48 tierces, 6 hhds., 100 barrels	6 bags, 48 tierces, 6 hhds., 100 barrels	...	1,166			
	Rotterdam	49 barrels	49 barrels	...	400			
		6 bags	...	48 tierces, 6 hhds., 149 barrels	6 bags, 48 tierces, 6 hhds., 149 barrels	...	8,984	1,181 18 5		

		Cwt.	qrs.	lbs.	Cwt.	qrs.	lbs.	Cwt.	qrs.	lbs.						
" Undescribed	United Kingdom ...	2,441	2	6	544	3	12	2,986	1	18	6,277			
	New South Wales...	586	1	7	586	1	7	989			
	New Zealand ...	4	0	8	4	0	8	3			
	South Australia ...	2,363	0	9	2,363	0	9	4,193			
	Tasmania ...	2,566	3	19	2,566	3	19	4,817			
	Batavia ...	1,250	0	2	6	1	5	1,256	1	7	2,288			
	Calcutta ...	7,205	1	16	2	0	0	7,207	1	16	17,566			
	Fou-tchow-foo ...	1	0	0	1	0	0			
	Hong Kong ...	2,327	1	0	2,466	1	11	4,793	2	11	8,615			
	Java	1	2	12	1	2	12			
	Manilla	1,626	0	0	1,626	0	0	2,135			
	Mauritius ...	87,426	0	21	21,089	3	3	108,515	3	24	201,060			
	Rotterdam	384	0	19	384	0	19	1,600			
	Singapore ...	820	0	18	820	0	18	1,525			
	Sourabaya ...	4,694	3	5	4,694	3	5	7,766			
			111,686	2	27	26,121	0	6	137,807	3	5	41,342	8 8
	" Warehoused	United Kingdom ...	15 barrels, 14 hhds.	166 cases, 267 bags	15 barrels, 14 hhds., 166 cases, 267 bags	3,624	1	14
		New South Wales...	12,015 bags	12,015 bags	97	0	19
		New Zealand ...	1 bag	1 bag	2	0	0
		South Australia ...	186 bags	186 bags	2,298	3	15
Batavia ...		6,751 bags, 850 baskets	11,084 mats	6,751 bags, 850 baskets, 11,084 mats	999	0	11	
Calcutta ...		27,308 bags	4,000 bags	31,308 bags	3,710	2	3	
Ceylon ...		6 bags	6 bags	16,622	2	4	
Hong Kong ...		2,060 bags	4,084 bags	6,144 bags	9	0	12	
Ilo Ilo ...		23,980 bags, 700 mats	22,808 bags	46,788 bags, 700 mats	4,346	1	16	
Java ...		22,746 bags	22,746 bags	2	1	0	
Manilla ...		39,811 bags	92,877 bags	132,688 bags	98,300	1	5	
Mauritius ...		82,593 bags	22,346 bags	104,939 bags	338	1	3	
Rotterdam	100 casks	100 casks	1	3	15	
San Francisco ...		5 bags	5 bags	99	2	26	
Singapore ...		1,366 bags	1,366 bags	130,452	2	3	
		15 barrels, 14 hogsheads, 218,828 bags, 850 baskets, 700 mats	146,382 bags, 11,084 mats, 166 cases, 100 casks	15 barrels, 14 hogsheads, 365,210 bags, 850 baskets, 11,784 mats, 166 cases, 100 casks	39,135	17 11

IMPORTS.

General Imports into the Colony of Victoria during the Year ended 31st December, 1861,—*continued.*

Articles.	Countries whence Imported.	Quantities.			Entered for Home Consumption.	Value in Sterling of Total Imports.	Duty.	
		Imported.		Total.			Gross Amount received in Sterling.	Rate, and when Imposed.
		In British Vessels.	In Foreign Vessels.					
		Tons cwt.	Tons cwt.	Tons cwt.	£	£	s. d.	
Sulphur	United Kingdom	115 11	21 10	137 1	3,056			
	New South Wales	9 0		9 0	209			
		124 11	21 10	146 1	3,265			
Tallow	New South Wales	1 17 0		1 17 0	76			
	New Zealand	4 10 0		4 10 0	166			
	Tasmania	3 3 2		3 3 2	140			
		9 10 2		9 10 2	382			
Tapioca	United Kingdom	5,221 lbs.	1,568 lbs.	6,789 lbs.	273			
	New South Wales	120 "		120 "	4			
	Tasmania	1,120 "		1,120 "	40			
	Singapore	1,450 "		1,450 "	35			
		7,911 lbs.	1,568 lbs.	9,479 lbs.	352			
Tea	United Kingdom	5,139 lbs.	5,563 lbs.	10,702 lbs.	1,441			6d. per lb. 18 Vict., No. 9, 8th Dec., 1854.
	New South Wales	24,678 "	80 "	24,758 "	2,598			
	New Zealand	10 "	33 "	43 "	1			
	South Australia	2,063 "		2,063 "	296			
	Tasmania	3,568 "		3,568 "	371			
	Batavia	4,544 "		4,544 "	500			
	Calcutta	56 "		56 "	7			
	Ceylon	244 "		244 "	28			
	Fou-tchow-foo	77,721 1/2 "	138,483 "	216,204 1/2 "	23,073			
	Hamburg		97 "	97 "	8			
	Hong Kong	17,103 "	93,357 "	110,460 "	10,899			
	San Francisco		8 "	8 "	2			
	Suez	92 "		92 "	12			
	135,218 1/2 lbs.	237,621 lbs.	372,839 1/2 lbs.	9,317 9 9				

	United Kingdom	28,056 lbs.		
	New South Wales...	51,426 "		
	New Zealand	3,026 "		
	South Australia	2,598 "		
	Tasmania	1,415 "		
	Fou-tchow-foo	3,762,772½ "		
	Hong Kong	301,792 "		
	Macao	90 "		
	San Francisco	3,200 "		
	Shanghai	49 "		
					4,154,424½ lbs.		103,860 12 3
Warehoused	United Kingdom ...	112 chests, 40 half-chests	115 chests, 21 half-chests, 27 packages	227 chests, 61 half-chests, 27 packages	...	2,150	
	New South Wales...	3,285 boxes, 224 chests, 319 half-chests, 150 packages	...	3,285 boxes, 224 chests, 319 half-chests, 150 packages	...	8,037	
	New Zealand	24 half-chests, 26 chests, 18 packages	...	24 half-chests, 26 chests, 18 packages	...	275	
	Tasmania	167 boxes, 149 packages, 10 chests, 20 half-chests	...	167 boxes, 149 packages, 10 chests, 20 half-chests	...	735	
	Ceylon	1 parcel	...	1 parcel	...	2	
	Fou-tchow-foo	32,194 chests, 24,228 half-chests, 15,815 boxes, 460 packages, 107,364 lbs.	8,368 chests, 14,809 half-chests, 7,311 boxes, 395 packages, 141 half-boxes	40,832 chests, 39,037 half-chests, 23,126 boxes, 855 packages, 141 half-boxes, 107,364 lbs.	...	470,262	
	Hong Kong	5,275 chests, 4,934 half-chests, 5,849 boxes, 25 packages	300 chests, 1,829 half-chests, 7,036 boxes	5,575 chests, 6,763 half-chests, 12,885 boxes, 25 packages	...	71,872	
	San Francisco	4 half-chests	...	4 half-chests	...	12	
	Singapore	1 chest	...	1 chest	...	2	
		37,842 chests, 29,569 half-chests, 802 packages, 25,116 boxes, 1 parcel, 107,364 lbs.	9,053 chests, 16,659 half-chests, 422 packages, 14,347 boxes, 141 half-boxes	46,895 chests, 46,228 half-chests, 1,224 packages, 39,463 boxes, 1 parcel, 141 half-boxes, 107,364 lbs.	...	592,583	113,178 2 0
Telegraphic Materials	United Kingdom	480	
	New South Wales	681	
						1,161	
Tents and Tarpaulins	United Kingdom ...	18 packages ...	9 packages ...	27 packages	644	
	Tasmania	108 "	108 "	1,010	
		126 packages ...	9 packages ...	135 packages	1,654	

IMPORTS.

General Imports into the Colony of Victoria during the Year ended 31st December, 1861,—continued.

Articles.	Countries whence Imported.	Quantities.			Entered for Home Consumption.	Value in Sterling of Total Imports.	Duty.	
		Imported.					Gross Amount received in Sterling.	Rate, and when Imposed.
		In British Vessels.	In Foreign Vessels.	Total.				
Timber, viz.:— Deals	United Kingdom ...	49,983 No. ...	74,845 No. ...	124,828 No. ...	£	£	s.	d.
	New South Wales ...	120 "	120 " ...	33,459			
	Tasmania ...	1,056 "	1,056 " ...	80			
	Boston	2,793 " ...	2,793 " ...	333			
	Gottenburg	27,271 " ...	27,271 " ...	685			
	Hamburg	19,826 " ...	19,826 " ...	11,900			
	Hong Kong ...	700 "	700 " ...	4,600			
	New York	1,026 " ...	1,026 " ...	350			
	Rotterdam	2,803 " ...	2,803 " ...	800			
	Soderhamn	15,902 " ...	15,902 " ...	1,000			
	Sweden	12,295 " ...	12,295 " ...	6,595			
		51,859 No. ...	156,761 No. ...	208,620 No. ...	4,600			
Laths	South Australia ...	110 bundles	110 bundles ...	10			
	Tasmania ...	16,950 "	16,950 " ...	183			
	Boston	4,061 bundles ...	4,061 " ...	1,200			
	New York	9,252 " ...	9,252 " ...	2,146			
	United States	757 " ...	757 " ...	65			
		17,060 bundles ...	14,070 bundles ...	31,130 bundles ...	3,604			
Logs and Piles ...	South Australia ...	2 No.	2 No. ...	120			
	New South Wales ...	513 "	513 " ...	6,126			
	New Zealand ...	20 "	20 " ...	10			
	Tasmania ...	420 "	420 " ...	948			
	Calcutta	39 No. ...	39 " ...	350			
	Fiji Islands ...	154 " ...	86 " ...	190 " ...	200			
		1,109 No. ...	75 No. ...	1,184 No. ...	7,754			
Palings	New South Wales ...	600 No.	600 No. ...	8			
	South Australia ...	3,823 "	3,823 " ...	25			
	Tasmania ...	3,507,468 "	3,507,468 " ...	20,362			
		3,511,891 No.	3,511,891 No. ...	20,395			
Posts and Rails ...	Tasmania ...	100,410 No.	100,410 No. ...	2,892			

No. 9, 2 m.

Sawn	United Kingdom ...	5,099,266 feet	2,257,276 feet	7,356,542 feet	48,274
	New South Wales..	1,185,548 "	"	1,185,548 "	14,506
	New Zealand	126,300 "	"	126,300 "	1,155
	Queensland	60,000 "	"	60,000 "	300
	South Australia	56,104 "	"	56,104 "	631
	Tasmania	4,199,148 "	"	4,199,148 "	25,278
	Boston	"	840,550 "	840,550 "	12,005
	California	2,000 "	"	2,000 "	12
	Fiji Islands	30,000 "	"	30,000 "	30
	Gottenburg	"	56,296 "	56,296 "	2,400
	New York	"	3,506,823 "	3,506,823 "	43,733
	Puget Sound	"	591,600 "	591,600 "	1,300
	San Francisco	4,036 "	"	4,036 "	40
	Sweden	"	1,000 "	1,000 "	7
	Talkalst	"	441,388 "	441,388 "	4,380
	United States	"	261,575 "	261,575 "	2,282
	Vancouver's Island	169,000 "	"	169,000 "	1,600
		10,931,402 feet	7,956,508 feet	18,887,910 feet	157,933
Shingles	New South Wales...	73,000 No.	"	73,000 No.	116
	Tasmania	610,400 "	"	610,400 "	603
		683,400 No.	"	683,400 No.	719
Spars	Sweden	"	152 No.	152 No.	100
	Vancouver's Island	2 No.	"	2 "	100
		2 No.	152 No.	154 No.	200
Miscellaneous	United Kingdom	"	"	"	4,734
	New South Wales...	"	"	"	1,073
	New Zealand	"	"	"	1,362
	South Australia	"	"	"	11
	Tasmania	"	"	"	2,370
	Batavia	"	"	"	316
	Bordeaux	"	"	"	50
	Boston	"	"	"	16,860
	Calcutta	"	"	"	400
	Fiji Islands	"	"	"	10
	Gottenburg	"	"	"	180
	Hamburg	"	"	"	92
	Hong Kong	"	"	"	50
	New York	"	"	"	13,385
	Puget Sound	"	"	"	200
	Rotterdam	"	"	"	5
Singapore	"	"	"	10	
Sourabaya	"	"	"	280	
Vancouver's Island	"	"	"	350	
				41,738	

IMPORTS.

General Imports into the Colony of Victoria during the Year ended 31st December, 1861,—*continued.*

Articles.	Countries whence Imported.	Quantities.			Entered for Home Consumption.	Value in Sterling of Total Imports.	Duty.	
		Imported.					Gross Amount received in Sterling.	Rate, and when imposed.
		In British Vessels.	In Foreign Vessels.	Total.				
		Tons cwt.		Tons cwt.		£	£ s. d.	
Tin	United Kingdom ...	2 7	2 7	396		
Tin foil	United Kingdom ...	1 package	2 packages	3 packages	82		
Tin, Sheet	United Kingdom ...	8,346 packages ...	254 packages ...	8,600 packages	17,087		
	Tasmania	40 "	40 "	80		
		8,386 packages ...	254 packages ...	8,640 packages	17,167		
Tinware	United Kingdom ...	174 packages ...	9 packages ...	183 packages	1,985		
	New South Wales...	1 "	1 "	10		
		175 packages ...	9 packages ...	184 packages	1,995		
Tobacco	United Kingdom ...	16 0	16 0	1		2s. per lb., 18 Vic., No. 9, 8th Dec., 1854.
	New South Wales...	827 0	827 0	81		
	New Zealand ...	10 0	10 0	2		
	South Australia ...	135 0	135 0	13		
	Tasmania	24 8	24 8	5		
	Boston	744 0	744 0	34		
	Hamburg	8 0	8 0	1		
	Hong Kong	285 0	740 0	1,025 0	197		
	Ilo Ilo	93 0	93 0	6		
	Mauritius	7 0	7 0	1		
	New York	2,828 12	2,828 12	559		
	Rotterdam	486 0	486 0	50		
	Suez	24 0	24 0	2		
			1,321 8	4,906 12	6,228 4	622 16 6	
	United Kingdom	lbs. ozs. 39,057 0			
	New South Wales...	10,609 4			

	New Zealand	2,623	0		
	South Australia	3,097	0		
	Tasmania	4,959	0		
	Amsterdam	98	0		
	Boston	145,473	0		
	Hamburg	374	0		
	Hong Kong	4,527	0		
	Manilla	423	0		
	New York	1,019,089	0		
	Rotterdam	108	0		
	United States	719	0		
									1,231,156	4	...	123,115 12 8
..	Warehoused	United Kingdom	12 cases, 213 boxes, 266 $\frac{3}{4}$ -boxes, 2 bales, 182 half-tierces, 25 kegs, 2 hhds., 87 tierces, 8,850 lbs.	52 half-tierces, 16 kegs				12 cases, 213 boxes, 266 $\frac{3}{4}$ -boxes, 2 bales, 234 half-tierces, 41 kegs, 2 hhds., 87 tierces, 8,850 lbs.	16,226	
		New South Wales...	10 half-tierces, 98 cases, 201 boxes, 51 $\frac{3}{4}$ -boxes	10 half-tierces, 98 cases, 201 boxes, 51 $\frac{3}{4}$ -boxes	2,375	
		New Zealand	21 $\frac{3}{4}$ -boxes, 6 packages, 42 boxes	2 cases	21 $\frac{3}{4}$ -boxes, 6 packages, 42 boxes, 2 cases	322	
		South Australia	6 cases, 39 half-tierces	6 cases, 39 half-tierces	844	
		Tasmania	38 cases, 2 kegs, 17 half-tierces, 1 barrel, 12 boxes	38 cases, 2 kegs, 17 half-tierces, 1 barrel, 12 boxes	1,028	
		Boston	...	794 cases, 10 boxes, 164 $\frac{3}{4}$ -boxes, 16 packages, 8 $\frac{1}{2}$ -boxes, 4 half-tierces	794 cases, 10 boxes, 164 $\frac{3}{4}$ -boxes, 16 packages, 8 $\frac{1}{2}$ -boxes, 4 $\frac{1}{2}$ -tierces,	7,414	
		Calcutta	168 boxes	328 bales	168 boxes, 328 bales	1,500	
		Hong Kong	11 boxes	20 cases, 29 boxes, 200 $\frac{3}{4}$ -boxes	20 cases, 40 boxes, 200 $\frac{3}{4}$ -boxes	1,440	
		New York	20 half-tierces	3 barrels, 197 casks, 4,732 cases, 428 packages, 984 boxes, 2,984 $\frac{3}{4}$ -boxes, 132 tierces, 2,587 $\frac{1}{2}$ -tierces, 424 $\frac{1}{4}$ -tierces, 106 $\frac{1}{2}$ -cases	3 barrels, 197 casks, 4,732 cases, 428 packages, 984 boxes, 2,984 $\frac{3}{4}$ -boxes, 132 tierces, 2,607 $\frac{1}{2}$ -tierces, 424 $\frac{1}{4}$ -tierces, 106 $\frac{1}{2}$ -cases	156,983	
		San Francisco	3 packages	3 packages	5	
		United States	...	718 lbs.	718 lbs.	69	
			154 cases, 647 boxes, 338 $\frac{3}{4}$ -boxes, 2 bales, 268 $\frac{1}{2}$ -tierces, 27 kegs, 2 hhds., 87 tierces, 8,850 lbs., 9 packages, 1 barrel	5,548 cases, 1,023 boxes, 3,348 $\frac{3}{4}$ -boxes, 328 bales, 2,643 $\frac{1}{2}$ -tierces, 16 kegs, 132 tierces, 718 lbs., 444 packages, 3 barrels, 8 $\frac{1}{2}$ -boxes, 197 casks, 424 $\frac{1}{4}$ -tierces, 106 $\frac{1}{2}$ -cases	5,702 cases, 1,670 boxes, 3,686 $\frac{3}{4}$ -boxes, 330 bales, 2,911 $\frac{1}{2}$ -tierces, 43 kegs, 2 hhds., 219 tierces, 9,568 lbs., 453 packages, 4 barrels, 8 $\frac{1}{2}$ -boxes, 197 casks, 424 $\frac{1}{4}$ -tierces, 106 $\frac{1}{2}$ -cases	189,158	123,738 9 2

IMPORTS.

General Imports into the Colony of Victoria during the Year ended 31st December, 1861,—continued.

Articles.	Countries whence Imported.	Quantities.			Entered for Home Consumption.	Value in Sterling of Total Imports.	Duty.	
		Imported.					Gross Amount received in Sterling.	Rate, and when Imposed.
		In British Vessels.	In Foreign Vessels.	Total.				
		lbs. ozs.	lbs. ozs.	lbs. ozs.	£	£	s. d.	
Tobacco—continued.	United Kingdom ...	2,253 0	527 5	2,780 5	...	3,612	...	3s. per lb.,
" Cigars ...	New South Wales...	5 0	...	5 0	...	5	...	18 Vic, No. 9,
	New Zealand ...	8 0	...	8 0	...	3	...	8th Dec., 1854.
	South Australia ...	4 0	...	4 0	...	4	...	
	Ceylon ...	135 0	...	135 0	...	200	...	
	Hamburg	8,324 0	8,324 0	...	2,933	...	
	Hong Kong	16 0	16 0	...	6	...	
	Manilla	255 8	255 8	...	99	...	
	Mauritius ...	70 0	6 13	77 8	...	29	...	
	New York	10 0	10 0	...	5	...	
	Rotterdam	48 0	48 0	...	5	...	
	Suez ...	60 0	...	60 0	...	40	...	
		2,535 11	9,187 10	11,723 5	1,758 10 0	
	United Kingdom	lbs. ozs.	
	New South Wales...	59,956 0	
	South Australia	15,868 7	
	Tasmania	1,513 8	
	Amsterdam	164 0	
	Bordeaux	610 0	
	Hamburg	6,754 11	
	Manilla	27,888 4	
	New York	41,174 13	
	Rotterdam	4,781 0	
	San Francisco	1,430 0	
		382 1	
		160,522 12	...	24,078 8 4	
" Warehoused ...	United Kingdom ...	439 cases, 6 chests, 233 lbs.	44 cases	483 cases, 6 chests, 233 lbs.	...	16,738	...	
	New South Wales...	198 cases	...	198 cases	...	4,865	...	
	South Australia ...	3 cases	...	3 cases	...	90	...	
	Tasmania ...	1 case, 2 packages	...	1 case, 2 packages	...	60	...	
	Bordeaux ...	15 cases	50 cases	65 cases	...	2,170	...	
	Hamburg	293 cases	293 cases	...	6,948	...	
	Manilla ...	50 cases	275 cases, 31 packages...	325 cases, 31 packages...	...	7,873	...	

	New York	13 cases ...	13 cases	2,400	
	Rotterdam	7 cases, 10 chests ...	7 cases, 10 chests	680	
		706 cases, 6 chests, 233 lbs., 2 packages	682 cases, 10 chests, 31 packages	1,388 cases, 16 chests, 233 lbs., 33 packages	...	48,765	25,836 18 4	
"	Snuff ...	United Kingdom ...	288 lbs. ...	90 lbs. ...	378 lbs.	178	37 16 0
		United Kingdom	874 lbs.		
		Tasmania	133 "		
		Calcutta	456 "		
		New York	748 "		
						2,211 lbs.	...	221 2 0
"	Warehoused...	United Kingdom ...	3 cases	3 cases	90	
		South Australia ...	3 kegs, 6 cases	3 kegs, 6 cases	60	
			9 cases, 3 kegs	9 cases, 3 kegs	328	358 18 0
"	for Sheepwashing	United Kingdom ...	21,242 lbs.	21,242 lbs.	520	...
		New South Wales	7,813 "	7,813 "	210	
		Boston	14 packages ...	14 packages	264	
			29,055 lbs. ...	14 packages ...	14 packages, 29,055 lbs.	...		
		United Kingdom	2,079 lbs.		
		New South Wales	16,280 "		
		New Zealand	3,969 "		
		South Australia	290 "		
		Tasmania	2,881 "		
		Boston	1,691 "		
		Calcutta	68,051 "		
		New York	1,387,078 "		
		San Francisco	1,000 "		
		Singapore	1,961 "		
						1,485,280 lbs.		
"	Warehoused	South Australia ...	1 hogshead	1 hogshead	35	
							1,029	
Tobacconists' ware	United Kingdom ...	56 packages ...	35 packages ...	91 packages	2,254		

2s. per lb.
18 Vict., No. 9,
8th Dec., 1854.

Free.

IMPORTS.

General Imports into the Colony of Victoria during the Year ended 31st December, 1861,—*continued.*

Articles.	Countries whence Imported.	Quantities.			Entered for Home Consumption.	Value in Sterling of Total Imports.	Duty.	
		In British Vessels.	Imported.				Gross Amount received in Sterling.	Rate, and when Imposed.
			In Foreign Vessels.	Total.				
Tools and Utensils ...	United Kingdom ...	603 packages	183 packages	786 packages	£	£	s. d.	
	New South Wales	11 "	"	11 "	5,467			
	New Zealand	5 "	"	5 "	360			
	South Australia	3 "	"	3 "	41			
	Tasmania	757 "	"	757 "	10			
	Boston	"	540 "	540 "	72			
	Calcutta	"	1 "	1 "	5,325			
	Hamburg	"	1 "	1 "	10			
	New York	"	2,044 "	2,044 "	20			
	Suez	8 "	"	8 "	18,828			
		1,387 packages	2,769 packages	4,156 packages	300			
Toys ...	United Kingdom ...	152 packages	16 packages	168 packages	3,225			
	New South Wales...	12 "	"	12 "	198			
	South Australia	2 "	"	2 "	50			
	Tasmania	5 "	"	5 "	37			
	Hamburg	"	49 "	49 "	947			
	Hong Kong	70 "	1 "	71 "	125			
	Rotterdam	"	2 "	2 "	30			
			241 packages	68 packages	309 packages	4,612		
Turnery ...	United Kingdom ...	12 packages	7 packages	19 packages	535			
	New South Wales...	15 "	"	15 "	400			
		27 packages	7 packages	34 packages	935			
Turpentine and Varnish...	United Kingdom ...	15,251 gallons	6,233 gallons	21,484 gallons	8,306			
	Tasmania	5 "	"	5 "	1			
	Bordeaux	"	20 "	20 "	10			
	Boston	"	1,000 "	1,000 "	300			
	Calcutta	1,000 "	"	1,000 "	225			
	New York	"	1,505 "	1,505 "	310			
		16,256 gallons	8,758 gallons	25,014 gallons	9,152			

Twine ...	United Kingdom ...	Tons cwt. qrs. 22 1 2	Ton cwt. 1 15	Tons cwt. qrs. 23 16 2	2,519	
	Calcutta ...	20 0 0	...	20 0 0	500	
		42 1 2	1 15	43 16 2	3,019	
Upholstery ...	United Kingdom ...	13 packages	2 packages	15 packages	1,003	
	New South Wales	3 "	...	3 "	20	
	South Australia	1 "	...	1 "	2	
	Hong Kong	...	2 "	2 "	20	
		17 packages	4 packages	21 packages	1,045	
Undescribed Articles ...	United Kingdom ...	318 packages	16 packages	334 packages	8,040	
	New South Wales	18 "	...	18 "	306	
	Tasmania	63 "	4 "	63 "	69	
	Bordeaux	4 "	50	
	Ceylon	2 "	...	2 "	30	
	Hong Kong	...	6 "	6 "	120	
	Suez	1 "	...	1 "	1	
		402 packages	26 packages	81 packages	8,616	
	Vegetables ...	New South Wales	Tons cwt. 29 12	Tons cwt.	Tons cwt. 29 12	1,019
		Tasmania	1 12	...	1 12	32
Fiji Islands		...	2 0	2 0	6	
		31 4	2 0	33 4	1,057	
Vinegar ...	United Kingdom ...	104,283 gallons	35,683 gallons	139,966 gallons	14,721	
	New South Wales	350 "	...	350 "	37	
	New Zealand	20 "	...	20 "	2	
	Tasmania	1,170 "	...	1,170 "	104	
	Bordeaux	...	236 "	236 "	115	
	Boston	...	1,580 "	1,580 "	80	
	Hamburg	...	108 "	108 "	20	
	New York	...	10,200 "	10,200 "	470	
		105,823 gallons	47,807 gallons	153,630 gallons	15,549	
	Watches and Clocks ...	United Kingdom ...	371 packages	90 packages	461 packages	11,888
South Australia		3 "	...	3 "	113	
Tasmania		4 "	...	4 "	45	
Boston		...	56 "	56 "	400	
Ceylon		17 "	...	17 "	3,977	
New York		...	1,048 "	1,048 "	4,400	
Suez		22 "	...	22 "	5,071	
		417 packages	1,194 packages	1,611 packages	25,894	

IMPORTS.

General Imports into the Colony of Victoria during the Year ended 31st December, 1861,—continued.

Articles.	Countries whence Imported.	Quantities.			Entered for Home Consumption.	Value in Sterling of Total Imports.	Duty.	
		Imported.					Gross Amount received in Sterling.	Rate, and when Imposed.
		In British Vessels.	In Foreign Vessels.	Total.				
		Tons cwt.	Tons cwt.	Tons cwt.		£	£ s. d.	
Whiting	United Kingdom ...	381 13	135 19	517 12	...	3,183		
	South Australia ...	8 10	...	8 10	...	64		
	Tasmania ...	0 5	...	0 5	...	4		
		390 8	135 19	526 7	...	3,251		
Wickerware	United Kingdom ...	17 packages	26 packages	43 packages	...	1,792		
	New South Wales	1 "	...	1 "	...	1		
	Tasmania ...	4 "	...	4 "	...	15		
	Hamburg	17 "	17 "	...	530		
	Hong Kong ...	8 "	324 "	332 "	...	115		
	New York	125 "	125 "	...	95		
		30 packages	492 packages	522 packages	...	2,548		
Wine		Gals. 10ths. 32nds.	Gals. 10ths. 32nds.	Gals. 10ths. 32nds.				
	United Kingdom ...	59,603 0 17	17,331 0 12	76,934 0 29	...	49,197	...	
	New South Wales...	15,464 0 0	...	15,464 0 0	...	9,103		
	New Zealand ...	201 0 0	...	201 0 0	...	57		
	South Australia ...	4,565 0 28	10 0 0	4,575 0 28	...	1,562		
	Tasmania ...	914 0 17	...	914 0 17	...	500		
	Western Australia	4 0 0	...	4 0 0	...	3		
	Bordeaux	2,460 0 27	2,460 0 27	...	1,862		
	Cadiz ...	5,670 0 0	...	5,670 0 0	...	3,030		
	Cape of Good Hope	...	2 0 0	2 0 0	...	3		
	Hamburg ...	98 0 0	932 0 0	1,030 0 0	...	1,772		
	Hong Kong ...	1,212 0 0	4,915 0 0	6,127 0 0	...	2,126		
	Mauritius ...	3 0 26	50 0 0	53 0 26	...	29		
	New York	1 0 27	1 0 27	...	2		
Oporto ...	200 0 0	...	200 0 0	...	177			
Rotterdam	493 0 14	493 0 14	...	454			
	87,936 0 24	26,196 0 16	114,133 0 8	...	11,401 10 4			

2s. per gallon,
18 Vict. No. 9,
8th Dec., 1854.

										Gals.	10ths.	32nds.		
	United Kingdm	272,722	0	20		
	New South Wales...	3,939	0	0		
	New Zealand	319	0	0		
	South Australia	681	0	26		
	Tasmania	2,409	0	0		
	Amsterdam	267	0	9		
	Bordeaux	19,751	0	24		
	Boston	53	0	5		
	Cadiz	13,557	0	20		
	Cape of Good Hope	2,861	0	0		
	Hamburg	739	0	19		
	Malaga	2,037	0	0		
	Marseilles	2,189	0	0		
	Mauritius	503	0	0		
	New York	189	0	0		
	Oporto	12,511	0	21		
	Rotterdam	621	0	24		
	San Francisco	64	0	4		
	Timor	101	0	9		
										335,518	0	21	...	33,546 11 4
„	Warehoused
	United Kingdom ...	5,890 cases, 1,369 hhds., 14 butts, 67 casks, 4,219 qr.-casks, 178 octaves, 46 pipes, 7,178 gals., 10 baskets	3,716 cases, 372 hhds., 2 butts, 1,890 qr.-casks, 79 octaves	9,606 cases, 1,741 hhds., 16 butts, 67 casks, 6,109 qr.-casks, 257 octaves, 46 pipes, 7,178 gals., 10 baskets	130,814	
	New South Wales...	110 qr.-casks, 274 cases, 5 hhds.	...	110 qr.-casks, 274 cases, 5 hhds.	1,785	
	New Zealand	3 hhds., 7 qr.-casks, 29 cases	...	3 hhds., 7 qr.-casks, 29 cases	293	
	South Australia ...	40 cases, 1 hhd., 56 qr- casks	...	40 cases, 1 hhd., 56 qr- casks	416	
	Tasmania	63 qr.-casks, 54 octaves	...	63 qr.-casks, 54 octaves	888	
	Bordeaux	...	137 casks, 10 qr.-casks, 890 cases, 4 barrels	137 casks, 10 qr.-casks, 890 cases, 4 barrels	2,762	
	Cadiz ...	30 cases, 1,161 qr.-casks, 135 hhds., 36 butts	...	30 cases, 1,161 qr.-casks, 135 hhds., 36 butts	21,780	
	Cape of Good Hope	518 gallons	...	518 gallons	150	
	Oporto ...	372 qr.-casks, 100 cases	...	372 qr.-casks, 100 cases,	4,844	
	Rotterdam	...	3 casks, 1,176 cases	3 casks, 1,176 cases	1,796	
	San Francisco	...	13 cases	13 cases	56	
		6,363 cases, 1,513 hhds., 50 butts, 67 casks, 5,988 qr.-casks, 232 oc- taves, 46 pipes, 10 bas- kets, 7,696 galls.	5,795 cases, 372 hhds., 2 butts, 140 casks, 1,900 qr.-casks, 79 oc- taves, 4 barrels	12,158 cases, 1,885 hhds., 52 butts, 207 casks, 7,888 qr.-casks, 311 oc- taves, 46 pipes, 10 bas- kets, 7,696 galls., 4 barrels	235,461	44,948 1 8

IMPORTS.

General Imports into the Colony of Victoria during the Year ended 31st December, 1861,—continued.

Articles.	Countries whence Imported.	Quantities.			Entered for Home Consumption.	Value in Sterling of Total Imports.	Duty.	
		Imported.					Gross Amount received in Sterling.	Rate, and when Imposed.
		In British Vessels.	In Foreign Vessels.	Total.				
Woodenware ...	United Kingdom ...	282 packages	66 packages	348 packages	...	£	£ s. d.	
	New South Wales...	14 "	...	14 "	...	1,537		
	New Zealand ...	25 "	...	25 "	...	55		
	South Australia ...	300 "	...	300 "	...	4		
	Tasmania ...	25 "	...	25 "	...	30		
	Boston	4,933 "	4,933 "	...	10		
	Hamburg	2 "	2 "	...	3,858		
	New York	5,662 "	5,662 "	...	28		
	United States	206 "	206 "	...	6,464		
			646 packages	10,869 packages	11,515 packages	...	223	
					...	12,209		
Wool ...	United Kingdom ...	100 lbs.	...	100 lbs.	...	7		
	New South Wales...	286,068 "	...	286,068 "	...	19,770		
	New Zealand ...	254,181 "	...	254,181 "	...	19,996		
	South Australia ...	656,436 "	...	656,436 "	...	46,858		
	Tasmania ...	85,655 "	...	85,655 "	...	6,951		
	Suez ...	10 "	...	10 "	...	1		
		1,282,450 lbs.	...	1,282,450 lbs.	...	93,583		
Woollens ...	United Kingdom ...	2,006 packages	47 packages	2,053 packages	...	157,619		
	New South Wales...	62 "	...	62 "	...	2,711		
	South Australia ...	2 "	...	2 "	...	67		
	Tasmania ...	10 "	...	10 "	...	1,050		
	Hamburg	6 "	6 "	...	224		
	Hong Kong ...	29 "	19 "	48 "	...	780		
	Suez ...	1 "	...	1 "	...	75		
			2,110 packages	72 packages	2,182 packages	...	162,526	
Works of Art ...	United Kingdom ...	26 packages	61 packages	87 packages	...	1,770		
	Hamburg	2 "	2 "	...	5		
		26 packages	63 packages	89 packages	...	1,775		

Zinc	United Kingdom ...	Tons cwt.	Tons cwt.	Tons cwt.	8,384
	New South Wales...	130 13	86 7	217 0			
	South Australia ...	0 2	...	0 2			
	Holland ...	4 10	...	4 10			
	New York	5 0	5 0			
	Rotterdam	0 5	0 5			
	Rotterdam	34 19	34 19			
	135 5	126 11	261 16	9,548	

MANUFACTURED AT THE PORT OF MELBOURNE.

Molasses and Treacle ...	Sandridge Distillery	Cwt. qrs. lbs.	...	1,051 19 3	3s. per cwt., 18 Vic., No. 9, 8th Dec., 1854.
Spirits ...	Sandridge Distillery	Gals. 10ths. 32nds.	...	3,916 15 4	9s. 3d. per gal., 22 Vic., No. 63, 1st Jan., 1859.
" Warehoused	Sandridge Distillery	480 casks, 6 hhds.	480 casks, 6 hhds.	8,468 6 0	...		
Sugar, Refined ...	Sandridge Distillery	97,015 cwt.	...	29,104 10 0	6s. per cwt., 18 Vic., No. 9, 8th Dec., 1854.

COASTWISE INTO MELBOURNE.

Beer, Bottled ...	Geelong	351 gallons	8 15 6	6d. per gallon, 18 Vic., No. 9, 8th Dec., 1854.
" Draught ...	Geelong	5,375 gallons	134 7 6	"
" Warehoused	Geelong	100 hhds.	120 gallons	...	0 7 6	
	Geelong				134 15 0	
Coffee ...	Warrnambool	3 lbs.	0 0 6	2d. per lb., 18 Vic., No. 9, 8th Dec., 1854.

IMPORTS.

General Imports into the Colony of Victoria during the Year ended 31st December, 1861,—continued.

Articles.	Countries whence Imported.	Quantities.				Entered for Home Consumption.	Value in Sterling of Total Imports.	Duty.				
		Imported.			Gross Amount received in Sterling.			Rate, and when imposed.				
		In British Vessels.	In Foreign Vessels.	Total.								
					£	£	s.	d.				
COASTWISE INTO MELBOURNE—continued.												
Spirits, viz:— Brandy	Geelong Portland	Gals. 10ths. 32nds.	...	1,709	9	4		
						3,352					1	9
						65					6	28
" Warehoused	Geelong Portland Warrnambool	896 cases, 11 hhds., 32 qr.-casks 67 cases 4 qr.-casks	1,709	9	4		
						3,418					2	5
						963 cases, 11 hhds., 36 qr.-casks				
Gin	Geelong Portland	Gals. 10ths. 32nds.	...	422	18	4		
						807					5	8
						38					1	2
Rum " Warehoused	Warrnambool Warrnambool	34 hhds.	Gals. 10ths. 32nds.	...	189	6	0		
						378					6	0
					
Whiskey	Portland	Gals. 10ths. 32nds.	...	17	4	2		
						33					5	28
					
Sugar, undescribed	Corner Inlet Portland	Cwt. qrs. lbs.	243	5	3		
					1						3	0
					809						0	14
					810	3	14					

10s. per gallon,
18 Vic., No. 9,
8th Dec., 1854.

6s. per cwt.,
18 Vic., No. 9,
8th Dec., 1854.

No. 9, 2^d p.

"	Warehoused	Portland...	Cwt.	qrs.	lbs.	...	150 10 10	2s. per lb., 18 Vic., No. 9, 8th Dec., 1854.	
		Portland...	514 bags	501	3	8	...		393 16 1
Tobacco	...	Geelong	4,955 lbs.		2s. per lb., 18 Vic., No. 9, 8th Dec., 1854.
		Portland...	335 "		
		Port Fairy	703 "		
		Port Albert	352 "		
"	Warehoused	Geelong	30 boxes, 16 half-tierces	...	6,345 "	634 10 0		2s. per lb., 18 Vic., No. 9, 8th Dec., 1854.
		Port Fairy	2 half-tierces		
"	Warehoused	Port Albert	2 cases	634 10 0		2s. per lb., 18 Vic., No. 9, 8th Dec., 1854.
		Geelong	30 boxes, 18 half-tierces,		
"	Snuff	Geelong	19 lbs.	1 18 0	2s. per lb., 18 Vic., No. 9, 8th Dec., 1854.	
		Geelong	6 hogsheads, 20 qr.-casks	...	816 gallons	81 12 0		

COASTWISE INTO GEELONG.

Beer—Bottled	...	Melbourne	1,984 gallons	49 12 0	6d. per gallon, 18 Vic., No. 9, 8th Dec., 1854.	
" Draught	...	Melbourne	12,550 gallons	313 15 0		"
Spirits, viz.—Brandy	...	Melbourne	Gals. 10ths. 32nds. 4,142 5 14	...	Gals. 10ths. 32nds.	2,071 9 11	10s. per gallon, 18 Vic., No. 9, 8th Dec., 1854.	
	" " Warehoused	Melbourne	344 hogsheads, 225 casks, 6,030 cases	...	37,578 9 16	18,790 0 5		
"	Cordials	Melbourne	Gals. 10ths. 32nds. 55 0 30	...	Gals. 10ths. 32nds.	27 19 5		"
		Melbourne	85 6 14	43 0 5		
" " Warehoused	...	Melbourne	47 cases	70 19 10		

IMPORTS.

General Imports into the Colony of Victoria during the Year ended 31st December, 1861,—*continued.*

Articles.	Countries whence Imported.	Quantities.				Value in Sterling of Total Imports.	Duty.	
		Imported.			Entered for Home Consumption.		Gross Amount received in Sterling.	Rate, and when Imposed.
		In British Vessels.	In Foreign Vessels.	Total.				
						£	£ s. d.	
COASTWISE INTO GEELONG—continued.								
Spirits— <i>continued.</i>								
" Gin ...	Melbourne	Gals. 10ths. 32nds. 5,692 6 29	Gals. 10ths. 32nds.	2,846 15 7	10s. per gallon,
" " Warehoused	Melbourne	15 hogsheads, 7 casks, 7,417 cases	20,369 6 27	...	10,185 9 10	18 Vic. No. 9, 8th Dec., 1854.
	Melbourne				13,032 5 5	
" Rum ...	Melbourne	Gals. 10ths. 760 9	Gals. 10ths. 32nds.	380 9 0	"
" " Warehoused	Melbourne	16 puncheons, 4 casks, 317 hogsheads	21,728 9 0	...	10,864 9 0	
	Melbourne				11,244 18 0	
" Whiskey ...	Melbourne	Gals. 10ths. 32nds. 661 3 8	Gals. 10ths. 32nds.	330 15 7	"
" " Warehoused	Melbourne	93 casks, 2,933 cases, 19 hogsheads	9,919 3 25	...	4,960 2 5	
	Melbourne				5,290 18 0	
" Undescribed ...	Melbourne		Gals. 10ths. 32nds. 229 8 0	...	114 18 0	"
Sugar—Raw—Warehoused	Melbourne	17 bags		6s. per cwt., 18 Vic., No. 9, 8th Dec., 1854.
" Undescribed ...	Melbourne		Cwt. qrs. lbs. 67 0 2	...	20 2 2	"
Tea ...	Melbourne	29,152 lbs.		...	728 16 0	6d. per lb., 18 Vic., No. 9, 8th Dec., 1854.
" Warehoused	Melbourne	285 chests	19,482 lbs.	...	487 1 0	
	Melbourne				1,215 17 0	

Tobacco	...	Melbourne	12,204 lbs.	1,220 8 0	2s. per lb., 18 Vic., No. 9, 8th Dec., 1854.
	Warehoused	Melbourne	1,601 packages	...	158,650 lbs. 4 oz.	...	15,865 0 6	
												17,085 8 6	
Cigars	...	Melbourne	508 lbs.	76 4 0	3s. per lb., 18 Vic., No. 9, 8th Dec., 1854.
	Warehoused	Melbourne	5 packages	...	1,184 lbs. 14 oz....	...	177 14 7	
												253 18 7	
for Sheepwashing		Melbourne	360,278 lbs.	Free.
Wine	...	Melbourne	3,200 gallons	320 0 0	2s. per gallon, 18 Vic., No. 9, 8th Dec., 1854.
	Warehoused	Melbourne	371 gallons	...	37 2 0	
												357 2 0	

COASTWISE INTO PORTLAND.

Spirits, viz.:-														
Brandy	...	Melbourne	Gals. 10ths.	...	Gals. 10ths. 32nds.	13 17 0	10s. per gal., 18 Vic., No. 9, 8th Dec., 1854.
	Warehoused	Melbourne	27 7	...	2,060 9 1	1,030 9 4	
												1,044 6 4		
Gin	...	Melbourne	Gals. 10ths. 32nds.	...	Gals. 10ths. 32nds.	16 2 6	"
	Warehoused	Melbourne	31 5 24	...	1,589 8 28	795 6 10	
												811 9 4		
Rum	...	Melbourne	Gals.	...	Gals. 10ths.	1,099 4 0	"
	Warehoused	Melbourne	2,085	...	2,198 4	
												...		
Whiskey	...	Melbourne	Gals. 10ths. 32nds.	...	Gals. 10ths. 32nds.	15 4 11	"
	Warehoused	Melbourne	30 3 6	...	481 0 20	240 16 3	
												256 1 2		

IMPORTS.

General Imports into the Colony of Victoria during the Year ended 31st December, 1861,—*continued.*

Articles.	Countries whence Imported.	Quantities.				Value in Sterling of Total Imports.	Duty.	
		Imported.			Entered for Home Consumption.		Gross Amount received in Sterling.	Rate, and when Imposed.
		In British Vessels.	In Foreign Vessels.	Total.				
						£	£ s. d.	

COASTWISE INTO PORTLAND—*continued.*

Tea	Melbourne	6,615 lbs.	...	165 7 6	6d. per lb., 18 Vic., No. 9, 8th Dec., 1854.
„ Warehouse	Melbourne	3,780 lbs.	107 10 0	2s. per lb., 18 Vic., No. 9, 8th Dec., 1854.
Tobacco	Melbourne	1,075 lbs.	846 6 0	2s. per lb., 18 Vic., No. 9, 8th Dec., 1854.
„ Warehouse	Melbourne	57,122 „	...	8,463 lbs.	953 16 0	2s. per lb., 18 Vic., No. 9, 8th Dec., 1854.
„ Cigars	Melbourne	256 lbs.	...	38 8 0	3s. per lb., 18 Vic., No. 9, 8th Dec., 1854.
„ for Sheepwashing	Melbourne	61,300 lbs.	Free. —
Wine	Melbourne	250 gallons	...	25 0 0	2s. per gallon, 18 Vic., No. 9, 8th Dec., 1854.

COASTWISE INTO PORT FAIRY.

Beer, Bottled	Melbourne	190 gallons	...	4 15 0	6d. per gallon, 18 Vic., No. 9, 8th Dec., 1854.
Coffee	Melbourne	1,195 lbs.	...	9 19 2	2d. per lb., 18 Vic., No. 9, 8th Dec., 1854.
Spirits, viz. — Brandy	Melbourne	Gals. 10ths. 32nds. 2,650 6 1	...	1,325 6 4	10s. per gallon, 18 Vic., No. 9, 8th Dec., 1854.
„ Warehouse	Melbourne	1,240 gallons	10s. per gallon, 18 Vic., No. 9, 8th Dec., 1854.

No. 9, 29.

Cordials	Melbourne	Gals. 10ths. 32nds.	59	0	2	...	29 10 8	..
Gin	Melbourne	Gals. 10ths. 32nds.	3,016	2	13	...	1,508 6 2	..
" Warehoused	Melbourne	3,633 gallons							
Rum	Melbourne	Gals. 10ths. 32nds.	5,754	4	0	...	2,877 4 0	..
" Warehoused	Melbourne	3,260 gallons							
Whiskey	Melbourne	Gals. 10ths. 32nds.	1,462	4	3	...	731 4 11	..
" Warehoused	Melbourne	1,363 gallons							
Sugar	Melbourne	Cwt. qrs. lbs.	3	3	18	6s. per cwt.
	Portland		49	0	18	18 Vic., No. 9,
			53	0	8	...	15 18 6	8th Dec., 1854.
Tea	Melbourne	1,775 lbs.	6d. per lb.
	Portland	307 "	18 Vic., No. 9,
		2,082 lbs.	52 1 0	8th Dec., 1854.
Tobacco	Melbourne	7,154 lbs.	2s. per lb.
	Portland	398 "	18 Vic., No. 9,
" Warehoused	Melbourne	47,216 lbs.		7,552 lbs.	755 4 0	8th Dec., 1854.
" Sheepwashing ...	Melbourne	296,718 lbs.	Free
Wine	Melbourne	110 gallons	11 0 0	2s. per gallon,
" Warehoused	Melbourne	479 gallons							18 Vic., No. 9,
									8th Dec., 1854.

COASTWISE INTO PORT ALBERT.

Beer	Melbourne	300 gallons	7 10 0	6d. per gallon,	
Spirits, viz. :-		Gals. 10ths. 32nds.	358	8	2	...	179 8 8	10s. per gallon,
Brandy	Melbourne	Gals. 10ths. 32nds.	7,368	4	2	...	3,684 5 0	18 Vic., No. 9,
" Warehoused	Melbourne	157 hhds., 8 qr-casks, 175 cases					...	3,863 13 8	8th Dec., 1854.

IMPORTS.

General Imports into the Colony of Victoria during the Year ended 31st December, 1861,—*continued.*

Articles.	Countries whence Imported.	Quantities.							Value in Sterling of Total Imports.	Duty.			
		Imported.								Entered for Home Consumption.	Gross Amount received in Sterling.	Rate, and when Imposed.	
		In British Vessels.			In Foreign Vessels.			Total.					
											£	£ s. d.	
COASTWISE INTO PORT ALBERT—continued.													
<i>Spirits,—continued.</i>													
Gin	...	Melbourne	Gals. 10ths. 32nds. 247 8 6	Gals. 10ths. 32nds.	123 19 11	10s. per gallon, 18 Vic., No. 9, 8th Dec., 1854.	
"	Warehoused	Melbourne	692 cases	1,371 2 11	...	685 17 1		
											809 17 0		
Rum	...	Melbourne	Gals. 10ths. 181 6	Gals. 10ths.	90 16 0	"	
"	Warehoused	Melbourne	48 hogsheads	2,581 3	...	1,290 13 0		
											1,381 9 0		
Whiskey	...	Melbourne	Gals. 10ths. 127 6	Gals. 10ths. 32nds.	63 16 0	"	
"	Warehoused	Melbourne	4 hhds., 56 qr.-casks, 31 cases	1,948 4 19	...	974 10 0		
											1,038 6 0		
Other	...	Melbourne	Gals. 10ths. 32nds. 23 6 26	...	12 4 3	"	
"	Warehoused	Melbourne	30 cases		
Sugar	...	Melbourne	Cwt. qrs. lbs. 40 3 4	...	12 4 9	6s. per cwt., 18 Vic., No. 9, 8th Dec., 1854.	
"	Warehoused	Melbourne	30 bags		
Tea	...	Melbourne	2,776 lbs.	...	69 8 0	6d. per lb., 18 Vic., No. 9, 8th Dec., 1854.	
"	Warehoused	Melbourne	20 chests, 30 half-chests, 50 boxes		

Tobacco	...	Melbourne	1,431 lbs.	143 2 0	2s. per lb., 18 Vic., No. 9, 8th Dec., 1854.
	Warehoused	Melbourne	3,787 lbs.	378 14 0	
		Melbourne	11 half-tierces, 11 cases, 2 boxes	521 16 0	
Wine	...	Melbourne	28 gallons	2 16 0	2s. per gallon, 18 Vic., No. 9, 8th Dec., 1854.
Warehoused	Melbourne	4 qr-casks	

COASTWISE INTO WARRNAMBOOL.

Spirits, viz. :-									Gals. 10ths. 32nds.	Gals. 10ths. 32nds.			10s. per gallon, 18 Vic., No. 9, 8th Dec., 1854.
Brandy	...	Melbourne	211 1 4	105 12 3	
Warehoused	Melbourne	23 hhds., 200 cases, 7 qr-casks	1,709 3 27	855 1 9	
												960 14 0	
Gin	...	Melbourne	Gals. 10ths. 32nds. 625 5 1	Gals. 10ths. 32nds. 2,272 5 6	...	312 15 8	"
Warehoused	Melbourne	888 cases	1,136 8 0	
												1,449 3 8	
Rum	...	Melbourne	Gals. 10ths. 75 9	Gals. 10ths.	"
		Geelong	63 2	
Warehoused	Melbourne	139 1	69 11 0	
												625 11 0	
												695 2 0	
Whiskey	...	Melbourne	Gals. 10ths. 32nds. 307 1 25	Gals. 10ths. 32nds.	153 18 10	"
Warehoused	Melbourne	17 casks, 100 cases, 5 hogsheads	1,065 3 3	...	532 14 2	
												686 13 0	
Sugar, Raw	...	Melbourne	217 cwt. 2 qrs. 24 lbs.	65 6 4	6s. per cwt., 18 Vic., No. 9, 8th Dec., 1854.
Warehoused	Melbourne	106 cwt. 3 qrs.	32 0 6	
								80 bags	97 6 10	

IMPORTS.

General Imports into the Colony of Victoria during the Year ended 31st December, 1861,—*continued.*

Articles.	Countries whence Imported.	Quantities.			Entered for Home Consumption.	Value in Sterling of Total Imports.	Duty.	
		Imported.					Gross Amount received in Sterling.	Rate, and when Imposed.
		In British Vessels.	In Foreign Vessels.	Total.				
							£	£ s. d.
COASTWISE INTO WARRNAMBOOL—continued.								
Tea	Melbourne	5,290 lbs.	132 15 0	6d. per lb.,
„ Warehoused	Melbourne	4,590 lbs.	114 15 0	18 Vic., No. 9,
	Melbourne	100 half-chests, 30 boxes	247 0 0	8th Dec., 1854.
Tobacco	Melbourne	5,641 lbs.	564 2 0	2s. per lb.,
„ Warehoused	Melbourne	2,103 lbs.	210 6 0	18 Vic., No. 9,
	Melbourne	4 half-tierces, 1 quarter-tierce, 183 boxes	774 8 0	8th Dec., 1854.
„ for Sheepwashing	Melbourne	18,837 lbs.	Free.
Wine	Melbourne	180 gallons	18 0 0	2s. per gallon,
								18 Vic., No. 9,
								8th Dec., 1854.

H. W. SPAIN,
Comptroller of Accounts.

ROBERT S. ANDERSON,
Commissioner of Trade and Customs.

EXPORTS.

GENERAL EXPORTS from the Colony of Victoria during the Year ended 31st December, 1861.

No. 9, 2 r.

Articles.	Country to which Exported.	Quantities.					Value in Sterling.			Duty.					
		Produce and Manufacture of the Colony.			British, Foreign, and other Colonial Produce and Manufacture.	Total.	Produce and Manufacture of the Colony.	British, Foreign, and other Colonial Produce and Manufacture.	Total.	Gross Amount received in Sterling.	Rate, and when Imposed.				
		In British Vessels.	In Foreign Vessels.	Total.											
Agricultural Implements	New South Wales	100 packages	100 packages	184 packages	...	284 packages	...	£ 1,200	£ 1,946	£ 3,146			
	New Zealand	84 "	...	84 "	380	380			
	Queensland	12 "	...	12 "	40	40			
	South Australia	61	"	...	61	9	"	...	70	"	480	83	563		
	Tasmania	23	"	...	23	"	...	155	155		
	California	20	"	...	20	"	...	100	100		
	San Francisco	2	"	...	2	"	...	4	4		
		161 packages	161 packages	334 packages	...	495 packages	...	1,680	2,708	4,388			
Alkali, Soda ...	United Kingdom	Tons cwt. 2 6	...	Tons cwt. 2 6	20	20			
	New South Wales	23 1	...	23 1	689	689			
	New Zealand	22 8	...	22 8	354	354			
	South Australia	24 1	...	24 1	502	502			
	Tasmania	31 15	...	31 15	474	474			
	Western Australia	6 10	...	6 10	55	55			
	Fiji Islands	1 0	...	1 0	7	7			
						111 1	...	111 1	2,101	2,101			
Apparel and Slops ...	United Kingdom	3 packages	3 packages	95 packages	...	98 packages	...	15	2,113	2,128			
	New South Wales	730 "	...	730 "	18,234	18,234			
	New Zealand	4	"	...	4	370 "	...	374 "	...	90	15,263	15,353			
	Amsterdam	1	"	...	1	16 "	...	17 "	...	20	130	150			
	South Australia	160 "	...	160 "	4,156	4,156			
	Tasmania	96 "	...	96 "	2,069	2,069			
	Western Australia	1 "	...	1 "	13	13			
	Fiji Islands	9 "	...	9 "	40	40			
	Hong Kong	11 "	...	11 "	350	350			
	Madras	1 "	...	1 "	25	25			
San Francisco	2 "	...	2 "	17	17				
		8 packages	8 packages	1,491 packages	...	1,499 packages	...	125	42,410	42,535			

EXPORTS.

General Exports from the Colony of Victoria during the Year ended 31st December, 1861,—continued.

Articles.	Country to which Exported.	Quantities.					Value in Sterling.			Duty.	
		Produce and Manufacture of the Colony.			British, Foreign, and other Colonial Produce and Manufacture.	Total.	Produce and Manufacture of the Colony.	British, Foreign, and other Colonial Produce and Manufacture.	Total.	Gross Amount received in Sterling.	Rate, and when Imposed.
		In British Vessels.	In Foreign Vessels.	Total.							
Arms and Ammunition, viz:—							£	£	£		
Ammunition ...	New South Wales	13 packages	13 packages	13 packages ...	70	...	70		
	South Australia	6 "	6 " ...	480 packages ...	486 " ...	43	1,680	1,723		
		19 packages	19 packages ...	480 packages ...	499 packages ...	113	1,680	1,793		
Arms ...	Tasmania	5 packages ...	5 packages	250	250		
	Singapore	7 " ...	7 "	250	250		
	Suez ...	1 package	1 package	1 " ...	200	...	200		
		1 package	1 package ...	12 packages ...	13 packages ...	200	500	700		
Caps ...	New Zealand	6 packages ...	6 packages	37	37		
	Fiji Islands	1 " ...	1 "	26	26		
		7 packages ...	7 packages	63	63		
Firearms ...	United Kingdom	1 package ...	1 package	150	150		
	New South Wales	14 " ...	14 "	445	445		
	New Zealand	18 " ...	18 "	903	903		
	Tasmania	2 " ...	2 "	20	20		
	Fiji Islands	5 " ...	5 "	220	220		
		40 packages ...	40 packages	1,738	1,738		
Fuse ...	New South Wales	10 packages ...	10 packages	90	90		
	New Zealand	14 " ...	14 "	150	150		
		24 packages ...	24 packages	240	240		
Powder ...	New South Wales	64,060 lbs. ...	64,060 lbs.	1,685	1,685		
	New Zealand	23,440 " ...	23,440 "	712	712		
	Tasmania	15,450 " ...	15,450 "	698	698		

		Western Australia	5,000 "	...	5,000 "	250	250	
		Fiji Islands	625 "	...	625 "	60	60	
							108,575 lbs.	...	108,575 lbs.	3,405	3,405	
Shot	...	New South Wales	Tons cwt. qrs.	...	Tons cwt. qrs.	74	74	
			0 18 2	...	0 18 2	60	60	
			1 11 0	...	1 11 0	5	5	
			0 5 0	...	0 5 0	44	44	
			1 4 0	...	1 4 0	30	30	
			0 11 0	...	0 11 0
							4 9 2	...	4 9 2	213	213	
Arrowroot	...	New South Wales	22,626 lbs.	...	22,626 lbs.	681	681	
			1,771 "	...	1,771 "	90	90	
			24,397 lbs.	...	24,397 lbs.	771	771	
Asphalte	...	Tasmania	6 cwt.	6 cwt.	6 cwt.	2	...	2		
Arsenic	...	Queensland	4 cwt.	4 cwt.	4	4		
Bags and Sacks	...	United Kingdom	624 packages	...	624 packages	1,279	1,279	
			169 "	...	169 "	1,379	1,379	
			8 packages	...	8 packages	...	120	1,404	1,524	
			2 "	...	2 "	...	29	4,306	4,335	
			385	3,750	3,750
			101	350	350
			10 packages	...	10 packages	...	1,665 packages	...	1,675 packages	...	149	12,468	12,617	
Bark	...	United Kingdom	187 tons	187 tons	187 tons	...	1,203	...	1,203	
			132 "	132 "	132 "	...	539	...	539	
			319 tons	319 tons	319 tons	...	1,742	...	1,742	
Beer, Bottled	...	United Kingdom	3,940 gallons	...	3,940 gallons	691	691	
			13,665 "	...	13,665 "	5,981	5,981	
			22,592 "	...	22,592 "	5,133	5,133	
			424 "	...	424 "	77	77	
			1,344 "	...	1,344 "	330	330	
			1,056 "	...	1,056 "	256	256	
			152 "	...	152 "	38	38	
			1,000 "	...	1,000 "	120	120	
			152 "	...	152 "	40	40	
			32 "	...	32 "	8	8	
			40 "	...	40 "	10	10	
			24 "	...	24 "	6	6	
			80 "	...	80 "	25	25	
							44,501 gallons	...	44,501 gallons	...	12,715	12,715		

EXPORTS.

General Exports from the Colony of Victoria during the Year ended 31st December, 1861,—*continued.*

Articles.	Country to which Exported.	Quantities.					Value in Sterling.			Duty.	
		Produce and Manufacture of the Colony.			British, Foreign, and other Colonial Produce and Manufacture.	Total.	Produce and Manufacture of the Colony.	British, Foreign, and other Colonial Produce and Manufacture.	Total.	Gross Amount received in Sterling.	Rate, and when imposed.
		In British Vessels.	In Foreign Vessels.	Total.							
Beer, Draught...	United Kingdom	132 gallons	132 gallons	£	£	£		
	New South Wales	5,505 gallons	...	5,505 gallons	48,232 "	53,737 "	1,214	6,693	7,907		
	New Zealand	1,500 "	...	1,500 "	27,086 "	28,586 "	112	5,932	6,044		
	South Australia	1,222 "	1,222 "	...	146	146		
	Tasmania	6,068 "	6,068 "	...	208	208		
	Callao	189 "	189 "	...	28	28		
	Guam	96 "	96 "	...	10	10		
	Fiji Islands	100 "	100 "	...	16	16		
		7,005 gallons	...	7,005 gallons	83,125 gallons	90,130 gallons	1,326	13,046	14,372		
Biscuits	New South Wales	Tons cwt.	...	Tons cwt.	Tons cwt. qrs.	Tons cwt. qrs.	...	1,100	1,100		
	New Zealand	65 8	...	65 8	23 4 0	88 12 0	1,613	833	2,446		
	Queensland	3 16	...	3 16	0 1 0	3 17 0	110	8	118		
	South Australia	1 5 0	1 5 0	...	76	76		
	Tasmania	0 12 0	0 12 0	...	65	65		
	Ceylon	2 0 0	2 0 0	...	80	80		
	Mauritius	5 0	...	5 0	...	5 0 0	120	...	120		
	New Caledonia	18 0	...	18 0	...	18 0 0	500	...	500		
		92 4	...	92 4	40 12 1	132 16 1	2,343	2,162	4,505		
Black Sand	United Kingdom	Tons cwt.	...	Tons cwt.	...	Tons cwt.	6,694	...	6,694		
		148 15	...	148 15	...	148 15		
Boats	New South Wales	1 No.	...	1 No.	...	1 No.	70	...	70		
	South Australia	1 No.	1 "	...	100	100		
		1 No.	...	1 No.	1 No.	2 No.	70	100	170		

No. 9, 2 a.

Bones	United Kingdom	Tons cwt. 332 15	Tons cwt. 107 14	Tons cwt. 440 9	...	Tons cwt. 440 9	2,425	...	2,425
	Mauritius	35 0	...	35 0	...	35 0	200	...	200
		367 15	107 14	475 9	...	475 9	2,625	...	2,625
Books	United Kingdom	1 package	...	1 package	24 packages	25 packages	5	700	705
	New South Wales	279 "	279 "	...	9,139	9,139
	New Zealand	65 "	65 "	...	1,237	1,237
	Queensland	2 "	2 "	...	50	50
	South Australia	88 "	88 "	...	1,950	1,950
	Tasmania	1 "	...	1 "	71 "	72 "	40	1,530	1,570
	Mauritius	2 "	...	2 "	...	2 "	20	...	20
	New Caledonia	1 "	1 "	...	10	10
	4 packages	...	4 packages	530 packages	534 packages	65	14,616	14,681	
Boots and Shoes	United Kingdom	128 packages...	128 packages...	...	3,395	3,395
	New South Wales	39 packages	...	39 packages	2,035 "	2,074 "	370	35,772	36,142
	New Zealand	4 "	...	4 "	1,483 "	1,487 "	110	29,561	29,671
	South Australia	154 "	154 "	...	3,743	3,743
	Tasmania	124 "	124 "	...	2,533	2,533
	Fiji Islands	3 "	3 "	...	40	40
	San Francisco	2 "	2 "	...	100	100
		43 packages	...	43 packages	3,929 packages...	3,972 packages...	480	75,144	75,624
Bran	New South Wales	5,320 bushels	...	5,320 bushels	3,416 bushels	8,736 bushels	595	270	865
	New Zealand	2,318 "	1,000 bushels...	3,318 "	4,116 "	7,434 "	259	313	572
	Baker's Island	7,000 "	...	7,000 "	...	7,000 "	400	...	400
	Calcutta	100 "	200 "	300 "	...	300 "	21	...	21
	Ceylon	400 "	400 "	...	40	40
	Madras	...	400 "	400 "	...	400 "	40	...	40
	Mauritius	15,988 "	...	15,988 "	13,766 "	29,754 "	1,177	1,010	2,187
	San Francisco	250 "	250 "	...	25	25
	Sourabaya	1,400 "	...	1,400 "	...	1,400 "	110	...	110
		32,126 bushels	1,600 "	33,726 bushels	21,948 bushels	55,674 bushels	2,602	1,658	4,260
Brassware	United Kingdom	3 packages	...	3 packages	9 packages	12 packages	200	490	690
	New South Wales	2 "	2 "	...	35	35
	New Zealand	3 "	3 "	...	54	54
	Tasmania	2 "	2 "	...	11	11
	San Francisco	7 "	7 "	...	60	60
		3 packages	...	3 packages	23 packages	26 packages	200	650	850

EXPORTS.

General Exports from the Colony of Victoria during the Year ended 31st December, 1861,—*continued.*

Articles.	Country to which Exported.	Quantities.					Value in Sterling.			Duty.	
		Produce and Manufacture of the Colony.			British, Foreign, and other Colonial Produce and Manufacture.	Total.	Produce and Manufacture of the Colony.	British, Foreign, and other Colonial Produce and Manufacture.	Total.	Gross Amount received in Sterling.	Rate, and when imposed.
		In British Vessels.	In Foreign Vessels.	Total.							
Bricks ...	New South Wales	125,000 No.	...	125,000 No.	...	125,000 No.	£ 307	£ ...	£ 307		
	New Zealand	35,000 "	...	35,000 "	...	76,625 "	50	90	140		
	Tasmania	5,000 "	...	5,000 "	...	6,000 "	25	5	30		
		165,000 No.	...	165,000 No.	...	207,625 No.	382	95	477		
" Bath ...	New Zealand	3 packages	...	31	31		
	South Australia	4 "	...	48	48		
		7 packages	...	79	79		
" Fire ...	New South Wales	50 No.	...	5	5		
	South Australia	20,000 "	...	110	110		
		20,050 No.	...	115	115		
Brushware ...	United Kingdom	4 packages	...	200	200		
	New South Wales	45 "	...	1,131	1,131		
	New Zealand	23 "	...	310	310		
	South Australia	78 "	...	409	409		
	Tasmania	22 "	...	95	95		
		172 packages	...	2,145	2,145		
Building Materials ...	United Kingdom	20	20		
	New South Wales	4,303	4,303		
	New Zealand	5,042	5,042		
	Queensland	58	58		
	South Australia	963	963		
Tasmania	405	405			
		10,791	10,791			

Butter	United Kingdom	Tons cwt.	...	Tons cwt.	Tons cwt.	Tons cwt.	...	4,589	4,589	
	New South Wales	3 4	...	3 4	25 14	28 18	400	3,371	3,771	
	New Zealand	8 14	...	8 14	136 5	144 19	477	9,366	9,843	
	Queensland	1 1	1 1	...	121	121	
	South Australia	1 1	1 1	...	80	80	
	Tasmania	4 10	4 10	...	297	297	
	Western Australia	1 1	1 1	...	124	124	
	Fiji Islands	0 3	0 3	...	10	10	
	Mauritius	13 5	13 5	...	1,060	1,060	
			11 18	...	11 18	274 15	286 13	877	19,018	19,895
Camphine	South Anstralia	90 gallons	90 gallons	...	25	25	
Candles	United Kingdom	Tons cwt.	...	Tons cwt.	Tons cwt. qrs.	Tons cwt. qrs.	...	40	40	
	New South Wales	0 2	...	0 2	109 0 3	109 2 3	8	12,153	12,161	
	New Zealand	25 5	...	25 5	65 17 0	91 2 0	2,153	7,033	9,186	
	Queensland	0 14	...	0 14	0 8 0	1 2 0	40	44	84	
	South Australia	3 14	...	3 14	11 10 0	15 4 0	205	1,142	1,347	
	Tasmania	6 11	...	6 11	8 0 0	14 11 0	410	796	1,206	
	Western Australia	0 2 0	0 2 0	...	14	14	
	Guam	0 1 0	0 1 0	...	7	7	
			36 6	...	36 6	195 10 3	231 16 3	2,816	21,229	24,045
	Canvas	New South Wales	82 packages	82 packages	...	1,635	1,635
New Zealand		76 "	76 "	...	2,475	2,475	
Queensland		14 packages	...	14 packages	...	14 "	56	...	56	
South Australia		2 "	2 "	...	35	35	
Tasmania		10 "	10 "	...	430	430	
Ceylon		11 "	11 "	...	218	218	
Fiji Islands		2 "	2 "	...	55	55	
			14 packages	...	14 packages	183 packages	197 packages	56	4,848	4,904
Carpeting	New South Wales	3 packages	3 packages	...	125	125	
	New Zealand	3 "	3 "	...	50	50	
	South Australia	2 "	2 "	...	61	61	
	Tasmania	4 "	4 "	...	40	40	
						12 packages	12 packages	...	276	276
Carriages, Carts, &c.	New South Wales	6 packages	...	6 packages	112 pkgs., 3 No.	118 pkgs., 3 No.	399	7,829	8,228	
	New Zealand	306 "	137 packages...	443 "	190 packages	633 packages	6,873	4,255	11,128	
	Queensland	4 "	1 "	5 "	...	5 "	235	...	235	
	South Australia	3 "	...	3 "	7 "	10 "	50	380	430	
	Tasmania	1 "	...	1 "	2 "	3 "	50	60	110	
			320 packages	138 packages...	458 packages	311 pkgs., 3 No.	769 pkgs., 3 No.	7,607	12,524	20,131

EXPORTS.

General Exports from the Colony of Victoria during the Year ended 31st December, 1861,—*continued.*

Articles.	Country to which Exported.	Quantities.					Value in Sterling.			Duty.	
		Produce and Manufacture of the Colony.			British, Foreign, and other Colonial Produce and Manufacture.	Total.	Produce and Manufacture of the Colony.	British, Foreign, and other Colonial Produce and Manufacture.	Total.	Gross Amount received in Sterling.	Rate, and when Imposed.
		In British Vessels.	In Foreign Vessels.	Total.							
Carriages, Carts, &c. " Materials ...	New South Wales	6 packages	6 packages	£	£	£		
	New Zealand	27	110	137		
	South Australia	20	20		
	Tasmania	14	14		
						6 packages	6 packages	27	496	523	
Casks (empty) ...	New South Wales	136 No.	136 No.	...	137	137		
	New Zealand	250 "	250 "	...	67	67		
	South Australia	36 No.	...	36 No.	189 "	225 "	11	77	88		
	Mauritius	272 "	...	272 "	367 "	639 "	120	179	299		
			308 No.	...	308 No.	942 No.	1,250 No.	131	460	591	
Cement ...	New South Wales	Tons cwt. 27 18	Tons cwt. 27 18	...	306	306		
	New Zealand	89 4	89 4	...	817	817		
	South Australia	62 19	62 19	...	622	622		
	Tasmania	5 10	5 10	...	42	42		
						185 11	185 11	...	1,787	1,787	
Chaff ...	New Zealand	Tons cwt. 32 10	...	Tons cwt. 32 10	Tons cwt. 10 0	Tons cwt. 42 10	369	95	464		
Cheese ...	United Kingdom	Tons cwt. qrs. 1 0 0	Tons cwt. qrs. 1 0 0	...	75	75		
	New South Wales	3 tons	...	3 tons	13 15 2	16 15 2	349	1,291	1,640		
	New Zealand	47 16 2	47 16 2	...	4,341	4,341		
	South Australia	3 4 0	3 4 0	...	395	395		
	Tasmania	3 18 0	3 18 0	...	329	329		
	Hong Kong	0 1 0	0 1 0	...	2	2		
		3 tons	...	3 tons	69 15 0	72 15 0	349	6,433	6,782		

No. 9, 27.

Chicory	New South Wales	40,428 lbs.	...	40,428 lbs.	...	550	550	
		New Zealand	24,680 "	...	24,680 "	...	381	381	
		South Australia	1,120 "	...	1,120 "	...	89	89	
		Tasmania	19,264 "	...	19,264 "	...	353	353	
		Western Australia	672 "	...	672 "	...	9	9	
						86,164 lbs.	...	86,164 lbs.	...	1,382	1,382	
Chinaware	United Kingdom	1 package	...	1 package	...	25	25	
		New South Wales	50 "	...	50 "	...	547	547	
		New Zealand	12 "	...	12 "	...	307	307	
		South Australia	7 "	...	7 "	...	102	102	
		Tasmania	1 "	...	1 "	...	5	5	
						71 packages	...	71 packages	...	986	986	
Cider and Perry	South Australia	24 gallons	...	24 gallons	...	14	14	
Coal	New Zealand	Tons cwt.	...	Tons cwt.	...	596	596	
		South Australia	229 0	...	229 0	...	20	20
		Tasmania	3 5	...	3 5	...	54	54
		Baker's Island	27 0	...	27 0	...	300	300
						441 5	...	441 5	...	970	970	
Cocoa and Chocolate	New South Wales	7,301 lbs.	...	7,301 lbs.	...	396	396	
		New Zealand	967 "	...	967 "	...	48	48	
		Tasmania	900 "	...	900 "	...	30	30	
								9,168 lbs.	...	9,168 lbs.	...	474
Coffee	United Kingdom	10,525 lbs.	...	10,525 lbs.	...	501	501	
		New South Wales	208,117 "	...	208,117 "	...	9,996	9,996
		New Zealand	118,125 "	...	118,125 "	...	6,413	6,413
		South Australia	236,544 "	...	236,544 "	...	10,297	10,297
		Tasmania	152,105 "	...	152,105 "	...	6,633	6,633
		Amherst	112 "	...	112 "	...	2	2
		Baker's Island	96 "	...	96 "	...	6	6
		Batavia	775 "	...	775 "	...	31	31
		Bombay	1,300 "	...	1,300 "	...	66	66
		Calcutta	240 "	...	240 "	...	12	12
		Callao	1,546 "	...	1,546 "	...	71	71
		Guam	2,281 "	...	2,281 "	...	110	110
		Hong Kong	330 "	...	330 "	...	14	14
		Mauritius	212 "	...	212 "	...	11	11
		Rangoon	120 "	...	120 "	...	6	6
		San Francisco	1,028 "	...	1,028 "	...	47	47
						733,456 lbs.	...	733,456 lbs.	...	34,216	34,216	

EXPORTS.

General Exports from the Colony of Victoria during the Year ended 31st December, 1861,—continued.

Articles.	Country to which Exported.	Quantities.					Value in Sterling.			Duty.	
		Produce and Manufacture of the Colony.			British, Foreign, and other Colonial Produce and Manufacture.	Total.	Produce and Manufacture of the Colony.	British, Foreign, and other Colonial Produce and Manufacture.	Total.	Gross Amount received in Sterling.	Rate, and when Imposed.
		In British Vessels.	In Foreign Vessels.	Total.							
Coke and Fuel	New South Wales New Zealand	Tons cwt.		Tons cwt.	Tons cwt.	Tons cwt.	£	£	£		
		2 11	...	2 11	24 1	24 1	8	120	120		
		2 11	...	2 11	1 0	3 11	8	2	10		
					25 1	8	122	130			
Confectionery	United Kingdom New South Wales New Zealand South Australia Tasmania	55 packages	55 packages	...	224	224		
		136 "	136 "	...	1,506	1,506		
		39 packages	...	39 packages	122 "	161 "	74	702	776		
		43 "	43 "	...	271	271		
		22 "	22 "	...	172	172		
					39 packages	417 packages	74	2,875	2,949		
Copper	United Kingdom New South Wales Tasmania Calcutta Hong Kong Mauritius	Tons cwt. 776 11	Tons cwt. 766 11	...	59,482	59,482		
		0 5	0 5	...	36	36		
		0 1	0 1	...	5	5		
		205 18	205 18	...	20,220	20,220		
		2 8	2 8	...	200	200		
		4 10	4 10	...	210	210		
					979 10	979 10	...	80,153	80,153		
" Ore	United Kingdom	Tons cwt. 4,382 19	Tons cwt. 4,382 19	...	107,295	107,295		
Copperware	New South Wales New Zealand	2 packages	2 packages	...	8	8		
		1 "	1 "	...	3	3		
		3 packages	3 packages	...	11	11		
Cordage	United Kingdom New South Wales	Tons cwt. qrs. 0 5 0	Tons cwt. qrs. 0 5 0	...	15	15		
		77 9 3	77 9 3	...	4,107	4,107		

		New Zealand	48	6	0	48	6	0	...	2,108	2,108
		Queensland	0	1	0	0	1	0	...	3	3
		South Australia	59	13	0	59	13	0	...	2,492	2,492
		Tasmania	8	11	0	8	11	0	...	369	369
		Fiji Islands	0	15	0	0	15	0	...	49	49
								195	0	3	195	0	3	...	9,143	9,143
Corks		New South Wales	69 packages	...	69 packages	235	235
		New Zealand	40	"	...	40	"	405	405
		South Australia	10	"	...	10	"	35	35
		Tasmania	61	"	...	61	"	52	52
								180 packages	...	180 packages	727	727
Cottons		New South Wales	181 packages	...	181 packages	8,209	8,209
		New Zealand	106	"	...	106	"	3,938	3,938
		South Australia	20	"	...	20	"	486	486
		Fiji Islands	2	"	...	2	"	60	60
								309 packages	...	309 packages	12,693	12,693
Cotton Waste		United Kingdom	3 packages	3 packages	3 packages	...	20	20	20
		New South Wales	3 packages	...	3	"	41	41
		New Zealand	1	"	...	1	"	7	7
		South Australia	7	"	...	7	"	70	70
		Tasmania	1	"	...	1	"	2	2
		3 packages	3 packages	...	12 packages	...	15 packages	...	20	120	140	
" Wick		United Kingdom	1 package	...	1 package	40	40
		South Australia	18	"	...	18	"	102	102
		Tasmania	1	"	...	1	"	10	10
								20 packages	...	20 packages	152	152
Cutlery		United Kingdom	1 package	...	1 package	100	100
		New South Wales	51	"	...	51	"	706	706
		New Zealand	20	"	...	20	"	916	916
		South Australia	2	"	...	2	"	153	153
		Tasmania	1	"	...	1	"	19	19
		Fiji Islands	1	"	...	1	"	10	10
		Hong-Kong	2	"	...	2	"	50	50
								78 packages	...	78 packages	1,954	1,954
Curiosities		United Kingdom	1 package	1 package	...	2 packages	...	3 packages	...	10	6	16
		New South Wales	1	"	...	1	"	20	20
			1 package	1 package	...	3 packages	...	4 packages	...	10	26	36

EXPORTS.

General Exports from the Colony of Victoria during the Year ended 31st December, 1861,—continued.

Articles.	Country to which Exported.	Quantities.					Value in Sterling.			Duty.	
		Produce and Manufacture of the Colony.			British, Foreign, and other Colonial Produce and Manufacture.	Total.	Produce and Manufacture of the Colony.	British, Foreign, and other Colonial Produce and Manufacture.	Total.	Gross Amount received in Sterling.	Rate, and when Imposed.
		In British Vessels.	In Foreign Vessels.	Total.							
Drapery	United Kingdom	156 packages ...	156 packages ...	£	£	£		
	New South Wales	2,474 " ...	2,474 "	9,943	9,943		
	New Zealand	1,344 " ...	1,344 "	121,226	121,226		
	Queensland	119 " ...	119 "	63,748	63,748		
	South Australia	664 " ...	664 "	3,899	3,899		
	Tasmania	711 " ...	711 "	28,987	28,987		
	Fiji Islands	12 " ...	12 "	38,262	38,262		
	Mauritius	1 " ...	1 "	480	480		
					5,481 packages ...	5,481 packages	266,555	266,555		
Drugs	United Kingdom	12 packages	12 packages ...	202 packages ...	214 packages ...	100	390	490		
	New South Wales	886 " ...	886 "	4,627	4,627		
	New Zealand	586 " ...	586 "	4,298	4,298		
	South Australia	260 " ...	260 "	1,406	1,406		
	Tasmania	99 " ...	99 "	767	767		
	Hong Kong	115 " ...	115 "	300	300		
			12 packages	12 packages ...	2,148 packages ...	2,160 packages ...	100	11,788	11,888	
Druggists' ware ...	New South Wales	28 packages ...	28 packages	345	345		
	South Australia	1 " ...	1 "	8	8		
	Tasmania	7 " ...	7 "	122	122		
			36 packages ...	36 packages	475	475	
Earthenware ...	New South Wales	327 packages ...	327 packages	3,577	3,577		
	New Zealand	111 " ...	111 "	1,254	1,254		
	South Australia	167 " ...	167 "	1,690	1,690		
	Tasmania	56 " ...	56 "	465	465		
	Fiji Islands	1 " ...	1 "	20	20		
			662 packages ...	662 packages	7,006	7,006	
Eggs	New Zealand ...	1 package	1 package	1 package ...	12	...	12		

Fancy Goods	United Kingdom	3 packages	...	3 packages	...	6 packages	...	9 packages	...	60	160	220	
			New South Wales	403	"	...	403	"	9,312
No. 9, 2 u.		New Zealand	1 package	1	"	...	337	"	...	338	"	4	8,872	8,876
		South Australia	2	"	...	2	"	...	115	"	...	117	"	53	3,256	3,309
		Tasmania	1	"	...	1	"	...	142	"	...	143	"	24	2,652	2,676
		Ceylon	4	"	...	4	"	...	39	39
	
			4 packages	...	3 packages	...	7 packages	...	1,007 packages	...	1,014	"	...	141	24,291	24,432
Felt	New South Wales	1 package	...	1 package	20	20	
		New Zealand	6	"	...	6	"	...	26	26
		South Australia	6	"	...	6	"	...	27	27
			13 packages	...	13 packages	73	73	
Fibre, Coconut	...	New South Wales	Tons cwt.	...	Tons cwt.	292	292	
		New Zealand	8 6	...	8 6	72	72	
		Tasmania	2 0	...	2 0	40	40	
			0 17	...	0 17	
			11 3	...	11 3	404	404	
Fish, Preserved	...	United Kingdom	3 packages	...	3 packages	55	55	
		New South Wales	2,516	"	...	2,516	"	...	6,173	6,173
		New Zealand	20 packages	20 packages	1,739	"	...	1,759	"	30	4,675	4,705
		Queensland	14	"	...	14	"	...	17	17
		South Australia	155	"	...	155	"	...	979	979
		Tasmania	103	"	...	103	"	...	163	163
		Western Australia	2	"	...	2	"	...	6	6
		California	587	"	...	587	"	...	647	647
		Fiji Islands	6	"	...	6	"	...	5	5
		Hong Kong	15	"	...	15	"	...	56	56
			20 packages	20 packages	5,140 packages	...	5,160 packages	...	30	12,776	12,806	
" Salted	...	New South Wales	Tons cwt. qrs.	...	Tons cwt. qrs.	514	514	
		New Zealand	10 12 2	...	10 12 2	118	118	
		South Australia	4 1 0	...	4 1 0	31	31	
		Tasmania	0 15 0	...	0 15 0	70	70	
		Mauritius	1 12 0	...	1 12 0	220	220	
			10 10 0	...	10 10 0	953	953	
			27 10 2	...	27 10 2	

EXPORTS.

General Exports from the Colony of Victoria during the Year ended 31st December, 1861,—*continued.*

Articles.	Country to which Exported.	Quantities.					Value in Sterling.			Duty.	
		Produce and Manufacture of the Colony.			British, Foreign, and other Colonial Produce and Manufacture.	Total.	Produce and Manufacture of the Colony.	British, Foreign, and other Colonial Produce and Manufacture.	Total.	Gross Amount received in Sterling.	Rate, and when Imposed.
		In British Vessels.	In Foreign Vessels.	Total.							
		Tons. cwt.	Tons cwt.	Tons cwt.	Tons cwt.	Tons cwt.	£	£	£		
Flour ...	United Kingdom	122 0	...	122 0	...	122 0	1,370	...	1,370		
	New South Wales	876 9	...	876 9	861 13	1,738 2	17,079	15,662	32,741		
	New Zealand	1,132 15	167 0	1,299 15	1,378 11	2,678 6	18,531	21,638	40,169		
	Queensland	114 0	...	114 0	1 13	115 13	1,758	86	1,794		
	South Australia	8 1	...	8 1	24 0	32 1	146	430	576		
	Tasmania	20 2	...	20 2	35 4	55 6	343	538	881		
	Western Australia	50 0	...	50 0	...	50 0	700	...	700		
	Baker's Island	40 0	40 0	...	700	700		
	Ceylon	2 4	2 4	...	44	44		
	Fiji Islands	2 0	2 0	...	30	30		
	Guam	12 0	...	12 0	...	12 0	160	...	160		
	Mauritius	173 4	...	173 4	318 0	491 4	2,793	4,942	7,735		
	New Caledonia	38 0	38 0	...	700	700		
	Padang	180 0	180 0	...	2,520	2,520		
		2,508 11	167 0	2,675 11	2,881 5	5,556 16	42,880	47,240	90,120		
Fruit, Bottled ...	New South Wales	774 packages...	774 packages...	...	1,436	1,436		
	New Zealand	426 "	426 "	...	731	731		
	South Australia	109 "	109 "	...	130	130		
					1,309 packages...	1,309 packages...	...	2,297	2,297		
" Dried ...	New South Wales	Tons cwt. qrs.	Tons cwt. qrs.	...	2,006	2,006		
	New Zealand	23 9 1	23 9 1	...	826	826		
	Queensland	0 5 0	0 5 0	...	9	9		
	South Australia	51 9 0	51 9 0	...	1,707	1,707		
	Tasmania	0 1 0	0 1 0	...	8	8		
					113 4 1	113 4 1	...	4,556	4,556		
" Currants	New South Wales	Tons cwt. qrs.	Tons cwt. qrs.	...	4,679	4,679		
	New Zealand	42 5 0	42 5 0	...	1,687	1,687		

EXPORTS.

General Exports from the Colony of Victoria during the Year ended 31st December, 1861,—*continued.*

Articles.	Country to which Exported.	Quantities.					Value in Sterling.			Duty.	
		Produce and Manufacture of the Colony.			British, Foreign, and other Colonial Produce and Manufacture.	Total.	Produce and Manufacture of the Colony.	British, Foreign, and other Colonial Produce and Manufacture.	Total.	Gross Amount received in Sterling.	Rate, and when imposed.
		In British Vessels.	In Foreign Vessels.	Total.							
Glass— <i>continued.</i> Plate	New South Wales New Zealand ... Queensland ... Tasmania	21 packages ... 5 " ... 1 " ... 9 " ...	21 packages ... 5 " ... 1 " ... 9 " ...	£ £ £	837 88 20 188	837 88 20 188	£ s. d.	
					36 packages ...	36 packages	1,133	1,133		
Window	United Kingdom New South Wales New Zealand ... Queensland ... South Australia Tasmania	2 packages ... 119 " ... 269 " ... 40 " ... 38 " ... 1 " ...	2 packages ... 119 " ... 269 " ... 40 " ... 38 " ... 1 "	1 665 683 40 99 5	1 665 683 40 99 5		
					469 packages ...	469 packages	1,493	1,493		
Glassware	United Kingdom New South Wales New Zealand ... Queensland ... South Australia Tasmania	1 packages ... 228 " ... 508 " ... 1 " ... 27 " ... 35 " ...	1 packages ... 228 " ... 511 " ... 1 " ... 27 " ... 35 " 15	20 2,425 2,839 60 252 268	20 2,425 2,839 60 252 268		
		3 packages	3 packages ...	800 packages ...	803 packages ...	15	5,864	5,879		
Glue	New South Wales New Zealand ... South Australia	Tons cwt. 0 4 0 1 1 4	Tons cwt. 0 4 0 1 1 4	18 5 80	18 5 80		
					1 9	1 9	...	103	103		
Glue pieces	United Kingdom	152 packages	152 packages ...	21 packages ...	173 packages ...	644	96	740		

No. 9, 2 r.

		Ozs.	dwt.	Ozs.	dwt.	Ozs.	dwt.	Ozs.	dwt.	Ozs.	dwt.	Ozs.	dwt.	Ozs.	dwt.
Gold ...	United Kingdom	1,380,013	16	29,806	19	1,409,820	15	1,409,820	15	5,639,389	...	5,639,389	...
	New South Wales	48,456	10	48,456	10	48,456	10	193,826	...	193,826	...
	New Zealand	122	10	129	10	129	10	524	...	524	...
	South Australia	22	15	22	15	22	15	89	...	89	...
	Tasmania	6	5	6	5	6	5	24	...	24	...
	Batavia	148	16	148	16	148	16	672	...	672	...
	Bombay	142,412	3	142,412	3	142,412	3	569,622	...	569,622	...
	Calcutta	150,456	8	150,456	8	150,456	8	602,799	...	602,799	...
	Ceylon	117,400	10	117,400	10	117,400	10	469,239	...	469,239	...
	Hong Kong	43,507	1	27,860	19	71,368	0	71,368	0	285,505	...	285,505	...
	Madras	10,549	7	10,549	7	10,549	7	42,170	...	42,170	...
	Callao	4	0	4	0	4	0	16	...	16	...
	Mauritius	1	0	1	0	1	0	4	...	4	...
	Shanghai	70	18	70	18	70	18	284	...	284	...
Singapore	65	0	65	0	260	...	260	...	
Suez	16,508	11	16,508	11	16,508	11	65,335	...	65,335	...	
		1,909,687	10	57,732	18	1,967,420	8	1,967,420	8	7,869,758	...	7,869,758	245,931 3 5
Grain, viz. :—															
Barley ...	New South Wales	1,074 bushels	...	1,074 bushels	392	392	...
	New Zealand	15 "	...	15 "	7	7	...
	Tasmania	3,750 bushels	3,750 bushels	3,750 "	...	800	...	800	...
		3,750 bushels	3,750 bushels	...	1,089 bushels	...	4,839 bushels	...	800	399	1,199	...
Beans and Pease ...	New South Wales	21 bushels	21 bushels	...	260 bushels	...	281 bushels	...	26	134	160	...
	New Zealand	52 "	...	52 "	12	12	...
	South Australia	2 "	...	2 "	1	1	...
	New Caledonia	616 "	...	616 "	250	250	...
		21 bushels	21 bushels	...	930 bushels	...	951 bushels	...	26	397	423	...
Gram ...	Tasmania	5 cwt.	...	5 cwt.	3	3	...
Maize ...	New South Wales	100 bushels	100 bushels	100 bushels	...	41	...	41	...
	New Zealand	290 "	290 "	290 "	...	90	...	90	...
			390 bushels	390 bushels	390 bushels	...	131	...	131
Malt ...	New South Wales	208 bushels	...	208 bushels	191	191	...
	New Zealand	200 bushels	200 bushels	...	1,291 "	...	1,491 "	...	120	799	919	...
	South Australia	91 "	...	91 "	35	35	...
	Tasmania	123 "	...	123 "	85	85	...
		200 bushels	200 bushels	...	1,713 bushels	...	1,913 bushels	...	120	1,110	1,230	...

2s. 6d. per oz., 18 Vic., No. 27,
1st May, 1855.

EXPORTS.

General Exports from the Colony of Victoria during the Year ended 31st December, 1861,—*continued.*

Articles.	Country to which Exported.	Quantities.					Value in Sterling.			Duty.	
		Produce and Manufacture of the Colony.			British, Foreign, and other Colonial Produce and Manufacture.	Total.	Produce and Manufacture of the Colony.	British, Foreign, and other Colonial Produce and Manufacture.	Total.	Gross amount received in Sterling.	Rate, and when Imposed.
		In British Vessels.	In Foreign Vessels.	Total.							
Grain— <i>continued.</i>											
Oats	United Kingdom	542 bushels	542 bushels	£	£	£		
	New South Wales	2,900 bushels	...	2,900 bushels	1,900 "	4,800 "	634	105	984		
	New Zealand	16,570 "	700 bushels	17,270 "	26,721 "	43,991 "	2,939	5,607	8,646		
	South Australia	93 "	93 "	...	21	21		
	Tasmania	80 "	...	80 "	172 "	252 "	16	30	46		
	Western Australia	402 "	402 "	...	80	80		
	Calcutta	31 "	360 "	391 "	...	391 "	78	...	78		
	Madras	...	400 "	400 "	...	400 "	80	...	80		
	Mauritius	14,000 "	...	14,000 "	27,296 "	41,296 "	1,485	4,896	6,381		
	San Francisco	60 "	...	60 "	...	60 "	11	...	11		
		33,641 bushels	1,460 bushels	35,101 bushels	57,126 bushels	92,227 bushels	5,243	11,189	16,432		
Rice	New South Wales	Tons cwt. qrs. 1,271 6 2	Tons cwt. qrs. 1,271 6 2	...	21,947	21,947		
	New Zealand	54 2 0	54 2 0	...	1,104	1,104		
	Queensland	0 2 0	0 2 0	...	2	2		
	South Australia	117 18 0	117 18 0	...	2,197	2,197		
	Tasmania	26 9 0	26 9 0	...	418	418		
	Western Australia	2 10 0	2 10 0	...	37	37		
	Fiji Islands	0 6 0	0 6 0	...	5	5		
					1,472 13 2	1,472 13 2	...	25,710	25,710		
Wheat	United Kingdom	15 bushels	...	15 bushels	7,952 bushels	7,967 bushels	15	2,071	2,086		
	New South Wales	46,801 "	...	46,801 "	1,563 "	48,364 "	16,088	547	16,635		
	New Zealand	84 "	...	84 "	12 "	96 "	20	9	29		
	South Australia	12 "	12 "	...	4	4		
	Mauritius	3,500 "	...	3,500 "	1,332 "	4,832 "	1,100	500	1,600		
		50,400 bushels	...	50,400 bushels	10,871 bushels	61,271 bushels	17,223	3,131	20,354		
Undescribed	New South Wales	360 bushels	...	360 bushels	...	360 bushels	190	...	190		

Grindery	New South Wales New Zealand	2 packages	2 packages	...	25	25
		5 packages	5 packages	8 "	13 "	68	134	202
		5 packages	5 packages	10 packages	15 packages	68	159	227
Guano	New South Wales New Zealand South Australia Tasmania	Tons cwt.	Tons cwt.	Tons cwt.	Tons cwt.	...	367	367
		28 0	28 0	36 10	32 10	148	46	194
		5 0	5 0	4 10	6 0	20	16	36
		65 0	65 0	1 0	118 10	374	543	917
		98 0	98 0	95 10	193 10	542	972	1,514
Gum	United Kingdom	9 tons	9 tons	...	180	180
Gutta-percha Goods	New South Wales	2 packages	2 packages	...	68	68
Haberdashery	United Kingdom New South Wales New Zealand South Australia Tasmania	3 packages	3 packages	...	145	145
		32 "	32 "	...	1,550	1,550
		2 "	2 "	...	40	40
		6 "	6 "	...	781	781
		6 "	6 "	...	189	189
						49 packages	49 packages	...	2,705	2,705
Hair	New South Wales New Zealand South Australia Tasmania	Tons cwt.	Tons cwt.	Tons cwt. qrs.	Tons cwt. qrs.	...	165	165
		4 14	4 14	0 17 3	6 17 0	116	108	224
		2 3 0	1 12 0	...	185	185
		0 10	0 10	1 12 0	0 10 0	10	...	10
		5 4	5 4	4 12 3	9 46 3	126	458	584
Hardware and Ironmongery	United Kingdom New South Wales New Zealand Queensland South Australia Tasmania Fiji Islands Hong Kong San Francisco	272 packages	272 packages	...	1,000	1,000
		6 packages	6 packages	2,693 "	2,699 "	37	28,297	28,334
		57 "	57 "	5,601 "	5,658 "	106	33,951	34,057
		26 "	26 "	...	340	340
		2 "	2 "	752 "	754 "	40	5,616	5,656
		2 "	2 "	341 "	343 "	9	1,677	1,686
		91 "	91 "	...	935	935
		1 "	1 "	...	70	70
		107 "	107 "	...	780	780
				67 packages	67 packages	9,884 packages	9,951 packages	192

EXPORTS.

General Exports from the Colony of Victoria during the Year ended 31st December, 1861,—*continued.*

Articles.	Country to which Exported.	Quantities.					Value in Sterling.			Duty.	
		Produce and Manufacture of the Colony.			British, Foreign, and other Colonial Produce and Manufacture.	Total.	Produce and Manufacture of the Colony.	British, Foreign, and other Colonial Produce and Manufacture.	Total.	Gross Amount received in Sterling.	Rate, and when Imposed.
		In British Vessels.	In Foreign Vessels.	Total.							
Hats and Caps	United Kingdom	2 packages	...	2 packages	3 packages	5 packages	£ 5	£ 200	£ 205		
	New South Wales	49 "	49 "	...	1,821	1,821		
	New Zealand	45 "	45 "	...	1,817	1,817		
	South Australia	52 "	52 "	...	1,070	1,070		
	Tasmania	39 "	39 "	...	1,103	1,103		
	Calcutta	10 "	10 "	...	30	30		
	Mauritius	3 "	3 "	...	130	130		
		2 packages	...	2 packages	201 packages	203 packages	5	6,171	6,176		
Hay	New South Wales	Tons cwt. 46 15	Tons cwt. ...	Tons cwt. 46 15	Tons cwt. 3 0	Tons cwt. 49 15	278	24	302		
	New Zealand	293 10	75 0	368 10	1 1	369 11	2,427	10	2,437		
	Tasmania	9 0	...	9 0	...	9 0	53	...	53		
	Calcutta	3 0	60 0	63 0	...	63 0	445	...	445		
	San Francisco	4 0	...	4 0	...	4 0	35	...	35		
	Sourabaya	21 0	...	21 0	...	21 0	160	...	160		
			377 5	135 0	512 5	4 1	516 6	3,398	34	3,432	
Hides	United Kingdom	84,136 No.	20,321 No.	104,457 No.	...	104,457 No.	70,980	...	70,980		
	New South Wales	15 "	...	15 "	...	15 "	5	...	5		
	New Zealand	15 "	...	15 "	...	15 "	9	...	9		
	South Australia	4,275 "	...	4,275 "	...	4,275 "	3,331	...	3,331		
	Tasmania	5,289 "	...	5,289 "	...	5,289 "	3,832	...	3,832		
		93,730 No.	20,321 No.	114,051 "	...	114,051 No.	78,157	...	78,157		
Holloware	New South Wales	2 packages	...	2 packages	23 packages	25 packages	6	92	98		
	New Zealand	6 "	...	6 "	1,541 "	1,547 "	18	1,642	1,660		
	South Australia	15 "	15 "	...	27	27		
	Tasmania	73 "	73 "	...	42	42		
	Fiji Islands	427 "	427 "	...	58	58		
			8 packages	...	8 packages	2,079 packages	2,087 packages	24	1,861	1,885	

No. 9, 29.	Honey	New South Wales	50 lbs.	...	50 lbs.	7	7
				New Zealand	2,688 "	...	2,688 "	130	130
										2,738 lbs.	...	2,738 lbs.	137	137
	Hops	United Kingdom	2,240 lbs.	2,240 lbs.	...	22,112 lbs.	...	24,352 lbs.	...	100	880	980
				New South Wales	81,896 "	...	81,896 "	4,819	4,819
				New Zealand	11,218 "	...	11,218 "	706	706
				Queensland	784 "	...	784 "	35	35
				South Australia	12,696 "	...	12,696 "	751	751
				Tasmania	34,847 "	...	34,847 "	1,077	1,077
					2,240 lbs.	2,240 lbs.	...	163,553 lbs.	...	165,793 lbs.	...	100	4,268	8,368
	Horns and Hoofs	United Kingdom	No. 121,902	tons 43	cwt. 10	45,612 No.	...	No. 167,514	tons 43	cwt. 10	...	2,677	...	2,677
				Tasmania	380	0	0	380	0	0	...	5	...	5
					122,282	43	10	45,612 No.	...	167,894	43	10	...	2,682	...	2,682
	Hosiery	New South Wales	18 packages	...	18 packages	1,466	1,466
				New Zealand	5 "	...	5 "	139	139
				South Australia	2 "	...	2 "	75	75
										25 packages	...	25 packages	1,680	1,680
	Houses—Iron	New Zealand	2 packages	...	2 packages	180	180
	„ Wooden	New Zealand	52 packages	52 packages	...	100 packages	...	152 packages	...	2,350	1,560	3,910
				Tasmania	2 "	...	2 "	13	13
					52 packages	52 packages	...	102 packages	...	154 packages	...	2,350	1,573	3,923
	Ice	New South Wales	Tons cwt. 12 1	...	Tons cwt. 12 1	197	197
	India Rubber	New South Wales	3 packages	...	3 packages	130	130
				New Zealand	1 "	...	1 "	14	14
				South Australia	5 "	...	5 "	26	26
										9 packages]	...	9 packages	170	170
	India Rubber Goods	New South Wales	16 packages	...	16 packages	265	265
				New Zealand	2 "	...	2 "	32	32
				South Australia	9 "	...	9 "	125	125
				Tasmania	3 "	...	3 "	38	38
										30 packages	...	30 packages	460	460

EXPORTS.

General Exports from the Colony of Victoria during the Year ended 31st December, 1861,—continued.

Articles.	Country to which Exported.	Quantities.					Value in Sterling.			Duty.				
		Produce and Manufacture of the Colony.			British, Foreign, and other Colonial Produce and Manufacture.	Total.	Produce and Manufacture of the Colony.	British, Foreign, and other Colonial Produce and Manufacture.	Total.	Gross Amount received in Sterling.	Rate, and when Imposed.			
		In British Vessels.	In Foreign Vessels.	Total.										
Instruments, Musical ...	United Kingdom	1 package	...	1 package	...	£	£	£		
	New South Wales	21 "	...	21 "	60	60		
	New Zealand	43 "	...	43 "	945	945		
	Queensland	43 "	...	43 "	1,733	1,733		
	South Australia	1 "	...	1 "	60	60		
	Tasmania	29 "	...	29 "	754	754		
			7 "	...	7 "	213	213	
						102 packages	...	102 packages	3,765	3,765		
" Scientific ...	United Kingdom	11 packages	...	11 packages	£	£		
	New South Wales	32 "	...	32 "	360	360		
	New Zealand	13 "	...	13 "	1,079	1,079		
	South Australia	13 "	...	13 "	462	462		
	Tasmania	6 "	...	6 "	578	578		
	Ceylon	1 "	...	1 "	35	35		
			1 "	...	1 "	25	25	
						64 packages	...	64 packages	2,539	2,539		
" Surgical ...	Tasmania	3 packages	...	3 packages	30	30		
Iron, viz.:— Bar and Rod ...	New South Wales	Tons cwt. qrs.	...	Tons cwt. qrs.	£	£		
	New Zealand	46 1 2	...	46 1 2	1,446	1,446		
	South Australia	68 15 0	...	68 15 0	1,006	1,006		
	Tasmania	8 15 0	...	8 15 0	128	128		
			12 7 0	...	12 7 0	190	190	
						135 18 2	...	135 18 2	2,770	2,770		
Castings ...	New South Wales	Tons cwt. qrs.	...	Tons cwt. qrs.	...	849	189	1,038		
	New Zealand	4 8 3	...	12 13	90	90		
	South Australia	5 12 0	1,301	1,301		
			44 18	
		4 8 3	4 8 3	...	63 3	...	67 11 3	849	1,580	2,429		

Galvanized	...	New South Wales	Tons cwt.		Tons cwt.		Tons cwt.		Tons cwt.		...	299	299						
			7	14	7	14				50	5,329	5,329			
			180	12	180	12							1,498	1,548	
			1	6	1	6	49	7	50	13									146
			5	3	5	3									
1	6	1	6	242	16	244	2	7,272	7,322								
Galvanized Wire	...	New South Wales	Tons cwt.		Tons cwt.		Tons cwt.		Tons cwt.		...	1,166	1,166						
			36	4	36	4				...	223	223			
			10	19	10	19							2	140	
			0	2	0	2									
			5	16	5	16									
...	53	1	53	1	1,531	1,531										
Hoop	...	United Kingdom	Tons cwt.		Tons cwt.		Tons cwt.		Tons cwt.		...	4	4						
			1	6	1	6				180	180				
			18	0	18	0						26	26		
			0	16	0	16									
			13	1	13	1								179	179
...	33	3	33	3	389	389										
Ore	...	United Kingdom	5 tons ...		5 tons		5 tons ...		20	...	20						
											
Pig	...	South Australia		81 tons		81 tons		...	442	442						
											
Pipes	...	New South Wales	Tons cwt.		Tons cwt.		Tons cwt.		Tons cwt.		...	1,093	1,093						
			88	14	88	14				23	23				
			0	15	0	15						185	185		
			8	3	8	3									
			4	7	4	7								74	74
...	101	19	101	19	1,375	1,375										
Sheet	...	New South Wales	Tons cwt.		Tons cwt.		Tons cwt.		Tons cwt.		...	224	224						
			4	13	4	13				2,272	2,272				
			82	12	82	12						154	154		
			4	2	4	2									
			1	10	1	10								5	5
...	92	17	92	17	2,655	2,655										

EXPORTS.

General Exports from the Colony of Victoria during the Year ended 31st December, 1861,—*continued.*

Articles.	Country to which Exported.	Quantities.						Value in Sterling.			Duty.	
		Produce and Manufacture of the Colony.			British, Foreign, and other Colonial Produce and Manufacture.	Total.	Produce and Manufacture of the Colony.	British, Foreign, and other Colonial Produce and Manufacture.	Total.	Gross Amount received in Sterling.	Rate, and when Imposed.	
		In British Vessels.	In Foreign Vessels.	Total.								
Iron— <i>continued.</i> Wire	New South Wales	Tons cwt. qrs. 18 18 2	Tons cwt. qrs. 18 18 2	£ ...	£ 510	£ 510		
	New Zealand	37 19 0	37 19 0	...	633	633		
	South Australia	66 1 0	66 1 0	...	1,385	1,385		
	Fiji Islands	0 6 0	0 6 0	...	6	6		
							123 4 2	123 4 2	...	2,534	2,534	
Undescribed	United Kingdom	Tons cwt. 24 0	Tons cwt. 24 0	...	119	119		
	New South Wales	3 18	3 18	...	80	80		
	New Zealand	2 19	2 19	...	36	36		
	South Australia	2 15	2 15	...	101	101		
	Tasmania	4 10	4 10	...	58	58		
						38 2	38 2	...	394	394		
Jewellery	United Kingdom	18 packages	18 packages	8 packages	26 packages	286	225	511		
	New South Wales	2 "	2 "	19 "	21 "	70	3,075	3,145		
	New Zealand	9 "	9 "	3 "	12 "	1,964	332	2,296		
	South Australia	4 "	4 "	...	1,756	1,756		
	Tasmania	1 "	1 "	...	1 "	20	...	20		
	Ceylon	2 "	2 "	...	380	380		
	Fiji Islands	2 "	2 "	...	60	60		
	Hong Kong	1 "	1 "	...	1 "	92	...	92		
		31 packages	31 packages	38 packages	69 packages	2,432	5,828	8,260		
Lead	United Kingdom	Tons cwt. 5 11	Tons cwt. 5 11	...	96	96		
	New Zealand	0 9	0 9	...	19	19		
	South Australia	0 15	0 15	...	30	30		
	Tasmania	0 9	0 9	...	15	15		
							7 4	7 4	...	160	160	

No. 9, 2 z.

						Tons cwt. qrs.		Tons cwt. qrs.											
" Pipe	...	United Kingdom	1	2	0	...	14	14							
	...	New South Wales	0	17	2	...	70	70							
	...	New Zealand	0	12	0	...	21	21							
	...	South Australia	0	1	0	...	2	2							
	...	Tasmania	0	1	0	...	5	5						
						2	13	2	2	13	2	112	112						
" Sheet	...	United Kingdom	0	10	0	...	10	10							
	...	New South Wales	94	14	2	...	2,564	2,564							
	...	New Zealand	3	0	0	...	106	106							
	...	South Australia	0	7	0	...	15	15							
	...	Tasmania	7	11	0	...	193	193						
						106	2	2	106	2	2	2,888	2,888						
Leather	...	United Kingdom	221	14	...	221	14	5	19	0	19,987	520	20,507						
	...	New South Wales	2	14	2	...	395	395						
	...	New Zealand	10	5	...	10	5	3	4	0	1,348	390	1,738						
	...	Tasmania	0	3	0	...	40	40						
	...	Mauritius	2	8	...	2	8	3	13	0	250	250	500						
						234	7	...	234	7	15	13	2	250	0	2	21,585	1,595	23,180
Leatherware	...	United Kingdom	3	packages	...	3	packages	...	160	160					
	...	New South Wales	17	packages	...	17	packages	9	"	...	200	100	300						
	...	New Zealand	1	"	...	1	"	63	"	...	28	813	841						
	...	South Australia	4	"	55	85						
						18	packages	...	18	packages	...	228	1,128	1,356					
Lime	...	New Zealand	5,646	bushels	...	5,646	bushels	150	bushels	...	340	18	358						
	...	Queensland	6	"	...	6	"	1	...	1						
	...	Tasmania	4,404	"	...	4,404	"	157	...	157						
						10,056	bushels	...	10,056	bushels	...	498	18	516					
Linens	...	United Kingdom	2	packages	...	2	packages	...	120	120					
	...	New South Wales	6	"	...	6	"	...	228	228					
	...	Tasmania	1	"	...	1	"	...	25	25					
						9	packages	...	9	packages	...	373	373						
Live Stock, viz.:-	Deer	New South Wales	2	No.	...	2	No.	...	100	100					

EXPORTS.

General Exports from the Colony of Victoria during the Year ended 31st December, 1861,—*continued.*

Articles.	Country to which Exported.	Quantities.					Value in Sterling.			Duty.	
		Produce and Manufacture of the Colony.			British, Foreign, and other Colonial Produce and Manufacture.	Total.	Produce and Manufacture of the Colony.	British, Foreign, and other Colonial Produce and Manufacture.	Total.	Gross Amount received in Sterling.	Rate, and when Imposed.
		In British Vessels.	In Foreign Vessels.	Total.							
Live Stock— <i>continued.</i>											
Dogs	New Zealand ...	2 No.	2 No.	2 No. ...	£ 10	...	£ 10		
Horned Cattle ...	New South Wales	1,490 No.	1,490 No.	1,490 No. ...	6,820	...	6,820		
	New Zealand ...	286 "	286 "	286 " ...	1,660	...	1,660		
	Queensland ...	11 "	11 "	11 " ...	122	...	122		
	Tasmania ...	5,898 "	5,898 "	5,898 " ...	42,015	...	42,015		
	Padang ...	30 "	30 "	30 " ...	150	...	150		
	San Francisco ...	7 "	7 "	7 " ...	900	...	900		
		7,722 No.	7,722 No.	7,722 No. ...	51,667	...	51,667		
Horses	New South Wales	688 No.	688 No.	688 No. ...	4,830	...	4,830		
	New Zealand ...	1,969 " ...	277 No. ...	2,246 "	2,246 " ...	71,237	...	71,237		
	Queensland ...	12 "	12 "	12 " ...	475	...	475		
	Tasmania ...	95 "	95 "	95 " ...	2,460	...	2,460		
	Batavia ...	8 "	8 "	8 " ...	800	...	800		
	Calcutta ...	164 " ...	210 " ...	374 "	374 " ...	9,230	...	9,330		
	Ceylon ...	12 "	12 "	12 " ...	400	...	400		
	Madras	102 " ...	102 "	102 " ...	4,000	...	4,000		
	Rangoon ...	1 "	1 "	1 " ...	20	...	20		
	San Francisco ...	2 "	2 "	2 " ...	500	...	500		
	Sourabaya ...	78 "	78 "	78 " ...	3,100	...	3,100		
		3,029 No. ...	589 No. ...	3,618 No.	3,618 No. ...	97,052	...	97,052		
Pigs	New South Wales	24 No.	24 No.	24 No. ...	100	...	100		
Sheep	New South Wales	26,520 No.	26,520 No.	26,520 No. ...	16,785	...	16,785		
	New Zealand ...	73,177 " ...	12,750 No. ...	85,927 " ...	16 No. ...	85,943 " ...	58,782	200	58,982		
	Queensland ...	30 "	30 "	30 " ...	105	...	105		
	South Australia ...	10 "	10 " ...	6 " ...	16 " ...	10	20	30		
	Tasmania ...	31,523 "	31,523 "	31,523 " ...	24,731	...	24,731		
	San Francisco	50 " ...	50 "	300	300		
		131,260 No. ...	12,750 No. ...	144,010 No. ...	72 No. ...	144,082 No. ...	100,413	520	100,933		

Machinery	United Kingdom	80 packages...	80 packages...	...	1,410	1,410	
	New South Wales	35 packages	35 packages	887	922	405	9,253	
	New Zealand	6	6	397	403	225	4,043	
	Queensland	5	5	...	205	
	South Australia	75	75	600	675	815	10,458	
	Tasmania	40	40	195	235	300	3,613	
	California	14	14	...	140	
	Fiji Islands	16	16	...	103	
	Rangoon	1	1	...	8,000	
		156 packages	156 packages	2,195 packages...	2,351 packages...	1,745	37,225	38,970
Marble	New South Wales	6 packages	6 packages	...	60	60	
	New Zealand	5	5	...	42	42	
	South Australia	1	1	...	10	10	
	Tasmania	5	5	...	55	55	
	San Francisco	23	23	...	800	800	
	40 packages	40 packages	40 packages	...	967	967		
Matches and Vestas	New South Wales	291 packages	291 packages	...	1,581	1,581	
	New Zealand	323	323	...	4,355	4,355	
	South Australia	3	3	...	14	14	
	Tasmania	66	66	...	375	375	
	683 packages	683 packages	683 packages...	...	6,325	6,325		
Mats and Rugs	United Kingdom	1 package	1 package	1 package	6	...	6	
	New South Wales	33 packages	33	...	301	301	
	New Zealand	41	41	...	183	183	
	South Australia	21	21	...	77	77	
	Tasmania	3	3	...	18	18	
	1 package	1 package	98 packages	99 packages	6	579	585	
Meal, viz. :— Linseed	New South Wales	Ton cwt. 1 16	Ton cwt. 1 16	...	35	35	
		
Oat	New South Wales	9 11	9 11	28 0 2	37 11 2	264	652	916
	New Zealand	4 1	4 1	8 5 0	12 6 0	121	216	337
	Queensland	0 1 0	0 1 0	...	2	2
	South Australia	6 4	6 4	1 9 0	7 13 0	173	24	197
	Tasmania	15 12 0	15 12 0	...	288	288
		19 16	19 16	53 7 2	73 3 2	558	1,182	1,740

EXPORTS.

General Exports from the Colony of Victoria during the Year ended 31st December, 1861,—*continued.*

Articles.	Country to which Exported.	Quantities.						Value in Sterling.			Duty.	
		Produce and Manufacture of the Colony.			British, Foreign, and other Colonial Produce and Manufacture.	Total.	Produce and Manufacture of the Colony.	British, Foreign, and other Colonial Produce and Manufacture.	Total.	Gross Amount received in Sterling.	Rate, and when Imposed.	
		In British Vessels.	In Foreign Vessels.	Total.								
Meal— <i>continued.</i> Undescribed ...	New South Wales South Australia	Ton cwt. 1 0	Ton cwt. 1 0	£	£	£			
		0 9	0 9	...	40	40			
		1 9	1 9	...	25	25			
							65	65				
Metal, Yellow ...	United Kingdom	Tons cwt. qrs. 23 14 1	Tons cwt. qrs. 23 14 1	...	768	768			
Millinery ...	United Kingdom	23 packages	23 packages	...	849	849			
	New South Wales	84 "	84 "	...	2,690	2,690			
	New Zealand	1 package	...	1 package	1 "	1 "	20	...	20			
	South Australia	14 "	14 "	...	427	427			
	Tasmania	15 "	15 "	...	511	511			
		1 package	...	1 package	136 packages	137 packages	20	4,477	4,497			
Miscellaneous Articles ...	United Kingdom	309 packages	211 packages	520 packages	284 packages	804 packages	2,320	2,306	4,626			
	New South Wales	102 "	...	102 "	1,983 "	2,085 "	575	13,444	14,019			
	New Zealand	542 "	...	542 "	345 "	887 "	170	2,734	2,904			
	South Australia	10 "	...	10 "	109 "	119 "	50	680	730			
	Tasmania	152 "	152 "	...	1,053	1,053			
	Fiji Islands	149 "	149 "	...	115	115			
	Suez	1 "	...	1 "	...	1 "	1	...	1			
			964 packages	211 packages	1,175 packages	3,022 packages	4,197 packages	3,116	20,332	23,448		
Molasses and Treacle ...	United Kingdom	16,761 cwt.	...	16,761 cwt.	Cwt. qrs. lbs. 6 0 0	Cwt. qrs. lbs. 16,767 0 0	12,607	4	12,611			
	New South Wales	360 "	...	360 "	3 3 4	363 3 4	360	17	377			
	New Zealand	216 "	...	216 "	25 0 0	241 0 0	249	30	279			
	South Australia	859 "	...	859 "	...	859 0 0	662	...	662			
	Tasmania	468 "	...	468 "	16 0 0	484 0 0	468	53	521			
	Calcutta	15 "	6 cwt.	21 "	...	21 0 0	23	...	23			
	Callao	8 0 0	8 0 0	...	13	13			

No. 9, 3 a.

		Guam ...	3	...	3	...	3	0	0	6	0	0	3	12	15
		San Francisco ...	600	...	600	600	0	0	600	...	600
			19,282 cwt.	6 cwt.	19,288 cwt.	...	61	3	4	19,349	3	4	14,972	129	15,101
	Nails and Screws	New South Wales	Tons	cwt.	qrs.	Tons	cwt.	qrs.	...	1,162	1,162
		New Zealand	109	3	0	109	3	0	...	2,935	2,935
		Queensland	1	13	0	1	13	0	...	53	53
		South Australia	10	12	0	10	12	0	...	392	392
		Tasmania	11	17	0	11	17	0	...	444	444
		Western Australia	1	7	0	1	7	0	...	54	54
		Fiji Islands	3	6	0	3	6	0	...	109	109
							166	12	2	166	12	2	...	5,149	5,149
	Naphtha	New Zealand	135	gallons	...	135	gallons	40	40
		South Australia	90	"	...	90	"	35	35
		Hong Kong	160	"	...	160	"	40	40
							385	gallons	...	385	gallons	115	115
	Nets	New Zealand	8	No.	...	8	No.	40	40
	Nuts	New South Wales	60	bushels	...	60	bushels	30	30
		New Zealand	310	"	...	310	"	134	134
		South Australia	12	"	...	12	"	15	15
							382	bushels	...	382	bushels	179	179
	" Almonds...	United Kingdom	420	bushels	...	420	bushels	590	905
		New South Wales	40	"	...	40	"	120	120
		New Zealand	63	"	...	63	"	96	96
		Queensland	17	"	...	17	"	15	15
							540	bushels	...	540	bushels	821	821
							Tons	cwt.		Tons	cwt.				
	Oakum	New South Wales	17	1		17	1		...	349	349
		New Zealand	0	7		0	7		...	11	11
							17	8		17	8		...	360	360
	Oars...	New South Wales	16	No.	...	16	No.	26	26
		New Zealand	104	"	...	104	"	30	30
		South Australia	12	"	...	12	"	8	8
		Tasmania	26	"	...	26	"	16	16
							158	No.	...	158	No.	80	80

EXPORTS.

General Exports from the Colony of Victoria during the Year ended 31st December, 1861,—*continued.*

Articles.	Country to which Exported.	Quantities.					Value in Sterling.			Duty.	
		Produce and Manufacture of the Colony.			British, Foreign, and other Colonial Produce and Manufacture.	Total.	Produce and Manufacture of the Colony.	British, Foreign, and other Colonial Produce and Manufacture.	Total.	Gross Amount received in Sterling.	Rate, and when imposed.
		In British Vessels.	In Foreign Vessels.	Total.							
Oil, viz. :—							£	£	£		
Cocoanut ...	United Kingdom	31,084 gallons	4,105	4,105		
Colza ...	New South Wales	1,010 gallons	315	315		
	New Zealand	130 „	39	39		
						1,140 gallons	354	354		
Kerosene ...	New South Wales	11,429 gallons	3,799	3,799		
	New Zealand	2,425 „	811	811		
	South Australia	258 „	98	98		
	Tasmania	285 „	116	116		
						14,397 gallons	4,824	4,824		
Linseed ...	New South Wales	4,174 gallons	1,149	1,149		
	New Zealand	1,190 „	236	236		
	South Australia	150 „	36	36		
	Tasmania	120 „	30	30		
						5,634 gallons	1,451	1,451		
Olive ...	New South Wales	1,140 gallons	430	430		
	Tasmania	7 „	7	7		
						1,147 gallons	437	437		
Sperm ...	United Kingdom	14,740 gallons	5,920	5,920		
	New South Wales	48 „	45	45		
	Tasmania	252 „	45	45		
						15,040 gallons	6,010	6,010		

Undescribed	United Kingdom	...	60 gallons	60 gallons	22,998 gallons	23,058 gallons	20	6,656	6,656
	New South Wales	21,245 "	21,245 "	...	8,528	8,528
	New Zealand	6,453 "	6,453 "	...	1,675	1,675
	South Australia	7,230 "	7,230 "	...	1,751	1,751
	Tasmania	736 "	736 "	...	186	186
	Fiji Islands	35 "	35 "	...	14	14
			60 gallons	60 gallons	58,697 gallons	58,757 gallons	20	18,790	18,810
Oilcloth	New South Wales	22 packages	22 packages	...	208	208
	New Zealand	1 "	1 "	...	2	2
	South Australia	2 "	2 "	...	41	41
					25 packages	25 packages	...	251	251
Oilmen's Stores	United Kingdom	22 packages...	22 packages...	...	35	35
	New South Wales	8,312 "	8,312 "	...	19,268	19,268
	New Zealand	209 packages	...	209 packages	4,145 "	4,354 "	246	8,152	8,398
	Queensland	24 "	...	24 "	197 "	221 "	55	627	682
	South Australia	662 "	662 "	...	1,607	1,607
	Tasmania	20 "	...	20 "	282 "	302 "	20	403	423
	Western Australia	5 "	5 "	...	5	5
	Fiji Islands	51 "	51 "	...	103	103
	Guam	22 "	22 "	...	30	30
	New Caledonia	20 "	20 "	...	20	20
San Francisco	46 "	46 "	...	352	352	
		253 packages	...	253 packages	13,764 packages...	14,017 packages...	321	30,602	30,923
Onions	New South Wales	Tons cwt. 4 10	...	Tons cwt. 4 10	...	Tons cwt. 4 10	20	...	20
	New Zealand	5 10	...	5 10	...	5 10	40	...	40
		10 0	...	10 0	...	10 0	60	...	60
Opium	New South Wales	4,927 lbs.	4,927 lbs.	...	7,607	7,607
	Hong Kong	1,536 "	1,536 "	...	2,430	2,430
		6,463 lbs.	6,463 lbs.	...	10,037	10,037
Paintings and Engravings	United Kingdom	1 package	...	1 package	2 packages	3 packages	3	60	63
	New South Wales	8 "	8 "	...	411	411
	New Zealand	2 "	2 "	...	19	19
	South Australia	1 "	...	1 "	9 "	10 "	10	122	132
	Tasmania	1 "	1 "	...	15	15
		2 packages	...	2 packages	22 packages	24 packages	13	627	640

EXPORTS.

General Exports from the Colony of Victoria during the Year ended 31st December, 1861,—continued.

Articles.	Country to which Exported.	Quantities.					Value in Sterling.			Duty.		
		Produce and Manufacture of the Colony.				British, Foreign, and other Colonial Produce and Manufacture.	Total.	Produce and Manufacture of the Colony.	British, Foreign, and other Colonial Produce and Manufacture.	Total.	Gross Amount received in Sterling.	Rate, and when Imposed.
		In British Vessels.	In Foreign Vessels.	Total.								
Paints	United Kingdom					Tons cwt. qrs. 8 4 0	Tons cwt. qrs. 8 4 0	£	£	£		
	New South Wales					14 10 3	14 10 3		1,188	1,188		
	New Zealand					15 17 0	15 17 0		584	584		
	South Australia					3 9 0	3 9 0		154	154		
	Tasmania					0 13 0	0 13 0		42	42		
	Fiji Islands					0 6 0	0 6 0		6	6		
						42 19 3	42 19 3		2,252	2,252		
Paperhangings	New South Wales					57 packages	57 packages		980	980		
	New Zealand					41 "	41 "		726	726		
	South Australia					34 "	34 "		750	750		
	Tasmania					1 "	1 "		15	15		
						133 packages	133 packages		2,471	2,471		
Pelts	United Kingdom	118 packages			118 packages			240		240		
Perfumery	New South Wales					5 packages	5 packages		81	81		
	New Zealand					6 "	6 "		89	89		
	Queensland					1 "	1 "		25	25		
	Tasmania					4 "	4 "		78	78		
	Western Australia					1 "	1 "		4	4		
					17 packages	17 packages		277	277			
Photographic Goods	United Kingdom	1 package			1 package	4 packages	5 packages	16	70	86		
	New South Wales					14 "	14 "		370	370		
	New Zealand					11 "	11 "		173	173		
	South Australia					16 "	16 "		215	215		
	Western Australia					1 "	1 "		20	20		
	Anjer					2 "	2 "		80	80		
			1 package			1 package	48 packages	49 packages	16	928	944	

EXPORTS.

General Exports from the Colony of Victoria during the Year ended 31st December, 1861,—*continued.*

Articles.	Country to which Exported.	Quantities.					Value in Sterling.			Duty.	
		Produce and Manufacture of the Colony.			British, Foreign, and other Colonial Produce and Manufacture.	Total	Produce and Manufacture of the Colony.	British, Foreign, and other Colonial Produce and Manufacture.	Total.	Gross Amount received in Sterling.	Rate, and when Imposed.
		In British Vessels.	In Foreign Vessels.	Total.							
Plumbers' Ware ...	United Kingdom	1 package	1 package	£	£	£		
	New South Wales	5 "	5 "	...	20	20		
	New Zealand	209 "	209 "	...	73	73		
	South Australia	3 "	3 "	...	140	140		
	Tasmania	5 "	5 "	...	23	23		
						223 packages	223 packages	...	3	3	
								259	259		
Potatoes ...		Tons cwt.		Tons cwt.	Tons cwt.	Tons cwt.					
	New South Wales	762 10	...	762 10	226 0	988 10	3,188	1,150	4,338		
	New Zealand	1 0	...	1 0	30 0	31 0	5	150	155		
	South Australia	1,489 0	...	1,489 0	83 15	1,572 15	5,706	384	6,090		
	Tasmania	5 0	...	5 0	...	5 0	25	...	25		
	Batavia	6 0	...	6 0	...	6 0	30	...	30		
	Ceylon	0 6	0 6	...	24	24		
	Mauritius	10 0	...	10 0	...	10 0	68	...	68		
	San Francisco	1 0	...	1 0	...	1 0	6	...	6		
			2,274 10	...	2,274 10	340 1	2,614 11	9,028	1,708	10,736	
Preserves ...		Tons cwt.		Tons cwt.	Tons cwt. qrs.	Tons cwt. qrs.					
	United Kingdom	0 10 0	0 10 0	...	40	40		
	New South Wales	14 13 1	14 13 1	...	1,401	1,401		
	New Zealand	0 2	...	0 2	9 17 0	9 19 0	10	901	911		
	Queensland	0 2	...	0 2	...	0 2 0	12	...	12		
	South Australia	0 10 0	0 10 0	...	53	53		
Tasmania	0 16 0	0 16 0	...	67	67			
		0 4	...	0 4	26 6 1	26 10 1	22	2,462	2,484		
Printing Materials ...	New South Wales	32 packages	32 packages	...	580	580		
	New Zealand	92 "	92 "	...	918	918		
	Queensland	2 "	2 "	...	12	12		

	South Australia	3	"	...	3	"	10	10		
	Tasmania	5	"	...	5	"	84	84		
							134 packages		...	134 packages		1,604	1,604		
Provisions, Preserved	United Kingdom	3 packages		...	3 packages		2	2		
	New South Wales	2,382 "		...	2,382 "		4,940	4,940		
	New Zealand	24 packages	24 packages	774 "		...	798 "		77	...	2,777	2,854		
	South Australia	21 "		...	21 "		87	87		
	Tasmania	2	"	2	"	26	"	...	14	...	95	109	
	Western Australia	1 "		...	1 "		10	10		
	Hong Kong	1	"	1	"	1	"	...	3	...	3		
		27 packages		27 packages		...	3,205 packages		...	3,232 packages		94	7,911	8,005	
Provisions, Salted, viz. :— Bacon	New South Wales	Tons	cwt.	Tons	cwt.	...	Tons	cwt.	956	956		
	New Zealand	3	3	4	18	28	12	0	598	2,076	2,674		
	South Australia	4	16	0	...	497	497		
	Tasmania	1	9	1	9	3	9	0	60	262	322		
	Guam	0	7	0	...	35	35		
		4 12		6 7		46 5 2		...	658	3,826	4,484		
Beef	United Kingdom	Tons	cwt.	Tons	cwt.	...	Tons	cwt.	1,051	1,051		
	New South Wales	28	2	28	2	28	2		
	New Zealand	13	10	13	10	...	6	0	275	80	355		
	Queensland	68	16	1	2	89	18	1	13	91	11	...	2,224	55	2,279		
	Tasmania	1	15	1	15	1	15	...	52	...	52		
	Western Australia	61	12	61	12	...	27	10	1,730	648	2,378		
	Calcutta	0	8	12	12		
	Ceylon	2	10	2	10	2	10	...	40	...	40		
	Mauritius	0	12	0	12	0	12	...	12	...	12		
			45	0	45	0	...	14	0	...	59	0	1,130	290	1,420
		236 7		3 12		242 19		292 10	6,514	1,085	7,599
Hams	New South Wales	Tons	cwt.	Tons	cwt.	...	Tons	cwt.	1,702	1,702		
	New Zealand	17	1	17	1	17	1		
	South Australia	11	1	11	1	...	63	16	...	191	...	5,811	6,002		
	Tasmania	5	12	493	493		
	Guam	4	8	305	305		
	Mauritius	0	5	0	5	...	0	10	25	...	50	50	
		0	5	25		
		11 6		11 6		91 7		...	216	8,361	8,577		

EXPORTS.

General Exports from the Colony of Victoria during the Year ended 31st December, 1861,—*continued.*

Articles.	Country to which Exported.	Quantities.					Value in Sterling.			Duty.	
		Produce and Manufacture of the Colony.			British, Foreign, and other Colonial Produce and Manufacture.	Total.	Produce and Manufacture of the Colony.	British, Foreign, and other Colonial Produce and Manufacture.	Total.	Gross Amount received in Sterling.	Rate, and when Imposed.
		In British Vessels.	In Foreign Vessels.	Total.							
Provisions, Salted, viz. :— ,, Pork	New South Wales New Zealand Queensland South Australia Tasmania Western Australia Ceylon				Tons cwt. 2 0 11 0 1 15 2 0 4 15 0 8 0 3	Tons cwt. 2 0 11 0 1 15 2 0 4 15 0 8 0 3	£	£ 80 449 100 65 180 18 15	£ 80 449 100 65 180 18 15		
					22 1	22 1	...	907	907		
Quartz	United Kingdom	Tons cwt. 4 10	...	Tons cwt. 4 10	...	Tons cwt. 4 10	13	...	13		
Quicksilver	United Kingdom New South Wales New Zealand	50 bottles 83 " 68 "	50 bottles 83 " 68 "	...	390 592 509	390 592 509		
					201 bottles	201 bottles	...	1,491	1,491		
Rags	United Kingdom Tasmania	Tons cwt. 462 2 3 0	Tons cwt. 51 0 ...	Tons cwt. 513 2 3 0	...	Tons cwt. 513 2 3 0	4,987 50	...	4,987 50		
		465 2	51 0	516 2	...	516 2	5,037	...	5,037		
Railway Materials	New South Wales New Zealand South Australia Calcutta	481 200 3,178 40	481 200 3,178 40		
							...	3,899	3,899		
Resin	New South Wales New Zealand	1,522 packages 25 "	1,522 packages 25 "	...	2,378 117	2,378 117		

No. 9, 3c.	Commodity	Origin	Quantity		Value		Quantity		Value			
			Units	Value	Units	Value	Units	Value				
Saddlery	Saddlery	South Australia	198	...	198	...	231	
		Tasmania	18	...	18	...	38	
								1,763 packages		1,763 packages		2,764
		United Kingdom	1 package	...	1 package	...	4 packages	...	5 packages	15	110	125
		New South Wales	79 "	...	79 "	...	105 "	...	184 "	1,057	2,175	3,232
		New Zealand	15 "	...	15 "	...	167 "	...	182 "	901	5,474	6,375
		Queensland	3 "	...	3 "	...	35	35
		South Australia	9 "	...	9 "	...	173	173
		Tasmania	1 "	...	1 "	...	3 "	...	4 "	20	89	109
		Western Australia	1 "	...	1 "	...	12	12
Madras	...	2 packages	2 "	2 "	150	...	150		
San Francisco	4 "	...	4 "	...	200	200		
		96 packages	2 packages	98 packages	...	296 packages	...	394 packages	2,143	8,268	10,411	
Sago	Sago	United Kingdom	46,800 lbs.	...	46,800 lbs.	...	580	580
		New South Wales	13,396 "	...	13,396 "	...	255	255
		New Zealand	10,006 "	...	10,006 "	...	133	133
		South Australia	4,480 "	...	4,480 "	...	60	60
		Tasmania	8,808 "	...	8,808 "	...	152	152
						83,490 lbs.	...	83,490 lbs.	...	1,180	1,180	
Salt	Salt	New South Wales	Tons cwt. 12 0	...	Tons cwt. 12 0	...	Tons cwt. qrs. 2,550 19 3	...	Tons cwt. qrs. 2,562 19 3	210	15,812	16,022
		New Zealand	0 10	...	0 10	...	88 3 0	...	88 13 0	2	645	647
		Queensland	10 7 0	...	10 7 0	...	43	43
		South Australia	289 15 0	...	289 15 0	...	1,730	1,730
		Tasmania	153 10 0	...	153 10 0	...	878	878
		Guam	1 14 0	...	1 14 0	...	10	10
		12 10	...	12 10	...	3,094 8 3	...	3,106 18 3	212	19,118	19,330	
Saltpetre	Saltpetre	New South Wales	Tons cwt. qrs. 0 3 1	...	Tons cwt. qrs. 0 3 1	...	15	15
		South Australia	2 0 0	...	2 0 0	...	116	116
								2 3 1		2 3 1	...	131
Seeds	Seeds	New South Wales	34 packages	...	34 packages	...	63 packages	...	97 packages	267	550	817
		New Zealand	26 "	...	26 "	...	327	327
		South Australia	1 "	...	1 "	...	31 "	...	32 "	5	246	251
		Tasmania	2 "	...	2 "	...	36	36
		San Francisco	1 "	...	1 "	1 "	4	...	4
		36 packages	...	36 packages	...	122 packages	...	158 packages	276	1,159	1,435	

EXPORTS.

General Exports from the Colony of Victoria during the Year ended 31st December, 1861,—continued.

Articles.	Country to which Exported.	Quantities.					Value in Sterling.			Duty.	
		Produce and Manufacture of the Colony.			British Foreign, and other Colonial Produce and Manufacture.	Total.	Produce and Manufacture of the Colony.	British, Foreign, and other Colonial Produce and Manufacture.	Total.	Gross Amount received in Sterling.	Rate, and when Imposed.
		In British Vessels.	In Foreign Vessels.	Total.							
Ship Chandlery	New South Wales	14 packages	14 packages	£ 92	92		
	New Zealand	64 "	64 "	244	244		
	South Australia	22 "	22 "	25	25		
	Tasmania	2 "	2 "	10	10		
	Calcutta	7 "	7 "	160	160		
	California	7 "	7 "	145	145		
							116 packages	116 packages	676	676	
Silks	New South Wales	12 packages	12 packages	1,542	1,542		
	New Zealand	1 "	1 "	200	200		
	South Australia	28 "	28 "	3,477	3,477		
	Tasmania	5 "	5 "	400	400		
	San Francisco	2 "	2 "	55	55		
							48 packages	48 packages	5,674	5,674	
Silver Ore	United Kingdom	Tons cwt. 10 6	Tons cwt. 10 6	618	618		
Skins	United Kingdom	99,261 No.	45,267 No.	144,528 No.	144,528 No.	22,167	22,167		
	South Australia	100 "	...	100 "	100 "	30	30		
	Tasmania	240 "	...	240 "	240 "	30	30		
		99,601 No.	45,267 No.	144,868 No.	144,868 No.	22,227	22,227		
Slates	New Zealand	8,000 No.	8,000 No.	90	90		
	South Australia	4,550 "	4,550 "	55	55		
	Tasmania	5,000 "	5,000 "	70	70		
		17,550 No.	17,550 No.	215	215		
Slate Slabs	New Zealand	5 No.	5 No.	8	8		

		Tons cwt.	Ton cwt	Tons cwt.	Tons cwt. qrs.	Tons cwt. qrs.			
Soap New South Wales	14 3	...	14 3	18 4 3	32 7 3	826	1,189	2,015
 New Zealand	44 10	2 10	47 0	26 10 0	73 10 0	1,713	891	2,604
 Queensland	1 0	...	1 0	0 6 0	1 6 0	37	9	46
 South Australia	29 15	...	29 15	51 7 0	81 2 0	1,026	1,488	2,514
 Tasmania	3 17	...	3 17	2 3 0	6 0 0	133	122	255
 Guam	0 3	...	0 3	...	0 3 0	5	...	5
 Hong Kong	...	2 0	2 0	...	2 0 0	80	...	80
		93 8	4 10	97 18	98 10 3	196 8 3	3,820	3,699	7,519
Specie, viz. :— Gold United Kingdom	91,070	91,070
 New South Wales	2,000	2,000
 New Zealand	85,000	85,000
 South Australia	55,000	55,000
 Western Australia	500	500
 Baker's Island	45,000	45,000
 Batavia	16,872	16,872
 Bombay	7,353	7,353
 Calcutta	5,256	5,256
 Ceylon	403,147	403,147
 Hong Kong	52,651	52,651
 Madras	5,000	5,000
 Mauritius	401,026	401,026
... .. Singapore	3,253	3,253	
... .. Suez	37,700	37,700	
							1,210,828	1,210,828	
Silver New Zealand	550	550
Specimens of Natural History United Kingdom	27 packages	...	27 packages	2 packages	29 packages	185	110	295
 New South Wales	1 "	...	1 "	...	1 "	5	...	5
 South Australia	1 "	...	1 "	...	1 "	20	...	20
 Calcutta	1 "	...	1 "	...	1 "	10	...	10
 Hamburg	...	2 packages	2 "	...	2 "	2	...	2
		30 packages	2 packages	32 packages	2 packages	34 packages	222	110	332
Spices United Kingdom	97 packages	97 packages	...	160	160
 New South Wales	542 "	542 "	...	1,953	1,953
 New Zealand	211 pkgs., 8 cwt.	211 pkgs., 8 cwt.	...	1,797	1,797
 South Australia	85 packages	85 packages	...	291	291
 Tasmania	86 "	86 "	...	345	345
 Western Australia	2 "	2 "	...	6	6
 Guam	1 "	1 "	...	1	1
					1,024 pkgs., 8 cwt.	1,024 pkgs., 8 cwt.	...	4,553	4,553

EXPORTS.

General Exports from the Colony of Victoria during the Year ended 31st December, 1861,—continued.

Articles.	Country to which Exported.	Quantities.					Value in Sterling.			Duty.	
		Produce and Manufacture of the Colony.			British, Foreign, and other Colonial Produce and Manufacture.	Total.	Produce and Manufacture of the Colony.	British, Foreign, and other Colonial Produce and Manufacture.	Total.	Gross Amount received in Sterling.	Rate, and when Imposed.
		In British Vessels.	In Foreign Vessels.	Total.							
Spirits, viz. :— Brandy	United Kingdom	28,495 gallons ...	28,495 gallons ...	£	£	£		
	New South Wales	69,713 " ...	69,713 "	13,932	13,932		
	New Zealand	50,024 " ...	50,024 "	36,608	36,608		
	Queensland	654 " ...	654 "	25,125	25,125		
	South Australia	6,223 " ...	6,223 "	418	418		
	Tasmania	9,615 " ...	9,615 "	3,113	3,113		
	Western Australia	18 " ...	18 "	5,151	5,151		
	Akyab	86 " ...	86 "	14	14		
	Baker's Island	6 " ...	6 "	50	50		
	Batavia	14 " ...	14 "	4	4		
	Bombay	18 " ...	18 "	9	9		
	Bordeaux	2 " ...	2 "	15	15		
	Calcutta	74 " ...	74 "	2	2		
	California	109 " ...	109 "	51	51		
	Callao	338 " ...	338 "	50	50		
	Ceylon	50 " ...	50 "	156	156		
	Fiji Islands	460 " ...	460 "	41	41		
	Guam	325 " ...	325 "	230	230		
	Hong Kong	160 " ...	160 "	151	151		
	Mauritius	91 " ...	91 "	76	76		
	New Caledonia	88 " ...	88 "	56	56		
	Penang	2 " ...	2 "	60	60		
	Rangoon	2 " ...	2 "	2	2		
	San Francisco	66 " ...	66 "	2	2		
	Shanghai	10 " ...	10 "	38	38		
	Singapore	1,826 " ...	1,826 "	3	3		
	Valparaiso	2 " ...	2 "	966	966		
					167,471 gallons ...	167,471 gallons	2	2		
							...	86,325	86,325		
Cordials	New South Wales	733 gallons ...	733 gallons	842	842		
	New Zealand	94 gallons	...	94 gallons	810 " ...	904 " ...	37	656	693		
	Tasmania	2 " ...	2 "	3	3		
	Fiji Islands	30 " ...	30 "	30	30		
	New Caledonia	190 " ...	190 "	170	170		
	San Francisco	270 " ...	270 "	56	56		
	Callao	2 " ...	2 "	2	2		
		94 gallons	...	94 gallons	2,037 gallons ...	2,131 gallons ...	37	1,759	1,796		

No. 9, 3 P.

Gin	United Kingdom	643 gallons	...	643 gallons	...	292	292
			New South Wales	19,803	"	19,803	"	8,678	8,678
			New Zealand	27,598	"	27,598	"	6,962	6,962
			Queensland	110	"	110	"	24	24
			South Australia	11,513	"	11,513	"	2,510	2,510
			Tasmania	11,374	"	11,374	"	2,322	2,322
			Western Australia	16	"	16	"	5	5
			Akyab	3	"	3	"	1	1
			Batavia	39	"	39	"	29	29
			Bombay	2	"	2	"	1	1
			Calcutta	88	"	88	"	30	30
			California	1,028	"	1,028	"	172	172
			Callao	496	"	496	"	90	90
			Ceylon	8	"	8	"	3	3
			Fiji Islands	400	"	400	"	90	90
			Guam	186	"	186	"	69	69
			Hong Kong	4	"	4	"	1	1
			Kamtschatka	4	"	4	"	2	2
			Mauritius	27	"	27	"	13	13
			Moulmein	4	"	4	"	1	1
			Penang	4	"	4	"	2	2
			San Francisco	74	"	74	"	18	18
			Singapore	10	"	10	"	5	5
			Valparaiso	4	"	4	"	2	2
							73,438 gallons	...	73,438 gallons	...	21,322	21,322
of Wine	New Zealand	29 gallons	...	29 gallons	...	9	9
Perfumed	New Zealand	29 gallons	...	29 gallons	...	75	75
			South Australia	43	"	43	"	45	45
			Tasmania	38	"	38	"	78	78
							110 gallons	...	110 gallons	...	198	198
Rum	United Kingdom	711 gallons	...	711 gallons	...	220	220
			New South Wales	16,988	"	16,988	"	5,431	5,431
			New Zealand	8,245	"	8,245	"	1,731	1,731
			Queensland	515	"	515	"	102	102
			South Australia	5,956	"	5,956	"	1,180	1,180
			Tasmania	2,586	"	2,586	"	559	559
			Baker's Island	10	"	10	"	2	2
			Batavia	30	"	30	"	10	10
			Bombay	245	"	245	"	55	55
			Calcutta	36	"	36	"	10	10
			Callao	120	"	120	"	30	30
			Ceylon	50	"	50	"	14	14
			Fiji Islands	234	"	234	"	95	95
			Guam	235	"	235	"	72	72
			Mauritius	506	"	506	"	60	60
Moulmein	18	"	18	"	4	4			
San Francisco	38	"	38	"	20	20			
				36,523 gallons	...	36,523 gallons	...	9,595	9,595			

EXPORTS.

General Exports from the Colony of Victoria during the Year ended 31st December, 1861,—*continued.*

Articles.	Country to which Exported.	Quantities.					Value in Sterling.			Duty.			
		Produce and Manufacture of the Colony.			British, Foreign, and other Colonial Produce and Manufacture.	Total.	Produce and Manufacture of the Colony.	British, Foreign, and other Colonial Produce and Manufacture.	Total.	Gross Amount received in Sterling.	Rate, and when Imposed.		
		In British Vessels.	In Foreign Vessels.	Total.									
Spirits— <i>continued.</i> Whiskey ...	United Kingdom	292 gallons	...	292 gallons	£	99	99		
	New South Wales	7,810 "	...	7,810 "	£	2,582	2,582		
	New Zealand	30,480 "	...	30,480 "	£	8,680	8,680		
	Queensland	10 "	...	10 "	£	3	3		
	South Australia	2,791 "	...	2,791 "	£	932	932		
	Tasmania	887 "	...	887 "	£	243	243		
	Akyab	34 "	...	34 "	£	9	9		
	Batavia	2 "	...	2 "	£	2	2		
	Bombay	2 "	...	2 "	£	1	1		
	Calcutta	10 "	...	10 "	£	9	9		
	Callao	316 "	...	316 "	£	110	110		
	Fiji Islands	61 "	...	61 "	£	26	26		
	Guam	16 "	...	16 "	£	11	11		
	Hong Kong	2 "	...	2 "	£	2	2		
	Kamtschatka	2 "	...	2 "	£	2	2		
Penang	2 "	...	2 "	£	2	2			
San Francisco	13 "	...	13 "	£	5	5			
					42,730 gallons	...	42,730 gallons	£	12,718	12,718			
Other ...	United Kingdom	54 gallons	...	54 gallons	£	12	12		
	New South Wales	4,603 "	...	4,603 "	£	1,648	1,648		
	New Zealand	297 gallons	297 gallons	1,435 "	...	1,435 "	50	463	513		
	South Australia	1,694 "	...	1,694 "	£	231	231		
	Tasmania	374 "	...	374 "	£	55	55		
	Calcutta	10 "	...	10 "	£	3	3		
	Callao	160 "	...	160 "	£	36	36		
	Ceylon	26 "	...	26 "	£	5	5		
	Guam	40 "	...	40 "	£	10	10		
	Manilla	20 "	...	20 "	£	6	6		
	Singapore	56 "	...	56 "	£	20	20		
		297 gallons	297 gallons	8,175 gallons	...	8,472 gallons	50	2,489	2,539		

Sponge	...	New South Wales	1 package	...	1 package	5	5	
			Tasmania	1 "	...	1 "	5	5
								2 packages	...	2 packages	10	10
Starch and Blue	...	New South Wales	857 packages...	...	857 packages...	2,036	2,036	
		New Zealand	188 "	...	188 "	342	342	
		South Australia	47 "	...	47 "	121	121	
		Tasmania	15 "	...	15 "	93	93	
						1,107 packages...	...	1,107 packages...	2,592	2,592		
Stationery	...	United Kingdom	8 packages	8 packages	...	11 packages	...	72	265	337	
		New South Wales	165 "	...	165 "	...	3,681	3,681	
		New Zealand	433 "	...	433 "	...	6,626	6,626	
		Queensland	45 "	...	45 "	...	400	400	
		South Australia	122 "	...	122 "	...	1,763	1,763	
		Tasmania	104 "	...	104 "	...	1,676	1,676	
					8 packages	8 packages	...	880 packages	...	72	14,411
Steel	...	United Kingdom	Tons cwt.	...	Tons cwt.	1	1	
		New South Wales	0 1	...	0 1	...	236	236	
		New Zealand	5 6	...	5 6	...	408	408	
		South Australia	6 10	...	6 10	...	35	35	
		Tasmania	0 10	...	0 10	...	2	2	
								0 1	...	0 1	...			
						12 8	...	12 8	682	682		
Stone	...	United Kingdom	5	...	5	
		Tasmania	50	...	50	
											55	...	55	
" Building	...	New South Wales	12 tons	12 tons	15	...	15		
" Grind	...	New South Wales	41 No.	...	41 No.	79	79	
		New Zealand	52 "	...	52 "	20	20	
		Tasmania	12 "	...	12 "	12	12	
		Fiji Islands	6 "	...	6 "	3	3	
								111 No.	...	111 No.	114	114
" Paving	...	New Zealand	22 No.	...	22 No....	40	40		
Stoneware	...	New Zealand	19 packages	...	19 packages	103	103	
		South Australia	2 "	...	2 "	6	6	
		Tasmania	1 "	...	1 "	4	4	
								22 packages	...	22 packages	113	113

EXPORTS.

General Exports from the Colony of Victoria during the Year ended 31st December, 1861,—*continued.*

Articles.	Country to which Exported.	Quantities.						Value in Sterling.			Duty.	
		Produce and Manufacture of the Colony.			British, Foreign, and other Colonial Produce and Manufacture.	Total.	Produce and Manufacture of the Colony.	British, Foreign, and other Colonial Produce and Manufacture.	Total.	Gross Amount received in Sterling.	Rate, and when Imposed.	
		In British Vessels.	In Foreign Vessels.	Total.								
Sugar, viz.:— Raw ...	United Kingdom	Cwt. 12 qrs. 0 lbs. 0	Cwt. 12 qrs. 0 lbs. 0	£ 30	£ 30			
	New South Wales	3,425 1 0	3,425 1 0	6,777	6,777			
	New Zealand	1,297 0 0	1,297 0 0	2,146	2,146			
	South Australia	229 0 21	229 0 21	200	200			
	Tasmania	846 0 0	846 0 0	1,292	1,292			
	Western Australia	101 0 0	101 0 0	200	200			
						5,910 1 21	5,910 1 21	10,645	10,645			
Refined ...	United Kingdom	Cwt. 6 qrs. 0	Cwt. 6 qrs. 0	17	17			
	New South Wales	30 2	30 2	94	94			
	New Zealand	7,070 cwt.	83 cwt.	7,153 cwt.	...	381 0	7,534 0	14,229	673	14,902		
	South Australia	560 "	...	560 "	560 0	1,305	...	1,305		
	Tasmania	412 "	...	412 "	...	216 0	628 0	976	512	1,488		
		8,042 cwt.	83 cwt.	8,125 cwt.	...	633 2	8,758 2	16,510	1,296	17,806		
Undescribed ...	United Kingdom	Cwt. 768 qrs. 0	Cwt. 768 qrs. 0	1,600	1,600			
	New South Wales	21,987 1	21,987 1	35,389	35,389			
	New Zealand	7,079 0	7,079 0	12,818	12,818			
	Queensland	11 0	11 0	22	22			
	South Australia	3,697 0	3,697 0	6,935	6,935			
	Tasmania	9,490 0	9,490 0	17,018	17,018			
	Western Australia	9 0	9 0	22	22			
	Amherst	2 0	2 0	5	5			
	Baker's Island	2 0	2 0	6	6			
	Batavia	2 0	2 0	3	3			
	Bombay	37 0	37 0	73	73			
	Calcutta	4 0	4 0	12	12			
	Callao	44 0	44 0	89	89			
	Ceylon	8 0	8 0	12	12			
	Fiji Islands	80 0	80 0	220	220			
	Guam	60 0	60 0	129	129			
	Hong Kong	8 0	8 0	18	18			
Mauritius	2 0	2 0	3	3				
Moulmein	3 0	3 0	4	4				

		Rangoon	1	0	1	0	...	3	3
		San Francisco	29	0	29	0	...	76	76
								43,323	1	43,323	1	...	74,457	74,457
								Tons	cwt.	Tons	cwt.			
Sulphur	...	New South Wales	0	3	0	3	...	15	15
		New Zealand	0	9	0	9	...	10	10
		South Australia	8	18	8	18	...	137	137
		Tasmania	1	0	1	0	...	24	24
								10	10	10	10	...	186	186
								Tons	cwt.	Tons	cwt.			
Tallow	...	United Kingdom	1,507	8	202	14	1,710	2	...	1,710	2	70,695	...	70,695
		New South Wales	3	10	3	10	...	3	10	140	...	140
		South Australia	87	8	87	8	...	87	8	1,302	...	1,302
		Tasmania ...	5	10	5	10	...	5	10	317	...	317
		Mauritius ...	72	10	72	19	...	72	10	3,330	...	3,330
			1,676	6	202	14	1,879	0	...	1,879	0	75,784	...	75,784
Tapioca	...	New South Wales	224	lbs.	224	lbs.	...	7	7
Tea	...	United Kingdom	66,014	lbs.	66,014	lbs.	...	4,938	4,938
		New South Wales	367,921	"	367,921	"	...	32,771	32,771
		New Zealand	409,889	"	409,889	"	...	34,008	34,008
		Queensland	10,849	"	10,849	"	...	812	812
		South Australia	339,189	"	339,189	"	...	31,579	31,579
		Tasmania	466,705	"	466,705	"	...	37,933	37,933
		Western Australia	3,088	"	3,088	"	...	165	165
		Amherst	45	"	45	"	...	4	4
		Baker's Island	85	"	85	"	...	6	6
		Batavia	85	"	85	"	...	9	9
		Bombay	392	"	392	"	...	36	36
		Calcutta	130	"	130	"	...	17	17
		Callao	301	"	301	"	...	27	27
		Ceylon	45	"	45	"	...	3	3
		Fiji Islands	86	"	86	"	...	8	8
		Guam	1,028	"	1,028	"	...	102	102
		Hong Kong	1,992	"	1,992	"	...	195	195
		Kamtschatka	44	"	44	"	...	2	2
		Manilla	43	"	43	"	...	4	4
		Mauritius	2,097	"	2,097	"	...	206	206
		Rangoon	47	"	47	"	...	4	4
		San Francisco	416	"	416	"	...	47	47
								1,670,491	lbs.	1,670,491	lbs.	...	142,876	142,876

EXPORTS.

General Exports from the Colony of Victoria during the Year ended 31st December, 1861,—*continued.*

Articles.	Country to which Exported.	Quantities.						Value in Sterling.			Duty.			
		Produce and Manufacture of the Colony.			British, Foreign, and other Colonial Produce and Manufacture.	Total.	Produce and Manufacture of the Colony.	British, Foreign, and other Colonial Produce and Manufacture.	Total.	Gross amount received in Sterling.	Rate, and when Imposed.			
		In British Vessels.	In Foreign Vessels.	Total.										
Telegraph Materials ...	New South Wales	14 packages	...	14 packages	...	£	£	£		
										...	235	235		
Tents and Tarpaulins ...	New South Wales	10 packages	...	10 packages	185	185		
	New Zealand	3 packages	3 packages	188 "	...	191 "	...	100	4,098	4,198		
	South Australia	3 "	...	3 "	34	34		
		3 packages	3 packages	201 packages	...	204 packages	...	100	4,317	4,417		
Timber, viz:—														
Deals ...	New South Wales	336 No.	...	336 No.	161	161		
	New Zealand	3,179 "	...	3,179 "	641	641		
	South Australia	1,610 "	...	1,610 "	710	710		
						5,125 No.	...	5,125 No.	1,512	1,512		
Laths ...	New South Wales	100 bundles	100 bundles	100 bundles	...	140	...	140		
	New Zealand	40 "	40 "	40 "	...	8	...	8		
	Tasmania	200 "	200 "	200 "	...	26	...	26		
		340 bundles	340 bundles	340 bundles	...	174	...	174		
Logs and Piles ...	United Kingdom	194 No.	194 No.	194 No.	...	373	...	373		
	Tasmania	7 No.	...	7 "	75	75		
		194 No.	194 No.	7 No.	...	201 No.	...	373	75	448		
Palings ...	New South Wales	10,700 No.	10,700 No.	10,700 No.	...	160	...	160		
	New Zealand	2,652 "	2,652 "	83,000 No.	...	85,652 "	...	29	551	580		
	South Australia	76,800 "	...	76,800 "	120	120		
		13,352 No.	13,352 No.	159,800 No.	...	173,152 No.	...	189	671	860		

Posts and Rails	...	New South Wales	50 No.	50 No.	50 No.	...	3	...	3		
Sawn	...	New South Wales	290,500 feet	290,500 feet	...	92,087 feet	...	382,587 feet	...	3,109	1,138	4,247	
			New Zealand	62,000 "	62,000 "	...	703,625 "	...	765,625 "	...	590	8,612	9,202
			South Australia	285,390 "	...	285,390 "	2,750	2,750
			Tasmania	180 "	180 "	...	101,833 "	...	102,013 "	...	2	1,389	1,391
			California	3,108 "	...	3,108 "	37	37
			352,680 feet	352,680 feet	...	1,186,043 feet	...	1,538,723 feet	...	3,701	13,926	17,627	
Shingles	...	New South Wales	219,100 No.	219,100 No.	219,100 No.	...	1,634	...	1,634	
			New Zealand	84,260 No.	...	84,260 "	58	58	
			South Australia	18,000 "	...	18,000 "	18	18	
			Mauritius	20,000 "	...	20,000 "	16	16	
			219,100 No.	219,100 No.	...	122,260 No.	...	341,360 No.	...	1,634	92	1,726	
Miscellaneous	...	United Kingdom	403	403		
			New South Wales	4	10	14	
			New Zealand	21	714	735	
			South Australia	131	131	
			Calcutta	8	8	
										25	1,266	1,291			
Tin	...	New Zealand	2 cwt.	...	2 cwt.	6	6		
Tinfoil	...	New Zealand	1 package	...	1 package	4	4		
Tinware	...	New South Wales	263 packages	...	263 packages	774	774	
			New Zealand	29 packages	29 packages	...	310 "	...	339 "	...	423	1,796	2,219
			South Australia	10 "	...	10 "	78	78
			Tasmania	1 "	...	1 "	2	2	
			29 packages	29 packages	...	584 packages	...	613 packages	...	423	2,650	3,073	
Tin, Sheet	...	United Kingdom	100 packages	...	100 packages	175	175	
			New South Wales	155 "	...	155 "	288	288	
			New Zealand	207 "	...	207 "	161	161	
			Tasmania	2 "	...	2 "	4	4	
								464 packages	...	464 packages	...	628	628		

EXPORTS.

General Exports from the Colony of Victoria during the Year ended 31st December, 1861,—continued.

Articles.	Country to which Exported.	Quantities.				Value in Sterling.			Duty.		
		Produce and Manufacture of the Colony.			British, Foreign, and other Colonial Produce and Manufacture.	Total.	Produce and Manufacture of the Colony.	British, Foreign, and other Colonial Produce and Manufacture.	Total.	Gross Amount received in Sterling.	Rate, and when Imposed.
		In British Vessels.	In Foreign Vessels.	Total.							
Tobacco	United Kingdom	10,370 lbs.	10,370 lbs.	£	£	£		
	New South Wales	1,101,711 "	1,101,711 "	...	757	85,548	757	
	New Zealand	268,074 "	268,074 "	...	16,769	16,769		
	Queensland	2,606 "	2,606 "	...	197	197		
	South Australia	183,837 "	183,837 "	...	14,877	14,877		
	Tasmania	101,140 "	101,140 "	...	6,754	6,754		
	Western Australia	1,157 "	1,157 "	...	59	59		
	Akyab	45 "	45 "	...	4	4		
	Amherst	113 "	113 "	...	10	10		
	Anjer	188 "	188 "	...	10	10		
	Batavia	781 "	781 "	...	59	59		
	Bombay	232 "	232 "	...	12	12		
	Calcutta	191 "	191 "	...	12	12		
	Callao	2,214 "	2,214 "	...	142	142		
	Ceylon	2,110 "	2,110 "	...	214	214		
	Fiji Islands	793 "	793 "	...	45	45		
	Guam	3,063 "	3,063 "	...	724	724		
	Hong Kong	16,384 "	16,384 "	...	946	946		
	Kamtschatka	1 "	1 "	...	3	3		
	Manilla	100 "	100 "	...	7	7		
	Mauritius	2,813 "	2,813 "	...	216	216		
	Moulmein	29 "	29 "	...	5	5		
	Rangoon	446 "	446 "	...	25	25		
	San Francisco	753 "	753 "	...	48	48		
					1,699,151 lbs.	1,699,151 lbs.	...	127,443	127,443		
"	Cigars	United Kingdom	920 lbs.	920 lbs.	...	551	551		
		New South Wales	5,988 "	5,988 "	...	1,284	1,284		
		New Zealand	19,263 "	19,263 "	...	5,667	5,667		
		Queensland	70 "	70 "	...	96	96		
		South Australia	2,275 "	2,275 "	...	468	468		
		Tasmania	1,260 "	1,260 "	...	348	348		
		Akyab	95 "	95 "	...	14	14		
		Anjer	4 "	4 "	...	2	2		
		Bombay	21 "	21 "	...	8	8		
		Calcutta	21 "	21 "	...	6	6		

	Callao	145 "	...	145 "	...	52	52
	Ceylon	24 "	...	24 "	...	9	9
	Guam	363 "	...	363 "	...	162	162
	Hong Kong	12 "	...	12 "	...	6	6
	Malta	26 "	...	26 "	...	15	15
	Mauritius	4 "	...	4 "	...	2	2
	Moulmein	34 "	...	34 "	...	13	13
	San Francisco	25 "	...	25 "	...	10	10
							30,550 lbs.	...	30,550 lbs.	...	8,713	8,713
"	Snuff	109 lbs.	...	109 lbs.	...	21	21
	South Australia	659 "	...	659 "	...	21	21
							768 lbs.	...	768 lbs.	...	42	42
"	for Sheepwashing	24,964 lbs.	...	24,964 lbs.	...	617	617
	Queensland	20 "	...	20 "	...	1	1
	Tasmania	740 "	...	740 "	...	18	18
							25,724 lbs.	...	25,724 lbs.	...	636	636
Tobacconists' ware	New South Wales	20 packages	...	20 packages	...	301	301
	New Zealand	16 "	...	16 "	...	120	120
	South Australia	3 "	...	3 "	...	60	60
	Tasmania	2 "	...	2 "	...	40	40
							41 packages	...	41 packages	...	521	521
Tools and Utensils	New South Wales	345 packages	...	345 packages	...	2,373	2,373
	New Zealand	713 "	...	713 "	...	4,455	4,455
	South Australia	110 "	...	110 "	...	301	301
	Tasmania	194 "	...	194 "	...	837	837
	California	125 "	...	125 "	...	396	396
	Ceylon	3 "	...	3 "	...	100	100
	Fiji Islands	14 "	...	14 "	...	51	51
	San Francisco	23 "	...	23 "	...	47	47
							1,527 packages	...	1,527 packages	...	8,560	8,560
Toys	New South Wales	21 packages	...	21 packages	...	261	261
	New Zealand	5 "	...	5 "	...	78	78
	South Australia	13 "	...	13 "	...	239	239
	Tasmania	26 "	...	26 "	...	315	315
							65 packages	...	65 packages	...	893	893
Turnery	South Australia	5 packages	...	5 packages	...	50	50

EXPORTS.

General Exports from the Colony of Victoria during the Year ended 31st December, 1861,—continued.

Articles.	Country to which Exported.	Quantities.				Value in Sterling.			Duty.		
		Produce and Manufacture of the Colony.			British, Foreign, and other Colonial Produce and Manufacture.	Total.	Produce and Manufacture of the Colony.	British, Foreign, and other Colonial Produce and Manufacture.	Total.	Gross Amount received in Sterling.	Rate, and when Imposed.
		In British Vessels.	In Foreign Vessels.	Total.							
Tarpentine and Varnish	New South Wales	3,810 gallons	3,810 gallons	£	955	955		
	New Zealand	772 "	772 "	£	289	289		
	Queensland	5 "	5 "	£	2	2		
	South Australia	490 "	490 "	£	242	242		
	Tasmania	151 "	151 "	£	84	84		
	Fiji Islands	15 "	15 "	£	4	4		
					5,243 gallons	5,243 gallons	£	1,576	1,576		
Twine	United Kingdom	Tons cwt. 3 6	Tons cwt. 3 6	£	165	165		
	New Zealand	16 7	16 7	£	775	775		
	South Australia	0 6	0 6	£	29	29		
	Ceylon	0 2	0 2	£	6	6		
						20 1	20 1	£	975	975	
Upholstery	United Kingdom	1 package	1 package	£	25	25		
	New South Wales	10 "	10 "	£	105	105		
	New Zealand	3 "	3 "	£	50	50		
	South Australia	3 "	3 "	£	18	18		
						17 packages	17 packages	£	198	198	
Undescribed Articles	New South Wales	692 packages	692 packages	£	6,436	6,436		
	New Zealand	40 "	40 "	£	265	265		
	Tasmania	2 "	2 "	£	60	60		
						734 packages	734 packages	£	6,761	6,761	
Vegetables	New South Wales	Tons cwt. 13 0	Tons cwt. 13 0	£	65	65		
	New Zealand	16 10	16 10	£	89	89		
	Tasmania	0 4	0 4	£	4	4		
	San Francisco	4 0	4 0	£	16	16		
						33 14	33 14	£	174	174	

Vinager	New South Wales	7,334 gallons	7,334 gallons	...	1,150	1,150
		New Zealand	120 gallons	...	120 gallons	3,102 "	3,222 "	12	317
	Queensland	760 "	816 "	10	60	70
		South Australia	1,106 "	1,106 "	...	111	111
	Tasmania	2,940 "	2,940 "	...	303	303
		Fiji Islands	20 "	20 "	...	9	9
		176 gallons	...	176 gallons	15,262 gallons	15,438 gallons	22	1,950	1,972
Watches and Clocks	United Kingdom	1 package	1 package	...	70	70
		New South Wales	188 "	188 "	...	2,169	2,169
	New Zealand	150 "	150 "	...	1,483	1,483
		South Australia	57 "	57 "	...	535	535
	Tasmania	67 "	67 "	...	594	594
		Western Australia	17 "	17 "	...	17	17
	Fiji Islands	2 "	2 "	...	60	60
					482 packages	482 packages	...	4,928	4,928
Whiting	New South Wales	Tons cwt. qrs.	Tons cwt. qrs.	...	94	94
		New Zealand	7 8 2	7 8 2	...	18	18
					8 11 2	8 11 2	...	112	112
Wickerware	New South Wales	21 packages	21 packages	...	152	152
		New Zealand	43 "	43 "	...	104	104
	South Australia	2 packages	...	2 packages	2 "	4 "	2	18	20
		Tasmania	1 "	1 "	...	29	29
		2 packages	...	2 packages	67 packages	69 packages	2	303	303
Wine	United Kingdom	64 gallons	...	64 gallons	897 gallons	961 gallons	32	877	909
		New South Wales	14 "	...	14 "	65,196 "	65,210 "	10	33,876
	New Zealand	4 "	...	4 "	22,533 "	22,537 "	3	10,890	10,893
		Queensland	22 "	22 "	...	18	18
	South Australia	4,563 "	4,563 "	...	2,026	5,026
		Tasmania	5 "	...	5 "	6,905 "	6,910 "	2	3,240
	Western Australia	8 "	8 "	...	8	8
		Akyab	80 "	80 "	...	30	30
	Bombay	19 "	19 "	...	12	12
		Calcutta	13 "	13 "	...	10
	Callao	314 "	314 "	...	209	209
		Ceylon	24 "	24 "	...	22
	Fiji Islands	68 "	68 "	...	43	43
		Guam	264 "	264 "	...	90
	Hong Kong	272 "	272 "	...	186	186
		Manilla	13 "	13 "	...	9
	New Caledonia	384 "	384 "	...	330	330
		San Francisco	33 "	33 "	...	23
	Mauritius	151 "	151 "	...	94	94
		87 gallons	...	87 gallons	101,759 gallons	101,846 gallons	47	51,993	52,040

EXPORTS.

General Exports from the Colony of Victoria during the Year ended 31st December, 1861,—*continued.*

Articles.	Country to which Exported.	Quantities.				Value in Sterling.			Duty.		
		Produce and Manufacture of the Colony.			British, Foreign, and other Colonial Produce and Manufacture.	Total.	Produce and Manufacture of the Colony.	British, Foreign, and other Colonial Produce and Manufacture.	Total.	Gross Amount received in Sterling.	Rate, and when imposed.
		In British Vessels.	In Foreign Vessels.	Total.							
Woodenware ...	United Kingdom	104 packages	104 packages	£ 200	£ 200			
	New South Wales	143 packages	...	143 packages	775 "	918 "	10	1,578	1,588		
	New Zealand	116 "	...	116 "	1,065 "	1,181 "	138	1,781	1,919		
	South Australia	320 "	320 "	...	257	257		
	Tasmania	12 "	...	12 "	97 "	109 "	14	187	201		
		271 packages	...	271 packages	2,361 packages	2,632 packages	162	4,003	4,165		
Wool ...	United Kingdom	21,893,959 lbs.	1,915,502 lbs.	23,809,461 lbs.	37,075 lbs.	23,846,536 lbs.	2,086,232	3,222	2,089,454		
	New South Wales	38,402 "	38,402 "	...	3,329	3,329		
	Tasmania	38,257 "	...	38,257 "	...	38,257 "	2,481	...	2,481		
		21,932,216 lbs.	1,915,502 lbs.	23,847,718 lbs.	75,477 lbs.	23,923,195 lbs.	2,088,713	6,551	2,095,264		
Woollens ...	United Kingdom	14 packages	14 packages	...	1,388	1,388		
	New South Wales	79 "	79 "	...	3,705	3,705		
	New Zealand	43 "	43 "	...	1,766	1,766		
	South Australia	38 "	38 "	...	1,808	1,808		
	Tasmania	10 "	10 "	...	450	450		
		184 packages	184 packages	...	9,117	9,117		
Works of Art ...	Tasmania	4 packages	...	4 packages	...	4 packages	150	...	150		
Zinc ...	United Kingdom	Tons cwt. 16 10	Tons cwt. 9 9	Tons cwt. 25 19	Tons cwt. qrs. 71 14 0	Tons cwt. qrs. 97 13 0	417	1,556	1,973		
	New South Wales	1 0 2	1 0 2	...	96	96		
	New Zealand	22 13 0	22 13 0	...	844	844		
	South Australia	0 2 0	0 2 0	...	15	15		
	Calcutta	9 0 0	9 0 0	...	180	180		
		16 10	9 9	25 19	104 14 2	130 13 2	417	2,691	3,108		

COASTWISE FROM MELBOURNE (UNDER BOND).

Beer, Draught...	Geelong	11,000 gallons	11,000 gallons				
------------------	---------	-----	-----	-----	----------------	----------------	--	--	--	--

No. 9, 3 g.

Coffee	Geelong	130 lbs.	...	130 lbs.
	Port Fairy	942 "	...	942 "
								1,072 lbs.	...	1,072 lbs.
Molasses and Treacle	Geelong	3 cwt.	3 cwt.	3 cwt.
Spirits, viz.:— Brandy	Geelong	43,010 gallons	...	43,010 gallons
	Portland	1,726 "	...	1,726 "
	Port Fairy	1,434 "	...	1,434 "
	Port Albert	9,963 "	...	9,963 "
	Warrnambool	2,101 "	...	2,101 "
								58,234 gallons	...	58,234 gallons
Cordials	Geelong	100 gallons	...	100 gallons
	Port Albert	10 "	...	10 "
								110 gallons	...	110 gallons
Gin	Geelong	26,427 gallons	...	26,427 gallons
	Portland	1,849 "	...	1,849 "
	Port Fairy	4,750 "	...	4,750 "
	Port Albert	2,198 "	...	2,198 "
	Warrnambool	3,553 "	...	3,553 "
								38,777 gallons	...	38,777 gallons
Rum	Geelong	19,130 gallons	...	19,130 gallons
	Portland	1,652 "	...	1,652 "
	Port Fairy	3,274 "	...	3,274 "
	Port Albert	2,710 "	...	2,710 "
	Warrnambool	93 "	...	93 "
								26,859 gallons	...	26,859 gallons
Whiskey	Geelong	9,975 gallons	...	9,975 gallons
	Portland	203 "	...	203 "
	Port Fairy	1,358 "	...	1,358 "
	Port Albert	2,013 "	...	2,013 "
	Warrnambool	1,121 "	...	1,121 "
								14,670 gallons	...	14,670 gallons

EXPORTS.

General Exports from the Colony of Victoria during the Year ended 31st December, 1861,—*continued.*

Articles.	Country to which Exported.	Quantities.					Value in Sterling.			Duty.	
		Produce and Manufacture of the Colony.			British, Foreign, and other Colonial Produce and Manufacture.	Total.	Produce and Manufacture of the Colony.	British, Foreign, and other Colonial Produce and Manufacture.	Total.	Gross Amount received in Sterling.	Rate, and when Imposed.
		In British Vessels.	In Foreign Vessels.	Total.							
COASTWISE FROM MELBOURNE (UNDER BOND)—<i>continued.</i>											
Spirits— <i>continued.</i>											
Other ...	Geelong	166 gallons ...	166 gallons				
	Port Albert	90 " ...	90 "				
	Warrnambool	6 " ...	6 "				
						262 gallons ...	262 gallons				
Sugar, viz. :—											
Raw ...	Geelong	20 cwt. ...	20 cwt.				
Undescribed	Geelong	34 cwt. ...	34 cwt.				
	Port Albert	30 " ...	30 "				
	Warrnambool	555 " ...	555 "				
						619 cwt. ...	619 cwt.				
Tea ...	Geelong	79,921 lbs. ...	79,921 lbs.				
	Portland	3,800 " ...	3,800 "				
	Port Fairy	1,775 " ...	1,775 "				
	Port Albert	3,595 " ...	3,595 "				
	Warrnambool	9,880 " ...	9,880 "				
						98,971 lbs. ...	98,971 lbs.				
Tobacco ...	Geelong	490,319 lbs. ...	490,319 lbs.				
	Portland	64,103 " ...	64,103 "				
	Port Fairy	36,700 " ...	36,700 "				
	Port Albert	7,215 " ...	7,215 "				
	Warrnambool	34,640 " ...	34,640 "				
						632,977 lbs. ...	632,977 lbs.				

Cigars	Geelong	930 lbs.	...	930 lbs.				
	Portland	86 "	...	86 "				
						1,016 lbs.	...	1,016 lbs.				
Wine...	Geelong	2,957 gallons	...	2,957 gallons				
	Port Fairy	479 "	...	479 "				
	Port Albert	112 "	...	112 "				
						3,548 gallons	...	3,548 gallons				

COASTWISE FROM GEELONG (UNDER BOND).

Spirits, viz. :—												
Brandy	Melbourne	4,546 gallons	...	4,546 gallons				
Gin	Melbourne	1,101 gallons	...	1,101 gallons				
Rum	Melbourne	50 gallons	...	50 gallons				
Whiskey	Melbourne	1,006 gallons	...	1,006 gallons				
Tea	Melbourne	86 lbs.	...	86 lbs.				
Tobacco	Melbourne	8,637 lbs.	...	8,637 lbs.				

COASTWISE FROM PORT ALBERT (UNDER BOND).

Tobacco	Melbourne	2 cases	...	2 cases				
---------	-----------	-----	-----	-----	-----	---------	-----	---------	--	--	--	--

COASTWISE FROM WARRNAMBOOL (UNDER BOND).

Spirits—Rum	Melbourne	10 hogsheads	...	10 hogsheads				
-------------	-----------	-----	-----	-----	-----	--------------	-----	--------------	--	--	--	--

H. W. SPAIN,
Comptroller of Accounts.

ROBERT S. ANDERSON,
Commissioner of Trade and Customs.

SHIPPING INWARDS.

RETURN showing the Number, Tonnage, and Crews of Vessels Entered into the Colony from each Country during the Year ended 31st December, 1861.

Countries whence Arrived.	British.									Foreign.									Total.									
	With Cargoes.			In Ballast.			Total.			With Cargoes.			In Ballast.			Total.			With Cargoes.			In Ballast.			Total.			
	Vessels.	Tons.	Crews.	Vessels.	Tons.	Crews.	Vessels.	Tons.	Crews.	Vessels.	Tons.	Crews.	Vessels.	Tons.	Crews.	Vessels.	Tons.	Crews.	Vessels.	Tons.	Crews.	Vessels.	Tons.	Crews.	Vessels.	Tons.	Crews.	
UNITED KINGDOM	140	141,571	5,086				140	141,571	5,086	31	28,044	664				31	28,044	664	171	169,615	5,750				171	169,615	5,750	
BRITISH POSSESSIONS.																												
New South Wales	436	107,664	8,034	1	150	5	437	107,814	8,039	11	2,605	100				11	2,605	100	497	110,269	8,134	1	150	5	498	110,419	8,139	
New Zealand	73	37,629	1,715	8	3,455	110	86	41,034	1,825	11	6,081	189	1	510	13	12	6,591	202	89	43,710	1,904		3,965	123	98	47,675	2,027	
Queensland	2	216	13				2	216	13							2	216	13	2	216	13				2	216	13	
South Australia	218	42,053	2,930				218	42,053	2,930	2	353	17				2	353	17	220	42,416	2,997				220	42,416	2,997	
Tasmania	500	67,311	5,344	8	1,437	73	503	68,748	5,417	7	3,426	101				7	3,426	101	560	67,311	5,344	8	1,437	73	568	68,748	5,417	
Calcutta	11	6,417	227				11	6,417	227	1	188	11				1	188	11	18	9,843	328				18	9,843	328	
Cape of Good Hope										1	186	10				1	186	10	19	13,866	2,697				19	13,866	2,697	
Ceylon	18	13,630	2,637				18	13,630	2,637	8	4,853	127				8	4,853	127	16	9,627	232				16	9,627	232	
Hong Kong	31	8,818	345				31	8,818	345	9	2,437	101				9	2,437	101	40	11,255	446				40	11,255	446	
Mauritius	1	188	9				1	188	9	1	881	18				1	881	18	1	881	18				1	881	18	
Puget Sound	1	256	9				1	256	9										1	256	9				1	256	9	
Singapore	1	256	9				1	256	9										1	256	9				1	256	9	
Vancouver's Island	1	256	9				1	256	9										1	256	9				1	256	9	
FOREIGN STATES.																												
Amsterdam	2	420	19				2	420	19	2	764	26				2	764	26	1	764	26				1	764	26	
Batavia	1	149	9				1	149	9	4	1,630	52				4	1,630	52	4	1,080	60				4	1,080	60	
Bordeaux	1	253	9				1	253	9	5	1,829	52				5	1,829	52	5	1,829	61				5	1,829	61	
Cadiz	5	393	32				5	393	32	1	253	9				1	253	9	1	253	9				1	253	9	
Fiji Islands	9	3,783	135				9	3,783	135	7	1,796	77				7	1,796	77	16	5,579	212				16	5,579	212	
Fou-tchow-foo										5	3,083	98				5	3,083	98	5	3,083	98				5	3,083	98	
Gottenburg										2	1,798	76				2	1,798	76	5	1,798	76				5	1,798	76	
Hamburg										2	822	31				2	822	31	2	822	31				2	822	31	
Holland										4	1,884	53				4	1,884	53	4	1,884	53				4	1,884	53	
Ilo Ilo										2	806	26				2	806	26	2	806	26				2	806	26	
Java	1	747	19				1	747	19	6	4,050	121				6	4,050	121	7	4,797	140				7	4,797	140	
Manilla	2	396	18				2	396	18										2	396	18				2	396	18	
Oporto										10	5,749	177				10	5,749	177	10	5,749	177				10	5,749	177	
Rotterdam										1	633	14				1	633	14	1	633	14				1	633	14	
Soderhamn										2	581	26				2	581	26	2	581	26				2	581	26	
Sourabaya																												
Sweden																												
UNITED STATES.																												
Boston	1	191	10				1	191	10	10	6,338	168				10	6,338	168	10	6,338	168				10	6,338	168	
California										21	14,095	368				21	14,095	368	21	14,095	368				21	14,095	368	
New York										1	1,153	24				1	1,153	24	1	1,153	24				1	1,153	24	
Port Townsend	7	3,063	105				7	3,063	105	7	7,324	165				7	7,324	165	14	10,387	270				14	10,387	270	
San Francisco										1	641	14				1	641	14	1	641	14				1	641	14	
Takalst																												
Total	1,587	440,727	27,003	17	5,042	188	1,604	445,769	27,191	173	102,916	2,895	1	510	13	174	103,426	2,908	1,760	543,643	29,898	18	5,552	201	1,778	549,195	30,099	

ROBERT S. ANDERSON,
Commissioner of Trade and Customs.

H. W. SPAIN,
Comptroller of Accounts.

SHIPPING OUTWARDS:

RETURN showing the Number, Tonnage, and Crews of Vessels Cleared from the Colony to each Country during the Year ended 31st December, 1861.

No. 9 3 7

Countries for which Cleared.	British.									Foreign.									Total.											
	With Cargoes.			In Ballast.			Total.			With Cargoes.			In Ballast.			Total.			With Cargoes.			In Ballast.			Total.					
	Vessels.	Tons.	Crews.	Vessels.	Tons.	Crews.	Vessels.	Tons.	Crews.	Vessels.	Tons.	Crews.	Vessels.	Tons.	Crews.	Vessels.	Tons.	Crews.	Vessels.	Tons.	Crews.	Vessels.	Tons.	Crews.	Vessels.	Tons.	Crews.			
UNITED KINGDOM	56	56,364	2,307	2	2,392	33	58	58,756	2,340	5	2,591	73	5	2,591	73	61	58,955	2,380	2	2,392	33	63	61,347	2,413			
BRITISH POSSESSIONS.																														
New South Wales	207	61,021	6,095	282	51,112	2,137	489	112,133	8,232	10	4,684	143	19	6,290	223	29	10,974	366	217	65,705	6,238	301	57,402	2,360	518	123,107	8,598			
New Zealand	171	58,610	3,122	25	12,722	627	196	71,332	3,749	27	1,5271	517	6	2,577	114	33	17,848	631	198	73,881	3,639	31	15,299	741	229	89,180	4,380			
Queensland	7	792	48	7	792	48	1	1,436	28	1	1,436	28	8	2,228	76	8	2,228	76			
South Australia	134	29,300	2,326	44	6,093	359	178	35,393	2,685	2	1,616	41	2	1,616	41	136	30,916	2,367	44	6,093	359	180	37,009	2,726			
Tasmania	370	53,668	4,253	203	16,415	1,114	573	70,083	5,367	1	186	8	1	186	8	371	53,854	4,261	203	16,415	1,114	574	70,269	5,375			
Western Australia	4	1,619	64	4	1,619	64	4	1,619	64	4	1,619	64			
Akyab	2	905	30	2	905	30	1	507	18	2	1,945	34	3	2,452	52	1	507	18	4	2,850	54	5	3,357	82			
Amherst	1	1,023	25	1	747	23	2	1,770	48	3	1,897	52	1	1,897	52	1	1,023	25	4	2,644	75	5	3,667	100			
Bombay	1	1,467	31	1	1,467	31	1	1,467	31	1	1,467	31	2	4,569	91	5	6,036	122			
Bombay	5	3,946	118	1	1,338	29	6	5,184	147	7	4,143	132	1	666	17	8	4,809.	149	12	7,989	250	2	2,004	46	14	9,993	296			
Calcutta	1	63	4	1	63	4	1	63	4	1	63	4	1	63	4			
Cape of Good Hope	15	12,393	2,510	16	16,871	440	31	29,264	2,950	1	464	17	1	464	17	15	12,393	2,510	17	17,335	457	32	29,728	2,967			
Ceylon	2	1,729	61	2	1,729	61	4	2,767	73	4	4,635	109	8	7,402	182	6	4,496	134	4	4,635	109	10	3,131	243			
Hong Kong	1	587	15	1	597	16	2	1,184	31	1	587	15	1	597	16	2	1,184	31			
Madras	1	203	10	1	203	10	17	4,563	183	1	294	13	18	4,857	196			
Mauritius	16	4,360	173	1	294	13	17	4,654	186	1	1	749	20	1	749	20	1	493	17	1	493	17			
Moulmein	1	493	17	1	493	17	1	493	17	1	493	17	1	493	17			
Penang	1	990	27	1	990	27	1	513	11	2	1,085	36	3	1,598	47	1	513	11	3	2,075	63	4	2,588	74			
Rangoon	1	990	27	1	990	27	1	438	16	6	2,680	68	7	3,118	84	1	438	16	6	2,680	68	7	3,118	84			
Singapore			
FOREIGN STATES.																														
Anjer	3	2,140	58	3	2,140	58	3	2,140	58	3	2,140	58	3	2,140	58	3	2,140	58	3	2,140	58
Bangkok	1	752	18	1	752	18	1	752	18	2	301	30	14	7,640	241	16	8,541	271			
Batavia	1	256	10	1	407	14	2	663	24	1	645	20	13	7,233	227	14	7,878	247	2	1,867	48	35	32,402	786	37	34,269	834			
Callao	2	1,867	48	24	22,486	564	26	24,353	612	11	9,916	222	11	9,916	222	3	201	25	1	17	6	4	218	31			
Fiji	3	201	25	1	17	6	4	218	31	3	52	7,733	216	18	9,515	268	6	2,466	51	38	17,934	536	44	20,400	617			
Guam	3	684	29	23	10,201	320	26	10,885	349	3	1,782	52	15	7,733	216	18	9,515	268	6	2,466	51	38	17,934	536	44	20,400	617			
Java	1	431	15	1	431	15	1	431	15	1	431	15	1	431	15			
Kamtschatka	3	1,636	45	3	1,636	45	3	1,636	45	3	1,636	45	3	1,636	45			
Manila	3	1,619	51	3	1,619	51	3	1,619	51	3	1,619	51	3	1,619	51			
Nagasaki	1	378	17	1	378	17	1	378	17			
New Caledonia	1	111	6	1	111	6	1	111	6	1	111	6	1	111	6			
Padang	1	256	9	1	256	9	1	256	9	1	256	9	1	256	9			
Shanghai	1	290	11	1	290	11	1	290	11			
Sourabaya	2	558	38	3	1,282	47	5	1,840	85	2	558	38	3	1,282	47	5	1,840	85			
Valparaiso	1	272	11	1	272	11	1	387	13	1	226	10	2	613	23	1	387	13	2	498	21	3	685	34			
UNITED STATES.																														
Baker's Island	2	681	27	2	681	27	5	2,912	81	5	2,912	81	2	681	27	5	2,912	81	7	3,593	108			
California	1	191	10	1	191	10	1	353	9	1	353	9	1	353	9	1	353	9	1	191	10	2	544	19			
Powder Horn	1	1,276	24	1	1,276	24	1	1,276	24	1	1,276	24			
San Francisco	1	261	15	3	1,095	45	4	1,356	60	1	549	18	1	549	18	2	810	33	3	1,095	45	5	1,905	78			
Total	1,003	290,509	21,302	638	149,494	5,916	1,641	440,003	27,218	71	39,216	1,235	108	61,588	1,746	179	100,804	2,981	1,074	329,725	22,537	746	211,082	7,662	1,820	540,807	30,199			

STATISTICS OF VICTORIA, 1861.—INTERCHANGE.

H. W. SPAIN,
Comptroller of Accounts.

ROBERT S. ANDERSON,
Commissioner of Trade and Customs.

NATIONALITY OF VESSELS ENTERED.

RETURN showing the Number, Tonnage, and Crews of each Nation Entered at the Colony during the Year ended 31st December, 1861.

Nationality of Vessels.	Entered.								
	With Cargoes.			In Ballast.			Total.		
	Vessels.	Tons.	Crews.	Vessels.	Tons.	Crews.	Vessels.	Tons.	Crews.
British	477	237,662	13,443	6	3,170	94	483	240,832	13,537
Colonial	1,110	203,065	13,560	11	1,872	94	1,121	204,937	13,654
Belgian	1	586	20	1	586	20
Danish	12	3,333	137	12	3,333	137
Dutch	22	11,269	397	22	11,269	397
French	6	2,641	77	6	2,641	77
German	29	12,753	425	29	12,753	425
Hanoverian	6	1,106	43	6	1,106	43
Hanseatic	2	893	29	2	893	29
Norwegian	1	682	16	1	682	16
Prussian	2	1,311	34	2	1,311	34
Russian	1	647	20	1	647	20
Sardinian	1	371	16	1	371	16
Swedish	7	3,754	114	7	3,754	114
United States	83	63,570	1,567	1	510	13	84	64,080	1,580
Total	1,760	543,643	29,898	18	5,552	201	1,778	549,195	30,099

H. W. SPAIN,
Comptroller of Accounts.

ROBERT S. ANDERSON,
Commissioner of Trade and Customs.

NATIONALITY OF VESSELS CLEARED.

RETURN showing the Number, Tonnage, and Crews of each Nation Cleared at the Colony during the Year ended 31st December, 1861.

Nationality of Vessels.	Cleared.								
	With Cargoes.			In Ballast.			Total.		
	Vessels.	Tons.	Crews.	Vessels.	Tons.	Crews.	Vessels.	Tons.	Crews.
British	265	145,272	10,332	213	85,644	2,744	478	230,916	13,076
Colonial	738	145,237	10,970	425	63,850	3,172	1,163	209,087	14,142
Danish	3	957	36	9	2,669	108	12	3,626	144
Dutch	5	2,853	102	14	6,833	234	19	9,686	336
French	5	1,831	68	3	1,330	43	8	3,161	111
German	13	5,148	189	21	8,423	310	34	13,571	499
Hanoverian	2	352	15	6	1,109	45	8	1,461	60
Hanseatic	1	286	13	2	752	24	3	1,038	37
Norwegian	1	682	16	1	682	16
Prussian	1	240	10	1	240	10
Russian	1	647	20	1	647	20
Sardinian	1	371	16	1	371	16
Swedish	2	466	20	4	2,615	76	6	3,081	96
United States	38	26,401	766	47	36,839	870	85	63,240	1,636
Total	1,074	329,725	22,537	746	211,082	7,662	1,820	540,807	30,199

H. W. SPAIN,
Comptroller of Accounts.

ROBERT S. ANDERSON,
Commissioner of Trade and Customs.

SHIPPING ENTERED AT EACH PORT.

RETURN showing the Total Number, Tonnage, and Crews of Vessels Entered at each Port in the Colony of Victoria, during the Year ended 31st December, 1861.

Names of Ports.	British.									Foreign.									Total.								
	With Cargoes.			In Ballast.			Total.			With Cargoes.			In Ballast.			Total.			With Cargoes.			In Ballast.			Total.		
	Vessels.	Tons.	Crews.	Vessels.	Tons.	Crews.	Vessels.	Tons.	Crews.	Vessels.	Tons.	Crews.	Vessels.	Tons.	Crews.	Vessels.	Tons.	Crews.	Vessels.	Tons.	Crews.	Vessels.	Tons.	Crews.	Vessels.	Tons.	Crews.
Melbourne ...	1,341	405,690	25,152	6	2,074	70	1,347	407,764	25,222	164	99,037	2,766	164	99,037	2,766	1,505	504,727	27,918	6	2,074	70	1,511	506,801	27,988
Geelong ...	159	19,628	1,024	4	1,601	50	163	21,229	1,074	8	3,167	109	1	510	13	9	3,677	122	167	22,795	1,133	5	2,111	63	172	24,906	1,196
Portland ...	16	3,660	206	16	3,660	206	1	712	20	1	712	20	17	4,372	226	17	4,372	226
Port Fairy ...	10	885	57	10	885	57	10	885	57	10	885	57
Port Albert ...	58	10,380	540	7	1,367	68	65	11,747	608	58	10,380	540	7	1,367	68	65	11,747	608
Warrnambool ...	3	484	24	3	484	24	3	484	24	3	484	24
Total ...	1,587	440,727	27,003	17	5,042	188	1,604	445,769	27,191	173	102,916	2,895	1	510	13	174	103,426	2,908	1,760	543,643	29,898	18	5,552	201	1,778	549,195	30,099

H. W. SPAIN,
Comptroller of Accounts.

ROBERT S. ANDERSON,
Commissioner of Trade and Customs.

SHIPPING CLEARED AT EACH PORT.

RETURN showing the Total Number, Tonnage, and Crews of Vessels Cleared at each Port in the Colony of Victoria, during the Year ended 31st December, 1861.

Names of Ports.	British.									Foreign.									Total.								
	With Cargoes.			In Ballast.			Total.			With Cargoes.			In Ballast.			Total.			With Cargoes.			In Ballast.			Total.		
	Vessels.	Tons.	Crews.	Vessels.	Tons.	Crews.	Vessels.	Tons.	Crews.	Vessels.	Tons.	Crews.	Vessels.	Tons.	Crews.	Vessels.	Tons.	Crews.	Vessels.	Tons.	Crews.	Vessels.	Tons.	Crews.	Vessels.	Tons.	Crews.
Melbourne ...	814	254,301	19,381	531	136,960	5,256	1,345	391,261	24,637	65	36,899	1,155	102	59,121	1,668	167	96,020	2,823	879	291,200	20,536	633	196,081	6,924	1,512	487,281	27,460
Geelong ...	79	16,627	826	100	11,969	624	179	28,596	1,450	6	2,317	80	6	2,467	78	12	4,784	158	85	18,944	906	106	14,436	702	191	33,380	1,608
Portland ...	10	2,044	92	3	204	14	13	2,248	106	10	2,044	92	3	204	14	13	2,248	106
Port Fairy ...	8	875	52	8	875	52	8	875	52	8	875	52
Port Albert ...	66	11,723	608	2	138	9	68	11,861	617	66	11,723	608	2	138	9	68	11,861	617
Warrnambool ...	26	4,939	343	2	223	13	28	5,162	356	26	4,939	343	2	223	13	28	5,162	356
Total ...	1,003	290,509	21,302	638	149,494	5,916	1,641	440,003	27,218	71	39,216	1,235	108	61,588	1,746	179	100,804	2,981	1,074	329,725	22,537	746	211,082	7,662	1,820	540,807	30,199

H. W. SPAIN,
Comptroller of Accounts.

ROBERT S. ANDERSON,
Commissioner of Trade and Customs.

FISHERIES.

RETURN of Fisheries for the Colony during the Year ended 31st December, 1861.

Number of Ships and Boats Employed.		Description of Fish, and Quantity.	Value in Pounds Sterling.
Ships.	Boats.		
Nil.	3	Seven Whales—Thirty-two tuns Oil	£1,152

H. W. SPAIN,
Comptroller of Accounts.ROBERT S. ANDERSON,
Commissioner of Trade and Customs.

VESSELS BUILT AND REGISTERED.

RETURN of Vessels Built and Registered in the Colony during the Year ended 31st December, 1861.

Vessels Built.			Vessels Registered.			
Description.	Number.	Tons.	Description.	Number.	Tons.	Men.
Steamers	1	30	Steamers	7	858	74
Schooners	2	106	Hulks	1	357	5
Cutters	2	22	Ships	1	507	15
			Barques	9	2,564	88
			Brigs	4	552	29
			Brigantines	2	248	13
			Schooners	10	1,031	60
			Ketches	1	21	2
			Cutters	3	61	8
Total	5	158	Total	38	6,199	294

H. W. SPAIN,
Comptroller of Accounts.ROBERT S. ANDERSON,
Commissioner of Trade and Customs.

BOATS LICENSED.

RETURN of the Number of Boat Licenses issued for the Year ended 31st December, 1861.

Number of Boats.	For what purposes Licensed.
78	For all purposes.

H. W. SPAIN,
Comptroller of Accounts.ROBERT S. ANDERSON,
Commissioner of Trade and Customs.

STATISTICS

OF

THE COLONY OF VICTORIA, 1861.

PART IV.

FINANCE, ETC.



PART IV.—FINANCE, ETC.

CONTENTS.

	Page
BALANCE SHEET FOR 1861	225
EXPENDITURE FROM SPECIAL APPROPRIATIONS	228
PUBLIC DEBT	229
TAXES, DUTIES, ETC.	229
FEES OF OFFICE, ETC.	232
PENSIONS	246
MILITARY EXPENDITURE	247
VOLUNTEER CORPS—STRENGTH AND ESTABLISHMENT	248
" EXPENDITURE	249
" ATTENDANCE AT DRILL	249

DET 40113 4 1 11 10

STATISTICS OF VICTORIA 1861.

FINANCE, ETC.

BALANCE SHEET.

1st of January to 31st of December, 1861.

Ledger Folio.		DR.		CR.		Reference to Statement.	Transactions during 1861.		Balance on 31st December, 1861.				
		£	s. d.	£	s. d.		DR.	CR.	DR.	CR.			
289	FINANCE, 1860.												
	RECEIPTS.												
	Revenue		3,316,430	18 7	1	...	148,654	17 6	...	3,465,085	16 1	
	Refunds from Revenue	8,993	17 11	...		2	20,123	15 10	...	29,097	13 9		
	EXPENDITURE.												
	Disbursements and Charges	2,598,466	1 6	...		3	828,061	6 3	...	3,426,527	7 9		
	Liabilities		5	59,966	1 4	...	59,966	1 4		
	Credits—To Disbursements during 1860		4	...	176,062	18 11	...	176,062	18 11	
		2,607,439	19 5	3,316,430	18 7		908,151	3 5	324,717	16 5	3,515,591	2 10	
										125,557	12 2		
										3,641,148	15 0	3,641,148	15 0

BALANCE SHEET.

1st of January to 31st December, 1861.--continued.

Leger Folio.		DR.		CR.		Reference to Statement.	Transactions during 1861.		Balance on 31st December, 1861.			
		£	s. d.	£	s. d.		DR.	CR.	DR.	CR.		
286	FINANCE, 1861.											
	RECEIPTS.											
	Balance transferred from Finance, 1860	125,557	12	2
	Revenue	6	...	2,918,286	6	11	...	3,043,843 19 1
	Refunds from Revenue	7	31,587	8	6	...	31,587	8 6
	EXPENDITURE.											
	Disbursements	8	2,357,695	5	10	...	2,357,695	5 10
92	Waste on Purchases for General Issue	67	9	10	67	9	10
	Balance carried down	2,389,350	4	2	3,043,911	8	11
		654,561	4	9
		3,043,843	19	1
286	Finance, 1861.—Balance brought down	654,561	4 9
274	The year 1861.—Disbursements on account in 1860	156,419	0 0	156,419	0 0
199	The year 1862.—Disbursements on account in 1861	162,075	0 0	4,682	17 1	157,391	2 11
	Loan Accounts—											
129	Water and Sewerage Debentures	800,000	0 0	9	800,000	0 0
128	Melbourne and Mount Alexander Railway Debentures	68,100	0 0	68,100	0 0
132	Railways (£8,000,000)	4,576,212	17 0	10	67,632	5 1	1,356,658	8 0	5,865,238	19 11
131	Advances from Banks	799,998	0 0	1,203,000	0 0	...	403,002 0 0
129	The Commissioners of Sewerage and Water Supply—Dr. account	792,207	15 5	195	0 0	792,012	15 5	...
257	Sewerage and Water Supply—Cr. account	17,354	0 1	...	68,245	3 9	71,736	3 3	...	20,844 19 7
161	Railway Construction Account	4,317,662	14 10	918,837	6 1	9,153	5 7	5,227,346	15 4
183	Purchase of Geelong and Melbourne Railway	529,663	9 4	34,803	10 10	2,340	1 3	561,406	18 11
163	Railway Loan, Agent's General Account	1,053,260	9 0	1,033,948	6 10	19,312	2 2
134	The Agents in London for contracting Banks in Melbourne	2,586	6 11	1,071,230	14 2	820,414	9 1	253,402	12 0
174	The Railway Loan Agents in London on account of Geelong and Melbourne Railway—Dr. account	487,388	5 7	477,296	16 2	10,091	9 5
174	The Railway Loan Agents in London on account of Geelong and Melbourne Railway—Cr. account.	477,296	16 2	477,663	18 0	...	367 1 10
279	The London and Westminster Bank	1,224	0 1	197,892	13 6	194,619	11 11	4,497	1 8

280	The London Joint Stock Bank	7,559 0 0	141,699 6 5	145,767 0 3	3,491 6 2	
285	Advances, ordinary	38,143 4 10	771,352 1 0	694,215 4 6	115,280 1 4	
285	Advances under Abstracts of Expenses	1,621 1 4	172,944 2 10	173,340 4 2	1,225 0 0	
90	Purchases for General Issue	9,521 18 0	7,527 6 2	9,421 10 5	7,627 13 9	
95	Purchases of Materials for Manufacturing Purposes	766 12 9	1,220 6 7	1,378 13 9	608 5 7	
97 & 108	Police Clothing Fund	759 6 8	...	6,203 10 11	2,197 1 11	3,247 2 4	
35 & 81	Police Reward Fund	47,647 1 5	...	26,390 3 0	19,692 0 10	...	40,748 19 3
88	Police Hospital Fund	77 12 6	...	742 6 9	765 2 9	...	100 8 6
259	Pension Fund, Schedule D., Part 5	10,000 0 0	...	750 0 0	750 0 0	...	10,000 0 0
259	Pension Fund, Schedule D., Part 7	10,000 0 0	10,000 0 0
178	Penal Establishment Fund	2,600 2 7	77 19 0	...	2,678 1 7
202, &c.	Trust Fund	177,258 5 3	...	58,309 18 7	90,088 12 2	...	209,036 18 10
270	Immigration Deposits	2,417 0 0	21,198 10 0	...	18,781 10 0
254	Tolls Fund	45,549 8 6	...	223,785 12 11	221,370 12 0	...	43,134 7 7
117	Improvements on Land	2,171 15 6	...	479 0 0	589 0 0	...	2,281 15 6
107	Customs Officers' Overtime Money	258 3 6	...	2,692 19 6	2,656 1 0	...	221 5 0
111	Customs Goods Overtime Money	2,878 7 6	...	262 16 5	384 2 7	...	2,999 13 8
115	Extra Lockers' Salaries	376 14 0	...	1,196 16 8	1,071 12 2	...	251 9 6
125	Government of New South Wales	1,388 19 5	4,746 13 5	4,698 2 6	1,437 10 4	
122	Government of South Australia	3,686 8 7	3,686 8 7	...	
124	Government of Tasmania	205 7 10	57 18 1	147 9 9	
106	Colonial Agents' General, 1861	176,034 10 6	23,824 7 9	152,210 2 9	
104	Colonial Agents' General, 1860—Dr. account	398,459 19 7	492 12 5	330,128 15 4	68,823 16 8	
105	Colonial Agents' General, 1860—Cr. account	341,315 10 4	...	322,984 6 1	50,492 12 5	...	68,823 16 8
170	Trustees of Police Reward Fund	46,200 0 0	12,000 0 0	34,200 0 0	
171	Trustees of Penal Establishment Fund	1,800 0 0	1,800 0 0	
227	Land Selection Deposits	171 4 9	...	171 4 9	
127	Sale of Ammunition to Volunteer Force	1,155 5 6	...	1,155 5 6
						6,305,224 2 6	6,102,730 9 7	...	9,653,584 19 8	10,662,847 3 9	7,415,559 6 6	8,222,327 17 8
165	Railway Loan Agents, for Railway Debentures transmitted for sale	2,600,000 0 0	1,000,000 0 0	1,600,000 0 0	
164	Debenture Account for Railway Debentures transmitted for sale	1,000,000 0 0	2,600,000 0 0	...	1,600,000 0 0
260	Suspense Dr. Account	11 0 0	55,347 2 1	55,358 2 1	...	
266	Suspense Cr. Account	787 14 5	...	15,296 15 6	16,507 9 7	...	1,998 8 6
						6,305,235 2 6	6,103,518 4 0	...	13,334,228 17 3	14,334,712 15 5	9,015,559 6 6	
9	Cash Account	507,274 0 8	4,922,834 9 0	4,621,341 10 0	808,766 19 8	
											9,824,326 6 2	9,824,326 6 2

WILLIAM C. HAINES,
Treasurer.

SPECIAL APPROPRIATIONS.

EXPENDITURE during 1861 from Special Appropriations.

<i>Schedule D. to Act 18 and 19 Vic., cap. 55.</i>						On Account of 1860.			On Account of 1861.		
Part						£	s.	d.	£	s.	d.
1.	His Excellency the Governor's Salary	833	6	8	10,000	0	0
	" Expenses of Staff, &c.	416	13	4	5,000	0	0
2.	Their Honors the Judges	1,000	0	0	11,125	0	0
3.	Salaries of Responsible Ministers	667	12	4	11,518	19	8
4.	Legislative Council—Salaries	104	3	4	3,482	7	4
	Legislative Council—Contingencies	0	4	6	123	2	5
	Executive Council—Salaries	1,145	16	8
	Executive Council—Contingencies	50	17	8	8	13	6
6.	Pensions—W. C. Haines	250	0	0	872	4	5
	" W. Lonsdale	449	17	1			
	" H. C. E. Childers	72	4	6			
	" A. Clarke	200	0	0	400	0	0
8. Public Worship—											
						On Account of 1860.		On Account of 1861.			
						Stipends.		Buildings.		Stipends.	
						£ s. d.		£ s. d.		£ s. d.	
	Church of England	...	2,857	3	0	2,638	2	2	7,899	4	5
	Roman Catholic	...	503	15	0	264	8	0	5,155	8	4
	Synod	...	785	1	9	619	12	2	1,570	3	6
	Wesleyan	...	152	18	8	1,835	4	6
	Free Presbyterian	...	89	13	2	358	13	2
	Lutheran	...	96	5	0	192	10	0	360	18	9
	Unitarian	...	9	0	8	99	7	4
						4,493 17 3		3,714 12 4		17,036 7 2	
						4,493 17 3		17,036 7 2		19,868 15 6	
						8,208 9 7		36,905 2 8		36,905 2 8	
16 Vic., No. 34.	University of Melbourne	2,250	0	0	6,750	0	0
17 Vic., Nos. 13 and 23.	Liquidation of Corporation Bonds	35,000	0	0
18 Vic., No. 40.	Interest on Sewerage and Water Debentures	60	0	0	34,437	0	0
18 Vic., No. 40.	Principal	44,200	0	0
19 Vic., No. 15.	Interest on Mount Alexander Railway Debentures	25	0	0	1,812	10	0
18 Vic., No. 31. and 19 Vic., No. 10.	Steam Postal Communication	1,152	7	4
21 Vic., No. 20.	Pensions.	Robinson	59	19	8
		Kemp	94	19	6
		Petrie	49	19	8
		Hodde	83	6	8	916	13	4
						288 5 6		916 13 4			
22 Vic., No. 86.	Commissioners of Audit	2,750	0	0
21 Vic., No. 36.	Interest on Railway Loan*	161,295	10	6	267,326	1	6
21 Vic., No. 32.	Mining Boards—Ararat	500	0	0
	" Ballaarat	250	0	0
	" Beechworth	250	0	0
	" Castlemaine	250	0	0
	" Maryborough	500	0	0
	" Sandhurst	500	0	0
Total, Special Appropriations						176,172 5 0			477,175 18 10		

* Credit to Charge during 1860 and 1861, £162,981 12s. 10d.

PUBLIC DEBT.

RETURN of the Public Debt of the Colony of Victoria for the Year 1861.

Date.	To whom Due.	Rate of Interest.	When incurred, and for what Cause.	Provisions for Payment of Interest or Sinking Fund, and reference to Enactments by which it is made.	Amount of Original Debt.	Amount Repaid.	Remarks.
31st Dec., 1861	To holders of debentures	Six pounds per centum per annum	1. During 1855, 1857, and 1858 2. To obtain funds for the construction of waterworks to supply the city of Melbourne, its suburbs, and the town of Geelong with water	Both principal and interest are made a primary charge upon the revenue of the colony by Act 18 Vic., No. 40	£800,000	£200,000	£10,000 of this amount stands to credit of the trustees of the Police Reward Fund under the Trust Fund Account.
31st Dec., 1861	To holders of debentures	Five pounds per centum per annum	1. During 1856 2. To obtain funds for the purchase of the privileges, rights and property held by the Melbourne, Mount Alexander, and Murray River Railway Company	Both principal and interest are made a primary charge upon the revenue of the colony by Act 19 Vic., No. 15	£68,100	Nil	This amount is due in the year 1873.
31st Dec., 1861	To holders of debentures	Six pounds per centum per annum	1. During 1858, 1859, 1860, and 1861 2. To obtain funds for the construction of railways	Both principal and interest are made a primary charge upon the revenue of the colony by Act 21 Vic., No. 36	The amount of the loan is limited by Act 21 Vic., No. 36, to £8,000,000; of this amount debentures to the value of £5,676,960 were disposed of up to 31st Dec., 1861	Nil	Of the gross amount of these debentures sold, £276,960 were obtained in the colony.

SCHEDULE OF TAXES, DUTIES, FEES, LICENSES, AND ALL OTHER SOURCES OF REVENUE

SPECIFIED UNDER THE RESPECTIVE LAWS OR AUTHORITIES UNDER WHICH THEY ARE DERIVED.

TAXES, DUTIES, ETC., LEVIED UNDER ACTS OF THE COLONIAL LEGISLATURE.

Authority under which levied or by which legalised.	Specification of Taxes, Duties, &c.	Authority under which originally established.	At what period.	
	TRADE AND CUSTOMS.			
	IMPORT DUTIES.			
18 Vic., No. 9	Ale, Porter, Spruce and other Beer, Cider and Perry, per gallon	18 Vic., No. 9	8th Dec., 1854	
	Cigars, per lb.			£ s. d.
	Coffee and Chicory, per lb.			0 0 6
	Molasses and Treacle, per cwt.			0 3 0
	Spirits, or Strong Waters, of any strength not exceeding the strength of proof by Sykes's hydrometer, and so on in proportion for any greater or less strength than the strength of proof, per gallon			0 0 2
	Spirits, Cordials, Liqueurs, or Strong Waters, sweetened or mixed with any article, so that the degree of strength cannot be ascertained by Sykes's hydrometer, per gallon			0 3 0
	Spirits, perfumed, per gallon			0 10 0
	Sugar, raw and refined, and Sugar Candy, per cwt. ...			0 10 0
	Tea, per lb.			0 6 0
	Tobacco and Snuff, per lb.			0 0 6
	Wine, per gallon			0 2 0
21 Vic., No. 7	Opium, per lb.			0 2 0
18 Vic., No. 9	All other Goods, Wares, and Merchandise			0 10 0
				Free.

TAXES, DUTIES, ETC., LEVIED UNDER ACTS OF THE COLONIAL LEGISLATURE—continued.

Authority under which levied or by which legalised.	Specification of Taxes, Duties, &c.	Authority under which originally established.	At what period.
TRADE AND CUSTOMS.			
DUTY ON SPIRITS DISTILLED IN VICTORIA.			
22 Vic., No. 63	Spirits distilled in Victoria from Sugar, per proof gal.	£ s. d. 0 9 3	22 Vic., No. 62
	Spirits distilled from any grain or root on which no direct tax is otherwise levied, per gallon	0 10 0 o	
EXPORT DUTY.			
18 Vic., No. 27	Gold, per oz,	0 2 6	18 Vic., No. 27
PASSENGER RATES.			
18 Vic., No. 5	Passenger Rate, per statute adult	0 5 0	18 Vic., No. 5
22 Vic., No. 80	Chinese Immigrant Rate, per head	10 0 0	18 Vic., No. 39
The Governor	Custom House Agents' Rent, per annum	25 0 0	The Governor
RENT ON GOODS DEPOSITED IN QUEEN'S WAREHOUSE.			
	Pipe or puncheon per week	0 1 0	16 Vic., No. 23
	Hogshead or half-pipe "	0 0 6	
	Barrel or quarter-cask "	0 0 3	
	Tierce of Tobacco, above 450 lbs. "	0 1 0	
	Ditto, under 450 lbs. "	0 0 6	
	Keg or Box of Tobacco, under 250 lbs. "	0 0 3	
	Ditto, under 120 lbs. "	0 0 2	
	Large Case of Cigars "	0 1 0	
	Small Case of Cigars "	0 0 6	
	Box of Cigars containing 1000 "	0 0 1	
	Ditto 500 "	0 0 0½	
	Six-gallon Case "	0 0 2	
	Four-gallon Case "	0 0 1½	
	Two-gallon Case... .. "	0 0 1	
	Chest of Tea "	0 0 2	
	Half-chest of Tea "	0 0 1	
	Five 10-catty Boxes to a Chest "	0 0 2	
	Coffee, per ton "	0 1 0	
TONNAGE DUES.			
17 Vic., No. 18	1s. per Ton, payable on 1st of January and 1st of July in each year.		17 Vic., No. 18
UNCLAIMED SAMPLES SOLD BY AUCTION.			
21 Vic., No. 13, sec. 64			21 Vic., No. 13, sec. 64
MERCHANT SHIPPING ACT 1854.			
Imperial Merchant Shipping Act of 1854	On engagement and discharge of each seaman	£ s. d. 0 2 0	Imperial Merchant Shipping Act of 1854
17 and 18 Vic., cap. 104, sec. 125			17 and 18 Vic.
Ditto, sec. 27	Remeasurement of Vessels each	0 7 6	Ditto, sec. 27
Ditto, sec. 92	Each transverse section "	...	Ditto, sec. 92
Ditto, sec. 107	Searches in Books of Registry "	0 1 0	Ditto, sec. 107
The Governor	Certified Copies of Official Documents "	0 1 0	The Governor
	Parchment Copy of Register "	0 10 6	
	Paper Copies all other Forms "	0 2 6	
	Official Log Books "	0 5 0	
	Parchment Agreements, Foreign "	0 10 0	
	Paper Agreements, Colonial "	0 3 0	
	Registration of Deserters "	0 1 0	
	Form of Release "	0 2 0	
	Regulations of Board of Trade "	0 0 6	
	Accounts of Wages "	0 0 6	
22 Vic., No. 67	License Fee for Oyster Dredging	0 2 6	22 Vic., No. 67, sec. 7

TAXES, DUTIES, ETC., LEVIED UNDER ACTS OF THE COLONIAL LEGISLATURE—continued.

Authority under which levied or by which legalised.	Specification of Taxes, Duties, &c.	Authority under which originally established.	At what period.
	TRADE AND CUSTOMS.		
	STEAM NAVIGATION BOARD.		
	<i>Fees Payable for Survey of Steamers.</i>		
		Shipwright. Engineer.	
		£ s. d. £ s. d.	
16 Vic., No. 25, Sec. 20.	Steamers not exceeding 100 tons ...	2 2 0 3 3 0	16 Vic., No. 25, Sec. 20.
	Steamers exceeding 100 tons and not exceeding 300 tons	3 3 0 4 4 0	
	Steamers exceeding 300 tons and not exceeding 600 tons.	4 4 0 5 5 0	
	And for every additional 300 tons an additional	1 1 0 ...	16 Vic., No. 25, Sec. 20.
	Non-condensing steamers not exceeding 30 tons	2 2 0 1st Nov., 1860

SCHEDULE OF FEES RECEIVED BY THE SEVERAL OFFICERS IN THEIR RESPECTIVE DEPARTMENTS,

SPECIFYING THE AUTHORITY UNDER WHICH THEY WERE ORIGINALLY ESTABLISHED AND ALSO BY WHAT AUTHORITY AND AT WHAT PERIOD THE PRESENT RATES WERE FIXED.

FEES OF OFFICE WHICH ARE SOURCES OF PUBLIC REVENUE.

Authority under which levied or by which legalised.	Specification of Fees.	Authority under which originally established.	At what period.
	LEGISLATIVE ASSEMBLY.		
	<i>Expenses of Reporting and Transcribing in Shorthand the Minutes of Evidence taken before the Committee of Elections and Qualifications.</i>		
		£ s. d.	
	For attendance of the Shorthand Writer, per diem	2 2 0	The Legislative Assembly.
	For Transcribing Notes, per folio ...	0 1 0	
	<i>By the Promoters and Opponents of private Bills on Account of the Consolidated Revenue.</i>		
	On the deposit of the Petition or Bill in the Clerk of the Assembly's Office	5 0 0	23rd Nov., 1857
	On the deposit of the Plan or any other Document in the Clerk of the Assembly's Office	1 0 0	
	For every day on which the Examiners shall inquire into the compliance with the Standing Orders.	5 0 0	
	On the presentation of the Petition for the private Bill	2 0 0	
	On the Report from the Committee on the Bill ...	15 0 0	
	On the third reading of the Bill ...	15 0 0	
	Bills from the Council, commonly called Estate Bills, to be charged only one-half of the preceding Fees		
	<i>Fees to be paid by the Opponents of a private Bill.</i>		
	On the deposit of every Memorial complaining that the Standing Orders have not been complied with	1 1 0	
	On the presentation or deposit of every Petition against a private Bill	1 1 0	
	<i>For proceeding before the Examiners or before any Committee.</i>		
	For every day on which the Examiners shall inquire into any Memorial complaining of a non-compliance with the Standing Orders	2 0 0	
	For every day on which the Petitioners appear before any Committee	2 0 0	
	For every day on which the Committee shall sit ...	2 0 0	

FEEES OF OFFICE WHICH ARE SOURCES OF PUBLIC REVENUE—continued.

Authority under which levied, or by which legalised.	Specification of Fees.	Authority under which originally established.	At what period.
	LEGISLATIVE ASSEMBLY.		
	<i>General Fees.</i>		
		<i>£ s. d.</i>	
	On every Motion, Order, or proceeding in the House upon a private Bill, Petition, or matter not otherwise charged	1 0 0	
	For copies of all Papers and Documents, at the rate of seventy-two words in every folio :—		
	If five folios or under	0 2 6	
	If above five folios, per folio	0 0 4	
	For the copy of a plan made by the parties	1 0 0	
	For the inspection of a plan or any document	0 5 0	
	For every plan or document certified by the Speaker pursuant to any Act of Parliament	1 1 0	
	For every day on which any parties shall be heard by Counsel at the Bar, from each side	5 0 0	
	For every day the Shorthand writer shall attend	2 2 0	
	For the transcript of his notes, per folio of seventy-two words	0 1 0	
	<i>Fees to be paid on the Taxation of Costs on private Bills.</i>		
	For every application on reference to the taxing officer of the Legislative Assembly for the taxation of a bill of costs	1 0 0	
	On the deposit of every Memorial complaining of a report of the taxing officer	1 0 0	
	For every certificate which shall be signed by the Speaker	1 0 0	
	For copies of any documents in the office of the taxing officer, per folio of seventy-two words	0 0 4	
	That every Bill for the particular interest or benefit of any person or persons, whether the same be brought in upon petition or motion, or report from a Committee, or brought from the Council, ought to be deemed a private Bill within the meaning of the Table of Fees.		
	The preceding Fees shall be charged, paid and received at such times, in such manner, and under such regulations as the House shall from time to time direct.		
	LEGISLATIVE COUNCIL.		
	The Fees payable on private Bills are paid into the Treasury in accordance with a Standing Order of the Legislative Council.		
	GOVERNMENT SHORTHAND WRITER.		
		<i>£ s. d.</i>	
Standing Orders of Legislative Assembly.	For each attendance on Election Committee	2 2 0	Standing Orders of Legislative Assembly
	For the transcript of the notes, per folio	0 1 0	
	For each attendance on a Committee on a private Bill	2 2 0	
	For the transcript of the notes, per folio	0 1 0	
	CHIEF SECRETARY.		
20 Vic., No. 3	Under the Patents for Inventions Act :—	<i>£ s. d.</i>	20 Vic., No. 3
	On depositing specification	2 10 0	
	On obtaining Letters Patent	2 10 0	
	At or before the expiration of the third year	15 0 0	
	At or before the expiration of the seventh year	20 0 0	
	On presenting petition for extension or confirmation... ..	2 10 0	
	Entering any caveat	2 10 0	
Copy or extract of any writing per common law folio	0 1 0		
	FRIENDLY SOCIETIES.		
21 Vic., No. 10	Fees under the Friendly Societies Acts 18 Vic., No. 41 and 21 Vic., No. 10 :—	<i>£ s. d.</i>	18 Vic., No. 41 and 21 Vic., No. 10
	For every provisional registration	0 10 0	
	For any lodgment for final registration of any certified rules or any amendment thereof	0 10 0	

FEES OF OFFICE WHICH ARE SOURCES OF PUBLIC REVENUE—continued.

Authority under which levied or by which legalised.	Specification of Fees.	Authority under which originally established.	At what period.
MINING DEPARTMENT. (GOLD FIELDS.)			
21 Vic., No. 32	Fees for Miners' Rights, entitling the holders to occupy for mining purposes, and for residence Crown Lands on the Gold fields, at £1 each, for 12 months	18 Vic., No. 37	12th June, 1855
21 Vic., No. 32	Fees for licenses, entitling the holders to occupy Crown Lands on the Gold Fields for the purpose of residence and for carrying on business on the Gold Fields, at £2 10s. for 3 months, £5 for 6 months, and £10 for 12 months	18 Vic., No. 37	12th June, 1855
21 Vic., No. 32	Rent of land on the Gold Fields, leased for gold mining purposes, at the rate of £5 per acre, per annum, or per one hundred yards in length, as the case may be	Order in Council	20th Dec., 1858
21 Vic., No. 32	Rent of land on the Gold Fields, required for the construction of dams, or for sites for the erection of machinery, at the rate of £1 per acre, per annum	Order in Council	6th Feb., 1860
21 Vic., No. 32	Rent of land on the Gold Fields, leased for gold mining purposes, at the rate of £2 10s. per acre, per annum	Order in Council	16th Sept., 1861
24 Vic., No. 117	Rent of land within the Colony, leased for mining for minerals other than gold, at the rate of two shillings per acre, per annum; where worked for one mineral or metal only, and where lessees propose to work for more than one mineral or metal, the additional sum of one shilling per acre, per annum, for each additional mineral or metal; in each case a further sum equal to two per cent. on the value of the mineral or metal at the mouth of the mine	Order in Council	2nd Sept., 1861
21 Vic., No. 32	Fees of £1 in each case on delivery of lease to lessees	Order in Council	20th Dec., 1858
21 Vic., No. 32	Fines for neglect, or refusal to attend, or to be sworn, or to serve as assessor when summoned, a sum not exceeding £5 in each case	18 Vic., No. 37	12th June, 1855
CHINESE PROTECTORATE.			
22 Vic., No. 80	Fees at the rate of £4 each, per annum, for licenses to reside in the Colony, and inclusive of all other charges, dues, or personal imposts, except those for license to carry on business on the Gold Fields	22 Vic., No. 80	24th Feb., 1859
22 Vic., No. 80	Fees of £4 for each Chinese Immigrant on entering the Colony otherwise than by sea	22 Vic., No. 80	24th Feb., 1859
22 Vic., No. 80	Penalties for not having taken out Residence Licenses, equal to a sum in each case not exceeding four times the amount then due	22 Vic., No. 80	24th Feb., 1859
REGISTRAR-GENERAL AND REGISTRAR OF SUPREME COURT.			
REGISTRATION OF DEEDS.			
5 Vic., No. 21 ...	For receiving every memorial, before whomsoever made, including verifying the same	£ s. d. 0 2 6	5 Vic., No. 21
	For every receipt on every deed, or on the memorial on any will	0 2 6	
	For registration of each memorial, not exceeding 3 folios of 90 words	0 7 6	
	For ditto, if memorial exceeds the number of folios, per folio of 90 words	0 0 8	
	For every search for memorial of any deed or will of one property	0 2 6	
	For every examined copy of a memorial	0 5 0	
	For the registration of every deed, writing, will, or conveyance, or attested copy thereof at length, per folio of 90 words	0 0 8	
	For receiving and endorsing every examined copy of an instrument	0 7 6	
	For every oath, certifying the same, or to execution of the original, each witness	0 1 0	
	LAW OF EVIDENCE.		
24 Vic., No. 100	For every certified copy of a Crown grant	0 10 0	24 Vic., No. 100
	For every certified copy of any book or document in charge of any public officer, for every folio of 90 words	0 0 6	
LAW OF PROPERTY.			
24 Vic., No. 112	For every entry of a memorandum of execution	0 5 0	24 Vic., No. 112
	For every search for the same	0 1 0	
	For re-registering every memorandum of execution	0 1 0	
	For every entry of "lis pendens"	0 2 6	
	For search for same	0 1 0	
	For re-registering "lis pendens"	0 1 0	
	For every entry of recognizance	0 2 6	
	For every search for same	0 1 0	
	For every entry of "Quietus to Debtors"	0 2 6	

FEEES OF OFFICE WHICH ARE SOURCES OF PUBLIC REVENUE—continued.

Authority under which levied or by which legalised.	Specification of Fees.	Authority under which originally established.	At what period.
	REGISTRAR-GENERAL AND REGISTRAR OF SUPREME COURT.		
	LAW OF PROPERTY.		
	£ s. d.		
Rule of Court ...	For every acknowledgment, before whomsoever taken	24 Vic., No. 112	18th Sep., 1860
	On the deposit of any deed or document, whether deposited collectively or separately, for each one		
	For searching for any deed or document so deposited, or for making a copy thereof, or for taking extracts therefrom, for every such search, copy, or extract, separately		
	PLEADING AND PRACTICE.		
19 Vic., No. 19	For every exhibit	19 Vic., No. 19	19th March, 1856
	REGISTRATION OF LIENS ON WOOL AND STOCK.		
17 Vic., No. 16	For every registration of a lien	11 Vic., No. 4	24th July, 1847
	For every affidavit verifying the same		
	For every search		
	BIRTHS, DEATHS, AND MARRIAGES.		
Order of the Governor	For certificate, if demanded at the time of registration	16 Vic., No. 26	24th April, 1854
	For every search		
	For every certificate on search		
	VACCINATION.		
18 Vic., No. 4 ...	For every copy of an entry of successful vaccination extracted from the register of cases	18 Vic., No. 4	20th Nov., 1854
	PATENTS.		
20 Vic., No. 3 ...	For every search and inspection	17 Vic., No. 15	31st March, 1854
	For every entry of assignment or license		
	For every certificate of assignment or license		
	For every copy or extract of any writing, per folio of 72 words		
	POWERS OF ATTORNEY.		
21 Vic., No. 28	For filing every power of attorney, declaration, or notice	21 Vic., No. 28	24th Nov., 1857
	For every search for power, declaration, or notice ...		
	INCORPORATED COMPANIES.		
18 Vic., No. 20	For receiving copy of power of attorney, revocation, copy of charter, including verifying the same	18 Vic., No. 20	9th March, 1855
	For each certificate endorsed on every power of attorney revocation, and on every copy thereof		
	For every search for power of attorney, revocation, or copy of charter		
	For every copy of the above instrument, per folio of 72 words		
	WILLS.		
6 Geo. IV., No. 22	For receiving and noting every will	6 Geo. IV., No. 22	16th Nov., 1825
	ELECTORAL.		
19 Vic., No. 11	For furnishing copies of election accounts:—	19 Vic., No. 11	19th Mar., 1856
	First 100 words		
	Every additional 200 words		
	BANKING COMPANIES.		
4 Vic., No. 13	For every search for charter	4 Vic., No. 13	23rd Sept., 1840
	For every search for list of proprietors		
	UNION BANK OF AUSTRALIA.		
3 Vic., No. 83	For inspection of deed of settlement	3 Vic., No. 83	5th Sept., 1839
	MELBOURNE AND HOBSON'S BAY RAILWAY COMPANY.		
18 Vic., No. 20	For inspection of list of shareholders	Act of Council	20th Jan., 1853
	COLONIAL INSURANCE COMPANY.		
21 Vic., No. 26	For inspection of deed of settlement	21 Vic., No. 26	24th Nov., 1857
	For inspection of list of shareholders		
	AUSTRALASIAN FIRE AND LIFE INSURANCE COMPANY.		
21 Vic., No. 34	For inspection of deed of settlement	21 Vic., No. 34	24th Nov., 1857
	For inspection of list of shareholders		
	GEEELONG GAS COMPANY.		
21 Vic., No. 57	Inspection of abstract of annual account	21 Vic., No. 57	4th June, 1858
	COLLINGWOOD GAS COMPANY.		
24 Vic., No. 103	Inspection of abstract of annual account	24 Vic., No. 103	

FEES OF OFFICE WHICH ARE SOURCES OF PUBLIC REVENUE—continued.

Authority under which levied or by which legalised.	Specification of Fees.	£ s. d.	Authority under which originally established.	At what period.
PUBLIC WORKS.				
Commissioner of Public Works	Sale of lithographed plans and specifications of police buildings, per sheet	0 5 0	Commissioner of Public Works	29th Sept., 1859
Ditto...	Specifications, per sheet	0 5 0	Ditto ...	16th Jan., 1861
	Occupation of Exhibition Building for assemblies, &c.— Per diem: from sunrise to sunset	5 0 0		
	„ after sunset	10 0 0		
Board of Land and Works	Rent of patent slip, Williamstown, to 31st May, 1861, per annum	2100 0 0	Board of Land and Works	15th June, 1859
Ditto...	Ditto, from 1st June, 1861	1775 0 0	Ditto ...	1st Feb., 1861
Ditto...	Rent of various buildings occupied by Government officers and others	...	Ditto ...	21st July, 1858
Ditto...	Forfeited deposits, lodged as security for the due fulfilment of contracts	...	Ditto ...	Special authority for each sale
Ditto...	Sale of old buildings, &c.	Ditto ...	31st Oct., 1861
Ditto...	Sale of grass in Fitzroy park, for one year	26 0 0	Ditto ...	
IMMIGRATION.				
18 and 19 Vic., c. 119	Survey Fees collected on Passenger Ships previous to sailing for the United Kingdom or Foreign Ports, viz.—£2 2s. for each ship sailing under the "Passengers Act, 1855."		18 and 19 Vic., c. 119	1855
TREASURY.				
FEES ON THE DELIVERY OF DEEDS OF GRANT.				
Land Regulation of 21st March, 1843, 22nd clause Government Order. <i>Vide Gazette notice, 24th April, 1857</i>	Not exceeding 50 acres	1 0 0		
	Not exceeding 300 acres	1 5 0		
	Exceeding 300 acres If not claimed within twelve months, a double fee is charged.	1 10 0		
11 Vic., No. 39, and Government Order	Fee on Certificate of Naturalization	1 1 0		
	Fee on Commissions	5 5 0		
GOLD ESCORT FEES.				
18 Vic., No. 29	Ovens gold-field, per oz.	0 1 0		
	All other gold-fields, per oz.	0 0 6		
	Custody of gold, per oz. per week	0 0 1		
RECEIVERS AND PAYMASTERS.				
	Auctioneer's General License	25 0 0	21 Vic., No. 9	
	Auctioneer's District License	25 0 0	21 Vic., No. 9	
	Spirit Merchant's License—£25 for the whole year, and proportionate part for part of a year	25 0 0	25 Vic., No. 147	
	General Publican's License	25 0 0	21 Vic., No. 9	
	District Publican's License	25 0 0	21 Vic., No. 9	
	Refreshment License	1 0 0	21 Vic., No. 9	
	Brewer's License	10 0 0	25 Vic., No. 147	
	Packet License	2 0 0	21 Vic., No. 9	
	Confectioner's License	1 0 0	21 Vic., No. 9	
UNIVERSITY.				
Statutes chap. 7, sec. 16	For matriculation	2 0 0	Act of Incorporation 16 Vic., No. 34	January, 1853
	For matriculated students, for all lectures, per annum	12 0 0		
	For non-matriculated students attending lectures on Law or Civil Engineering, per annum	12 0 0		
	For non-matriculated students attending any other course of lectures, each course per term	2 0 0		
	For Degree of Bachelor in any faculty	5 0 0		
	For Degree of Doctor or Master	10 0 0		
	For an <i>ad eundem</i> degree	5 0 0		

FEEs OF OFFICE WHICH ARE SOURCES OF PUBLIC REVENUE—continued.

Authority under which levied or by which legalised.	Specification of Fees.	Authority under which originally established.	At what period.																																																				
Act of Parliament of Victoria, No. 99	<p style="text-align: center;">INTESTATE ESTATES.</p> <p>2½ per cent. deducted from all estates administered to and paid to Consolidated Revenue</p>	Act of Parliament of Victoria, No. 99	22nd Aug., 1860																																																				
Postage Act, 17 Vic., No. 30, with regulations thereunto annexed, and Amended Postage Act 18 Vic., No. 31	<p style="text-align: center;">GENERAL POST OFFICE.</p> <p style="text-align: center;">RATES OF POSTAGE.</p> <p style="text-align: center;"><i>Town Letters.</i></p> <table border="0" style="width: 100%;"> <tr> <td style="width: 80%;">Not exceeding ½ oz.</td> <td style="width: 20%; text-align: right;">£ s. d.</td> </tr> <tr> <td>Exceeding ½ oz. and not exceeding 1 oz.</td> <td style="text-align: right;">0 0 2</td> </tr> <tr> <td>And so on increasing 4d. for every ounce or fraction of an ounce</td> <td style="text-align: right;">0 0 4</td> </tr> </table> <p style="text-align: center;"><i>Inland Letters.</i></p> <table border="0" style="width: 100%;"> <tr> <td style="width: 80%;">Not exceeding ½ oz.</td> <td style="width: 20%; text-align: right;">0 0 4</td> </tr> <tr> <td>Exceeding ½ oz. and not exceeding 1 oz.</td> <td style="text-align: right;">0 0 8</td> </tr> <tr> <td>And so on increasing 8d. for every ounce or fraction of an ounce</td> <td></td> </tr> </table> <p style="text-align: center;"><i>Ship Letters.</i></p> <table border="0" style="width: 100%;"> <tr> <td style="width: 80%;">Not exceeding ½ oz.</td> <td style="width: 20%; text-align: right;">0 0 6</td> </tr> <tr> <td>Exceeding ½ oz. and not exceeding 1 oz.</td> <td style="text-align: right;">0 1 0</td> </tr> <tr> <td>And so on increasing 1s. for every ounce or fraction of an ounce</td> <td></td> </tr> </table> <p style="text-align: center;"><i>Bankers' Parcels, Packets, &c.</i></p> <table border="0" style="width: 100%;"> <tr> <td style="width: 80%;">Not exceeding 4 oz.</td> <td style="width: 20%; text-align: right;">0 0 6</td> </tr> <tr> <td>And increasing 3d. for every additional 2 oz. or portion thereof</td> <td></td> </tr> </table> <p style="text-align: center;"><i>Letters containing Gold.</i></p> <table border="0" style="width: 100%;"> <tr> <td style="width: 80%;">Under ½ oz.</td> <td style="width: 20%; text-align: right;">0 1 0</td> </tr> <tr> <td>Exceeding ½ oz. and not exceeding 1 oz.</td> <td style="text-align: right;">0 2 0</td> </tr> <tr> <td>And for every ounce or portion thereof 2s. additional</td> <td></td> </tr> </table> <p style="text-align: center;"><i>Letters for Officers on board Her Majesty's Ships.</i></p> <table border="0" style="width: 100%;"> <tr> <td style="width: 80%;">Under ½ oz.</td> <td style="width: 20%; text-align: right;">0 1 0</td> </tr> <tr> <td>Exceeding ½ oz. and not exceeding 1 oz.</td> <td style="text-align: right;">0 2 0</td> </tr> <tr> <td>And for every ounce or fraction of an ounce 2s. additional</td> <td></td> </tr> </table> <p style="text-align: center;"><i>Soldiers and Sailors' Letters.</i></p> <table border="0" style="width: 100%;"> <tr> <td style="width: 80%;">Under ½ oz.</td> <td style="width: 20%; text-align: right;">0 0 1</td> </tr> <tr> <td>Exceeding ½ oz. and not exceeding 1 oz.</td> <td style="text-align: right;">0 0 2</td> </tr> <tr> <td>And for every ounce or fraction of an ounce 2d. additional</td> <td></td> </tr> <tr> <td>Newspapers, each</td> <td style="text-align: right;">0 0 1</td> </tr> </table> <p style="text-align: center;"><i>Books, &c.</i></p> <table border="0" style="width: 100%;"> <tr> <td style="width: 80%;">Not exceeding 4 oz.</td> <td style="width: 20%; text-align: right;">0 0 6</td> </tr> <tr> <td>Above 4 oz. and not exceeding 8 oz.</td> <td style="text-align: right;">0 1 0</td> </tr> <tr> <td>Above 8 oz. and not exceeding 1 lb.</td> <td style="text-align: right;">0 2 0</td> </tr> <tr> <td>And for every additional ¼ lb or portion thereof</td> <td style="text-align: right;">0 1 0</td> </tr> <tr> <td>Fee on registered letter</td> <td style="text-align: right;">0 1 0</td> </tr> </table>	Not exceeding ½ oz.	£ s. d.	Exceeding ½ oz. and not exceeding 1 oz.	0 0 2	And so on increasing 4d. for every ounce or fraction of an ounce	0 0 4	Not exceeding ½ oz.	0 0 4	Exceeding ½ oz. and not exceeding 1 oz.	0 0 8	And so on increasing 8d. for every ounce or fraction of an ounce		Not exceeding ½ oz.	0 0 6	Exceeding ½ oz. and not exceeding 1 oz.	0 1 0	And so on increasing 1s. for every ounce or fraction of an ounce		Not exceeding 4 oz.	0 0 6	And increasing 3d. for every additional 2 oz. or portion thereof		Under ½ oz.	0 1 0	Exceeding ½ oz. and not exceeding 1 oz.	0 2 0	And for every ounce or portion thereof 2s. additional		Under ½ oz.	0 1 0	Exceeding ½ oz. and not exceeding 1 oz.	0 2 0	And for every ounce or fraction of an ounce 2s. additional		Under ½ oz.	0 0 1	Exceeding ½ oz. and not exceeding 1 oz.	0 0 2	And for every ounce or fraction of an ounce 2d. additional		Newspapers, each	0 0 1	Not exceeding 4 oz.	0 0 6	Above 4 oz. and not exceeding 8 oz.	0 1 0	Above 8 oz. and not exceeding 1 lb.	0 2 0	And for every additional ¼ lb or portion thereof	0 1 0	Fee on registered letter	0 1 0	Postage Act 17 Vic., No. 30, and Amended Postage Act, 18 Vic., No. 31	Act No. 30 assented to 12th April, 1854, and Act No. 31 assented to 15th May, 1855
Not exceeding ½ oz.	£ s. d.																																																						
Exceeding ½ oz. and not exceeding 1 oz.	0 0 2																																																						
And so on increasing 4d. for every ounce or fraction of an ounce	0 0 4																																																						
Not exceeding ½ oz.	0 0 4																																																						
Exceeding ½ oz. and not exceeding 1 oz.	0 0 8																																																						
And so on increasing 8d. for every ounce or fraction of an ounce																																																							
Not exceeding ½ oz.	0 0 6																																																						
Exceeding ½ oz. and not exceeding 1 oz.	0 1 0																																																						
And so on increasing 1s. for every ounce or fraction of an ounce																																																							
Not exceeding 4 oz.	0 0 6																																																						
And increasing 3d. for every additional 2 oz. or portion thereof																																																							
Under ½ oz.	0 1 0																																																						
Exceeding ½ oz. and not exceeding 1 oz.	0 2 0																																																						
And for every ounce or portion thereof 2s. additional																																																							
Under ½ oz.	0 1 0																																																						
Exceeding ½ oz. and not exceeding 1 oz.	0 2 0																																																						
And for every ounce or fraction of an ounce 2s. additional																																																							
Under ½ oz.	0 0 1																																																						
Exceeding ½ oz. and not exceeding 1 oz.	0 0 2																																																						
And for every ounce or fraction of an ounce 2d. additional																																																							
Newspapers, each	0 0 1																																																						
Not exceeding 4 oz.	0 0 6																																																						
Above 4 oz. and not exceeding 8 oz.	0 1 0																																																						
Above 8 oz. and not exceeding 1 lb.	0 2 0																																																						
And for every additional ¼ lb or portion thereof	0 1 0																																																						
Fee on registered letter	0 1 0																																																						
Act 21 Vic., No. 60	<p style="text-align: center;"><i>Fees on Post Office Money Orders.</i></p> <table border="0" style="width: 100%;"> <tr> <td style="width: 80%;">Under £5</td> <td style="width: 20%; text-align: right;">0 0 6</td> </tr> <tr> <td>Above £5 and under £10</td> <td style="text-align: right;">0 1 0</td> </tr> </table> <p style="text-align: center;"><i>Fees for Transfer, Repayment, or Issue of Duplicate Orders.</i></p> <table border="0" style="width: 100%;"> <tr> <td style="width: 80%;">Under £5</td> <td style="width: 20%; text-align: right;">0 0 6</td> </tr> <tr> <td>Under £10</td> <td style="text-align: right;">0 1 0</td> </tr> <tr> <td>Fee for private boxes, payable quarterly, half-yearly, or yearly</td> <td style="text-align: right;">3 0 0</td> </tr> </table> <p>Fee for advertising letters, on delivery, each</p>	Under £5	0 0 6	Above £5 and under £10	0 1 0	Under £5	0 0 6	Under £10	0 1 0	Fee for private boxes, payable quarterly, half-yearly, or yearly	3 0 0	Act 21 Vic., No. 60	Assented to 4th June, 1858																																										
Under £5	0 0 6																																																						
Above £5 and under £10	0 1 0																																																						
Under £5	0 0 6																																																						
Under £10	0 1 0																																																						
Fee for private boxes, payable quarterly, half-yearly, or yearly	3 0 0																																																						
Postage Act 17 Vic., No. 30, with regulations thereto, annexed, and Amended Postage Act 18 Vic., No. 31	<p>Fee for stamps not exceeding in value 1s. 8d., a charge of</p> <p>For stamps exceeding in value 1s. 8d., but not exceeding 3s. 4d., a charge of</p> <p>For stamps exceeding in value 3s. 4d., but not exceeding 5s., a charge of</p> <p>And so on at the rate of 1d. for every 1s. 8d. or portion of 1s. 8d.</p>	Postage Act 16 Vic., No. 30, and Amended Postage Act, 18 Vic., No. 31	Act No. 30 assented to 12th April, 1854, and Act No. 31 assented to 15th May, 1855																																																				
Order in Council, 18 June, 1860	<p style="text-align: center;"><i>Exchange of Postage Stamps for Money.</i></p> <table border="0" style="width: 100%;"> <tr> <td style="width: 80%;">For stamps not exceeding in value 1s. 8d., a charge of</td> <td style="width: 20%; text-align: right;">0 0 1</td> </tr> <tr> <td>For stamps exceeding in value 1s. 8d., but not exceeding 3s. 4d., a charge of</td> <td style="text-align: right;">0 0 2</td> </tr> <tr> <td>For stamps exceeding in value 3s. 4d., but not exceeding 5s., a charge of</td> <td style="text-align: right;">0 0 3</td> </tr> </table>	For stamps not exceeding in value 1s. 8d., a charge of	0 0 1	For stamps exceeding in value 1s. 8d., but not exceeding 3s. 4d., a charge of	0 0 2	For stamps exceeding in value 3s. 4d., but not exceeding 5s., a charge of	0 0 3																																																
For stamps not exceeding in value 1s. 8d., a charge of	0 0 1																																																						
For stamps exceeding in value 1s. 8d., but not exceeding 3s. 4d., a charge of	0 0 2																																																						
For stamps exceeding in value 3s. 4d., but not exceeding 5s., a charge of	0 0 3																																																						

FEES OF OFFICE WHICH ARE SOURCES OF PUBLIC REVENUE—continued.

Authority under which levied or by which legalised.	Specification of Fees.	Authority under which originally established.	At what period.	
3 Wm. IV., No. 3, sec. 17.	PETTY SESSIONS.			
		£ s. d.		
	Summons, copy, and serving	0 2 6	4 Wm. IV., No. 5	July, 1833
	Subpoena	0 1 6		
	Copies of ditto, each	0 0 4		
	Drawing Affidavits, &c.	0 1 0		
	Every folio above one	0 0 8		
	Swearing the same	0 1 0		
	Swearing every other affidavit	0 1 0		
	(For military and naval pensions excepted.)			
	Warrant to Apprehend, &c.	0 2 6		
	Recognizance	0 5 0		
	Warrant to Distrain	0 2 6	6 Wm. IV., No. 4	August, 1833
	Order of Justices	0 1 0		
	Drawing any other documents, per folio	0 0 8		
	Copy of Proceedings, per folio	0 0 4		
	Registering Dogs, when one is kept	0 1 0		
	Two are kept, each	0 2 0		
	Three are kept, each	0 2 6		
	Every dog above three	0 5 0		
Declarations, each	0 1 0			
Searching List of Auctioneers	0 2 6	9 Vic. 9, sec. 9 18 Vic. 23, sec. 19 22 Vic. 78, sec. 12		
Inspecting List of Carriers	0 1 0			
Order in Council 24th Feb., 1858	COUNTY COURT.			
		£ s. d.		
	Certificate under 21 Vic., No. 29, sec. 62	0 5 0	21 Vic., No. 29 21 Vic., No. 19 21 Vic., No. 29	1857 1857 1857
	Fees assessors	2 0 0		
	Plaint summons per £1	0 0 2		
	Summonses not mentioned in Act	0 2 0		
	Other summonses	0 3 0		
	Notice of special defence	0 2 0		
	Notice for assessors	0 10 0		
	Notice of payment	0 2 0		
	New trial	0 10 0		
	Adjournment	0 5 0		
	Execution, per £1	0 0 2		
	Commitment	0 5 0		
	Certificate of payment	0 2 0		
	Order of commitment	1 0 0		
	Order of discharge	0 2 0		
	Order not otherwise provided for	0 1 0		
	Taking bond or security	0 10 0		
	Search	0 1 0		
Sealing affidavit	0 1 0			
Taxation under sec. 49	0 10 0			
Order in Council 24th Feb., 1858	COURT OF MINES.			
		£ s. d.		
	Fees, assessors (sec. 32)	3 0 0	21 Vic., No. 32	1857
	Ditto (sec. 84)	3 0 0		
	Plaint summons, up to £250, per £1	0 0 2		
	Ditto above £500, per £1	0 0 1		
	Summonses not in Act	0 2 0		
	Other summonses	0 3 0		
	Notice of payment	0 2 0		
	On requiring assessors, in addition to £3 (sec. 32)	0 10 0		
	Rehearing	0 10 0		
	Adjournment	0 5 0		
	Sealing affidavit for injunction	1 0 0		
	Order under sec. 54 or 55	0 5 0		
	Sealing other affidavits	0 1 0		
	Order under sec. 56	0 2 0		
	Order of commitment (secs. 45 and 46)	1 0 0		
	Order of discharge (secs. 50 or 52)	0 2 0		
	Order not otherwise provided for	0 1 0		
	Taxation under sec. 64.	0 10 0		
Execution, per £1	0 0 2			
Warrant of commitment	0 5 0			
Certificate of payment	0 2 0			
Taking bond or security	0 10 0			
Search	0 1 0			

FEEES OF OFFICE WHICH ARE SOURCES OF PUBLIC REVENUE—continued.

Authority under which levied or by which legalised.	Specification of Fees.	Authority under which originally established.	At what period.			
Mining Association Act	COURT OF MINES.					
		£ s. d.	Mining Association Act, No. 56	1858		
	Depositing memorial, duplicate, instrument, and declaration (5th clause)	1 0 0				
	Inspection (5th clause)	0 1 0				
	Depositing statement of allotment or disposal of reserved or new shares (18th clause)	0 2 6				
	Registering transfer of money or property shares, or withdrawal from association	0 1 0				
	Affixing seal, and for certificate to attested copy of any instrument of association or bye-law (30th clause)	0 1 6				
	Depositing statement of new appointment of director or auditor (32nd clause, sch. F)	0 1 0				
	Sealing scrip certificate (35th clause, sch. G.) ...	0 1 0				
	Notice of removal of works	0 2 0				
	Depositing title deed, lease, or legal instrument (45th clause)	0 2 0				
	Any other duty of clerk	0 1 0				
	CLERKS OF PETTY SESSIONS.	£ s. d.			13 Vic., No. 29 13 Vic., No. 29 13 Vic., No. 36 13 Vic., No. 36 13 Vic., No. 37 22 Vic., No. 78 6 Wm. 4, No. 2 5 Vic., No. 1 22 Vic., No. 78 22 Vic., No. 77	
	Billiard License	10 0 0				
	Night License	10 0 0				
Hawker's and Pedlar's (on foot) License	1 0 0					
Hawker's and Pedlar's (horse) License	2 0 0					
Pawnbroker's License	10 0 0					
Carrier's License	0 1 0					
Stage Carriage License	0 5 0					
Slaughterman's License	0 2 6					
Forwarding Agent's License	20 0 0					
Fisherman's License	0 1 0					
Board of Land and Works	CROWN LANDS OFFICE—OCCUPATION BRANCH.					
	FEES FOR THE OCCUPATION OF CROWN LANDS FOR OTHER THAN PASTORAL PURPOSES.					
	<i>Schedule of Fees for Licenses to be issued by Commissioners of Crown Lands and other authorised Persons.</i>		24 Vic., No. 117			
	Nature of License.	Fee.				
	For obtaining Guano ...	£10 per annum, payable annually in advance.				
	Ditto Salt ...	£10 per annum, payable quarterly in advance.				
	Ditto Ballast ...	£10 per annum, ditto.				
	Ditto Timber ...	£5 per annum, ditto.				
	Ditto Wattle Bark ...	£5 per annum, ditto.				
	For quarrying Stone ...	£2 per annum, ditto.				
For obtaining Shells ...	5s. per week, payable in advance.					
Ditto Seaweed ...	5s. per week, ditto.					
Ditto Sand ...	5s. per week, ditto.					
Ditto Loam ...	5s. per week, ditto.					
Ditto Gravel ...	5s. per week, ditto.					
Ditto Tea-tree ...	5s. per week, ditto.					

FEES OF OFFICE WHICH ARE SOURCES OF PUBLIC REVENUE—continued.

Authority under which levied or by which legalised.	Specification of Fees.	Authority under which originally established.	At what period.																													
Board of Land and Works.	CROWN LANDS OFFICE—OCCUPATION BRANCH. FEES FOR THE OCCUPATION OF CROWN LANDS FOR OTHER THAN PASTORAL PURPOSES. <i>Schedule of Fees for Occupation Licenses, subject to the under-mentioned Conditions.</i>	24 Vic., No. 117																														
	<table border="1" style="width: 100%; border-collapse: collapse;"> <thead> <tr> <th data-bbox="327 566 576 618">Nature of License.</th> <th data-bbox="576 566 955 618">Fee.</th> </tr> </thead> <tbody> <tr> <td data-bbox="327 618 576 684">Occupation of Crown lands—</td> <td data-bbox="576 618 955 684"></td> </tr> <tr> <td data-bbox="327 684 576 750">For an Inn</td> <td data-bbox="576 684 955 750">£50 per annum, payable quarterly in advance; area not to exceed two (2) acres.</td> </tr> <tr> <td data-bbox="327 750 576 816">For a Store or Manu- factory within a pro- claimed township</td> <td data-bbox="576 750 955 816">£50 per annum, ditto; ditto.</td> </tr> <tr> <td data-bbox="327 816 576 882">For a Rural Store ...</td> <td data-bbox="576 816 955 882">£25 per annum, within three miles of a township, payable quarterly in advance.</td> </tr> <tr> <td data-bbox="327 882 576 947">For a Rural Store ...</td> <td data-bbox="576 882 955 947">£10 per annum beyond that distance, ditto.</td> </tr> <tr> <td data-bbox="327 947 576 1013">For a Steam Saw-mill..</td> <td data-bbox="576 947 955 1013">£25 per annum, payable quarterly in advance.</td> </tr> <tr> <td data-bbox="327 1013 576 1079">For a Saw-mill worked by water power</td> <td data-bbox="576 1013 955 1079">Fee to depend on the value of the water privilege.</td> </tr> <tr> <td data-bbox="327 1079 576 1145">For Abattoirs ...</td> <td data-bbox="576 1079 955 1145">£25 per annum, payable quarterly in advance; area occupied not to exceed two (2) acres.</td> </tr> <tr> <td data-bbox="327 1145 576 1211">For a Tannery. ...</td> <td data-bbox="576 1145 955 1211">£25 per annum, payable quarterly in advance.</td> </tr> <tr> <td data-bbox="327 1211 576 1277">For Marine Building Yard</td> <td data-bbox="576 1211 955 1277">£25 per annum, ditto.</td> </tr> <tr> <td data-bbox="327 1277 576 1342">For Quarry ...</td> <td data-bbox="576 1277 955 1342">£25 per annum, ditto.</td> </tr> <tr> <td data-bbox="327 1342 576 1408">Lime Kiln ...</td> <td data-bbox="576 1342 955 1408">£25 per annum, ditto.</td> </tr> <tr> <td data-bbox="327 1408 576 1474">Punt or Ferry ...</td> <td data-bbox="576 1408 955 1474">Fee to depend on the estimated traffic.</td> </tr> <tr> <td data-bbox="327 1474 576 1540">Tent ...</td> <td data-bbox="576 1474 955 1540">Within an area of seven miles from the General Post Office, Melbourne, £3 per annum, payable quarterly in advance; beyond that distance, £1 per annum, payable in advance.</td> </tr> <tr> <td data-bbox="327 1540 576 1648">For Residence and Culti- vation on the Gold Fields</td> <td data-bbox="576 1540 955 1648">£10 per annum, payable quarterly in advance, authorising the holder to occupy and cultivate two acres of land in such a position as may be approved by the Board of Land and Works, and to erect a residence on such land, together with an additional fee computed at the rate of five shillings (5s.) per acre per annum for every additional acre enclosed by the holder of the license, subject to the condition that the total number of acres so occupied shall not exceed twenty (20). Area occupied to be estimated (pending survey) by the District Commissioner of Crown Lands or Surveyor.</td> </tr> </tbody> </table>			Nature of License.	Fee.	Occupation of Crown lands—		For an Inn	£50 per annum, payable quarterly in advance; area not to exceed two (2) acres.	For a Store or Manu- factory within a pro- claimed township	£50 per annum, ditto; ditto.	For a Rural Store ...	£25 per annum, within three miles of a township, payable quarterly in advance.	For a Rural Store ...	£10 per annum beyond that distance, ditto.	For a Steam Saw-mill..	£25 per annum, payable quarterly in advance.	For a Saw-mill worked by water power	Fee to depend on the value of the water privilege.	For Abattoirs ...	£25 per annum, payable quarterly in advance; area occupied not to exceed two (2) acres.	For a Tannery. ...	£25 per annum, payable quarterly in advance.	For Marine Building Yard	£25 per annum, ditto.	For Quarry ...	£25 per annum, ditto.	Lime Kiln ...	£25 per annum, ditto.	Punt or Ferry ...	Fee to depend on the estimated traffic.	Tent ...
Nature of License.	Fee.																															
Occupation of Crown lands—																																
For an Inn	£50 per annum, payable quarterly in advance; area not to exceed two (2) acres.																															
For a Store or Manu- factory within a pro- claimed township	£50 per annum, ditto; ditto.																															
For a Rural Store ...	£25 per annum, within three miles of a township, payable quarterly in advance.																															
For a Rural Store ...	£10 per annum beyond that distance, ditto.																															
For a Steam Saw-mill..	£25 per annum, payable quarterly in advance.																															
For a Saw-mill worked by water power	Fee to depend on the value of the water privilege.																															
For Abattoirs ...	£25 per annum, payable quarterly in advance; area occupied not to exceed two (2) acres.																															
For a Tannery. ...	£25 per annum, payable quarterly in advance.																															
For Marine Building Yard	£25 per annum, ditto.																															
For Quarry ...	£25 per annum, ditto.																															
Lime Kiln ...	£25 per annum, ditto.																															
Punt or Ferry ...	Fee to depend on the estimated traffic.																															
Tent ...	Within an area of seven miles from the General Post Office, Melbourne, £3 per annum, payable quarterly in advance; beyond that distance, £1 per annum, payable in advance.																															
For Residence and Culti- vation on the Gold Fields	£10 per annum, payable quarterly in advance, authorising the holder to occupy and cultivate two acres of land in such a position as may be approved by the Board of Land and Works, and to erect a residence on such land, together with an additional fee computed at the rate of five shillings (5s.) per acre per annum for every additional acre enclosed by the holder of the license, subject to the condition that the total number of acres so occupied shall not exceed twenty (20). Area occupied to be estimated (pending survey) by the District Commissioner of Crown Lands or Surveyor.																															
<p>The occupation of Crown lands as above shall be subject to the following conditions—</p> <p>The Government may at any time survey and alienate, by way of auction or otherwise, any of the lots so occupied, subject to the condition of a valuation for improvements.</p> <p>And further, the Crown reserves to itself the right to survey and dedicate to public use such roads as may be deemed essential for public convenience through any of the allotments so held, without payment for any improvements that may be found on such roads when set out.</p> <p>The Government shall have full powers to withhold the issue of, or to revoke, any of the licenses aforesaid whenever it shall be deemed expedient so to do.</p> <p style="text-align: center;">—</p> <p style="text-align: center;">FEES FOR THE OCCUPATION OF CROWN LANDS FOR PASTORAL PURPOSES.</p> <p>For Depasturing upon Runs—License fee varying from £10 to £700, according to circumstances.</p> <p>Assessment on Stock—Eight-pence per sheep, Three shillings per head of cattle, Six shillings per horse.</p>	Orders in Council	22 Vic., No. 79																														

FEEES OF OFFICE WHICH ARE SOURCES OF PUBLIC REVENUE—continued.

Authority under which levied or by which legalised.	Specification of Fees.	Authority under which originally established.	At what period.
ELECTRIC TELEGRAPH.			
SCALE OF CHARGES.			
		First Ten Words.	Each Additional Word.
		<i>s. d.</i>	<i>d.</i>
Act of Legislature 17 Vic., No. 22	Melbourne—to or from Sandridge ...	1 0	1
	Ditto ditto Snapper Point ...	1 6	1
	Ditto ditto Cape Schanck ...	2 0	2
	Ditto ditto Williamstown ...	1 0	1
	Ditto ditto Geelong ...	1 6	1
	Ditto ditto Queenscliff ...	2 0	2
	Ditto ditto Point Lonsdale ...	2 0	2
	Ditto ditto Cape Otway ...	3 0	2
	Ditto ditto Ballarat ...	2 6	2
	Ditto ditto Creswick ...	3 0	2
	Ditto ditto Raglan ...	3 0	2
	Ditto ditto Ararat ...	3 0	2
	Ditto ditto Stawell ...	3 0	2
	Ditto ditto Streatham ...	3 0	2
	Ditto ditto Hexham ...	3 0	2
	Ditto ditto Warrnambool ...	3 0	2
	Ditto ditto Belfast ...	3 0	2
	Ditto ditto Portland ...	3 0	2
	Ditto ditto Hamilton ...	3 0	2
	Ditto ditto Echuca ...	3 0	2
	Ditto ditto Sandhurst ...	3 0	2
	Ditto ditto Avoca ...	3 0	2
	Ditto ditto Dunolly... ..	3 0	2
	Ditto ditto Tarnagulla ...	3 0	2
	Ditto ditto Inglewood ...	3 0	2
	Ditto ditto Clunes ...	3 0	2
	Ditto ditto Talbot (Back Creek) ...	3 0	2
	Ditto ditto Maryborough ...	3 0	2
	Ditto ditto Carisbrook ...	3 0	2
	Ditto ditto Maldon ...	2 6	2
	Ditto ditto Daylesford ...	2 6	2
	Ditto ditto Castlemaine ...	2 0	2
	Ditto ditto Taradale ...	2 0	2
	Ditto ditto Kyneton ...	2 0	2
	Ditto ditto Woodend ...	1 6	1
Ditto ditto Gisborne ...	1 6	1	
Ditto ditto Kilmore... ..	1 6	1	
Ditto ditto Heathcote ...	2 0	2	
Ditto ditto Longwood ...	2 6	2	
Ditto ditto Benalla ...	3 0	2	
Ditto ditto Wangaratta ...	3 0	2	
Ditto ditto Beechworth ...	3 0	2	
Ditto ditto Yackandandah ...	3 0	2	
Ditto ditto Chiltern ...	3 0	2	
Ditto ditto Wahgunyah ...	3 0	2	
Ditto ditto Belvoir ...	3 0	2	
NOTE.—For further particulars see Scale of Charges approved of by His Excellency the Governor in Council, 11th March, 1861, published in <i>Government Gazette</i> , No. 53, 5th April, 1861.			
INTERCOLONIAL SCALE OF CHARGES.			
<i>New South Wales.</i>			
	Melbourne—to or from Sydney ...	6 0	4
	Ditto ditto Paramatta ...	6 0	4
	Ditto ditto Liverpool ...	6 0	4
	Ditto ditto Campbelltown ...	6 0	4
	Ditto ditto Picton ...	6 0	4
	Ditto ditto Berrima... ..	6 0	4
	Ditto ditto Goulburn ...	6 0	4
	Ditto ditto Yass ...	6 0	4
	Ditto ditto Gundagai ...	6 0	4
	Ditto ditto Kyamba ...	6 0	4
	Ditto ditto Albury ...	4 0	3
	Ditto ditto Tumut ...	6 0	4
	Ditto ditto Kiandra... ..	6 0	4
	Ditto ditto Wagga Wagga ...	6 0	4
	Ditto ditto Urana ...	6 0	4
	Ditto ditto Deniliquin ...	6 0	4
	Ditto ditto South Head ...	6 0	4
	Ditto ditto Penrith ...	7 0	4
	Ditto ditto Hartley ...	7 0	4
	Ditto ditto Bathurst ...	7 0	4
His Excellency C. J. LaTrobe, Lieut.-Governor			21st April, 1854

FEEs OF OFFICE WHICH ARE SOURCES OF PUBLIC REVENUE—continued.

Authority under which levied or by which legalised.	Specification of Fees.	Authority under which originally established.	At what period.
ELECTRIC TELEGRAPH.			
INTERCOLONIAL SCALE OF CHARGES— continued.			
	<i>New South Wales.</i>		
	Melbourne—to or from Orange ...	s. d. 7 0	d. 4
	Ditto ditto Sofala ...	7 0	4
	Ditto ditto Windeyer ...	8 0	4
	Ditto ditto Mudgee ...	8 0	4
	Ditto ditto Windsor ...	7 0	4
	Ditto ditto Wollombi ...	7 0	4
	Ditto ditto Maitland ...	7 0	4
	Ditto ditto Morpeth ...	7 0	4
	Ditto ditto Newcastle ...	7 0	4
	Ditto ditto Muswellbrook ...	8 0	4
	Ditto ditto Murrurundi ...	8 0	4
	Ditto ditto Tamworth ...	8 0	4
	Ditto ditto Armidale ...	8 0	4
	Ditto ditto Glen Innes ...	8 0	4
	Ditto ditto Tenterfield ...	8 0	4
	<i>South Australia.</i>		
	Melbourne—to or from Mount Gambier ...	4 0	3
	Ditto ditto Penola ...	4 0	3
	Ditto ditto Robe ...	4 0	3
	Ditto ditto Goolwa ...	5 0	3
	Ditto ditto Port Elliot ...	5 0	3
	Ditto ditto Strathalbyn ...	6 0	3
	Ditto ditto Woodside ...	6 0	3
	Ditto ditto Nairne ...	6 0	3
	Ditto ditto Mount Barker ...	6 0	3
	Ditto ditto Willunga ...	6 0	3
	Ditto ditto Glenelg ...	6 0	3
	Ditto ditto Kooringa ...	6 0	3
	Ditto ditto Clare ...	6 0	3
	Ditto ditto Kapunda ...	6 0	3
	Ditto ditto Freeling ...	6 0	3
	Ditto ditto Roseworthy ...	6 0	3
	Ditto ditto Gawler ...	6 0	3
	Ditto ditto Smithfield ...	6 0	3
	Ditto ditto Salisbury ...	6 0	3
	Ditto ditto Dry Creek ...	6 0	3
	Ditto ditto Peninsula ...	6 0	3
	Ditto ditto Port ...	6 0	3
	Ditto ditto Bowden ...	6 0	3
	Ditto ditto Adelaide ...	6 0	3
	<i>Queensland.</i>		
	Melbourne—to or from Brisbane ...	9 0	6
	Ditto ditto Ipswich ...	9 0	6
	Ditto ditto Galton ...	9 0	6
	Ditto ditto Lytton ...	9 0	6
	Ditto ditto Toowoomba ...	9 0	6
	Ditto ditto Drayton ...	9 0	6
	Ditto ditto Warwick ...	9 0	6
GOVERNMENT PRINTER.			
	Subscriptions to the <i>Government Gazette</i> , per annum	£ s. d. 3 0 0	
	Subscriptions to the Parliamentary Papers, per annum	3 0 0	
	Sale of copies of the <i>Government Gazette</i> , each ...	0 2 0	
	Sale of Acts of Parliament ...	0 1 6	
	Impoundings and other Advertisements, first six lines	0 6 0	
	For every succeeding line ...	0 0 6	
	Sale of printed Documents, first sheet ...	0 1 0	
	For every succeeding sheet ...	0 0 2	
THEIR HONORS THE JUDGES.			
	Judge's summons ...	£ s. d. 0 2 0	
	Judge's order ...	0 3 0	
CROWN SOLICITOR.			
	For copies of depositions supplied to prisoners, per folio of 72 words	£ s. d. 0 0 4	
Act of Council, 19 Vic., No. 19			Act of Council, 19 Vic., No. 19
3rd Sec., 14 Vic., No. 43.			14 Vic., No. 43
			1st May, 1856
			2nd Oct., 1850
NOTE.—This fee is payable under the Act to the Clerk making such copies, but is now paid into the Treasury in consequence of the Fee Act, 15 Vic., No. 6.			

FEEES OF OFFICE WHICH ARE SOURCES OF PUBLIC REVENUE—continued.

Authority under which levied or by which legalised.	Specification of Fees.	Authority under which originally established.	At what period.				
PROTHONOTARY.							
Act of Council, 19 Vic., No. 19	Sealing any commission or document	£ s. d. 1 1 0	Act of Council, 19 Vic., No. 19	1st May, 1856			
	Sealing any writ or renewal	0 10 6					
	Every office search not otherwise provided for	0 1 0					
	Every recognizance	0 7 6					
	Every name beyond the first	0 5 0					
	Judge's summons	0 2 0					
	Judge's order	0 3 0					
	Justifying each bail	0 10 6					
	Ascertaining amount to be recovered on judgment by default	0 10 6					
	Office copies, per common law folio	0 0 6					
	Entering for trial	1 11 6					
	Entering for inquiry	1 1 0					
	Setting down for argument	0 10 6					
	Taxing costs, per cent.	2 10 0					
	Rule of Court	0 5 0					
	Signing judgment	0 10 6					
	Suggestions on record after entry of cause	0 10 6					
	Filing declaration or affidavit	0 1 0					
	Entering appearance	0 1 0					
	Searching for warrant of attorney	0 1 6					
3 Geo. 4, c. 30 21 Vic., No. 8, s. 41 21 Vic., No. 8, s. 44	Filing warrant of attorney	0 1 0	21 Vic., No. 8, s. 41 21 Vic., No. 8, s. 44	9th July, 1857 9th July, 1857			
	Certified copy, per folio of 90 words	0 0 6					
Certified copy of conviction	0 5 0						
SHERIFF.							
19 Vic., No. 19, Schedule 20	To bailiffs for executing warrant, for each, if the distance from the sheriff's office or the bailiff's residence does not exceed five miles	£ s. d. 1 1 0	19 Vic., No. 19	19th March, 1856			
	If beyond that distance, per mile	0 2 0					
	Bailiff for delivering goods in replevin	1 1 0					
	Travelling expenses from his residence to the place where the goods are, per mile	0 2 0					
	For every warrant upon any writ or process	0 7 6					
	For every warrant (after the first) on the same writ	0 2 6					
	For an arrest, not exceeding a mile from the officer's residence	0 15 0					
	Not exceeding seven miles from the same place	1 1 0					
	Exceeding seven miles therefrom	1 10 0					
	For an undertaking to give a bail bond	0 10 0					
	For a bail bond, inclusive of filing	1 11 6					
	For receiving money upon deposit for arrest, and paying the same into Court	1 1 0					
	For a replevin bond	1 11 6					
	Precept to bailiff	0 5 0					
	Notice for service on defendant	0 5 0					
	For assigning bail on replevin bond	0 5 0					
	For writ <i>retorno habendo</i>	0 5 0					
	Every office search not otherwise provided for	0 1 0					
	Office copies, per common law folio	0 0 6					
	MASTER IN EQUITY.						
15 Vic., No. 10	Affixing seal of court to any commission or document	£ s. d. 1 0 0	Rules of Supreme Court.	29th Nov., 1853			
	Sealing any writ or renewal	0 10 6					
	Every oath administered	0 1 0					
	Marking exhibits attached to any affidavit	0 1 0					
	For every recognizance settling	0 10 6					
	Acknowledging first cognizor	0 7 6					
	Each name beyond the first	0 5 0					
	For every office search of papers in suit or matter pending	0 1 0					
	In other cases	0 2 6					
	Inspection of documents, or taking copies or extracts, per hour	0 3 4					
	For summons for hearing in chambers	0 3 0					
	For the judge's adjudication, or order thereon	0 5 0					
	Setting down undefended cause for hearing	0 10 0					
	Setting down defended cause for taking evidence	0 10 0					
	Setting down demurrer or plea	0 10 0					
	Setting down defended cause for hearing	0 10 0					
	The like on further directions	0 10 0					
	Rehearing	0 10 0					
	For every decree on hearing	1 0 0					
	Or further directions	1 0 0					

FEES OF OFFICE WHICH ARE SOURCES OF PUBLIC REVENUE—continued.

Authority under which levied or by which legalised.	Specification of Fees.	£ s. d.	Authority under which originally established.	At what period.
	MASTER IN EQUITY.			
	Decretal or other order	0 10 6		
	Entering same on roll, per folio	0 0 6		
	For every warrant	0 3 0		
	Reports or certificates, for drawing, per folio, exclusive of schedules	0 1 0		
	Engrossing same	0 0 6		
	Signung	1 0 0		
	Entering same, per folio	0 0 6		
	ABSTRACTS.			
	Perusing every three sheets	0 6 8		
	Conditions of sale, settling ordinary form	0 5 0		
	Long and special, according to circumstances, from £1 1s. to	3 3 0		
	ADVERTISEMENTS.			
	Settling ordinary form	0 5 0		
	Special, according to circumstances	1 1 0		
	Allowance of master, for signing the allowance of any account, or any other document not otherwise herein specially provided for	0 5 0		
	For attendance to produce documents in the Supreme Court (except when sitting in Equity), or in any other Court	0 10 6		
	Attending any sale	1 1 0		
	Taking costs—Two-and-a-half per cent.			
	SOLICITORS' CHARGES.			
	The same as at Common Law, as nearly as the nature of the business done and the circumstances will allow.			
	DEEDS.			
	Perusing and settling, not exceeding thirty folios ...	1 0 0		
	Exceeding thirty, not exceeding fifty	1 10 0		
	Exceeding fifty, not exceeding one hundred... ..	2 10 0		
	Exceeding one hundred	3 0 0		
	Examining engrossment, per skin	0 3 4		
	Signing allowance	0 5 0		
	Comparing books, papers, and with schedule, when deposited or delivered out	0 10 6		
	Drawing writ of injunction	1 1 0		
	Filing every roll and petition	0 5 0		
	Filing every affidavit or other document, not otherwise herein specially provided for	0 1 0		
	Interrogatories settling, per folio	0 5 0		
	Signing allowance	0 0 6		
	Office, or other copies, per folio	0 7 6		
	For every subpoena			
	FEES PAYABLE IN LUNACY.			
	To the Commissioner for the first meeting ...	5 5 0		
	For each adjourned meeting	3 3 0		
	To the assessor for the first meeting	3 3 0		
	For each adjourned meeting			
	To the solicitor on the first meeting	1 1 0		
	For each adjourned meeting	0 13 4		
	To each juryman on the first meeting	0 10 6		
	For each adjourned meeting	0 5 0		
	In all other cases, the fees, costs and charges, shall be the same as at Common Law, as nearly as the nature of the business done and the circumstances will allow.			
	FEES AND CHARGES IN ECCLESIASTICAL JURISDICTION.			
	<i>Probates—Fees.</i>			
	£1,000 and upwards	7 3 4		
	Under £1,000	6 3 4		
	" 600	5 3 4		
	" 300	3 3 4		
	" 100	1 2 0		
	" 20	0 11 0		
	" 5	0 1 0		
	<i>Administrations—Fees.</i>			
	£1,000 and upwards	8 0 4		
	Under £1,000	7 0 4		
	" 600	6 0 4		
	" 300	4 0 4		
	" 100	1 19 0		
	" 40	1 10 8		
	" 20	0 19 8		
	" 5	0 2 0		

FEEES OF OFFICE WHICH ARE SOURCES OF PUBLIC REVENUE—continued.

Authority under which levied or by which legalised.	Specification of Fees.	Authority under which originally established.	At what period.
25 Vic., No. 125	<p style="text-align: center;">MASTER IN EQUITY.</p> <p style="text-align: center;">DIVORCE AND MATRIMONIAL CAUSES.</p> <p style="text-align: center;"><i>Filing.</i></p> <p>Every petition £ s. d. 0 5 0 Every answer, reply, or other pleading or statement in nature of a pleading 0 5 0 Every application for order for protection or for discharging of any such order 0 5 0 Engrossment of proceedings on parchment 0 5 0 Every præcipe, citation, affidavit, appearance, address, notice, or other document not herein specially provided for 0 1 0</p> <p style="text-align: center;"><i>Entering.</i></p> <p>Appearance 0 2 6 Address 0 2 6 Decrees and orders, per folio 0 0 6</p> <p style="text-align: center;"><i>Issue of Writs, &c.</i></p> <p>Signing and sealing every citation 0 5 0 Every Subpœna 0 5 0 Every writ of <i>feri facias</i> attachment, or other writ not herein specially provided for 0 5 0 Sealing copy petition 0 5 0 Affixing seal of court to any commission or other document 1 0 0</p> <p style="text-align: center;"><i>Decrees and Orders.</i></p> <p>For every decree 1 0 0 For every order of the court 0 10 6</p> <p style="text-align: center;"><i>Settling.</i></p> <p>Every advertisement 0 5 0 Perusing and settling every settlement, or deed connected therewith, if not exceeding 30 folios 1 0 0 Exceeding 30 and not exceeding 50... .. 1 10 0 Exceeding 50 and not exceeding 100 2 10 0 Exceeding 100 folios 3 0 0 Examining engrossment, with draft affidavit not exceeding 15 folios 0 3 4 If exceeding 15 folios, then for every 15 folios 0 3 4 Settling every bond, recognizance, or other deed or document not herein specially provided for, per folio 0 0 6 Signing approval 0 5 0</p> <p style="text-align: center;"><i>Oaths and Exhibits.</i></p> <p>For each oath administered 0 1 6 Signing each exhibit 0 0 6</p> <p><i>Mem.</i>—The like fees to be taken by commissioners for taking affidavits.</p> <p style="text-align: center;"><i>Miscellaneous.</i></p> <p>For setting down cause for hearing 0 10 0 For setting down motion or other application 0 5 0 Every office search 0 1 0 If same exceed half an hour 0 2 6 Receiving or handing over exhibits or other documents deposited, and comparing same with schedule 0 5 0 Posting every notice 0 1 0 Office copy, per folio 0 0 6 Certified copy, per folio 0 0 9 Every master's warrant 0 3 0 Taxing costs, 2½ per cent. on the amount allowed. For any other proceeding not herein specifically provided for, the same fees as for the like or analogous proceedings in equity.</p> <p style="text-align: center;"><i>Fees to be taken in the Judge's Chambers.</i></p> <p>For every summons 0 2 0 For every order thereon 0 3 0 For filing every affidavit 0 1 0</p> <p><i>Mem.</i>—All affidavits filed with the associate, and used before a judge in chambers, are to be forwarded by the associate to the master in equity forthwith after the application to which they relate shall have been disposed of.</p> <p style="text-align: center;"><i>Fees to be taken in the Prothonotary's Office.</i></p> <p>For every office search 0 1 0 For office copies, per common law folio 0 0 6 For entering for trial 1 11 6 For rule of court 0 5 0 Filing any affidavit, notice, or other document 0 1 0 Sealing any writ 0 10 6 Seal of court 1 1 0 Jury fee (21 Victoria No. 19) 14 0 0</p> <p>For any other proceedings not above specially provided for, the same fees as for the like or analogous proceedings in an action at common law.</p>	Rules of Supreme Court	18th Sept., 1861.

FEES OF OFFICE WHICH ARE SOURCES OF PUBLIC REVENUE—continued.

Authority under which levied or by which legalised.	Specification of Fees.	Authority under which originally established.	At what period.
	INSOLVENCY.		
Under the Acts of the Legislative Council of New South Wales, 7 Vic., No. 19	Taxing costs, 2½ per cent. on amount allowed Applications to Court or Judge Certificates of Commissioner Drawing advertisements, each Filing affidavits Filing plan of distribution Filing petition, under £100 Filing petition, over £100 Judge's orders Minutes of proceedings Making attachment Presiding at meeting of creditors Summons Searches in proceedings, every half-hour Warrant of attachment	Rules of Supreme Court	1841 to 1843
	POWDER MAGAZINES.		
21 Vic., No. 21, and 22 Vic., No. 22	For every barrel or package containing 100 lbs. gun-powder or upwards— Receipt and delivery, each Rent per week For every barrel or package containing 50 lbs. and under 100 lbs.— Receipt and delivery, each Rent per week For every barrel or package containing 25 lbs. and under 50 lbs.— Receipt and delivery, each Rent per week	11 Vic., No. 50	15th June, 1848 2nd Oct., 1857 1st Jan., 1859

PENSIONS.

RETURN of Pensions paid out of the Revenues of the Colony of Victoria during the Year 1861.

Name of the Party.	Amount of the Pension in Sterling.	Authority under which the Pension was Granted.	Date from which the Pension has been paid.	Service for which the Pension was Granted.	Amount of Emolument when last employed in Public Service.	Present Age of Pensioner.	Cause of Retirement.
G. A. Robinson ...	£ s. d. 120 0 0	Despatches of Secretary of State, bearing date respectively— May 4, 1851, June 4, 1851,	Mar. 1, 1850	As Chief Protector of Aborigines	£		
H. D. Kemp ...	190 0 0	Feb. 22, 1855	Jan. 1, 1851	As Chief Postmaster, Melbourne			
R. Hoddle ...	1,000 0 0	Legislative Council, Oct. 6, 1855	July 1, 1852	As Surveyor-General	1,000		
Mrs. Petrie ...	100 0 0		Jan. 1, 1854	Meritorious conduct of the late Captain Flinders			

The above Pensions were further sanctioned by Act 21 Vic., No. 22, 2nd October, 1857.

Sir William A'Beckett	1,500 0 0	18 & 19 Vic., c. 55	Jan. 1, 1857	On his retirement from the office of Chief Justice of Victoria	3,000	...	Length of Service.
W. C. Haines*	1,000 0 0	...	Mar. 11, 1855	Compensation granted them as incumbents at the time of the establishment of a Constitution under Act 18 and 19 Vic., c. 55	2,000	}	
W. Lonsdale	900 0 0	...	Nov. 27, 1855		1,200		
H. C. E. Childers†	866 13 4	...	Feb. 26, 1857		1,200		
A. Clarke ...	800 0 0	...	Mar. 11, 1857		1,200		

* £372 4s. 5d. only paid, Mr. Haines having accepted office under the Crown in November, 1861.

† Not paid; Mr. Childers holding office under the Crown during the year.

MILITARY EXPENDITURE.

RETURN of Military Expenditure in the Colony of Victoria, for the Year 1861.

There are not any Military Posts or Works the expenses of which are defrayed from Imperial funds.

There are not any Militia or Local Corps maintained at the Imperial expense.

No Bills have been drawn by the Commissariat during the year 1861.

IMPERIAL EXPENDITURE FOR 1861.

Particulars.	Total Amount in Pounds Sterling.	Particulars.	Total Amount in Pounds Sterling.
	£ s. d.		£ s. d.
Pay of General Staff	1,518 6 8	Provisions	1,909 7 0
Ditto Commissariat Staff	1,140 12 6	Forage (allowance in lieu of)	1,013 18 10
Ditto Medical Staff	1,280 15 0	Fuel and Light	2,559 15 10
Ditto Commissariat extra Staff	13 13 9	Clothing	7 3 6
Ditto Staff Clerks	420 15 0	Washing and Repairing Bedding	13 15 1
Ditto Keeper of Military Magazine	36 16 3	Contingencies	84 6 11
Ditto Royal Artillery	451 6 8	Travelling	32 12 9
Ditto 40th Regiment	4,122 18 7	Passages	956 9 6
Servants' allowance to General Commissariat and Medical Staff	233 9 6	Freight	60 3 2
Hospital Expenditure	421 4 11	Total	£16,488 10 2
Land and Water Transport	210 18 9		

COLONIAL EXPENDITURE FOR 1861.

Particulars.	Amount.	Total Amount in Pounds Sterling.	Particulars.	Amount.	Total Amount in Pounds Sterling.		
	£ s. d.	£ s. d.		£ s. d.	£ s. d.		
Pay of {	General Staff	1,550 0 0	Fuel and Light (for Barrack Stores, &c.)	25 0 11	16,602 8 9		
	Commissariat Staff... ..	650 0 0		Compensation for Clothing		5 5 6	
	Medical Staff	941 5 3		COLONIAL EXPENDITURE FOR ROYAL ARTILLERY, FROM 28 th NOVEMBER TO 31 st DECEMBER, 1861.			
	Barrack Department	409 17 6		Pay		639 8 3	
	Staff Clerks	183 16 1		Lodging Allowance		99 10 0	
	40th Regiment	5,682 14 4		COLONIAL EXPENDITURE FOR ROYAL ENGINEERS, FROM 1 st JANUARY TO 31 st DECEMBER, 1861.			
Lodging Allowance {	General Staff	2,075 8 9	Pay (Imperial and Colonial)	2,324 1 9	3,721 0 10		
	Commissariat Staff	793 17 6	„ Working	1,104 1 2			
	Medical Staff	1,146 5 0	Provisions	142 0 2			
Transport {	Barrack Department	223 11 3	Fuel and Light	99 15 10	140 8 0		
	40th Regiment... ..	1,262 11 9	Contingencies	51 1 11			
Establishment {	Fatigue Pay	143 8 0	COLONIAL EXPENDITURE FOR PAY, &c. OF VOLUNTEERS DOING DUTY ON THE FOOTSCRAY MAGAZINE IN JUNE AND JULY, 1861.				
	Forage	160 11 1	Pay	140 8 0			
Establishment {	Shoeing Horses	24 15 0	Total	£21,202 15 10			
	Repairs, &c.	9 16 0					
Transport	20 9 0						
Water	34 12 0						
Straw for Bedding	46 1 4						
Washing, &c., Bedding	173 15 2						
Sweeping Chimnies	20 2 4						
Emptying Cesspools	156 5 0						
Barrack Stores	275 10 6						
„ Repairs, Works, &c.	155 11 6						
Office Furniture	8 0 0						
Advertising and Printing	27 7 6						
Office Rent	387 10 0						
Occasional Labor	9 0 6						

The sums paid by the Colony during the year 1861 for the Military are detailed above.

ORDNANCE—Military Works, Stores, Barracks, &c.—No Bills have been drawn by the Commissariat during the year 1861.

T. F. MYLREA, D.C.G.,
Controller.

VOLUNTEER CORPS.

STRENGTH AND ESTABLISHMENT.

RETURN showing the Strength and Establishment of the Volunteer Corps in Victoria in December, 1861.

Branch of Service.	District.	Officer Commanding.	Strength.					Wanted to Complete.	Super-numeraries.	Establishment.	Rifles in Possession.				
			Officers.	Medical Officers.	Non-Commissioned Officers.	Members.	Total.				Long Enfield.	Short Enfield.	LANCASTER.	Sea Service.	General Hays's Pattern.
The Naval Brigade	Williamstown, Sandridge	Captain Kay, R.N.	3	1	3	103	110	15	..	125	125	..
			3	1	4	61	69	56	..	125	104	..
Cavalry	1st or Royal Victoria Volunteer Cavalry	Lieut.-Colonel Ross	11	2	7	153	173	27	..	200	9	10	..
			1	1	2	50	54	46	..	100	12	10	..
			2	1	3	54	60	40	..	100	10	10	..
			2	1	4	49	56	44	..	100	10	10	..
			1	1	6	68	76	24	..	100	10	10	..
Artillery	Melbourne Battery Williamstown Battery Emerald Hill Battery St. Kilda Battery Queenscliff Battery Collingwood Battery South Yarra and Prahran Battery Richmond Battery West Melbourne Battery Hotham Battery Footscray Battery	Lieut.-Colonel Anderson	22	11	28	612	673	27	..	700	..	45	95	250	250
			3	60	63	37	..	100	80
			1	1	5	78	85	15	..	100	90
			1	1	4	62	68	32	..	100	80
			1	1	7	108	117	17	..	100	110
			1	1	5	86	92	7	..	100	90
			1	1	5	79	86	14	..	100
			1	1	7	91	100	100	100
Rifles	TOWN AND SUBURBAN. Melbourne Proper North Melbourne Collingwood Richmond Prahran and South Yarra 1st St. Kilda Emerald Hill Hawthorn and Kew Penbridge Williamstown Carlton 2nd St. Kilda Fitzroy East Collingwood Brighton West Melbourne	Captain Sturt Captain Irving Captain Sprent Captain Martin Captain Moody Captain Nash Captain Krone Captain Hammond Captain Champ Captain Stewart Captain Radcliffe Captain McCulloch Captain Sir R. Barry Captain Sir F. Murphy Captain Mair Captain Guthrie	1	1	5	78	85	15	..	100	90	..	
			1	1	4	62	68	32	..	100	80
			1	1	7	108	117	17	..	100	110
			1	1	5	86	92	7	..	100	90
			1	1	5	79	86	14	..	100
			1	1	7	91	100	100	100
			1	1	5	85	92	8	..	100	80
			1	1	4	55	61	39	..	100	70
			2	1	5	128	136	36	..	100	125	..
			1	1	2	44	48	52	..	100	60
			1	1	3	95	100	100	101
			1	1	3	58	62	38	..	100	70
			1	1	5	57	64	38	..	100	60
			1	1	6	81	89	11	..	100	89
			1	1	4	67	73	27	..	100	70
1	1	4	67	73	27	..	100	71			
Country.	Geelong Portland Belfast Warrnambool Ballarat Castlemaine Sandhurst Maryborough	Lieut.-Colonel Rede Captain Learmonth Captain Mason Captain Bushe Major Wallace Captain Bull Captain Skene Captain Dunn	7	..	10	166	183	117	..	300	19	230	
			1	1	3	84	89	11	..	100	10	40	60
			1	1	4	72	78	22	..	100	40	40
			1	1	5	71	75	22	..	100	10	15	..	25	40
			4	1	8	151	164	132	..	300	140
			4	1	16	179	200	100	..	300	150
			3	1	9	157	170	130	..	300	150
			1	1	3	56	61	39	..	100	47
			1	1	..	56	58
			40	40
			1	79	79
			1	63	64
Corps paying their own expenses	Victoria Volunteer Light Dragoons Sandhurst Troop R. V. Cavalry Castlemaine Light Dragoons Daylesford Volunteer Rifle Cavalry	Captain Hervey Captain Daly	1	1	..	56	58	
			1	40	40	
			1	79	79	
			1	63	64	
		Total	86	42	192	3,625	3,945	1,199	53	4,350	1,429	60	887	479	700

248 STATISTICS OF VICTORIA, 1861.—FINANCE, ETC.

VOLUNTEER CORPS.

EXPENDITURE.

RETURN of the Strength and Expenditure of the Victoria Volunteer Force for the Year 1861.

Particulars.		Amount.
		£ s. d.
SALARIES.		
Colonel of Volunteers (also District Inspector of Musketry, and acting Assistant Military Secretary on Staff of Major-General)	...	400 0 0
Two Staff Officers at £575 per annum each, and £75 per annum each allowance in lieu of forage (one also paid as Colonial Barrack Master)	...	1,300 0 0
One clerk	...	250 0 0
One armourer	...	250 0 0
Laborer	...	73 0 0
Naval Brigade	{ One Gunnery Lieutenant ... Drill Instructors ... Boatmen ...	200 0 0 315 0 0 127 15 0
First Cavalry	{ Adjutant, including allowance for forage ... Sergeant-Major ... Trumpeter ...	500 0 0 300 0 0 6 0 0
Mounted Rifles	{ Adjutant ... Sergeant-Major ... Drill Instructors ... Buglers...	475 0 0 300 0 0 772 10 0 63 19 0
Artillery	{ Adjutant ... Sergeant-Major ... Drill Instructors... Buglers ... Laborer ...	475 0 0 300 0 0 1,095 0 0 127 15 0 109 10 0
Rifles	{ Adjutant ... Drill Instructors } Buglers }	475 0 0 6,207 9 1
Total Salaries		14,122 18 1
CONTINGENCIES.		
Travelling expenses	...	16,552 6 5
Medals, Targets, and Incidentals	...	
Rent of Offices	...	
Stores	...	
Instruction in Volunteer Engineering	...	
Expenses and repairs of Tools	...	
Fuel, Light, and Water	...	
Arms and Ammunition	...	
Clothing	...	
Total Expenditure		£30,675 4 6

ATTENDANCE AT DRILL.

RETURN showing the average attendance at Drill of the Victorian Volunteer Force for the Year 1861.

Corps.	Average attendance at Drill per Man per Month.
Cavalry Volunteers	1 $\frac{3}{4}$
Naval Brigade	5
Artillery	4 $\frac{7}{15}$
Engineers	5
Metropolitan Rifle Corps	5
Inland Rifle Corps	3 $\frac{3}{4}$

W. A. DEAN PITT, MAJOR,
Major of Brigade Victoria Volunteer Force.



STATISTICS

OF

THE COLONY OF VICTORIA, 1861.

PART V.

ACCUMULATION.



PART V.—ACCUMULATION.

CONTENTS.

	Page
COINS	255
ACCOUNTS	255
COURSE OF EXCHANGE, BANK BILLS ON LONDON	255
" PRIVATE BILLS ON LONDON	255
" FOREIGN BILLS	256
AMOUNT OF COIN HELD BY THE BANKS	256
PAPER CURRENCY IN CIRCULATION	256
LIABILITIES OF THE VARIOUS BANKS	257
ASSETS OF THE VARIOUS BANKS	257
CAPITAL AND PROFITS OF THE VARIOUS BANKS	257
SAVINGS BANKS, NUMBER OF DEPOSITORS AND AMOUNTS	258
" SUPPLEMENTARY RETURN	258
" CLASSIFICATION OF BALANCES	258
" SEXES OF DEPOSITORS	258
MORTGAGES AND RELEASES OF LAND, NUMBERS AND AMOUNTS	259
" " CLASSIFICATION OF AMOUNTS	259
" LIVE STOCK, NUMBERS AND AMOUNTS	259
PREFERABLE LIENS ON WOOL AND RELEASES	260



STATISTICS OF VICTORIA, 1861.

ACCUMULATION.

COINS.

The Coins in circulation are the same as those used in the United Kingdom, and also Sovereigns coined at the Mint in Sydney, New South Wales, of the same current value as those issued from the Imperial Mint.

ACCOUNTS.

The Accounts are kept in Sterling Money, £ s. d.

COURSE OF EXCHANGE.

BANK BILLS ON LONDON.

RETURN showing the Rates of Exchange for Bills drawn on London by the several Banks.

Name of Bank.	Rates.
Bank of Australasia	Par to 2½ per cent. premium.
Union Bank of Australia	Par to 2½ per cent. premium.
Bank of New South Wales	Par to 1½ per cent. premium for 60 days' sight.
Bank of Victoria	Par to 1½ per cent. premium.
London Chartered Bank of Australia	Par to 1½ per cent. premium.
English, Scottish, and Australian Chartered Bank	Par to 1½ per cent. premium.
Oriental Bank Corporation	Par to 1½ per cent. premium for 60 days' sight.
Colonial Bank of Australasia	Par to 1½ per cent. premium.
National Bank of Australasia	Par at 60 days' sight, to 3 per cent. premium at 3 days' sight.

PRIVATE BILLS ON LONDON.

RETURN compiled in accordance with information obtained from the various Banks, showing the Rates of Exchange on Private Bills drawn on London.

Name of Bank.	Rates.
Bank of Australasia	From 2 per cent. discount to par.
Union Bank of Australia	From 2 per cent. discount to par.
Bank of New South Wales	From 1 per cent. discount to ½ per cent. premium.
Bank of Victoria	From 1 per cent. discount to 1 per cent. premium.
London Chartered Bank of Australia	From 1 per cent. discount to ½ per cent. premium.
English, Scottish, and Australian Chartered Bank	From 1 per cent. discount to ½ per cent. premium.
Oriental Bank Corporation	From 1 per cent. discount to ½ per cent. premium at 60 days' sight.
Colonial Bank of Australasia	No information given.
National Bank of Australasia	From 1 per cent. discount to 1 per cent. premium at 60 days' sight.

WILLIAM HENRY ARCHER, Registrar-General.

FOREIGN BILLS.

RETURN showing the Rates of Exchange on Bills drawn on the other Australian Colonies and British India.

Name of Bank.	New South Wales.	Queensland.	South Australia.
Bank of Australasia	$\frac{1}{2}$ to 1 per cent. prem.	1 per cent. prem. ...	$\frac{1}{2}$ to 1 per cent. prem.
Union Bank of Australia	$\frac{1}{2}$ to 1 per cent. prem.	1 per cent. prem. ...	1 per cent. prem.
Bank of New South Wales	$\frac{1}{4}$ per cent. prem. ...	1 per cent. prem. ...	1 per cent. prem.
Bank of Victoria	$\frac{1}{2}$ per cent. ...	1 per cent. ...	1 per cent.
London Chartered Bank of Australia	$\frac{1}{2}$ to 1 per cent. prem.	1 per cent. prem.
English, Scottish, and Australian Chartered Bank	1 per cent.	1 per cent.
Oriental Bank Corporation	$\frac{1}{4}$ per cent. prem.	1 per cent. prem.
Colonial Bank of Australasia	1 per cent. prem.	1 per cent. prem.
National Bank of Australasia	1 per cent. prem.	1 per cent. prem.

Name of Bank.	Tasmania.	New Zealand.	British India.
Bank of Australasia	$\frac{1}{2}$ to 1 per cent. prem.		
Union Bank of Australia	$\frac{1}{2}$ to 1 per cent. prem.	1 per cent. prem.	
Bank of New South Wales	1 per cent. prem. ...	1 per cent. prem.	
Bank of Victoria	1 per cent. ...	1 per cent.	
London Chartered Bank of Australia			
English, Scottish, and Australian Chartered Bank	1 per cent. ...	1 per cent. ...	Company's rupees at 1s 11d.
Oriental Bank Corporation	1 per cent. prem. ...	2s. 1d. per rupee.
Colonial Bank of Australasia	1 per cent. prem.		
National Bank of Australasia	1 per cent. prem. ...	1 per cent. prem.	

AMOUNT OF COIN HELD BY THE BANKS.

RETURN of the average amount of Gold, Silver, and Copper Coin held by the various Banks during the Year 1861.

Name of Bank.	Gold Coin.	Silver Coin.	Copper Coin.	Total.
	£ s. d.	£ s. d.	£ s. d.	£ s. d.
Bank of Australasia	360,683 0 0	10,000 0 0	40 0 0	370,723 0 0
Union Bank of Australia	280,000 0 0	7,000 0 0	...	287,000 0 0
Bank of New South Wales	287,060 0 0	20,000 0 0	15 0 0	307,075 0 0
Bank of Victoria	386,726 0 0	12,140 0 0	10 0 0	398,876 0 0
London Chartered Bank of Australia	204,915 3 1
English, Scottish, and Australian Chartered Bank	65,185 0 0	4,184 0 0	14 0 0	69,383 0 0
Oriental Bank Corporation	194,000 0 0	2,000 0 0	1 0 0	196,001 0 0
Colonial Bank of Australasia	156,541 0 0	3,000 0 0	1 0 0	159,542 0 0
National Bank of Australasia	62,691 15 8	62,691 15 8
Total	1,792,886 15 8	58,324 0 0	81 0 0	2,056,206 18 9

PAPER CURRENCY IN CIRCULATION.

RETURN of the average amount of Notes of the different Banks in circulation during the Year 1861.

Name of Bank.	£ s. d.
Bank of Australasia	308,005 0 0
Union Bank of Australia	205,000 0 0
Bank of New South Wales	235,934 16 9
Bank of Victoria	346,533 0 0
London Chartered Bank of Australia	165,764 0 3
English, Scottish, and Australian Chartered Bank	48,137 0 0
Oriental Bank Corporation	208,486 0 0
Colonial Bank of Australasia	120,698 0 0
National Bank of Australasia	89,674 6 4
Total	1,728,232 3 4

WILLIAM HENRY ARCHER, Registrar-General.

LIABILITIES, ASSETS, AND CAPITAL AND PROFITS OF THE VARIOUS BANKS.

RETURN showing the Liabilities, Assets, and Capital and Profits of the various Banks, on the 31st December, 1861, established in Victoria, in accordance with their Sworn Returns, rendered pursuant to the Act of Council, 4 Victoria, No. 13.

No. 9. 3 s.

LIABILITIES.

Name of Bank.	Notes in Circulation.		Bills in Circulation.		Balances due to other Banks.	Deposits		Total amount of Liabilities.
	Not bearing interest.	Bearing interest.	Not bearing interest.	Bearing interest.		Not bearing interest.	Bearing interest.	
	£ s. d.	£ s. d.	£ s. d.	£ s. d.	£ s. d.	£ s. d.	£ s. d.	£ s. d.
Bank of Australasia	290,692 13 10	..	13,868 19 6	891,309 18 11	440,167 7 2	1,636,038 19 5
Union Bank of Australia	200,927 17 8	..	24,024 0 2	..	4 18 9	626,437 1 3	256,432 19 1	1,107,128 16 11
Bank of New South Wales	247,158 2 3	..	6 3 0	..	9,127 7 3	684,585 2 6	320,534 7 4	1,261,411 2 4
Bank of Victoria	336,729 0 0	..	13,705 11 5	806,579 5 8	453,032 6 10	1,622,946 3 11
London Chartered Bank of Australia	141,209 17 0	..	4,726 1 0	280,938 8 10	232,760 1 1	659,534 7 11
English, Scottish, and Australian Chartered Bank	46,450 19 3	6,243 14 7	110,187 11 11	131,148 5 7	294,030 1 4
Oriental Bank Corporation	186,503 9 8	..	10,528 9 3	..	2 7 8	334,867 13 0	442,950 12 4	874,852 11 11
Colonial Bank of Australasia	108,434 13 10	..	1,178 2 3	..	109,781 7 11	480,902 5 0	340,147 0 0	1,040,443 9 0
National Bank of Australasia	92,105 0 0	..	15,186 4 1	..	8,168 19 10	134,473 1 5	113,157 11 9	363,090 17 1
Total	1,650,211 13 6	..	83,223 10 8	..	133,328 16 0	4,252,279 18 6	2,740,330 11 2	8,859,374 9 10

ASSETS.

Name of Bank.	Coined Gold and Silver and other coined metals.	Gold and silver in bullion or bars.	Landed property.	Notes and bills of other Banks.	Balances due from other Banks.	Government Securities.	All debts due to the Bank.*	Total amount of Assets.
	£ s. d.	£ s. d.	£ s. d.	£ s. d.	£ s. d.	£ s. d.	£ s. d.	£ s. d.
Bank of Australasia	361,616 0 0	58,280 13 9	105,979 4 7	14,316 5 9	1,535,319 1 5	2,075,511 5 6
Union Bank of Australia	238,358 12 6	103,054 2 2	64,158 15 4	12,098 18 4	1,295,529 18 10	1,705,258 7 2
Bank of New South Wales	219,320 12 8	110,156 9 0	58,752 17 6	24,385 1 11	15,623 18 5	78,657 5 1	1,375,716 14 7	1,831,532 19 2
Bank of Victoria	331,895 0 0	150,556 17 8	96,996 18 8	15,387 16 9	1,618,112 3 11	2,212,948 17 0
London Chartered Bank of Australia	220,064 14 7	37,221 4 6	63,990 2 10	17,086 8 9	3,388 9 6	..	1,000,975 7 0	1,342,726 7 2
English, Scottish, and Australian Chartered Bank	61,589 8 2	27,173 19 11	26,139 5 6	7,567 7 6	15,715 5 5	..	403,679 16 9	541,865 3 3
Oriental Bank Corporation	182,116 4 1	115,890 1 0	40,000 0 0	13,977 18 10	18,675 6 0	..	797,003 11 0	1,167,863 0 11
Colonial Bank of Australasia	174,708 1 11	9,421 0 4	44,792 5 6	14,921 8 5	45,017 10 10	..	1,175,919 2 2	1,464,779 9 2
National Bank of Australasia	70,037 7 7	28,856 0 8	11,292 13 7	18,307 9 5	2,876 4 3	..	334,164 2 0	465,533 17 6
Total	1,850,734 1 6	640,610 9 0	510,132 3 6	138,028 15 8	101,296 14 5	78,657 5 1	9,538,419 17 8	12,857,879 6 10

* Including notes, bills of exchange, and all stock and funded debts of every description, except notes, bills, and balances due to the other Banks.

CAPITAL AND PROFITS.

Name of Bank.	Amount of Capital paid up.	Rate of last Dividend declared to Shareholders.	Amount of last Dividend declared.	Reserve Fund, Profit and Loss Account, &c.	Amount of Reserved Profits at the time of declaring such dividend.	Average amount of the Capital Stock paid up during the quarter ending on the 31st December, 1861.
	£ s. d.		£ s. d.		£ s. d.	
Bank of Australasia	900,000 0 0	10 per cent. per annum	45,000 0 0	..	296,206 14 6	..
Union Bank of Australia	1,000,000 0 0	12 " "	60,000 0 0	..	275,423 12 0	..
Bank of New South Wales	750,000 0 0	15 " "	55,250 0 0	..	221,594 11 5	..
Bank of Victoria	800,000 0 0	10 " "	25,000 0 0	..	90,000 0 0	..
London Chartered Bank of Australia	925,000 0 0	8 " "	30,000 0 0	..	88,967 11 5	..
English, Scottish, and Australian Chartered Bank	500,000 0 0	6 " "	15,000 0 0	..	22,587 17 9	..
Oriental Bank Corporation	1,250,000 0 0	14 " "	88,200 0 0	..	252,000 0 0	..
Colonial Bank of Australasia	362,925 0 0	10 " "	15,625 0 0	..	50,000 0 0	..
National Bank of Australasia	231,100 0 0	6 " "	6,930 0 0	..	20,000 0 0	..
Total	6,429,025 0 0	10 one-ninth per cent. average	342,005 0 0	..	1,316,792 7 1	..

SAVINGS BANKS.

RETURN showing the number of Savings Banks, the number of Depositors, and the Amount Deposited, in each Savings' Bank in the Colony of Victoria for the Year ending 30th June, 1861.

Bank.	Number of Depositors' accounts opened during the year ending 30th June, 1861.	Amount deposited during the year ending 30th June, 1861.	Amount withdrawn during the year ending 30th June, 1861.	Number of Depositors at the close of the year ending 30th June, 1861.	Amount of Depositors' balances at the close of the year ending 30th June, 1861.
		£ s. d.	£ s. d.		£ s. d.
Melbourne ...	3,695	230,863 6 3	207,823 10 0	6,771	357,351 15 3
Geelong ...	982	58,746 10 10	41,066 18 0	1,870	83,049 0 11
Portland ...	59	7,283 3 0	3,585 5 6	256	11,561 6 3
Belfast ...	63	1,318 17 2	1,471 5 5	96	2,484 9 5
Castlemaine ...	525	25,845 17 0	17,576 14 6	605	23,242 0 8
Sandhurst ...	876	56,460 4 8	45,686 18 8	1,183	59,308 13 3
Ballaarat ...	814	35,106 17 7	24,466 2 10	886	36,091 15 2
Maryborough ...	62	3,800 16 11	1,454 4 3	83	3,103 5 1
Warrnambool ...	88	4,298 6 3	2,753 14 11	118	4,284 4 2
Kyneton ...	148	2,635 4 2	325 3 6	133	2,319 4 1
Total ...	7,312	426,359 3 10	346,209 17 7	12,001	582,795 14 3

NOTE.—See Supplementary Return below.

SUPPLEMENTARY RETURN of Savings Banks, &c., for the Year ending 30th June, 1861.

Bank.	Number of new Accounts opened.	Number of old Accounts re-opened.	Total.	Number of Accounts closed.	Increase.	Decrease.
Melbourne ...	3,009	686	3,695	3,152	543	
Geelong ...	334	148	982	646	336	
Portland ...	55	4	59	34	25	
Belfast ...	61	2	63	28	35	
Castlemaine ...	492	33	525	301	224	
Sandhurst ...	772	104	876	613	263	
Ballaarat ...	700	114	814	578	236	
Maryborough ...	61	1	62	30	32	
Warrnambool ...	84	4	88	49	39	
Kyneton ...	148	...	148	15	133	
Total ...	6,216	1,096	7,312	5,446	1,866	

RETURN showing the classification of Depositors' Balances in all the Savings Banks in the Colony of Victoria at 30th June, 1861.

Classification.	Number of Depositors.	Amount of Deposits.
		£ s. d.
Not exceeding £20 ...	5,509	37,088 13 3
From £20 to £50 ...	2,998	94,787 13 10
From £50 to £100 ...	1,827	126,149 19 6
From £100 to £150 ...	797	93,432 19 7
From £150 to £200 ...	344	58,599 17 6
Exceeding £200 ...	526	172,736 10 7
Total ...	12,001	£582,795 14 3

RETURN showing the respective number of Male and Female Depositors in the various Savings Banks in the Colony of Victoria on the 31st December, 1861.

Bank.	Males.	Females.	Total.
Melbourne ...	4,377	2,419	6,796
Geelong ...	1,199	679	1,878
Portland ...	155	82	237
Belfast ...	71	43	114
Castlemaine ...	487	192	679
Sandhurst ...	788	311	1,099
Ballaarat ...	660	264	924
Maryborough ...	56	22	78
Warrnambool ...	79	47	126
Kyneton ...	129	62	191
Total ...	8,001	4,121	12,122

CHAS. FLAXMAN,
Comptroller of Savings Banks.

MORTGAGES AND RELEASES.

LAND.

RETURN showing the Number and Amount of Mortgages on Land, and of Releases from Mortgages on Land, registered in Victoria during the Year 1861.

Description of Lands.	Mortgages.		Releases.	
	Number.	Amount.	Number.	Amount.
Town Lands	1,272	£ 534,345 16 4	563	£ 252,763 5 8
Suburban Lands	452	228,292 2 1	205	86,743 8 2
Country Lands	838	572,169 12 5	304	234,022 18 11
Town and Country Lands	30	70,653 16 7	10	5,755 13 5
Total	2,592	£1,405,461 7 5	1,082	£579,285 6 2

RETURN showing, in classified arrangement, the Number of Mortgages on Land, and Releases therefrom, registered in Victoria during the Year 1861.

Consideration.	Number of Mortgages.				Number of Releases.			
	Town Lands.	Suburban Lands.	Country Lands.	Town and Country Lands.	Town Lands.	Suburban Lands.	Country Lands.	Town and Country Lands.
No Consideration	45	11	19	3	29	4	7	2
Under £100	281	109	130	3	114	51	43	0
£100 to £250	426	165	308	7	190	80	98	3
£250 „ £500	261	84	165	7	109	28	71	2
£500 „ £1000	134	46	99	2	56	21	47	1
£1000 „ £5000	112	31	82	4	60	19	25	2
£5000 and upwards	13	6	35	4	5	2	13	0
Total	1,272	452	838	30	563	205	304	10

LIVE STOCK.

RETURN showing the Numbers and Amounts of Mortgages on Live Stock, and of Releases therefrom, registered in Victoria during the Year 1861.

Live Stock.		Mortgages.		Live Stock.		Releases.	
Description.	Number.	Number.	Amount.	Description.	Number.	Number.	Amount.
Sheep	943,403	92	£ 492,089 6 3	Sheep	344,340	48	£ 248,186 7 6
Cattle	22,967	34	44,875 9 4	Cattle	49,298	26	146,344 17 0
Horses	110	13	2,928 4 1	Horses	55	1	3,500 0 0
Included in same Mortgages:				Included in same Mortgages:			
Sheep ... 530,042	586,174	100	362,206 16 1	Sheep ... 285,805	328,649	43	365,654 5 5
Cattle ... 54,242				Cattle ... 41,907			
Horses ... 1,890				Horses ... 937			
Total	1,552,654	239	902,099 15 9	Total	722,337	118	763,685 9 11

WILLIAM HENRY ARCHER,
Registrar-General.

PREFERABLE LIENS ON WOOL AND RELEASES.

RETURN showing the Number and Amount of Liens and of Releases therefrom registered in Victoria, 1861.

LIENS ON WOOL.			RELEASES FROM LIENS ON WOOL.		
Number of Liens.	Number of Sheep.	Amount.	Numbers of Releases.	Number of Sheep.	Amount.
163	2,358,400	£ s. d. 437,117 5 5	2	33,500	£ 7000

WILLIAM HENRY ARCHER,
Registrar-General.

STATISTICS

OF

THE COLONY OF VICTORIA, 1861.

PART VI.


RELIGIOUS, MORAL, AND INTELLECTUAL
PROGRESS.



PART VI.—RELIGIOUS, MORAL, AND INTELLECTUAL
PROGRESS.

CONTENTS.

	Page
CHURCHES AND CHAPELS	265
MELBOURNE UNIVERSITY.—RECEIPTS AND EXPENDITURE	266
" NUMBER OF STUDENTS	266
" NUMBER OF GRADUATES	266
SUMMARY OF SCHOOLS	267
DENOMINATIONAL SCHOOLS	267
NATIONAL SCHOOLS	267
PRIVATE SCHOOLS	267
SUNDAY SCHOOLS	268
CHARITABLE INSTITUTIONS—ACCOMMODATION, RELIEF, &c.	269
" HOSPITALS	270
" BENEVOLENT ASYLUMS, &c.	271
" ORPHAN ASYLUMS	271
" LUNATIC ASYLUM	272
FREE LIBRARIES	272
NATIONAL MUSEUM	272



STATISTICS OF VICTORIA, 1861.

RELIGIOUS, MORAL, AND INTELLECTUAL PROGRESS.

CHURCHES, CHAPELS, ETC.

RETURN of the Number of Churches and Chapels, Schoolhouses, and other Buildings used for Public Worship by the different Religious Denominations; also the Number of Persons for which there is accommodation, and the Number usually attending.

Denomination.	Churches and Chapels.	Schoolhouses.	Private Dwellings and Public Buildings.	Total.	Number of Persons.	
					For which there is Accommodation.	Usually Attending.
Church of England	73	109	51	233	33,638	... ¹
Evangelical Church of England	1	1	200	80
Free Church of England	1	1	429	350
Roman Catholic	59	49	26	134	29,844	22,050
Presbyterian	83	58	...	141	24,582	15,279
Free Presbyterian	9 ²	6	1	16	3,930	1,635
United Presbyterian	6	6	2,250	1,460
Wesleyan	204	1	1	206	36,965	34,140
Primitive Methodist	53	1	24 ³	78	7,785	3,587
United Methodist	16	16	2,840	1,800
Welsh Calvinistic Methodist	8	8	1,290	610
Welsh Congregation	1	1	100	70
Independent or Congregationalist ⁴	38	1	6	45	10,500	7,200
Welsh Independent	3	3	420	320
Baptist	27 ⁵	27	7,379	5,682
Welsh Baptist	1	1	200	60
Union Church	7	1	1 ⁶	9	925	160
Christians or Disciples of Christ	5	...	8	13 ⁷	760	303
Society of Friends	1	1	150	40
Moravian	1	1	150	⁸ 40
Unitarian Christian	1 ⁹	...	1 ¹⁰	2	220	20
German Lutheran	14 ¹¹	1	...	15	2,550	1,150
Jews	5	...	1	6	2,150	298
Mariners Church	1	1	200	40
Bible Christians	12 ¹²	...	5	17	1,943	1,025
Christian Israelite	3	3	800	170
Catholic Apostolic	1	1	2	4 ¹³	150	130
Total	632	228	129	989	172,350	98,148 ¹⁴

¹ No return of the number of persons usually attending each service.
² One chapel at Woodford in which there is no service held.
³ Number of persons which one of the public buildings will contain is not mentioned.
⁴ Four churches or chapels and two private houses. No return of the number of persons they will contain.
⁵ Two chapels, no return of the number of persons they will contain; and five chapels, no return of the number of persons usually attending each service.
⁶ No return of the number of persons it will contain.
⁷ One chapel and two private houses, no return of the number they will contain.

⁸ Aborigines.
⁹ No return of the number generally attending.
¹⁰ No return of the number it will contain.
¹¹ No return of the number generally attending.
¹² There are more churches, &c., in the country districts, the returns of which have not been received.
¹³ One schoolhouse and two private dwellings, no return of the number they will contain.
¹⁴ This total is exclusive of the Church of England congregations, and of the congregations of some of the places of worship belonging to other denominations, respecting which the returns received are incomplete.

WILLIAM HENRY ARCHER,
Registrar-General.

MELBOURNE UNIVERSITY.

RECEIPTS AND EXPENDITURE.

RETURN of the Receipts and Expenditure of the Melbourne University during the Year 1861.

Receipts.				Expenditure.
Government Aid.	College Fees.	Other Sources.	Total.	
£ 9,000	£ s. d. 1,153 7 0	£ 7	£ s. d. 10,160 7 0	£ s. d. 10,134 18 3

NUMBER OF STUDENTS.

RETURN of the Number of Students at the Melbourne University during the Year 1861.

Matriculated.	Non-matriculated.			Total.
	Attending Law Lectures.	Attending Lectures on Civil Engineering.	Attending Lectures on Arts.	
36	53	15	1	105

NUMBER OF GRADUATES.

RETURN of the Graduates at the Melbourne University up to the end of the Year 1861.

Degrees.	Number of Graduates.					
	Prior to 1861.		During 1861.		Total.	
	Direct.	Ad eundem.	Direct.	Ad eundem.	Direct.	Ad eundem.
Bachelor of Arts	10	11	4	2	14	13
Master of Arts,	10	6	1	...	11	6
Bachelor of Medicine
Doctor of Medicine	15	15
Bachelor of Laws	1	...	1
Doctor of Laws	2	2
Bachelor of Music
Doctor of Music
Total	20	34	5	3	25	37

JOHN F. JAMES, Registrar.

SUMMARY OF SCHOOLS, 1861.

Description of Schools.	Number of Schools.	Number of Scholars.			Aid from Government.	Voluntary Contributions, School Fees, and other sources.	Total
		Boys.	Girls.	Total.			
Denominational	484	20,450	17,026	37,476	£ s. d. 80,826 12 3	£ s. d. 43,479 2 11	£ s. d. 124,305 15 2
National	187	7,670	6,199	13,869	24,907 4 10	13,334 9 4	38,241 14 2
Private	211	1,968	3,160	5,128			
Total	882	30,088	26,385	56,473	105,733 17 1	56,813 12 3	162,547 9 4

WILLIAM HENRY ARCHER, Registrar-General.

DENOMINATIONAL SCHOOLS.

RETURN of the Denominational Schools in operation in the Colony of Victoria during the Year 1861.

Denomination.	Number of Schools.	Number of Scholars.			Aid from Government.	Voluntary Contributions, School Fees, and other sources.	Total.
		Boys.	Girls.	Total.			
Church of England	192	8,097	7,014	15,111	£ s. d. 32,651 18 0	£ s. d. 17,292 1 3	£ s. d. 50,943 19 3
Roman Catholic	101	3,935	3,589	7,524	15,567 10 11	6,943 9 0	22,510 19 11
Presbyterian	76	3,241	2,571	5,812	14,505 8 4	7,319 12 11	23,272 12 6
Free Church	11	485	370	855		1,093 6 0	
United Presbyterian	1	140	105	245	10,414 13 8	354 5 3	16,916 3 9
Wesleyan	61	2,916	2,200	5,116		6,501 10 1	
United Methodist Free Church	4	410	262	672	6,291 1 8	853 1 9	10,127 7 10
Primitive Methodist	4	169	90	259		332 2 3	
Independent	11	363	311	674	105 5 0	926 18 5	122 19 0
Lutheran	6	168	127	295		338 14 0	
Baptist	2	59	86	145	290 14 8	278 8 0	411 12 11
Combined	13	410	286	696		1,107 1 9	
Deaf and Dumb	1	2	4	6		17 4 0	
Jews	1	55	11	66		120 18 3	
Total	484	20,450	17,026	37,476	80,826 12 3	43,479 2 11	124,305 15 2

R. HALE BUDD.

NATIONAL SCHOOLS.

RETURN of the National Schools in operation in the Colony of Victoria during the Year 1861.

Description of Schools.	Number of Schools.	Number of Scholars.			Aid from Government.	Voluntary Contributions, School Fees, and other sources.	Total.
		Boys.	Girls.	Total.			
Model Schools	3	442	251	693	£ s. d. 3,246 15 11	£ s. d. 1,322 2 6	£ s. d. 4,568 18 5
Town and Suburban	52	2,979	2,387	5,366	8,971 2 2	5,407 4 6	14,378 6 8
Country	79	2,156	1,783	3,939	7,792 4 3	3,237 0 10	11,029 5 1
Gold Fields	53	2,093	1,778	3,871	4,897 2 6	3,368 1 6	8,265 4 0
Total	187	7,670	6,199	13,869	24,907 4 10	13,334 9 4	38,241 14 2

BENJ. F. KANE.

PRIVATE SCHOOLS.

RETURN of the Private Schools in operation in the Colony of Victoria during the Year 1861.

Counties or Pastoral Districts.	Number of Schools.				Number of Scholars.		
	Boys.	Girls.	Mixed.	Total.	Males.	Females.	Total.
Bourke	3	13	72	88	622	1,418	2,040
Dalhousie			3	3	36	54	90
Dundas			2	2	14	36	50
Grant			12	20	248	269	517
Grenville	1		4	5	155	113	268
Hampden			1	1	12	13	25
Mornington			7	7	59	47	106
Normanby	1	1	2	4	68	60	128
Ripon	1		2	3	22	15	37
Talbot			14	14	139	212	351
Villiers			9	9	42	95	137
Gipps Land			1	1	8	12	20
The Loddon	2	6	40	48	482	741	1,223
The Murray			1	1	18	16	34
The Wimmera			5	5	43	59	102
Total	12	24	175	211	1,968	3,160	5,128

WILLIAM HENRY ARCHER, Registrar-General.

SUNDAY SCHOOLS.

RETURN of the Number of Sunday Schools, and the average Number of Scholars, in connection with the different denominations throughout the Colony during the Year 1861.

Denomination.	Number of Sunday Schools.	Average Number of Scholars.		
		Males.	Females.	Total.
Church of England	147	4,456	4,545	9,001
Free Church of England	1	34	35	69
Roman Catholic ¹	24	390	456	846
Presbyterian	101	2,027	2,439	4,466
Free Presbyterian	10	205	208	413
United Presbyterian	7	243	204	447
Wesleyan	117	4,570	4,527	9,097
Primitive Methodist	45	842	826	1,668
United Methodist	13	523	553	1,076
Welsh Calvinistic Methodist	8	165	67	232
Welsh Congregation	1	28	10	38
Independent or Congregationalist	32	2,000	1,849	3,849
Welsh Independent	3	73	58	131
Baptist ²	1,000	1,000	2,000
Welsh Baptist	1	23	10	33
Union Church	7	142	147	289
Christians or Disciples of Christ	5	41	38	79
Society of Friends	1	19	...	19
Moravian	1	9	5	14
German Lutheran	4	45	21	66
Bible Christian	8	245	270	515
Totals ³	536	17,080	17,268	34,348

¹ There are more Sunday Schools in connection with the Roman Catholic Church, but the returns have not been furnished.

² The exact number of Sunday Schools in connection with the Baptist denomination is not known, but with one or two exceptions all the Churches have Sunday Schools in connection with them.

³ These Totals are exclusive of the omissions referred to in the preceding notes.

WILLIAM HENRY ARCHER,
Registrar-General.

CHARITABLE INSTITUTIONS.—ACCOMMODATION, RELIEF, ETC.

RETURN of the Accommodation, of the Amount of Relief afforded, and of the Daily Average of Relief, in the various Hospitals, Benevolent Asylums, and Orphan Asylums in the Colony, for the Year 1861.

Where Situated and Nature of Institution.	Amount of Accommodation.		Relief Afforded.		Daily average of Relief afforded.	
	Males.	Females.	In-door.	Out-door.	In-door.	Out-door.
HOSPITALS.						
Amherst	20	6	144	242	9·5	20
Ararat	26	6	146	179	12	6
Ballaarat	50	15	606	2,013	72	...
Beechworth	68	10	431	611	45	26
Belfast	20	4	34	60	7	6
Castlemaine	72	6	584	575	72	...
Dunolly	33	12	207	...	22	...
Heathcote	24	12	75	...	17	...
Kilmore	12	6	93	...	7·5	...
Kyneton	34	6	229	100	25	...
Maldon	12	...	35	...	3·135	...
Maryborough	55	12	149	1,204	21	...
Melbourne	234	101	4,309	11,707	336	160
Melbourne	356	735
Pleasant Creek	30	10	147	152	16·5	5·5
Sandhurst*
Warrnambool	24	6	65	18	14	9
	280	220	2,378	3,068	373	9
BENEVOLENT ASYLUMS.						
Ballaarat	48	32	138	248	74	71
Bendigo	30	20	125	604
Castlemaine	27	13	104	106	33	21
Geelong	129	46	819	1,632	109	52
Melbourne	251	60	311	5
Melbourne (Immigrants' Home)
Portland	20	12
ORPHAN ASYLUMS.						
Melbourne (Protestant)	70	70	187	...	155	...
Melbourne (Roman Catholic)	51	36
Geelong (Protestant)	60	60	100	...	100	...
Geelong (Roman Catholic)	34	17
Total	1,714	798	11,772	23,259	1,523·635	385·5

* No return was this year furnished by the authorities of the Sandhurst Hospital

NOTE.—In several of the Hospitals no account is kept of the out-door relief afforded.

WILLIAM HENRY ARCHER,
Registrar-General.

CHARITABLE INSTITUTIONS.—HOSPITALS.

RETURN of the Receipts and Expenditure of the various Hospitals in the Colony of Victoria during the Year 1861.

Where situated.	RECEIPTS.							EXPENDITURE.					
	Brought forward from last year.		Vote of the Legislature, 1861.		Other Sources.	Private Contributions.	Total Receipts.	Building.	Maintenance.	Out-door Relief.	Miscellaneous.	Total Expenditure.	Balance carried forward.
	Building.	Maintenance.	Building.	Maintenance.									
	£ s. d.	£ s. d.	£ s. d.	£ s. d.	£ s. d.	£ s. d.	£ s. d.	£ s. d.	£ s. d.	£ s. d.	£ s. d.	£ s. d.	£ s. d.
Amherst	10 2 4	500 0 0	1,000 0 0	...	518 15 11	2,028 18 3	85 1 4	1,122 3 1	1,207 4 5	821 13 10
Ararat	1,000 0 0	1,200 0 0	68 8 6	457 9 6	2,725 18 0	270 14 4	1,422 1 6	...	165 6 3	1,858 2 1	867 15 11
Ballaarat	75 11 1	1,200 0 0	5,000 0 0	95 6 0	2,125 3 1	8,496 0 2	150 0 0	5,251 3 9	302 0 0	57 14 4	5,760 18 1	2,735 2 1
Beechworth	1,469 2 9	1,200 0 0	3,500 0 0	...	1,415 11 6	7,584 14 3	1,619 12 10	4,382 8 10	6,002 1 8	1,582 12 7
Belfast	935 1 7	...	150 0 0	10 14 6	122 13 0	1,218 9 1	51 18 2	127 10 10	37 3 0	283 3 2	499 15 2	718 13 11
Castlemaine	902 15 4	744 16 6	4,000 0 0	135 0 0	1,258 3 0	7,040 14 10	271 0 1	4,946 15 8	5,217 15 9	1,822 19 1
Daylesford	666 13 4	...	500 11 4	...	1,167 4 8	221 1 6	296 19 1	518 0 7	649 4 1
Dunolly ...	136 19 1	253 5 0	...	2,166 13 4	...	650 13 7	3,207 11 0	139 15 0	1,819 7 4	1,959 2 4	1,248 8 8
Heathcote ...	149 6 11	73 1 9	300 0 0	700 0 0	...	333 6 8	1,555 15 4	240 18 2	887 18 8	1 0 0	...	1,129 16 10	425 18 6
Kilmore	358 6 9	330 9 0	495 13 6	...	295 7 6	1,479 16 9	357 5 6	627 10 11	984 16 5	495 0 4
Kyneton	358 6 2	300 0 0	1,500 0 0	166 13 4	731 5 1	3,056 4 7	926 13 3	1,885 10 9	2,812 4 0	244 0 7
Lower Murray	122 15 6	...	500 0 0	94 0 0	371 13 5	1,088 8 11	...	1,004 18 10	1,004 18 10	83 10 1
Maldon	23 13 7	...	500 0 0	131 18 0	155 3 0	810 14 7	92 0 0	399 10 5	491 10 5	319 4 2
Maryborough	114 16 3	750 0 0	2,000 0 0	587 10 10	574 13 7	4,027 0 8	1,440 8 9	1,834 8 4	3,274 17 1	752 3 7
Melbourne ...	17 5 0	212 10 0	2,000 0 0	13,000 0 0	22 16 0	4,781 19 8	20,034 10 8	61 9 0	17,249 10 5	31 1 6	...	17,342 0 11	2,692 9 9
„ (Lying in)	...	1,660 15 10	...	2,000 0 0	131 13 10	592 14 9	4,385 4 5	...	2,461 2 7	2,461 2 7	1,924 1 10
Pleasant Creek	2,775 10 4	500 0 0	1,000 0 0	82 14 9	981 7 0	5,339 12 1	3,405 2 0	1,768 15 11	5,173 17 11	165 14 2
Sandhurst
Warrnambool	300 0 0	500 0 0	1,343 5 4	311 18 3	2,455 3 7	1,065 17 9	816 6 10 ¹ / ₂	73 11 5 ³ / ₄	...	1,955 16 1	499 7 6
Total ...	303 11 0	9,345 14 3	9,791 18 10	39,212 6 10	3,370 12 5	15,677 18 6	77,702 1 10	10,998 17 8	48,007 4 8 ¹ / ₂	444 15 11 ³ / ₄	803 2 10	59,654 1 2	18,048 0 8

NOTE.—No return was furnished by the authorities of the Sandhurst Hospital.

WILLIAM HENRY ARCHER,
Registrar-General.

CHARITABLE INSTITUTIONS.—BENEVOLENT ASYLUMS, ETC.

RETURN of the Receipts and Expenditure of the various Benevolent and Orphan Asylums, Etc., in the Colony of Victoria, during the Year 1861.

Where Situated.	RECEIPTS.						EXPENDITURE.					
	Brought forward from last Year.	Vote of the Legislature, 1861.		Other Sources.	Private Contributions.	Total Receipts.	Building.	Maintenance.	Out-door Relief.	Miscellaneous.	Total Expenditure.	Balance carried forward.
		Building.	Maintenance.									
	£ s. d.	£ s. d.	£ s. d.	£ s. d.	£ s. d.	£ s. d.	£ s. d.	£ s. d.	£ s. d.	£ s. d.	£ s. d.	
Ballaarat	73 7 8	500 0 0	2,500 0 0	858 0 0	1,258 3 10	5,189 11 6	1,074 4 6	2,159 17 5	1,206 17 4	265 19 6	4,706 18 9	482 12 9
Bendigo	2,565 2 2	...	625 0 0	43 5 8	772 13 11	4,006 1 9	1,800 0 0	1,255 14 11	91 13 4	...	3,147 8 3	858 13 6
Castlemaine	872 15 11	214 2 3	856 9 3	...	285 9 9	2,228 17 2	...	1,099 19 8	1,099 19 8	1,128 17 6
Geelong	854 16 7	...	4,500 0 0	209 0 8	1,600 7 9	7,164 5 0	242 17 9	3,983 16 0	...	1,179 13 1	5,406 6 10	1,757 18 2
Melbourne	9,000 0 0	545 15 0	2,213 9 11	11,759 4 11	427 17 10	8,707 12 11	9,135 10 9	2,623 14 2
Melbourne (Immigrants' Home)	496 12 2	...	1,666 13 4	5,313 2 11	...	7,476 8 5	418 0 1	3,234 10 11	541 4 0	2,179 3 9	6,372 18 9	1,103 9 8
Portland	369 12 4	...	500 0 0	...	309 15 6	1,179 7 10	...	665 6 8	174 1 2	...	839 7 10	340 0 0
Total	5,232 6 10	714 2 3	19,648 2 7	6,969 4 3	6,440 0 8	39,003 16 7	3,963 0 2	21,106 18 6	2,013 15 10	3,624 16 4	30,708 10 10	8,295 5 9

ORPHAN ASYLUMS.

Melbourne (Protestant Orphanage)	206 7 9	0 10 6	3,000 0 0	142 12 9	906 10 0	4,256 1 0	704 7 10	3,099 6 4	12 10 0	...	3,816 4 2	439 16 10
Melbourne (Rom. Catholic „)	13 0 0	...	1,500 0 0	414 18 11	297 12 6	2,225 11 5	...	983 10 7½	...	1,213 0 7	2,196 11 2½	29 0 2½
Geelong (Protestant „)	834 11 4	...	1,500 0 0	185 0 0	579 2 4	3,098 13 8	1,193 12 4	1,905 1 4	3,098 13 8	...
Geelong (Rom. Catholic „)	190 17 5	...	1,000 0 0	...	348 8 6	1,539 5 11	594 16 5	1,099 0 5	1,693 16 10	...
Total	1,244 16 6	0 10 6	7,000 0 0	742 11 8	2,131 13 4	11,119 12 0	2,492 16 7	7,086 18 8½	12 10 0	1,213 0 7	10,805 5 10½	468 17 0½

WILLIAM HENRY ARCHER,
Registrar-General.

CHARITABLE INSTITUTIONS—LUNATIC ASYLUM.

RETURN of the Number of Patients in the Lunatic Asylum at the Yarra Bend, Melbourne, during 1861.

In the Asylum on 1st January, 1861.		Admitted during the Year.		Discharged during the Year.				Absconded during the Year.				Died during the Year.		Remaining in the Establishment on the 31st December, 1861.					
Males.	Females.	Males.	Females.	Cured.		Improved.		Retaken.		Not Retaken.		Males.	Females.	Supposed Curable.		Supposed Incurable.		Total.	
				Males.	Females.	Males.	Females.	Males.	Females.	Males.	Females.			Males.	Females.	Males.	Females.	Males.	Females.
351	245	178	96	49	31	9	15	13	1	5	...	46	13	61	64	359	218	420	282

ROBERT BOWIE,
Surgeon Superintendent.

FREE LIBRARIES.

RETURN of the Free Libraries in the Colony, for the Year 1861, showing the Number of Volumes of Books, and the Number of Visitors during the Year.

Where Situated.	Volumes of Books.	Visits.	Remarks.
Brighton	3,195	Books lent by Melbourne Library, number not returned.
Hawthorn	450	3,200	
Kyneton	750	55	In connection with the Melbourne Library there is a Museum of Art, the visitors to which, from 1st June to 21st December, were 27,024. Number of Volumes of Books not returned.
Kew	842	1,560	
Melbourne	26,630	157,132	
Portland	846	72	
Prahran	842	5,965	
Williamstown	1,410	
Total	30,360	172,589	

NOTE.—In addition to the above, there are Free Libraries in Geelong and Collingwood, but their Returns have not been received, although they have been several times applied for.

WILLIAM HENRY ARCHER,
Registrar-General.

NATIONAL MUSEUM.

RETURN of the National Museum for the Year 1861.

1861.	Number of Visitors.	Hours between which the Museum is open.
January	2,874	Ten a.m. to Six p.m. in Summer. Ten a.m. to Five p.m. in Winter.
February	2,139	
March	2,634	
April	2,930	
May	2,715	
June	2,450	
July	2,973	
August	3,244	
September	4,399	
October	3,657	
November	3,532	
December	3,977	
Total	37,524	

NOTE.—The average duration of the visits appears to be about an hour and a half on the average, and with one trifling exception no injury, either accidental or intentional, has been done to any of the specimens or models, although persons of all classes are admitted without any further formality than signing the visitors' book, or having it signed by another. The large number of Chinese visitors is a curious fact, reaching some thousands in the year.

FREDERICK McCOY,
Director of Museums.

STATISTICS

OF

THE COLONY OF VICTORIA, 1861.

PART IV.


FINANCE, ETC.



PART IV.—FINANCE, ETC.

CONTENTS.

	Page
BALANCE SHEET FOR 1861	225
EXPENDITURE FROM SPECIAL APPROPRIATIONS	228
PUBLIC DEBT	229
TAXES, DUTIES, ETC.	229
FEES OF OFFICE, ETC.	232
PENSIONS	246
MILITARY EXPENDITURE	247
VOLUNTEER CORPS—STRENGTH AND ESTABLISHMENT	248
" EXPENDITURE	249
" ATTENDANCE AT DRILL	249



STATISTICS OF VICTORIA, 1861.

LITIGATION, CRIME, ETC.

LITIGATION.

RETURN of the Number of Civil Cases tried in the Supreme Court, Melbourne, and Circuit Courts of the Colony of Victoria during the Year 1861.

Where Tried.	Juries of Four.		Juries of Twelve.		Total.
	Defended.	Undefended.	Common.	Special.	
Melbourne	133	2	...	29	164
Geelong	5	4	9
Ballaarat	9	1	10
Castlemaine	2	2
Sandhurst	3	2	5
Beechworth	1	1	2
Portland
Ararat
Maryborough	1	1
Total	154	2	...	37	193

Prothonotary's Office,
Melbourne, 6th February, 1862.

JOHN A. PORTER,
Prothonotary.

INSOLVENTS.

RETURN showing the Number of Insolvents in the Colony of Victoria during the Year 1861.

Number of Insolvents.			Amount of Liabilities as shown by Insolvents' Schedules.	Amount of Assets as shown by Insolvents' Schedules.	Number of Assignees elected by creditors to act with the Official Assignee.	Amount of Deficiency as shown by Insolvents' Schedules.	Amount of Court Fees in Insolvency collected under the Act of Council and paid at the Treasury.
Voluntary.	Compulsory.	Total.					
1,270	17	1,287	£ s. d. 1,088,298 4 6½	£ s. d. 604,120 3 9½	1	£ s. d. 532,109 7 2	£ s. d. 3,901 19 0

W. B. NOEL,
Chief Commissioner of Insolvent Estates for the Colony of Victoria.

INTESTATE ESTATES.

SUMMARY of the Number of Intestate Estates, and the aggregate amount to their credit during the Year 1861.

Number of Intestates.			Aggregate amount of the Estates.		
Males.	Females.	Total.	Males.	Females.	Total.
			£ s. d.	£ s. d.	£ s. d.
337	8	345	26,696 6 0	431 15 10	27,128 1 10

RETURN of the Names, Residences, &c., of persons dying Intestate in the Colony of Victoria, whose Estates have been collected by the Curator of Intestate Estates during the Year 1861.

No	Name of Deceased.	Sex.	Colonial Residence.	Supposed British or Foreign Residence of Family.	Moneys received.	Payments made.	Paid into the Treasury and Bank of Victoria.	Order.	Remarks.
					£ s. d.	£ s. d.	£ s. d.		
1	Peter Scott ...	Male	Ballaarat ...	Unknown ...	7 0 0	5 3 0	1 17 0	25th October, 1860	Died 11th August, 1860
2	Oliver John Rosenblad ...	"	Inglewood ...	Unknown ...	13 1 0	4 9 2	8 11 10	25th October, 1860	Died 6th October, 1860
3	Thomas Armstrong ...	"	Seymour ...	Unknown ...	6 17 6	5 6 10	1 10 8	...	Died 9th October, 1860
4	J. McElhone ...	"	Ballaarat ...	Unknown ...	284 11 7	53 1 1	231 10 6	5th October, 1860 ...	Died 15th September, 1860
5	William Thomson ...	"	Ballaarat ...	Scotland ...	163 8 7	40 13 1	122 10 6	18th October, 1860	Died 26th September, 1860
6	Francesco Piccolo ...	"	Sandhurst ...	Germany ...	200 0 0	35 0 4	164 19 8	22nd November, 1860	Died 26th January, 1860
7	Thomas Fielder ...	"	Inglewood ...	Unknown ...	5 9 6	2 13 3	2 16 3	8th November, 1860	Died 20th September, 1860
8	Arthur Farquhar ...	"	Dunolly ...	England ...	66 8 0	20 10 1	45 17 11	8th November, 1860	Died 23th July, 1860
9	Elizabeth F. Haig ...	Female	Campbellfield ...	Melbourne ...	70 9 7	70 9 7	...	22nd November, 1860	Died 7th October, 1860
10	Ambrose Harrasiach ...	Male	Linton's ...	Unknown ...	20 0 0	8 16 0	11 4 0	8th November, 1860	Died 25th October, 1860
11	Hans Lud ...	"	Indigo ...	Sweden ...	176 4 6	9 4 7	166 19 11	8th November, 1860	Died 15th August, 1859
12	Henry Magoreny ...	"	Ballaarat ...	Unknown ...	111 10 10	59 14 1	51 16 9	8th November, 1860	Died 22nd October, 1860
13	Robert Bottomley ...	"	Sandhurst ...	Yorkshire ...	353 18 4	91 12 7	262 5 9	7th February, 1861	Died 27th June, 1860
14	Walter Knox ...	"	Williamstown ...	Ireland ...	43 7 4	5 7 9	37 19 7	7th February, 1861	Died 28th November, 1860
15	Walter Withers ...	"	Smythesdale ...	Unknown ...	6 19 0	6 13 6	0 5 6
16	William Clunes ...	"	Lamplogh ...	London ...	8 7 6	3 12 2	4 15 4	28th February, 1861	Died 10th June, 1860
17	John Wright ...	"	Back Creek ...	North Wales ...	18 0 0	13 12 4	4 7 8	28th February, 1861	Died 23rd November, 1860
18	Unknown ...	"	Creswick Creek ...	China ...	0 1 6	0 0 1	0 1 5
19	Robert Mitchell ...	"	Creswick Creek ...	Unknown ...	1 19 0	0 14 10	1 4 2	28th February, 1861	Died 20th September, 1860
20	George McBean ...	"	Melbourne ...	England ...	1 4 10	0 3 2	1 1 8	...	Died 23rd November, 1860
21	John McClellan ...	"	Melbourne ...	Liverpool ...	184 15 5	41 14 11	143 0 6	7th January, 1861	Died 11th January, 1861
22	John Morrisson ...	"	Longwood ...	Unknown ...	1 1 9	0 1 1	1 0 8	...	Died 13th December, 1860
23	Joseph Selston ...	"	Learmonth ...	Unknown ...	1 16 6	0 16 10	0 19 8	...	Died 22nd September
24	William Logan ...	"	Buninyong ...	Unknown ...	0 7 6	0 0 5	0 7 1	...	Died 7th January, 1861
25	Philip Martins ...	"	Inglewood ...	Unknown ...	0 5 0	0 0 3	0 4 9
26	William Brown ...	"	Seymour ...	Unknown ...	2 0 0	0 2 0	1 18 0	...	Died 21st December, 1860
27	William Roads ...	"	Wickliffe ...	Yorkshire ...	3 10 0	3 10 0	Died 26th December, 1860
28	Peter McQueen ...	"	Ballaarat ...	Unknown ...	25 14 3	12 12 3	13 2 0	7th February, 1861	Died 24th December, 1860
29	Thomas Tremilahan ...	"	Emu Flat ...	Unknown ...	12 6 10	9 18 10	2 8 0	28th February, 1861	Died 23rd December, 1860
30	Thomas Rashall ...	"	Pralhan ...	Unknown ...	2 12 3	1 12 7	0 19 8	21st February, 1861	Died 19th January, 1861

31	Ralp Martindale	...	"	Ballaarat	...	Durham	...	332 17 2	51 5 7	281 11 7	7th February, 1861	Died 12th December, 1860
32	James Wallen	...	"	Geelong	...	Unknown	...	3 3 6	1 1 9	2 1 9	28th February, 1861	Died 4th October, 1860
33	Henry Hoskins	...	"	Yering	...	Melbourne	...	63 5 2	63 5 2	...	7th February, 1861	Died 20th January, 1861
34	West Gawthrop	...	"	Morandng	...	England	...	32 5 0	24 0 8	8 4 4	7th February, 1861	Died 19th January, 1861
35	John Rigby	...	"	Caledonian Diggings	...	England	...	58 16 6	38 14 9	20 1 9	7th February, 1861	Died 14th December, 1860
36	Mary Vickery	...	Female	Melbourne	...	England	...	129 13 0	69 19 11	59 13 1	28th February, 1861	Died 17th January, 1861
37	Robert Cobham	...	Male	Geelong	...	Unknown	...	7 3 3	2 7 3	4 16 0	28th February, 1861	Died 22nd January, 1861
38	James Smith	...	"	Melbourne	...	Melbourne	...	1 8 0	1 8 0	Died 20th January, 1861
39	John Shelton	...	"	None	...	Liverpool	...	14 1 10	3 11 6	10 10 4	28th February, 1861	Died on board ship <i>Eagle</i> , from Liverpool, 29th Sept., 1860
40	John Cock	...	"	Wedderburne	...	Unknown	...	301 13 6	49 15 5	251 18 1	14th February, 1861	Died 5th February, 1861
41	Alfred Ellis	...	"	None	13 17 9	0 13 10	13 3 11
42	Mar Stoldt	...	"	Alma, Inkerman Lead	10 12 0	10 12 0	Died 19th January, 1861
43	Thomas Thorpe	...	"	Smythesdale	...	Unknown	...	5 14 0	2 16 8	2 17 4	20th December, 1860	Died 1st December, 1860
44	Jeremiah Galvin	...	"	Riddell's Creek	...	Ireland	...	59 2 3	4 9 10	54 12 5	18th October, 1860	Died 13th January, 1860
45	Antonio Aza	...	"	Sago Hill	...	Unknown	...	30 6 0	24 9 9	5 16 3	11th February, 1861	Died 7th January, 1861
46	Thomas Hanly	...	"	Heathcote	...	Ireland	...	40 0 0	4 13 0	35 7 0	18th October, 1860	Died 30th August, 1860
47	David Bryce	...	"	Preston	...	Scotland	...	364 15 1	291 15 4	72 19 9	14th February, 1861	Died 6th February, 1861
48	Charlotte Burchatt	...	Female	Kyneton	...	London	...	45 9 6	40 19 7	4 9 11	7th February, 1861	Died 17th December, 1860
49	Nicholas Hanly	...	Male	Swan Hill	...	Sydney	...	30 7 11	14 3 9	16 4 2	28th February, 1861	Died 6th January, 1861
50	William Owens	...	"	Near Kyneton	...	Unknown	...	0 15 0	0 3 5	0 11 7
51	J. Fothergill	...	"	Melbourne	...	Unknown	...	0 18 9	0 18 9	Died 18th January, 1861
52	Ah How	...	"	Chinaman's Flat	...	China	...	0 11 6	0 0 7	0 10 11	...	Died 19th February, 1861
53	Patrick Hogan	...	"	Melbourne	...	Ireland	...	32 0 0	10 0 1	21 19 11	28th February, 1861	Died 19th February, 1861
54	Thomas Wood	...	"	Near Heathcote	...	Unknown	...	7 14 6	6 19 9	0 14 9	...	Died 2nd July, 1861
55	Henry Haigue	...	"	Mouville East	...	Unknown	...	24 12 0	11 8 5	13 3 7	28th February, 1861	Died 27th December, 1860
56	John Lyons	...	"	Geelong	...	Unknown	...	0 8 0	0 1 1	0 6 11
57	John Johnston	...	"	Skipton	...	Unknown	...	0 10 0	0 1 2	0 8 10	...	Died 8th January, 1861
58	John Gardiner	...	"	Learmonth	...	Scotland	...	4 16 7	4 10 0	0 6 7	14th March, 1861	Died 7th February, 1861
59	John Ustrie	...	"	Yackandandah	...	England	...	20 4 6	4 15 8	15 8 10	28th February, 1861	Died 31st January, 1861
60	William Roy	...	"	Melbourne	...	Unknown	...	1 13 6	0 1 8	1 11 10	...	Died 10th December, 1860
61	Richard Ferris	...	"	Tarrngower	...	England and Colony of Victoria	...	459 10 0	459 10 0	...	28th February, 1861	Died 19th February, 1861
62	George Goddon	...	"	Melbourne	...	Unknown	...	17 1 0	5 16 4	11 4 8	2nd May, 1861	Died 25th February, 1861
63	William Ryan	...	"	Indigo	...	Melbourne	...	58 6 0	27 18 10	30 7 2	18th July, 1861	Died 24th June, 1861
64	James Bertone	...	"	Beechworth	...	Italy	...	228 2 10	66 17 2	261 5 8	7th February, 1861	Died 30th December, 1860
65	James McGuire	...	"	Inglewood	...	Unknown	...	110 0 0	22 18 6	87 1 6	20th December, 1860	Died 7th December, 1860
66	Frederick Rout	...	"	Inglewood	...	Unknown	...	6 2 0	3 10 5	2 11 7	23rd May, 1861	Died 3rd November, 1860
67	A. J. B. Wallace	...	"	Inglewood	...	Unknown	...	0 16 0	0 1 10	0 14 2
68	Richard Ratcliffe	...	"	Inglewood	...	Unknown	...	0 5 0	0 0 7	0 4 5	...	Died 14th January, 1861
69	John Moore	...	"	Back Creek	...	Unknown	...	2 4 0	0 2 2	2 1 10	...	Died 1st March, 1861
70	J. Bollier	...	"	Melbourne	...	Jersey	...	2 7 11	0 2 5	2 5 6
71	J. Connolly	...	"	Portland	...	Unknown	...	1 10 6	0 2 2	1 8 4
72	Isaac Goldman	...	"	Longwood	...	Poland	...	185 1 9	185 1 9	...	28th February, 1861	Died 15th February, 1861
73	Edward Reilly	...	"	Sale, Gipps Land	...	Ireland	...	39 16 0	39 16 0	...	25th October, 1860	Died 1st July, 1860
74	John Roberts	...	"	Sandhurst	...	Unknown	...	297 17 6	205 13 0	92 4 6	28th February, 1861	Died 16th February, 1861
75	Thomas Fairfoul	...	"	Learmonth	...	Unknown	...	63 0 0	14 3 8	48 16 4	28th February, 1861	Died 5th January, 1861
76	J. McLeod Wallace	...	"	Ballaarat	...	Unknown	...	542 2 10	206 7 4	335 15 6	10th January, 1861	Died 27th November, 1860
77	Arthur Clelland	...	"	Janefield	...	Ireland	...	20 6 6	1 0 4	19 6 2
78	George Warde	...	"	Sandhurst	...	Unknown	2 18 8	...	7th February, 1861	Died 10th September, 1860
79	Christianna Bryce	...	Female	Sandhurst	...	Colony of Victoria	...	4 8 6	3 6 3	1 2 3	7th February, 1861	Died 25th October, 1861
80	John Mayhew	...	Male	Melbourne	...	Melbourne	...	354 18 1	354 18 1	...	14th February, 1861	Died 28th September, 1860
81	James Lewis	...	"	Melbourne	...	Ireland	...	5 15 0	2 18 7	2 16 5	25th October, 1860	Died 25th October, 1858

INTESTATE ESTATES.

RETURN of the Names, Residences, &c., of persons dying Intestate in the Colony of Victoria, whose Estates have been collected by the Curator of Intestate Estates during the Year 1861—continued.

No.	Name of Deceased.	Sex.	Colonial Residence.	Supposed British or Foreign Residence of Family.	Moneys received.	Payments made.	Paid into the Treasury and Bank of Victoria.	Order.	Remarks.
					£ s. d.	£ s. d.	£ s. d.		
82	John Patterson ...	Male	Swan Hill ...	Unknown ...	12 1 9	5 3 8	6 18 1	18th October, 1860	Died 19th March, 1859
83	James Purvis ...	"	Melbourne ...	England ...	12 19 0	7 0 2	5 18 10	18th October, 1860	Died 8th February, 1860
84	Peter Byrne ...	"	Buninyong ...	Unknown ...	7 3 0	1 19 4	5 3 8	23rd May, 1861 ...	Died 23rd November, 1860
85	Ah Poe ...	"	China ...	2 5 6	0 2 3	2 3 3		
86	John Terry ...	"	Melbourne ...	Unknown ...	11 0 0	6 2 0	4 18 0	18th July, 1861 ...	Died 2nd April, 1861
87	William Wray ...	"	Melbourne ...	Unknown ...	4 15 6	1 12 10	3 2 8	18th April, 1861 ...	Died 30th March, 1861
88	J. Normille ...	"	Ballaarat ...	Unknown ...	51 11 0	23 11 5	27 19 7	18th April, 1861 ...	Died 11th March, 1861
89	Unknown ...	"	Yorkie's Gully ...	Unknown ...	0 7 0	0 0 4	0 6 8	Found in a deserted hole on the 11th March, 1861, supposed to have been dead about six months
90	William Mitchell ...	"	Ballaarat ...	Unknown ...	37 8 4	12 7 2	25 1 2	28th April, 1861 ...	Died June, 1858
91	John White ...	"	Horsham ...	Colony of Victoria ...	87 13 0	87 13 0	...	2nd May, 1861 ...	Died 15th April, 1861
92	Frederick Louis Guerriott ...	"	Ballaarat ...	Unknown ...	21 19 6	4 5 10	17 13 8	28th February, 1861	Died 8th October, 1858
93	Rene de Genoude ...	"	Melbourne ...	France ...	20 14 6	4 17 1	15 17 5	2nd May, 1861 ...	Died 19th April, 1860
94	Allan Patterson ...	"	Gisborne ...	Unknown ...	1 0 6	0 1 0	0 19 6	Died 31st March, 1861
95	William Harvey ...	"	Sandhurst ...	England ...	847 4 1	71 2 8	776 1 5	20th December, 1860	Died 5th May, 1854
96	George Edgar ...	"	Carngham ...	Colony of Victoria ...	146 5 3	53 18 9	92 6 6	18th April, 1861 ...	Died 14th January, 1861
97	Henry Fleck ...	"	Buninyong ...	Unknown ...	30 0 0	2 6 0	27 14 0	Died 17th March, 1857
98	Janet Justice ...	Female	Ballaarat ...	Unknown ...	134 18 9	67 7 8	67 11 1	14th March, 1861 ...	Died 28th February, 1861
99	William Kingswell ...	Male	Emerald Hill ...	Launceston, Tasmania...	12 2 1	3 9 8	8 12 5	Died May, 1861
100	Thomas Webb ...	"	Inglewood ...	Unknown ...	1 16 2	0 15 0	1 1 2	Died 13th January, 1861
101	Frederick Anachine ...	"	Inglewood ...	Unknown ...	0 1 6	0 0 1	0 1 5	
102	Joseph Simpson ...	"	Near Sandhurst ...	Unknown ...	1 1 0	0 3 7	0 17 5	Died 21st February, 1861
103	Edward Challoner ...	"	Near Sandhurst ...	Unknown ...	4 14 0	0 9 0	4 5 0	Died 10th March, 1861
104	Peter Burns ...	"	Near Sandhurst ...	Unknown ...	0 9 2	0 0 6	0 8 8	
105	Charles O'Hara ...	"	Woodend ...	Unknown ...	58 2 6	17 13 1	40 9 5	13th June, 1861 ...	Died 6th March, 1861
106	Carl F. Berns ...	"	Back Creek ...	Unknown ...	7 12 0	6 7 8	1 4 4	Died 15th April, 1861
107	William Welch ...	"	Wimmera ...	Unknown ...	1 10 6	0 1 6	1 9 0	Died 22nd March, 1861
108	Martin Gleeson ...	"	Unknown ...	21 2 4	1 11 10	19 10 6	
109	Martin Eslob ...	"	Carngham ...	Unknown	2 14 11	...	18th April, 1861 ...	Died 21st March, 1861
110	C. C. Wood ...	"	Carngham ...	Unknown	4 16 3	...	18th April, 1861 ...	Died 21st March, 1861
111	Angus McAlister ...	"	Carngham ...	Unknown	2 6 7	...	18th April, 1861 ...	Died 21st March, 1861
112	R. Wolfendon ...	"	Melbourne ...	England ...	1 2 0	0 8 7	0 13 5	
113	Richard Thompson ...	"	Navarre ...	England ...	3 8 6	0 7 0	3 1 6	
114	Richard Thornhill ...	"	Richmond ...	Cork, Ireland...	282 2 11	36 5 0	245 19 11	2nd May, 1861 ...	Died 9th April, 1861
115	J. Cheetham ...	"	Maldon ...	Unknown ...	9 19 6	0 14 6	9 5 0	
116	Peter Paul ...	"	Sandhurst ...	Unknown ...	18 0 0	3 10 2	14 9 10	13th June, 1861 ...	Died 24th January, 1861
117	Joseph Shepcott ...	"	Melbourne ...	Unknown ...	0 2 1	0 0 1	0 2 0	Died May, 1861
118	James Henderson...	"	Maldon ...	Unknown ...	51 3 0	22 17 3	28 5 9	11th July, 1861 ...	Died 31st January, 1861
119	Thomas Drohan ...	"	Melbourne ...	Colony of Victoria ...	2 2 0	2 2 0	Died 18th April, 1861
120	Joseph Smith ...	"	Near Castlemaine ...	Unknown ...	0 9 4	0 0 6	0 8 10	
121	Edward Brown ...	"	Melbourne ...	Unknown ...	0 3 8	0 0 2	0 3 6	

No. 9, 4 a.	122	William Stanley	Kyneton ...	Unknown	5 7 6	1 2 0	4 5 6			
	123	Thomas Tregoning	Daylesford ...	Unknown	24 18 2	12 13 6	12 4 8	13th June, 1861 ...	Died 29th November, 1860	
	124	Joseph Wilson	Belvoir ...	Unknown	8 0 0	2 0 2	5 19 10	23rd May, 1861 ...	Died 11th October, 1860	
	125	Luppe De Young	Sandhurst ...	Unknown	5 12 4	2 9 0	3 3 4	14th March, 1861 ...	Died 23rd February, 1861	
	126	J. McIlween	Sandhurst ...	Unknown	22 10 0	20 10 4	1 19 8	14th March, 1861 ...	Died 1st March, 1861	
	127	John Gardiner	Learmonth ...	Unknown	0 14 4	...	14th March, 1861 ...	Died 9th February, 1861	
	128	Benjamin Standing	Frankston ...	Colony of Victoria	...	42 2 3	25 4 10	16 17 5	11th April, 1861 ...	Died 15th December, 1860	
	129	John Brinkman	Amphitheatre, Avoca ...	Unknown	4 14 6	4 14 6	Died 4th April, 1861	
	130	John Webster	Benalla ...	Unknown	9 0 0	4 19 0	4 1 0	...	Died 13th May, 1861	
	131	Andre Anson	Back Creek ...	Unknown	0 13 0	0 0 8	0 12 4	...	Died 12th May, 1861	
	132	James Birrell	Melbourne ...	Unknown	8 10 0	0 18 6	7 11 6	...	Died 26th January, 1861	
	133	George Reid	Geelong ...	Unknown	240 18 0	71 4 11	169 13 1	23rd May, 1861 ...	Died 18th May, 1861	
	134	Thomas Smith	Melbourne ...	Unknown	1 2 6	0 1 2	1 1 4	...	Died 7th June, 1861	
	135	William Chitty	Yalla-y-Poora ...	Unknown	80 0 0	12 2 0	67 18 0	18th July, 1861 ...	Died 15th February, 1861	
	136	James Smith	Melbourne ...	Unknown	2 8 6	...	2nd May, 1861 ...	Died 20th May, 1861	
	137	Douglas Bain	Prahran ...	Unknown	0 19 0	0 1 6	0 17 6	30th May, 1861 ...	Died 13th April, 1861	
	138	Charles F. Wetherell	Mount Sturgeon Plains Station	Ireland	6 13 10	...	23rd May, 1861 ...	Died 8th January, 1861	
	139	Robert Webster	Castlemaine ...	Unknown	2 12 6	...	23rd May, 1861 ...	Died 11th April, 1861	
	140	Ann Proctor ...	Female	...	Northcote ...	Unknown	6 19 6	2 15 8	4 3 10	30th May, 1861 ...	Died 24th January, 1861	
	141	Morgan D. Williams ...	Male	...	Tarnagulla ...	Colony of Victoria	7 0 4	...	6th June, 1861 ...	Died 14th January, 1861	
	142	William Hilton	Unknown	1 5 0	0 15 0	0 10 0	...		
	143	Thomas Baylis	Gardiner ...	Unknown	4 3 3	0 10 8	3 12 7	...		
	144	David Powell	Wedderburne ...	Unknown	3 19 6	0 9 0	3 10 6	...		
	145	James Edwards	Near Sandhurst ...	Unknown	11 2 7	0 19 5	10 3 2	...		
	146	A. J. Smith	None ...	Unknown	0 17 6	0 17 6	Died on board schooner <i>Boomerang</i>	
	147	John Popple	Melbourne ...	Unknown	0 9 1	0 0 6	0 8 7	...		
	148	Joseph Watson	Tarnagulla ...	Unknown	38 11 0	10 3 6	28 7 6	...		
	149	Unknown, supposed to be John Smith	Melbourne ...	Unknown	33 1 0	13 19 0	19 2 0	...	Died 23rd June, 1861	
	150	— Martin	Sandhurst ...	Unknown	2 5 0	2 5 0		
	151	Thomas Fawcett	Chinaman's Flat	London	1 14 2	...	13th June, 1861 ...	Died 1st June, 1861	
	152	John Carkeek	Napoleon Flat	Cornwall	2 2 6	...	13th June, 1861 ...	Died 22nd May, 1861	
	153	Adam Steiglitz	Near Sandhurst	Unknown	2 17 3	0 18 0	1 19 3	...	Died May, 1861	
	154	William Pritchard Williams	Near Sandhurst	Unknown	3 11 6	1 9 0	2 2 6	...	Died January, 1861	
	155	G. A. Thompson	Inglewood ...	England	385 0 1	80 1 9	304 18 4	8th November, 1860	Died 16th July, 1860	
	156	Walter Steinberger	Inglewood ...	England	24 14 9	24 14 9	...	18th October, 1860	Died 20th June, 1860	
	157	John C. Hooper	Maryborough ...	England	38 4 0	12 19 11	25 4 1	25th October, 1860	Died 20th April, 1860	
	158	Absalom Gomm	Belfast ...	Unknown	29 5 0	27 2 9	2 2 3	...	Died 10th June, 1855	
	159	John Mitchell	Warrnambool ...	Orkney, England	...	8 16 0	0 9 9	8 6 3	...	Died 14th September, 1858	
	160	William Kearns	Wangoom ...	Unknown	7 10 0	0 8 6	7 1 6	...	Died 18th April, 1855	
	161	Matthew Gallagher	Geelong ...	Unknown	10 17 0	1 5 6	9 11 6	...	Died 22nd March, 1855	
	162	Mrs. McFarlane ...	Female	...	North Melbourne	England	6 14 6	0 17 2	5 17 4	...		
	163	John Bishop ...	Male	...	Melbourne ...	Colony of Victoria	...	29 6 0	29 6 0	...	18th October, 1860	Died 6th July, 1855	
	164	Michael Fury	Benalla ...	Ireland	30 5 0	30 5 0	...	22nd November, 1860	Died 8th December, 1859	
	165	Giovani Guncevich	Inglewood ...	Italy	1 1 6	0 8 9	0 12 9	5th October, 1860 ...	Died 8th February, 1860	
	166	John Whitehead	Carlsruhe ...	Ireland	0 0 10	...	0 0 10	...	Died 7th May, 1860	
	167	Robert Ferguson	Ballaarat ...	Scotland	25 17 9	25 17 9	...	18th October, 1860	Died 25th June, 1860	
	168	Henry A. Heck	Yan Yeau ...	Unknown	54 8 9	39 8 7	15 0 2	18th October, 1860	Died 9th March, 1860	
	169	Hugh Hy. Harris	Indigo ...	Unknown	100 0 0	5 0 0	95 0 0	...	Died 9th February, 1860	
	170	John Shippey	Melbourne ...	Unknown	54 0 0	21 8 0	32 12 0	5th October, 1860 ...	Died 5th September, 1860	
	171	Patrick Morgan	None	0 0 6	...	0 0 6	...		

INTESTATE ESTATES.

RETURN of the Names, Residences, &c., of persons dying Intestate in the Colony of Victoria, whose Estates have been collected by the Curator of Intestate Estates during the Year 1861—continued.

No.	Name of Deceased.	Sex.	Colonial Residence.	Supposed British or Foreign Residence of Family.	Moneys received.	Payments made.	Paid into the Treasury and Bank of Victoria.	Order.	Remarks.
					£ s. d.	£ s. d.	£ s. d.		
172	H. H. H. Hautzch ...	Male	None ...	Dresden ...	1 6 3	1 6 3	...	18th April, 1861 ...	Died on board ship <i>Anglesey</i> , from London, 26th June, 1860
173	John Sangster ...	"	Korong ...	Unknown ...	24 19 3	24 9 1	0 10 2	5th October, 1860 ...	Died 2nd January, 1859
174	William Rittie ...	"	Ballaarat ...	England ...	159 6 2	10 12 0	148 14 2	18th October, 1860	Died 28th April, 1860
175	Alexander Anderson ...	"	Mansfield ...	Unknown ...	46 10 5	4 9 10	42 0 7	18th October, 1860	Died 28th December, 1859
176	Thomas Logan ...	"	Black Forest ...	Ireland ...	79 11 7	79 11 7	...	25th October, 1860	Died 30th November, 1859
177	Michael Gaynor ...	"	Melbourne ...	Ireland ...	59 10 5	3 13 8	55 16 9	5th October, 1860 ...	Died 5th April, 1860
178	H. H. H. Hautzch ...	"	None ...	Dresden ...	49 19 5	49 19 5	...	18th April, 1861 ...	Died on board ship <i>Anglesey</i> , from London, 26th June, 1860
179	John Islop ...	"	Melbourne ...	England ...	26 5 3	3 4 6	23 0 9	30th May, 1861 ...	Died 15th November, 1860
180	John Shannon ...	"	Chinaman's Flat ...	Ireland ...	155 0 0	155 0 0	...	28th February, 1861	Died 2nd November, 1860
181	T. O'Halloran ...	"	Gisborne ...	Unknown ...	0 19 6	0 19 6
182	William Russell ...	"	Queenscliff	0 7 0	0 2 2	0 4 10	...	Found hung at Queenscliff 1st August, 1860
183	Neil Peter Christian Lindskor ...	"	Sandhurst	3 17 6	3 17 6	Died November, 1860
184	John Shaw ...	"	Melbourne ...	England ...	3 5 6	1 8 4	1 17 2	...	Died 4th March, 1860
185	John Davison ...	"	Puebla	37 12 6	37 12 6	...	18th July, 1861 ...	Died 24th June, 1861
186	James Murray ...	"	Pitfield	120 16 3	23 6 5	97 9 10	27th August, 1861	Died between 11th and 12th June, 1861
187	Michael Cassidy ...	"	Clydesdale ...	Ireland ...	26 0 0	15 14 0	10 6 0	24th October, 1861	...
188	George Finch ...	"	Buninyong	8 10 0	6 0 6	2 9 6	11th July, 1861 ...	Died 23rd April, 1861
189	James Milne ...	"	Carngham	9 15 0	5 4 11	4 10 1	11th July, 1861 ...	Died 21st July, 1861
190	Samuel Bagg ...	"	Ballaarat	197 8 8	49 5 0	148 3 8	11th July, 1861 ...	Died 24th June, 1861
191	James Fegan ...	"	Melbourne ...	Ireland ...	58 0 0	58 0 0	...	11th July, 1861 ...	Died in Yarra Bend Lunatic Asylum, 21st June, 1861
192	William Fearnall Sheffield ...	"	Buninyong	210 2 4	21 0 2	189 2 2	18th July, 1861 ...	Died 17th May, 1861
193	Unknown ...	"	St. Kilda	0 14 0	0 1 9	0 12 3	...	Found drowned, Feb., 1859
194	Abraham Sharpe ...	"	Footscray	2 2 0	0 5 8	1 16 4	...	Died September, 1859
195	Antoine Richards ...	"	Mount Alexander ...	Bordeaux ...	3 10 0	0 8 6	3 1 6	...	Died 1st August, 1853
196	Frederick Braine ...	"	Castlemaine	3 1 0	0 7 7	2 13 5	...	Died 21st July, 1854
197	John Dunn ...	"	Castlemaine ...	England ...	33 15 10	5 12 2	28 3 8	31st October, 1861	Died 19th October, 1861
198	James Cosgrove ...	"	Bacchus Marsh	0 5 0	0 0 9	0 4 3	...	Died 4th December, 1860
199	J. B. Spencer ...	"	Melbourne	2 0 6	0 5 0	1 15 6	...	Died 21st February, 1860
200	Thomas Hughes ...	"	Gisborne	12 18 6	12 13 6	0 5 0
201	Alexander H. Thompson ...	"	Epsom ...	Sydney ...	5 4 6	0 13 9	4 10 9	...	Died 28th January, 1858
202	Henry Eeler Fetter ...	"	Carisbrook	3 0 0	0 7 6	2 12 6	...	Died 24th August, 1859
203	John Thomas ...	"	Sandhurst	0 12 0	0 1 7	0 10 5	...	Died 12th October, 1859
204	James Squires ...	"	Ballaarat	2 12 0	0 5 8	2 6 4	...	Died 8th December, 1858
205	Ernest Woolf ...	"	Hawthorn	0 2 4	0 0 2	0 2 2	...	Died 23rd July, 1861
206	George Gill ...	"	Sandy Creek	1 0 0	0 3 0	0 17 0	...	Died 27th May, 1859
207	Thomas Logan ...	"	Black Forest ...	Ireland ...	0 13 0	0 13 0	...	25th October, 1861	...

208.	Alexander P. Guild	...	Melbourne	0 15 0	0 2 6	0 12 6	Died 5th April, 1855
209.	David Hogg	...	Amherst	4 5 0	0 10 3	3 14 9	Died 29th January, 1858
210.	W. B. McCrossen	...	Richmond	...	Glasgow	1 1 0	0 4 4	0 16 8	Died 20th September, 1859
211.	John Sanderson	...	Northcote	7 2 10	0-14 8	6 8 2	Died 26th July, 1861
212.	Charles Bradley	...	Geelong	0 9 0	0 3 8	0 5 4	Died 18th February, 1861
213.	Walter Ling	...	Fryer's Creek	0 15 0	0 1 9	0 13 3	Died 11th May, 1853
214.	Patrick O'Leary	...	Melbourne	0 17 0	0 1 10	0 15 2	Died 21st October, 1858
215.	John Thomson	...	Melbourne	...	Scotland	63 0 0	63 0 0	...	11th July, 1861	Died 26th August, 1857
216.	John O'Keefe	...	Indigo	15 0 0	5 15 0	9 5 0	Died 24th June, 1861
217.	William Parsons	...	Warrnambool	2 10 0	0 4 9	2 5 3	Died 25th May, 1860
218.	William Cardwell	...	None	...	Liverpool	0 11 1	0 11 1	Died on board <i>Great Britain</i> s.s., from Liverpool, 6th April, 1861
219.	William Davidson	...	None	...	Scotland	34 3 9	9 14 3	24 9 6	Died on board <i>Queen of the Mersey</i> , from Liverpool, 5th June, 1861
220.	Samuel Kent	...	None	...	Ireland	9 19 3	0 10 0	9 9 3	Died on board <i>Queen of the Mersey</i> , from Liverpool, 17th June, 1861
221.	Jacob Mendleson	...	None	...	Germany	2 14 6	2 14 6	Died on board <i>Prince Consort</i> , from London, 26th June, 1861
222.	Patrick Barry	...	Gipps Land	18 15 7	0 18 9	17 16 10	Died 6th May, 1861
223.	George Stephenson	...	Blackwood	4 8 4	4 5 4	0 3 0	Died 23rd May, 1861
224.	William Givan	...	Wedderburne	126 6 6	92 9 2	33 17 4	25th July, 1861	Died 6th July, 1861
225.	James Chapman	...	Ballaarat	1 10 0	1 10 0	Died 26th June, 1861
226.	James Lawton	...	Melbourne	3 15 0	2 16 3	0 18 9	Died 30th May, 1861
227.	— Williams	...	Meredith	6 5 0	6 5 0	Died 16th September, 1857
228.	John Baylis	...	Melton	27 19 7	10 18 11	17 0 8	22nd August, 1861	Died 9th August, 1861
229.	Juhus Fuhrman	...	Melbourne	...	Germany	3 9 0	0 9 6	2 19 6	Died 20th August, 1861; committed suicide
230.	Unknown	...	Kingower	0 3 6	0 3 6	Died 23rd August, 1861
231.	George McJudure	...	Four-mile Flat, near Inglewood	0 1 0	0 0 5	0 0 7	Died 3rd September, 1860
232.	William Field	...	Prahran	16 9 6	7 13 0	8 16 6	22nd August, 1861	Died 27th October, 1859
233.	Samuel Congalton	...	Melbourne	...	England	574 14 0	126 12 6	448 1 6	22nd August, 1861	Died 4th August, 1861
234.	John Ross	...	Redbank	82 4 0	19 18 7	62 5 5	8th August, 1861	Died 7th July, 1861
235.	George Carter	...	Ballaarat	76 16 11	45 5 6	34 11 5	8th August, 1861	Died 1st August, 1861
236.	Antonio Gentili	...	Hepburn	...	Italy	165 14 0	52 0 4	113 13 8	22nd August, 1861	Died 16th July, 1861
237.	Richard Jones	...	Sebastopol	613 1 6	130 14 0	482 7 6	22nd August, 1861	Died 15th August, 1861
238.	John Williamson	...	Morse's Creek	...	Rosshire, Scotland	432 12 0	94 18 3	337 13 9	28th August, 1861	Died 3rd August, 1861
239.	Henry Poole	...	Buckland	...	London	150 4 6	29 4 10	120 19 8	10th October, 1861	Died 2nd August, 1861
240.	Patrick Boland	...	Kilmore	...	Melbourne or Colony of Victoria	4 0 0	4 0 0	Died August, 1861
241.	James Kitchen	...	Blackwood	37 5 8	14 5 10	22 19 10	Died 29th May, 1861
242.	Michael Gaffney	...	Snapper Point	2 17 0	0 2 10	2 12 2	Died 24th August, 1861; found drowned
243.	William Rodnell	...	Glenorchy	0 8 8	0 3 6	0 5 2	Died 31st July, 1861
244.	Forrest Hay	...	Melbourne	...	Edinburgh	8,374 18 2	5,395 0 0	2,979 18 2	12th September, 1861	Died 11th September, 1861
245.	Unknown	0 8 7	0 3 5	0 5 2	Died 11th September, 1861; drowned in Yarra River
246.	— Cooper	...	Melbourne	1 4 6	0 1 3	1 3 3	Died 13th September, 1861
247.	John Hernan	...	Melbourne	0 1 10	0 0 1	0 1 9	Died 21st September, 1861
248.	Fredk. Ross, alias Hy. Smith	Prussia	5 4 0	3 15 2	1 8 10	Died 26th September, 1861; drowned in Yarra River

INTESTATE ESTATES.

RETURN of the Names, Residences, &c., of persons dying Intestate in the Colony of Victoria, whose Estates have been collected by the Curator of Intestate Estates during the Year 1861—*continued.*

No.	Name of Deceased.	Sex.	Colonial Residence.	Supposed British or Foreign Residence of Family.	Moneys received.	Payments made.	Paid into the Treasury and Bank of Victoria.	Order.	Remarks.
					£ s. d.	£ s. d.	£ s. d.		
249	William Goven	Male	Whroo, near Heathcote	9 10 0	5 19 3	3 10 9	...	Died September, 1861
250	David Pratt	"	Ballaarat	23 0 0	11 9 6	11 10 6	...	Died September, 1861
251	Hans J. Hansen	"	None	Germany	1 9 0	0 1 6	1 7 6	...	Died 12th August, 1861, on board ship <i>Empress of the Seas</i>
252	Henry Tucker	"	None	Wales	12 14 9	0 12 9	12 2 0	...	Died 6th August, 1861, on board ship <i>Empress of the Seas</i>
253	Daniel Hinworth	"	Carisbrook	32 14 0	1 12 8	31 1 4	...	Died 16th July, 1861
254	Edmond Albans de Legarde	"	Melbourne	England	1,359 8 9	927 7 7	432 1 2	4th July, 1861	Died 28th May, 1861
255	Cuthbert Rowell	"	Rutherglen	39 18 0	7 16 2	32 1 10	26th September, 1861	Died 14th July, 1861
256	Richd. Goodman Roberts ...	"	Glenalbyn	60 10 0	15 1 9	45 8 3	26th September, 1861	Died 26th April, 1861
257	Eliza Tyler	Female	Keilor	Melbourne	32 16 0	24 12 9	8 3 3	...	Died 23rd September, 1861
258	Williams Thos. Jenkins ...	Male	Chiltern	80 0 0	15 5 8	64 14 4	10th October, 1861...	Died 27th June, 1861
259	James Henry Smith	"	Bolinda, Lancefield ...	Colony of Victoria ...	56 18 1	26 8 10	30 9 3	10th October, 1861...	Died 20th August, 1861
260	Samuel Lawrence	"	Bullarook	7 19 6	7 10 2	0 9 4	10th October, 1861...	Died 14th September, 1861
261	Anthony Greaney	"	Inglewood	135 0 0	23 16 4	111 3 8	10th October, 1861...	Died 7th October, 1861
262	John King	"	Ballaarat	21 14 2	12 11 9	9 2 5	10th October, 1861...	Died 23rd September, 1861
263	Henry Mills	"	Geelong	16 5 0	2 19 11	13 5 1	...	Died September, 1861
264	Charles Canavan	"	Campbellfield	1 5 0	0 6 3	0 18 9	...	
265	Thomas Donnelly	"	W Creek	2 8 6	0 3 6	2 5 0	...	Died September, 1861
266	William Orr	"	Redbank	0 1 0	0 0 1	0 0 11	...	Died date unknown
267	Unknown	"	Near Goulburn	0 1 9	0 0 1	0 1 8	...	Drowned in a creek near Goulburn River
268	William R. Donaldson	"	Melbourne	Edinburgh	13 15 6	1 14 9	12 0 9	...	
269	James Arnott	"	Danolly	0 11 4	4 16 8	
270	Edwd. Aikman	"	Melbourne	England	58 17 4	54 4 8	4 12 8	17th October, 1861...	Died 11th October, 1861
271	William Soutar	"	Melbourne	Leith, England	32 6 4	20 13 4	11 13 0	22nd August, 1861...	Died 9th August, 1861
272	Joseph Lyne	"	Mansfield	404 16 0	326 8 5	78 7 7	17th October, 1861...	Died 21st June, 1861
273	Patrick Kennedy	"	Melbourne	Ireland	651 15 11	638 13 6	13 2 5	11th July, 1861 ...	Died 6th July, 1861
274	John Watson	"	Dunolly	5 3 3	1 4 9	3 18 6	17th October, 1861...	Died 12th September, 1861
275	Patrick Comynn	"	Campbellfield...	20 0 0	9 14 0	10 6 0	24th October, 1861...	Died 10th October, 1861
276	David Evans	"	Lucky Woman's Ballaarat	England	86 0 0	38 9 0	47 11 0	24th October, 1861...	Died 14th October, 1861
277	Francis Thompson	"	Blackwood	20 0 0	3 7 8	16 12 4	24th October, 1861...	Died 28th September, 1861
278	Joseph Reynolds	"	Collingwood	10 5 4	6 19 8	3 5 8	24th October, 1861...	Died 19th October, 1861
279	Evan Thomas	"	Ballaarat	3 10 0	5 0 9	Died 6th October, 1861
280	Mathew Haggerty	"	Tabilk	7 7 0	6 0 0	1 7 0	...	Died 20th August, 1861
281	William Craig	"	Melbourne	148 5 9	21 0 3	127 5 6	31st October, 1861...	Died 27th October, 1861 ; drowned in Yarra River
282	Archibald McDougall	"	Melbourne	0 5 6	0 0 3	0 5 3	...	Died 29th October, 1861
283	Henry Wm. Smith	"	Wimmera	4 17 6	0 4 11	4 12 7	...	Died 10th October, 1861
284	Bernard O'Neil	"	Sunbury	0 0 7	0 0 1	0 0 6	...	Died 11th October, 1861
285	Unknown	"	Melbourne	0 11 8	0 0 7	0 11 1	...	Died 1st November, 1861

No. 9, 4b.	286	John Spence	"	Carisbrook	0 5 0	0 0 3	0 4 9	Died 12th August, 1861	
	287	Joseph Steadman	"	Crowlands	34 17 6	14 1 11	20 15 7	Died 16th August, 1861	
	288	Michael Hickey	"	None	Tipperary, Ireland	...	13 13 6	0 13 8	12 19 10	Died 9th September, 1861, passenger from Liverpool per ship <i>Prince of the Seas</i>	
	289	Edmund <i>alias</i> Edwd. Milnes	"	Brighton	England	...	45 0 0	22 2 4	22 17 8	28th November, 1861	Died 2nd November, 1861	
	290	Patrick Rooney	"	Ballaarat	82 1 0	30 0 0	52 1 0	31st October, 1861	Died 24th October, 1861	
	291	John Brown	"	Tarnagulla	2 10 3	0 0 6	0 9 9	
	292	William Brown, or Wagner	"	Melbourne	Unknown	...	1 5 11	0 1 3	1 4 8	Found drowned in Yarra River 22nd November, 1861	
	293	Joseph Irvine	"	4 19 3	4 9 0	0 10 3	
	294	Thos. Myres	"	Maryborough	14 3 6	3 10 11	10 12 7	28th November, 1861	Died 17th October, 1861
	295	Vincenzo Perino	"	Old Inglewood	15 0 0	11 7 2	3 12 10	28th November, 1861	Died 8th November, 1861
296	Giacomo Perini	"	Inglewood	37 15 0	11 3 9	26 11 3	19th December, 1861	Died 6th November, 1861	
297	Mary Hickinbotham	Female	Melbourne	Melbourne	...	6 16 0	1 2 9	5 13 3	28th November, 1861	Died 15th April, 1861, in Yarra Bend Lunatic Asylum	
298	Louisa Despard	"	Williamstown	22 7 9	22 7 9	...	28th November, 1861	Died 26th July, 1861	
299	Henry Levers	Male	Havelock flat Maryboro'	323 18 0	47 10 4	276 10 8	28th November, 1861	Died 11th October, 1861	
300	William Dryce	"	5 9 0	0 9 0	5 0 0		
301	Henrich Briese	"	Buckland	102 7 8	13 17 7	88 10 1	28th November, 1861	Died 14th October, 1861	
302	Unknown	"	Footscray	0 17 3	0 0 11	0 16 4	Found drowned in a waterhole, 22nd November, 1861	
303	Thomas Venables... ..	"	Melbourne	0 2 4	0 0 2	0 2 2	Found drowned in Yarra River, 12th December, 1861	
304	Cornelius S. Shedly	"	Melbourne	Melbourne and America	...	104 0 0	104 0 0	104 0 0	Died 11th December, 1861	
305	Douglas Bain	"	Prahran	6 3 6	6 3 6	...	30th May, 1861	Died 13th April, 1861	
306	Julian Royall	"	Ballaarat	25 10 0	18 8 1	7 1 11	Died 1st April, 1861	
307	Joseph Bruce	"	Smythesdale	County Durham, England	...	30 2 6	15 16 8	14 5 10	18th April, 1861	Died 16th March, 1861	
308	Arthur Farquhar	"	Dunolly	1 1 0	6 11 5	Died 28th July, 1861	
309	William Hilton	"	Windsor	England	...	5 13 0	0 18 3	4 14 9	
310	Adam Steiglitz	"	Sandhurst	0 16 6	0 4 4	0 12 2	Died May, 1861	
311	William Ryan	"	Indigo	Melbourne	...	3 7 0	3 7 0	...	18th July, 1861	Died 24th June, 1861	
312	F. McElhone	"	Ballaarat	2 18 0	16 15 1	...	5th October, 1860	Died 15th September, 1860	
313	Luppe de Young	"	Sandhurst	1 16 0	0 8 9	1 7 3	Died 23rd February, 1861	
314	George Reid	"	Geelong	11 17 6	74 2 11	Died 18th May, 1861	
315	Walter Knox	"	Melbourne	0 6 6	0 6 6	...	7th February, 1861	Died 28th November, 1861	
316	Joseph Shepcott	"	Melbourne	1 7 6	0 3 2	1 4 4	Died May, 1861	
317	George Godden	"	Melbourne	0 14 0	0 13 1	0 0 11	Died 25th February, 1861	
318	John Rodgers	"	Melbourne	0 9 0	0 1 2	0 7 10	Died 16th February, 1860	
319	Thomas F. Williams	"	Melbourne	0 7 6	0 0 11	0 6 7	Died about December, 1860 ; drowned in the Yarra	
320	Henry Magoveny	"	Ballaarat	1 17 6	0 5 3	1 12 3	8th November, 1860	Died 22nd October, 1860	
321	William Colstone	"	Glenorchy	0 4 0	1 16 1	Died 13th April, 1860	
322	Ah Tie	"	Melbourne	China	...	5 0 0	0 12 6	4 7 6	
323	George Barton	"	Dandenong	2 2 6	0 7 3	1 15 3	18th October, 1860	Died 12th October, 1860	
324	Stewart J. Adams	"	Amherst	0 16 0	0 3 0	0 13 0	Died 18th November, 1859	
325	J. Roberts	"	Sandhurst	1 8 0	78 7 4	...	28th February, 1861	Died 16th February, 1861	
326	Thomas Forrest	"	Bacchus Marsh	Ireland	...	2 15 0	0 7 0	2 8 0	Died 7th March, 1860	
327	Benjamin Standring	"	221 11 0	152 5 5	39 5 7	11th April, 1861	Died 15th December, 1860	
328	J. McLeod Wallace	"	Ballaarat	Scotland	...	3 10 0	327 12 9	...	10th January, 1861	Died 27th November, 1860	
329	Hugh Kerr	"	Ballaarat	84 11 0	67 9 4	17 1 8	22nd November, 1860	Died 16th October, 1860	
330	C. C. Wood	"	Carngham	288 8 0	86 16 3	201 11 9	18th April, 1861	Died 21st March, 1861	

INTESTATE ESTATES.

RETURN of the Names, Residences, &c., of persons dying Intestate in the Colony of Victoria, whose Estates have been collected by the Curator of Intestate Estates during the Year 1861—*continued.*

No.	Name of Deceased.	Sex.	Colonial Residence.	Supposed British or Foreign Residence of Family.	Moneys received.	Payments made.	Paid into the Treasury and Bank of Victoria.	Order.	Remarks.
					£ s. d.	£ s. d.	£ s. d.		
331	Angus McAllister...	Male	Carngham	295 0 0	85 12 7	209 7 5	18th April, 1861 ...	Died 21st March 1861
332	Martin Estote ...	"	Carngham	135 0 0	50 17 7	84 2 5	18th April, 1861 ...	Died 21st March, 1861
333	Frederick Rout ...	"	Inglewood	0 16 0	0 10 2	0 5 10	...	Died 3rd November, 1860
334	Thomas Fawcett ...	"	Chinaman's Flat	30 10 0	7 2 8	23 7 4	13th June, 1861 ...	Died 1st June, 1860
335	Morgan D. Williams ...	"	Tarnagulla ...	Victoria ...	94 12 0	63 12 0	31 0 0	6th June, 1861 ...	Died 14th January, 1861
336	Mrs. McFarlane ...	Female	Melbourne ...	England ...	5 2 0	0 5 1	4 16 11
337	John Cock ...	Male	Wedderburne...	84 17 6	119 19 8	...	14th February, 1861	Died 5th February, 1861
338	John Carkeek ...	"	Beechworth	32 8 3	9 2 4	23 5 11	13th June, 1861	...
339	George Warde ...	"	Sandhurst	55 0 0	7 1 2	47 18 10	7th February, 1861	Died 10th September, 1860
340	Samuel Kean ...	"	Sandhurst	6 2 6	9 9 2	Died 1st April, 1859
341	John Mitchell ...	"	Warrnambool	9 7 0	9 7 0	Died 14th September, 1858
342	William Kearne ...	"	Wangoom	7 10 0	1 1 9	6 8 3	...	Died 18th April, 1855
343	John Webster ...	"	Castlemaine	4 0 0	0 4 0	3 16 0	...	Died 13th May, 1861
					27128 1 10	14291 3 5	13400 17 0		

GEORGE SHOVELBOTTOM,

Curator of the Estates of Deceased Persons, 74, Chancery lane, Melbourne.

CONVICTIONS.

SUMMARY of the Number of Convictions for Felonies and Misdemeanors in the Supreme and Circuit Courts of the Colony of Victoria during the Year 1861.

Where Tried.	Felonies.		Total Number of Felonies.	Misdemeanors.	Total Number of Convictions.
	Offences against the Person.	Offences against Property.			
Melbourne	38	88	126	36	162
Geelong	17	10	27	5	32
Ballaarat	15	43	58	15	73
Castlemaine	10	31	41	8	49
Sandhurst	14	34	48	15	63
Portland	5	2	7	1	8
Beechworth	3	27	30	8	38
Ararat	5	4	9	8	17
Maryborough	4	8	12	8	20
	111	247	358	104	462

WILLIAM HENRY ARCHER, Registrar-General.

FELONIES.

RETURN of the Number of Convictions for Felonies in the Supreme and Circuit Courts of the Colony of Victoria during the Year 1861.

Name of the Offence.	Where Tried.									Total.
	Melbourne.	Geelong.	Ballaarat.	Castlemaine.	Sandhurst.	Portland.	Beechworth.	Ararat.	Maryborough.	
FELONIES.										
Murder	3	1	...	1	1	...	1	7
Manslaughter	6	3	2	1	3	4	1	20
Rape	2	1	3
Robbery	1	3	3	7
Robbery in Company	11	7	6	6	3	...	33
Robbery being Armed	1	...	1
Wounding with intent to do grievous Bodily Harm	4	...	2	2	2	2	12
Shooting with intent to do grievous Bodily Harm	2	2
Stealing from the Person	11	3	5	...	4	...	2	1	...	26
Larceny	30	2	17	6	10	...	9	...	3	77
Horse Stealing	5	2	4	7	6	...	5	29
Cattle Stealing	2	...	1	...	4	7
Sheep Stealing	1	1	...	2
Embezzlement	2	...	1	1	2	6
Housebreaking	4	2	3	2	11
Burglary	6	...	2	...	1	...	2	1	...	12
Stealing in a Dwelling-house	9	...	9	8	2	...	3	31
Breaking and Stealing in a Counting-house	1	1
Stealing in a Warehouse	2	2
Arson	1	1	2
Receiving	18	3	7	6	8	...	5	1	...	48
Forgery	2	1	2	1	6
Uttering	8	1	1	1	1	1	...	13
Total Felonies	126	27	58	41	48	7	30	9	12	358

JOHN A. PORTER, Prothonotary.

MISDEMEANORS.

RETURN of the Number of Convictions for Misdemeanors in the Supreme and Circuit Courts of the Colony of Victoria during the Year 1861.

Name of the Offence.	Where Tried.									Total.
	Melbourne.	Geelong.	Ballaarat.	Castlemaine.	Sandhurst.	Portland.	Beechworth.	Ararat.	Maryborough.	
MISDEMEANORS.										
Common Assault	1	1	...	2	5	...	1	1	...	11
Assault with intent to commit Sodomy ...	1	1
Assault with intent to commit a Rape	1	1	...	2
Assault with intent to carnally abuse a Child	1	1	2
Indecent Assault	2	1	3
Assault with intent to do Bodily Harm	1	1
Perjury	2	1	4	...	1	2	1	11
Escape from Custody	1	1
Obtaining Money under False Pretences ...	4	...	1	1	1	...	1	8
Obtaining Goods under False Pretences	2	1	3
Assault with intent to Rob	1	1
Assault and Battery	4	...	1	5
Concealing the Birth of her Child	1	1
Attempt to commit a Felony	4	...	3	1	1	1	...	10
Unlawfully Wounding	7	2	1	3	13
Concealing Gold (21 Vic., No. 32, s. 10)	1	1
Fraudulent Insolvency	2	...	1	3
Counterfeiting Coin	1	...	1
Abduction	1	...	1
Illegally marrying a Minor	1	...	1
Aggravated Assault	1	...	1	2
Unlawfully using Cattle	1	1
Assault with intent to prevent lawful Apprehension	1	1
Fraudulently taking a Letter from a Postmaster	1	1
Maliciously Cutting and Wounding	2	1	...	1	1	5
Unlawfully using a Horse	2	...	1	3
Rescuing Cattle	1	1
Conspiracy	3	...	4	7
Throwing Corrosive Fluid with intent to Burn ...	1	1
Personation	1	1
Maliciously inflicting grievous Bodily Harm	1	1
Total Misdemeanors	36	5	15	8	15	1	8	8	8	104

JOHN A. PORTER,
Prothonotary

GAOLS AND PRISONERS.

SUMMARY of Gaols and Prisoners in the Colony of Victoria for the Year 1861.

Number of Prisons.	Number of Prisoners the Prisons are capable of containing in separate cells.	Number of Prisoners the Prisons are capable of containing where more than one sleeps in a cell.	Number of Prisoners in confinement on the 29th September, 1861.				Greatest number of Prisoners in confinement at any one time during the Year.	Number of Prisoners received during the Year.	Number of Prisoners who have been committed before.				Number of Prisoners employed during the Year.	Number of Punishments during the year for offences committed within the prisons.	Number of cases of sickness in Gaols during the Year.	Number of deaths in Gaols during the Year.
			Felonies	Misdemeanors	Debt.	Total.			Once.	Twice.	Three times or more.	Total.				
12	466	1,324	293	342	39	674	1,008	10,254	1,392	551	989	2,932	3,703	155	2,101	24

RETURN of the Gaols and Houses of Correction, and of the Number of Prisoners confined therein for the Year ending 31st December, 1861.

Name of the Prison, and where situated.	Number of Prisoners the Prison is capable of containing in separate cells.	Number of Prisoners the Prison is capable of containing where more than one prisoner sleeps in one cell.	Number of Prisoners in Confinement at Michaelmas, 1861.																			
			For Felonies.								For Misdemeanors.								For Debt.			
			Tried.				Untried.				Tried.				Untried.				Whites.		Blacks or Colored Persons.	
			Whites.		Blacks or Colored Persons.		Whites.		Blacks or Colored Persons.		Whites.		Blacks or Colored Persons.		Whites.		Blacks or Colored Persons.		Whites.	Blacks or Colored Persons.		
			M.	F.	M.	F.	M.	F.	M.	F.	M.	F.	M.	F.	M.	F.	M.	F.	M.	F.		
Ararat Gaol ...	28	56	
Ballaarat Gaol	100	9	...	2	...	5	...	1	...	4	5	3	...	3	...	1	...	5	
Beechworth Gaol ...	70	80	18	4	20	...	11	...	5	4	2	...	2	...	3	...	1	
Castlemaine Gaol ...	57	171	9	...	3	...	22	3	18	...	1	...	1	...	11	...	2	
Geelong { North Gaol ...	100	305	6	3	53	3	
Geelong { South Gaol ...	8	40	16	
Kilmore Gaol ...	9	30	5	4	2	
Maryborough Gaol ...	42	126	9	1	5	...	2	5	3	4	1	
Melbourne { Main Gaol ...	80	162	118	1	11	54	2	3	...	20	8	
Melbourne { Western Gaol ...	3	120	5	15	1	25	31	
Portland Gaol ...	12	44	1	1	...	5	...	4	...	1	1	
Sandhurst Gaol ...	57	90	5	2	8	2	15	2	8	...	13	4	4	...	4	
Total ...	466	1,324	176	23	27	...	50	3	14	...	186	68	37	...	39	4	8	...	36	...	3	

NOTE.—The Colored Persons referred to in this Return are principally Chinese.

GAOLS AND PRISONERS.

RETURN of the Gaols and Houses of Correction, and of the Number of Prisoners confined therein, for the Year ended 31st December, 1861—continued.

Name of the Prison, and where situated.	Total Number of Prisoners in Confinement at Michaelmas, 1861.				Greatest Number of Prisoners in Confinement at any one time in the Year.				Total Number of Prisoners committed in the course of the Year.								Number of Prisoners who have been committed before.						
									Whites.				Blacks or Colored Persons:										
	Whites.		Blacks or Colored Persons.		Whites.		Blacks or Colored Persons.		Number under 18 years of age.		Number who cannot read.		Number under 18 years of age.		Number who cannot read.		Once.		Twice.		Three Times or more.		
	M.	F.	M.	F.	M.	F.	M.	F.	M.	F.	M.	F.	M.	F.	M.	F.	M.	F.	M.	F.	M.	F.	
Ararat Gaol	21	4	4	...	1	...	5	1	
Ballaarat Gaol	26	5	7	...	61	15	14	1	39	16	170	64	25	9	13	8	9	6	
Beechworth Gaol	34	8	28	...	38	7	71	...	3	5	28	3	4	...	35	...	42	7	8	3	6	8	
Castlemaine Gaol	43	3	24	...	69	12	16	...	12	10	163	42	1	...	227	...	147	24	50	6	27	22	
Geelong {	North Gaol	65	85	15	...	157	41	...	18	...	7	...	
	South Gaol	16	30	3	...	38	20	...	12	...	9	
Kilmore Gaol	9	2	22	2	1	...	3	1	49	5	18	...	5	...	1	1	
Maryborough Gaol	17	4	9	...	26	6	17	...	2	1	11	9	33	...	12	3	3	1	...	2	
Melbourne {	Main Gaol	211	3	3	...	258	2	5	...	91	...	366	4	119	...	788	3	234	4	228	1
	Western Gaol	30	47	36	78	11	98	50	352	27	197	5	142	21	607
Portland Gaol	7	...	6	...	15	1	8	...	1	...	15	3	10	...	13	...	11	...	11	...	
Sandhurst Gaol	45	10	12	...	64	10	9	...	18	9	3	5	16	...	16	...	12	4	18	10	9	14	
Total	487	98	89	...	695	167	145	1	196	143	1,017	526	21	...	440	...	1,125	267	365	186	319	670	

NOTE.—The Colored Persons referred to in this Return are principally Chinese.

GAOLS AND PRISONERS.

RETURN of the Gaols and Houses of Correction, and of the Number of Prisoners confined therein, for the Year ended 31st December, 1861—*continued.*

Name of the Prison, and where situated.	Number of Prisoners employed in the course of the Year.								Punishment for Offences within the Prison during the Year.								Cases of Sickness.								Deaths during the Year.			
	At Hard Labor in the Prison.		At Hard Labor out of the Prison.		At Employments not Hard Labor.		Not Employed.		Whipping.		Irons.		Solitary Con- finement.		Other Punish- ments.		Greatest Number of Sick at one time.		Total Cases of Sickness during the Year.				Whites.		Blacks or Colored Persons.			
	M.	F.	M.	F.	M.	F.	M.	F.	M.	F.	M.	F.	M.	F.	M.	F.	M.	F.	M.	F.	M.	F.	M.	F.	M.	F.	M.	F.
Ararat Gaol	18	6	6	14	1	3	1	1	...	9	1	2
Ballaarat Gaol	68	100	150	883	175	2	...	1	...	4	1	93	30	
Beechworth Gaol	...	21	84	...	72	22	349	19	23	4	1	...	7	4	3	...	74	18	18	2	...
Castlemaine Gaol	207	6	897	138	36	12	5	3	6	1	3	...	190	13	49	2	...
Geelong	North Gaol	128	...	26	...	24	...	331	8	...	3
	South Gaol	17	...	117
Kilmore Gaol	12	3	158	3	2	25	1
Maryborough Gaol	22	5	8	104	12	14	...	1	1	1	...	8	6	6	1
Melbourne	Main Gaol	1,595	10	27	...	11	...	2,018	11	...	3	...	25	559	...	5	...	4	...	1	...
	Western Gaol	30	61	103	341	1,252	11	1	1	17	21	275	504	9	3
Portland Gaol	18	...	8	...	19	...	56	3	4	...	3	...	4	...	2	...	40	...	8
Sandhurst Gaol	238	40	326	...	176	36	309	33	5	4	10	4	2	...	109	30	29	...	1
Total	2,324	238	621	...	325	195	5,460	1,753	89	31	31	4	79	33	12	...	1,382	602	117	...	15	4	5	...

NOTE.—The Colored Persons referred to in this Return are principally Chinese.

WILLIAM HENRY ARCHER,
Registrar-General.

PENAL ESTABLISHMENTS AND HULKS.

SUMMARY of Penal Establishments and Hulks in the Colony of Victoria for the Year 1861.

Number of Penal Establishments.	Number of Prisoners the Penal Establishments are capable of containing in separate cells.	Number of Prisoners the Penal Establishments are capable of containing where more than one sleeps in a cell.	Number of Prisoners in Confinement on 31st December, 1861.			Greatest Number of Prisoners in Confinement at any one time during the Year.	Number of Prisoners received in the course of the Year.	Number of Prisoners received who have been Convicted before.				Number of Days' Labor performed by Prisoners in the course of the Year.	Number of Punishments during the Year for Offences committed within the Penal Establishments.	Number of cases of Sickness in Penal Establishments during the Year.	Number of Deaths in Penal Establishments during the Year.
			For Felonies.	For Misdemeanors.	Total.			Once.	Twice.	Three times or more.	Total.				
4	626	988	902	223	1,125	1,381	1,791	331	115	266	712	425,841	2,042	712	4

RETURN of the Penal Establishments and Hulks, and of the Number of Prisoners confined therein for the Year ending 31st December, 1861.

Name of the Penal Establishment, and where situated.	Number of Prisoners the Prison is capable of containing in separate cells.	Number of Prisoners the Prison is capable of containing where more than one prisoner sleeps in one cell.	Number of Prisoners in Confinement on 31st December, 1861.								Total Number of Prisoners in Confinement on 31st December, 1861.				Greatest Number of Prisoners in Confinement at any one time in the Year.			
			For Felonies.				For Misdemeanors.				Whites.		Blacks or Colored Persons.		Whites.		Blacks or Colored Persons.	
			Whites.		Blacks or Colored Persons.		Whites.		Blacks or Colored Persons.		M.	F.	M.	F.	M.	F.	M.	F.
			M.	F.	M.	F.	M.	F.	M.	F.	M.	F.	M.	F.	M.	F.	M.	F.
Penal Establishment at Pentridge ...	487	464	742	...	50	...	61	...	9	...	803	...	59	...	887	...	56	...
Collingwood Stockade ...	18	252	57	...	10	...	52	...	22	...	109	...	32	...	170	...	66	...
Hulk <i>Sacramento</i> , Hobson's Bay ...	55	122	1	25	26	51	...	2	...
Hulk <i>Success</i> , Hobson's Bay ...	66	150	42	54	96	3	146
Total ...	626	988	800	42	60	...	138	54	31	...	938	96	91	...	1,111	146	124	...

PENAL ESTABLISHMENTS AND HULKS.

RETURN of the Penal Establishments and Hulks, and of the Number of Prisoners confined therein for the Year ending 31st December, 1861—continued.

No. 9, 4 d.

Name of the Penal Establishment, and where situated.	Total Number of Prisoners received in the course of the Year.												Number of Prisoners received who have been convicted before.						Number of Days' Labor performed by Prisoners in the course of the Year.							
	Whites.		Blacks or Colored Persons.		Whites.				Blacks or Colored Persons.				Once.		Twice.		Three times or more.		Hard Labor in the Prison.		Hard Labor out of the Prison.		Employments not Hard Labor.		Not employed.	
					Number under 18 years of age.		Number who cannot read.		Number under 18 years of age.		Number who cannot read.															
	M.	F.	M.	F.	M.	F.	M.	F.	M.	F.	M.	F.	M.	F.	M.	F.	M.	F.	M.	F.	M.	F.	M.	F.		
Penal Establishment at Pentridge	590	...	34	...	33	...	82	...	3	...	3	...	160	...	30	...	24	...	215,880	41,167	...	60,323	...
Collingwood Stockade ...	362	...	113	...	2	...	43	95	...	73	...	42	...	30	...	39,743	...	3,590	...	9,252	...	14,352	...
Hulk <i>Sacramento</i> , Hobson's Bay ...	244	...	5	...	4	27	8,521	1,095	...	429	...
Hulk <i>Success</i> , Hobson's Bay ...	3	438	...	2	3	26	2	99	1	...	71	...	43	...	212	...	10,518	17,473	...	13,498
Total...	1,199	438	152	2	42	26	127	99	3	...	98	1	260	71	72	43	54	212	264,144	10,518	3,590	...	51,514	17,473	75,104	13,498

Name of the Penal Establishment, and where situated.	Punishment for Offences within the Prison during the Year.								Cases of Sickness.								Deaths during the Year.						
	Whipping.		Irons.		Solitary Confinement.		Other Punishments.		Greatest Number of Sick at one time.				Total Cases of Sickness during the Year.				Whites.		Blacks or Colored Persons.				
									Whites.		Blacks or Colored Persons.		Whites.		Blacks or Colored Persons.								
	M.	F.	M.	F.	M.	F.	M.	F.	M.	F.	M.	F.	M.	F.	M.	F.	M.	F.	M.	F.			
Penal Establishment at Pentridge	9	...	432	...	793	...	30	...	6	...	393	...	37	...	2	
Collingwood Stockade	3	...	240	...	279	...	8	...	2	...	89	...	16	
Hulk <i>Sacramento</i> , Hobson's Bay	8	...	3	...	4	30	
Hulk <i>Success</i> , Hobson's Bay	69	...	206	...	9	2	86	2
Total	12	...	680	69	1,075	206	42	9	8	...	514	86	53	...	2	2

NOTE.—In addition to the foregoing, a daily average of 18 Children, belonging to female Prisoners, has been confined on board the hulk *Success* throughout the year.

W. CHAMP, Inspector-General.

STATISTICS OF VICTORIA, 1861.—LITIGATION, CRIME, ETC.

CRIMINALS EXECUTED.

RETURN of the Number of Criminals Executed in the Colony of Victoria during the Year 1861.

Date.	Name.	Age.	Sex.	Where born.	Religion.	Offence.	Bond or Free.
1861.							
22nd April ...	William Smith ...	36	Male	England ...	Church of England	Murder	Free.
11th July ...	Henry Cooley ...	32	Male	England ...	Church of England	Murder	Free.
5th August ...	Nathaniel Horatio Ruby	38	Male	Scotland ...	Wesleyan ...	Murder	Free.
20th Sept. ...	Martin Rice ...	25	Male	Ireland ...	Roman Catholic ...	Murder	Free.
31st October ...	Thomas Sanders ...	35	Male	England ...	Roman Catholic ...	Rape	Free.

CLAUD FARIE,
Sheriff.

SUICIDES.

RETURN of the Number of persons, of both sexes, who committed suicide in the Colony of Victoria during the Year 1861, distinguishing the modes of death, and the number in each month.

Month.	Cause of Death.												Total.		
	Drowning.		Hanging.		Shooting.		Poison.		Cutting Throat.		Injuries to the Person.		M.	F.	Total.
	M.	F.	M.	F.	M.	F.	M.	F.	M.	F.	M.	F.			
January	3	3	...	1	...	7	...	7
February ...	2	...	1	2	5	...	5
March	2	...	1	3	...	3
April	1	...	2	...	1	1	1	5	1	6
May	3	1	4	...	4
June	1	1	1	...	1	3	1	4
July	1	...	1	1	3	...	3
August	2	2	...	2
September	3	...	1	...	1	1	5	1	6
October ...	1	2	2	...	1	1	4	3	7
November ...	1	...	3	...	2	1	7	...	7
December ...	2	...	1	2	2	2	1	6	4	10
	6	2	21	3	8	...	5	5	13	...	1	...	54	10	64

WILLIAM HENRY ARCHER,
Registrar-General.

INQUESTS.

RETURN of the Number of Inquests held, and the Verdicts returned, throughout the Colony of Victoria, during the Year 1861.

Verdicts returned.	Number of Inquests.			Verdicts returned.	Number of Inquests.		
	Males.	Females	Total.		Males.	Females	Total.
Accidentally drowned	134	32	166	Falling from a horse	22	1	23
Found drowned	48	8	56	Falling on a hay fork	1	...	1
Accidentally shot	3	...	3	Falling down an embankment	1	...	1
Burns accidentally received	26	31	57	Falling from the Taradale viaduct	1	...	1
Scalds accidentally received	16	12	28	Falling out of bed	1	...	1
Injuries received from a fall whilst intoxicated	4	...	4	Falling on a tree on the ground	1	...	1
Abstention from food—insanity	1	...	1	Falling from a scaffold	1	...	1
Apoplexy	57	20	77	Found dead	39	7	46
Asthma	1	...	1	General decay	1	...	1
Aneurism of heart	9	...	9	Gall stones	1	1
Abcess... ..	3	2	5	Goitre	1	...	1
Bursting of aneurism	2	...	2	Gastritis	1	...	1
Bronchitis	7	2	9	Gored by a bull	2	...	2
Bursting of a blood vessel	1	...	1	Judicial hanging... ..	5	...	5
Rupture of a blood vessel	10	...	10	Intussusception of intestines	1	...	1
Cramp of heart	1	...	1	Inflammation of stomach	6	5	11
Convulsions	10	7	17	Inflammation of windpipe	1	1	2
Consumption	12	8	20	Infantile cholera	1	1
Continued fever	1	...	1	Injury from a stone—accidental	1	...	1
Colonial fever	1	1	Injury received from a horse in a dray having run away	1	...	1
Crushed by the falling of a log	1	...	1	Internal injury through lifting a heavy hod of bricks	1	...	1
Croup	2	1	3	Injuries received whilst removing timber	2	...	2
Childbirth	2	2	Injuries received whilst unloading a ship	1	...	1
Cancer	1	1	2	Injuries received from machinery	7	...	7
Crushed by a horse and dray against a tree	1	...	1	Injuries received through a fall	1	1
Dropsy	4	3	7	Injuries accidentally received	9	...	9
Diarrhoea	3	1	4	Inability to take food	2	...	2
Diphtheria	1	4	5	Hernia	1	...	1
Dysentery	8	1	9	Hæmorrhage of lungs	1	...	1
Debility	5	8	13	Hæmorrhage and general disease	1	1
Dislocation of neck—supposed to have fallen from a bed	1	...	1	Hæmorrhage from ulcerated opening between the aorta and windpipe	1	...	1
Delirium tremens	4	4	8	Hæmorrhage from naval string	1	...	1
Drinking a large quantity of water	1	...	1	Hæmorrhage after childbirth	4	4
Death caused by the wheel of dray, wagon, &c., passing over them	28	3	31	Hydrothorax	6	3	9
Death caused by the upsetting of drays, wagons, &c.	20	...	20	Hydrocephalus	5	2	7
Disease of heart	44	15	59	Hooping cough	1	1
Disease of kidneys	1	...	1	Horse falling on them	2	...	2
Disease of brain	34	9	43	Kick from a horse	6	1	7
Disease of liver	6	...	6	Knocked down by a horse	1	...	1
Disease of lungs	31	14	45	Leprosy	1	...	1
Disease of mesenteric glands	2	2	Mania and diarrhoea	2	...	2
Effusion into the brain	7	6	13	Malfornation	2	...	2
Excessive use of opium	1	...	1	Measles	3	3
Overdose of opium	1	...	1	Mortification after operation	2	...	2
Overdose of drugs accidentally administered	...	1	1	Mortification of bowels	1	...	1
Erysipelas	1	...	1	Manslaughter	1	...	1
Epilepsy	7	...	7	Murdered	1	1
Explosion of a boiler	7	...	7	Marasmus	2	...	2
Explosion of a blast	1	...	1	Mortification of leg	1	...	1
Explosion of powder in a drive	2	...	2	Neglected fever	1	...	1
Exposure to cold... ..	5	...	5	Neglected sores	1	...	1
Exhaustion from illness	5	1	6	Natural causes	27	6	33
Exhaustion—lost in the bush	2	2	Poison, how administered unknown	1	...	1
Enlargement of the heart	2	...	2	Poison, accidental	1	1
Excessive drinking	4	1	5	Poison by eating phosphorus matches	...	1	1
Falling of rock and earth... ..	102	1	103	Poison by eating berries	1	1
Falling of a tree	10	...	10	Paralysis	2	2	4
Falling upon an iron balustrade	1	...	1	Pressure on brain during birth	2	1	3
Falling from aloft on board ship	1	...	1	Peritonitis	1	4	5
Falling of wood in a shaft	4	...	4	Protracted labour	1	1
Falling upon a bucket	1	...	1	Premature birth	5	5
Falling down a hole	5	...	5	Puerperal fever	1	1
Falling from a tree	1	...	1	Old age	4	...	4
Falling from a roof	2	...	2	Roller passing over him	1	...	1
Falling from a car, dray, &c.	19	2	21	Riding against a tree	3	...	3
Falling of a crane on him... ..	1	...	1	Remains found	2	2	4
Falling down a shaft	22	...	22	Remains found burned	1	...	1
Falling from a crab on railway works	1	...	1	Rupture of bladder	2	...	2
				Rupture of aneurism	6	1	7

INQUESTS.

RETURN of the Number of Inquests held, and the Verdicts returned, throughout the Colony of Victoria, during the Year 1861—*continued*.

Verdicts returned.	Number of Inquests.			Verdicts returned.	Number of Inquests.		
	Males.	Females	Total.		Males.	Females	Total.
Rupture of cyst	1	1	Sunstroke ...	2	1	3
Rupture of cyst in head	1	1	Still born ...	2	5	7
Rupture of liver ...	1	...	1	Snake bite ...	1	...	1
Rupture of heart ...	7	1	8	Stricture of duodenum ...	1	...	1
Rupture of bowels ...	1	1	2	Trodden on by a horse ...	1	...	1
Rupture of uterus	2	2	Tight binding (child) ...	1	...	1
Suffocated accidentally ...	9	2	11	Teething ...	2	1	3
Suffocated by butter and sugar passing into the windpipe	...	1	1	Thrown from vehicles ...	14	...	14
Suffocated by sludge in a drive ...	1	...	1	Tetanus ...	1	...	1
Suffocated by a fit of coughing	1	1	Tubercular disease ...	1	...	1
Suffocated—attempting to swallow a potato (lunatic)	1	...	1	Visitation of God ...	1	...	1
Suffocated in the arms of its mother who was walking home	1	...	1	Killed by railway ...	7	...	7
Suffocated by a shoe button in the food getting into the trachea	...	1	1	Want of nourishment ...	2	...	2
Suffocated in bed ...	4	8	12	Wound in the abdomen—cause not known	1	...	1
Suffocated by a screw falling into the windpipe	...	1	1	Want of medical treatment ...	1	...	1
Suffocated during birth ...	1	...	1	Wound in the throat—not known how inflicted	1	...	1
Suffocated by bursting of a sac in right pleura	...	1	1	Wound in the arm by a meat hook—accidental	1	...	1
Suffocated by foul air in a drive ...	1	...	1	Ulceration of bowels ...	1	1	2
Suffocated in a water-closet ...	1	...	1	Ulceration of varicose veins	1	1
Softening of the brain ...	5	4	9	Building falling on him ...	1	...	1
Scarlatina ...	2	4	6	Block fell on him from aloft ...	1	...	1
Spasms of stomach ...	1	...	1	Box fell on him ...	1	...	1
Spasms of breast ...	1	...	1	Injuries received during a heavy gale of wind	1	...	1
Shaft of a car falling on the neck	1	1	Suicide by cutting the throat ...	13	...	13
Stone thrown by another boy ...	1	...	1	Suicide by drowning ...	6	2	8
Scrofula ...	1	1	2	Suicide by hanging ...	21	3	24
Shaft falling in ...	1	...	1	Suicide by poisoning ...	5	5	10
Shock to the nervous system received in endeavoring to put out a fire	1	...	1	Suicide by shooting ...	8	...	8
Struck by lightning ...	2	...	2	Suicide by opening the blood vessels of his arm	1	...	1
				Total ...	1,096	314	1,410

WILLIAM HENRY ARCHER,
Registrar-General.

STATISTICS

OF

THE COLONY OF VICTORIA, 1861.

PART VIII.


VITAL STATISTICS, ETC.



PART VIII.—VITAL STATISTICS, ETC.

CONTENTS.

	Page
VICTORIA—PROPORTION OF DEATHS TO THE LIVING POPULATION	301
„ DEATHS IN EACH MONTH	301
„ CAUSES OF DEATH	302
MELBOURNE AND SUBURBS—DEATHS AND MEAN TEMPERATURE IN EACH MONTH	306
„ DEATHS IN EACH DISTRICT	307
„ CAUSES OF DEATH	308
DISEASES IN GAOLS—GENERAL SUMMARY	312
„ DETAILED TABLE	313
VITAL STATISTICS OF HOSPITALS	317
„ BENEVOLENT ASYLUMS	320
„ ORPHAN ASYLUMS	323
METEOROLOGY—GENERAL SUMMARY	324
„ MONTHLY OBSERVATIONS AT THE VARIOUS STATIONS	324



STATISTICS OF VICTORIA, 1861.

VITAL STATISTICS, ETC.

PROPORTION OF DEATHS TO THE LIVING POPULATION.

RETURN of the Mean Population of Males and Females living in Victoria during the Year 1861, the Number of Deaths of either Sex, and the Number of Deaths to every Thousand living.

Sexes.	Mean Population.	Number of Deaths.	Number of Deaths to every Thousand of the Population.
Males	325,530	6,124	18·81
Females	215,495	4,398	20·41
Total	541,025	10,522	19·45

WILLIAM HENRY ARCHER,
Registrar-General.

DEATHS IN EACH MONTH.

RETURN of Deaths of Persons of both Sexes under and over five years of age, registered in Victoria during each Month of the Year 1861.

Month.	Both Sexes.			Males.			Females.		
	Under Five Years.	Over Five Years.	Total.	Under Five Years.	Over Five Years.	Total.	Under Five Years.	Over Five Years.	Total.
January	789	396	1,185	404	261	665	385	135	520
February	619	345	964	316	212	528	303	133	436
March	706	457	1,163	364	322	686	342	135	477
April	652	419	1,071	338	267	605	314	152	466
May	505	400	905	261	247	508	244	153	397
June	424	392	816	211	264	475	213	128	341
July	386	403	789	206	271	477	180	132	312
August	360	406	766	197	278	475	163	128	291
September	320	370	690	199	243	442	121	127	248
October	356	357	713	180	239	419	176	118	294
November	335	290	625	176	180	356	159	110	269
December	491	344	835	263	225	488	228	119	347
Total	5,943	4,579	10,522	3,115	3,009	6,124	2,828	1,570	4,398
Monthly Average for the Year ...	495·25	381·58	876·83	259·58	250·75	510·33	235·67	130·83	366·50
Daily Average for the Year ...	16·28	12·54	28·82	8·53	8·24	16·77	7·75	4·30	12·05

WILLIAM HENRY ARCHER,
Registrar-General.

VICTORIA.—CAUSES OF DEATH.

RETURN of the Causes of Death in Victoria during each Month of the Year 1861, specifying Classes, Orders, and Diseases.

Classes.	Orders.	Diseases.	January.	February.	March.	April.	May.	June.	July.	August.	September.	October.	November.	December.	Total for the Year.	Proportions per cent. of each Class to the Total specified.	
Class I. Zymotic Diseases.	Order 1. Miasmatic Diseases.	Measles	37	25	20	38	33	36	27	16	8	7	3	2	252		
		Scarlatina	93	82	119	109	101	82	88	49	57	31	31	29	871		
		Diphtheria	21	32	54	65	56	47	41	46	43	35	32	38	510		
		Quinsy	7	2	4	8	4	2	4	5	1	3	1	5	46		
		Croup	16	7	12	21	19	13	17	14	16	11	12	8	166		
		Hooping Cough	17	19	13	16	18	14	24	26	14	20	16	13	210		
		Typhus and Infantile Fever	36	34	37	40	31	25	22	18	18	13	6	21	301		
		Erysipelas	3	5	4	2	2	3	2	4	2	4	2	3	2	36	
		Metria	3	3	4	5	6	8	3	2	2	2	3	3	3	44	
		Influenza	3	2	3	2	5	2	...	4	6	3	5	3	3	38	
		Dysentery	96	54	99	69	38	18	23	17	15	6	20	57	512		
		Diarrhœa	128	84	106	72	24	15	10	4	15	15	17	56	546		
		Cholera	11	11	3	3	1	...	1	3	...	1	...	1	...	35	
		Rheumatism	4	2	2	1	2	3	5	6	1	2	3	2	33		
		Remittent Fever	...	1	...	2	...	1	2	1	2	9	
		Smallpox	1	1	...	1	3	
	Carbuncle	1	1		
	Ague	1	1		
		Total, Order 1	...	475	363	480	453	341	269	269	214	200	154	153	243	3,614	
		Order 2. Enthetic Diseases	Syphilis	1	2	2	1	1	...	6	1	2	1	1	3	21	
			Stricture of Urethra	...	1	1	1	2	5	
			Glanders	1	1	
		Total, Order 2	...	1	3	2	2	1	1	6	1	3	1	1	5	27	
		Order 3. Dietic Diseases	Privation	2	2	1	1	...	6	2	1	1	2	18	
			Delirium Tremens	9	1	4	2	3	1	5	4	1	2	2	2	36	
			Want of Breast Milk	...	4	2	2	4	5	1	1	...	4	4	8	35	
			Purpura and Scurvy	1	1	2	...	1	3	1	1	3	1	14	
	Intemperance		1	2	2	3	1	...	1	...	1	...	11		
	Total, Order 3	...	11	7	9	8	11	15	10	9	4	7	10	13	114		
	Order 4. Parasitic Diseases	Thrush	5	3	6	2	2	4	1	2	2	2	2	...	31		
		Worms	2	...	1	2	1	1	2	1	...	10		
	Total, Order 4	...	7	3	7	2	2	4	3	3	3	4	3	...	41		
	Total Class I.	...	494	376	498	465	355	289	288	227	210	166	167	261	3,796	36.26	

VICTORIA.—CAUSES OF DEATH.

RETURN of the Causes of Death in Victoria during each Month of the Year 1861, specifying Classes, Orders, and Diseases—*continued.*

Classes.	Orders.	Diseases.	January.	February.	March.	April.	May.	June.	July.	August.	September.	October.	November.	December.	Total for the Year.	Proportions per cent. of each Class to the Total specified.	
Class III. Local Diseases— <i>continued.</i>	Diseases of the Digestive Organs— (<i>continued</i>)	Stricture of Intestines	1	...	
		Fistula	1	...
		Stomach Disease, &c. ...	3	...	2	2	6	...	1	1	...	1	2	18	...
		Hepatitis ...	5	7	12	11	1	4	5	4	3	5	5	4	...	69	...
		Jauddice ...	3	4	3	1	5	4	...	24	...
		Liver Disease, &c. ...	8	6	8	11	8	9	7	12	3	6	5	4	...	87	...
		Spleen Disease, &c.	1	2	3	...
		Pancreas Disease, &c. ...	1	1	...
		Total, Order 4	59	60	56	63	37	42	45	42	22	42	39	42	549	...
	Diseases of the Urinary Organs ...	Nephritis	2	1	2	1	1	1	...	8	...
		Nephria ...	1	1	2	1	2	2	5	4	...	1	1	3	...	23	...
		Diabetes	1	1	2	4	...
		Stone ...	1	...	1	1	...	1	1	5	...
		Cystitis ...	1	1	2	4	2	1	11	...
		Kidney Disease, &c.	2	2	2	1	1	...	4	1	3	2	2	20	...	
		Total, Order 5	3	6	8	3	4	5	5	15	4	8	5	5	71	...
	Diseases of the Organs of Generation ...	Ovarian Dropsy	2	1	...	3	1	2	...	9	...
		Uterus Disease, &c. ...	1	...	2	3	3	1	1	3	5	2	1	2	...	24	...
		Total, Order 6	1	2	3	3	6	1	1	3	5	3	3	2	33	...
	Diseases of Organs of Locomotion ...	Arthritis	1	1	...	2	...
Joint Disease, &c. ...		3	6	3	1	5	4	...	5	...	1	2	4	...	34	...	
	Total, Order 7	3	6	3	1	5	4	...	5	...	2	3	4	36	...	
Diseases of the Integumentary System ...	Phlegmon	1	2	3	...	
	Ulcer ...	2	1	1	2	1	...	7	...	
	Skin Disease, &c. ...	2	1	2	2	2	1	...	1	2	1	...	14	...	
	Total, Order 8	4	1	...	1	5	3	2	1	...	3	3	1	24	...	
	Total, Class III	312	247	252	276	233	266	236	268	225	270	218	243	3,046	29.09	

Class IV.		Developmental Diseases.																
Class IV.	Developmental Diseases.	Order 1.	Premature Birth	11	10	21	18	19	15	8	20	13	11	15	16	177		
		Developmental Diseases of Children	Cyanosis	1	...	2	1	1	5		
			Spina Bifida	1	...	1	1	1	1	1	6		
			Other Malformations	3	2	2	1	3	4	3	1	3	2	28		
			Teething	65	47	57	41	15	17	12	14	16	14	15	29	342	
			Total, Order 1	78	59	81	63	36	36	25	38	32	28	34	48	558	
		Order 2.	Paramenia	1	1		
		Developmental Diseases of Adults ...	Childbirth (see "Metria")	8	7	4	4	4	5	4	4	5	7	4	7	63	
			Total, Order 2	8	7	4	4	4	6	4	4	5	7	4	7	64	
		Order 3.	Old Age	9	4	4	3	5	5	7	8	1	9	5	7	67	
		Developmental Diseases of Old People																
			Order 4.	Atrophy and Debility	81	60	69	73	75	40	39	36	36	49	49	67	674
		Diseases of Nutrition																
			Total, Class IV.	176	130	158	143	120	87	75	86	74	93	92	129	1,363	13.02
		Class V.	Violent Deaths.	Order 1.	Fractures and Contusions	5	17	20	18	25	26	21	23	41	35	18	20	269
Accident or Negligence	Wounds	2	3	3	1	2	1	2	1	1	16		
	Burns and Scalds	8	7	15	10	12	11	13	5	13	7	5	5	111	
	Poison	1	3	4	3	1	2	5	4	23		
	Drowning	24	25	15	10	9	11	19	22	22	40	25	26	248	
	Suffocation	1	...	5	7	7	5	3	13	10	4	1	4	60	
	Otherwise	12	18	33	16	9	8	4	2	3	2	107	
	Total, Order 1	50	69	92	67	67	66	62	69	92	87	52	61	834	
Order 3.	Murder and Manslaughter	6	1	3	2	...	3	...	2	1	1	1	1	21	
Homicide																		
	Order 4.			Wounds	2	4	2	...	1	2	2	2	1	2	1	19	
Suicide	Poison	1	...	1	1	...	3	6	
	Drowning	2	...	1	2	4	1	4	12	
	Hanging	1	1	4	2	4	2	1	...	2	1	3	1	22	
	Otherwise	2	2	
Total, Order 4	6	3	9	5	4	3	3	2	4	7	6	9	61				
Order 5.	Hanging	1	1	1	1	1	5				
Execution																		
	Total, Class V.	62	73	104	75	71	72	66	74	98	96	59	71	921	8.80		
Total, Specified Causes			1,180	961	1,150	1,066	903	812	782	760	687	710	625	833	10,469	100.00		
Causes not Specified			5	3	13	5	2	4	7	6	3	3	...	2	53			
Total, all Causes			1,185	964	1,163	1,071	905	816	789	766	690	713	625	835	10,522			

MELBOURNE AND SUBURBS.—DEATHS AND MEAN TEMPERATURE IN EACH MONTH.

RETURN of the Deaths of Persons of both sexes, under and over Five years of age, which occurred in Melbourne and Suburbs (embracing a radius of ten miles) during each Month of the Year 1861, with the Mean Temperature of each month.

Month.	Both Sexes.			Males.			Females.			Mean Monthly Temperature.
	Under five years.	Over five years.	Total.	Under five years.	Over five years.	Total.	Under five years.	Over five years.	Total.	
January	321	129	450	176	69	245	145	60	205	67·2
February	235	110	345	114	56	170	121	54	175	65·0
March	219	118	337	118	66	184	101	52	153	65·8
April	201	145	346	98	80	178	103	65	168	59·3
May	179	158	337	98	87	185	81	71	152	52·7
June	143	141	284	73	83	156	70	58	128	50·5
July	133	135	268	71	83	154	62	52	114	46·6
August	130	138	268	70	80	150	60	58	118	49·2
September	94	140	234	57	88	145	37	52	89	57·2
October	116	111	227	54	71	125	62	40	102	58·7
November	95	94	189	51	62	113	44	32	76	60·4
December	184	138	322	98	88	186	86	50	136	62·8
Total	2,050	1,557	3,607	1,078	913	1,991	972	644	1,616	Mean Temperature for year.
Monthly average for the year	170·83	129·75	300·58	89·83	76·08	165·91	81·00	53·67	134·67	58·0
Daily average for the year	5·62	4·26	9·88	2·95	2·50	5·45	2·67	1·76	4·43	

WILLIAM HENRY ARCHER, Registrar-General.

MELBOURNE AND SUBURBS.—DEATHS IN EACH DISTRICT.

RETURN of the Number of Persons of all ages according to the last census; the Number of Deaths of Persons under and over Five years of age; the Total at all ages; and the Number of Deaths to every 1000 of the population during the Year 1861, in the Statistical District of Melbourne and Suburbs, and in each of the Sub-districts of which it is composed.

Sub-districts.	Number of Persons of all ages in each Sub-district on 7th April, 1861.	Deaths of both Sexes in the Year 1861.			Number of Deaths to every 1000 of the Population.
		Under five years.	Over five years.	Total.	
Melbourne Proper	23,766	334	534	868	36·52
East Melbourne	2,023	24	23	47	23·23
North Melbourne and Carlton	16,798	293	191	484	28·81
Fitzroy Municipality	11,807	172	106	278	23·55
East Collingwood	12,653	251	101	352	27·82
Richmond	11,355	156	87	243	21·40
Jika-jika parish (remainder of)	8,215	71	83	154	18·75
South Yarra and Prahran	12,900	197	98	295	22·87
Emerald Hill and Sandridge	12,393	226	93	319	25·74
St. Kilda and Brighton	11,236	115	81	196	17·44
Doutta Galla and Keilor	3,087	51	34	85	27·53
Boroondara and Heidelberg	5,722	83	71	154	26·91
Cut-paw-paw parish	6,234	70	45	115	18·62
Shipping in Hobson's Bay	1,727	7	10	17	9·84
Total, Melbourne and Suburbs	139,916	2,050	1,557	3,607	25·78

NOTE.—The Hospital is situated in Melbourne Proper; the Benevolent Asylum and the Lying-in Hospital are situated in North Melbourne and Carlton.

WILLIAM HENRY ARCHER, Registrar-General.

MELBOURNE AND SUBURBS.—CAUSES OF DEATH.

RETURN of the Causes of Death in Melbourne and Suburbs during each Month of the Year 1861, specifying Classes, Orders, and Diseases.

Class.	Order.	Diseases.	January.	February.	March.	April.	May.	June.	July.	August.	September.	October.	November.	December.	Total for the Year.	Proportions per cent. of each class to the total specified.		
Class I. Zymotic Diseases.	Order 1. Miasmatic Diseases	Measles	16	5	3	4	4	2	3	2	1	1	41			
		Scarlatina	73	51	68	63	54	53	41	31	25	12	2	1	474			
		Diphtheria	8	9	10	5	9	6	10	13	6	7	1	1	85			
		Quinsy	3	2	...	2	1	...	1	2	...	1	...	1	13			
		Croup	8	3	1	7	9	2	5	4	4	1	2	1	47			
		Hooping Cough	7	7	7	9	9	7	4	10	5	5	7	5	82			
		Typhus (and Infantile Fever)	12	6	8	11	5	7	11	6	2	4	2	3	77			
		Erysipelas	...	3	1	2	3	2	1	3	2	19		
		Carbuncle	1	1	1		
		Influenza	1	1	1	3	...	3	9		
		Dysentery	...	15	26	27	15	10	4	8	9	4	4	10	18	150		
		Diarrhœa	...	65	37	24	26	9	6	6	1	3	4	13	32	226		
		Cholera	...	5	1	...	1	1	1	9	
		Remittent Fever	1	2	4	
		Rheumatism	1	2	...	2	1	1	1	8		
		Total, Order 1	...	212	151	150	144	114	90	95	82	55	40	44	68	1,245		
		Order 2. Euthetic Diseases	Syphilis	1	1	1	1	2	6		
			Stricture of Urethra	...	1	1	1	1	4		
			Glanders	1	1		
		Total, Order 2	1	1	2	...	1	1	1	1	3	11		
		Order 3. Dietic Diseases	Purpura and Scurvy	1	1	2	4		
			Alcoholism (Delirium Tremens)	1	...	1	1	1	1	1	...	1	1	1	...	9		
		Total, Order 3	...	1	...	1	1	1	1	1	1	2	1	1	2	13		
		Order 4. Parasitic Diseases	Thrush	5	1	1	2	1	1	1	1	13		
			Worms	2	1	1	1	1	1	...	7		
	Total, Order 4	...	7	1	1	1	1	3	2	2	1	1	20			
	Total, Class I.	...	220	153	153	147	115	93	98	87	60	43	46	74	1,289	35.93		

Class II.
Constitutional Diseases.

Order 1.	Diathetic Diseases	Gout	1	1
		Dropsy	2	4	1	1	5
...	...	Cancer	3	2	3	3	3	42
		Mortification	1	1	10
Total, Order 1		7	7	4	4	8	89
Order 2.	Tubercular Diseases	Scrofula	1	1	2	6
		Tabes Mesenterica	1	5	1	6	40
		Phthisis	31	23	25	20	328
		Hydrocephalus	2	1	2	1	58
Total, Order 2		34	26	34	22	48	432
Total, Class II.		41	33	38	26	56	521

14.52

Class III.
Local Diseases.

Order 1.	Diseases of Nervous System	Cephalitis	8	8	7	1	6	89		
		Apoplexy	4	7	7	3	7	52	
		Paralysis	1	5	2	1	1	29	
		Insanity	5	
		Chorea	3	
		Epilepsy	8	
		Convulsions	184	
		Brain Disease, &c.	77	
Total, Order 1		447		
Order 2.	Diseases of the Organs of Circulation	Pericarditis	1	1	10		
		Aneurism	2	1	...	5	17		
		Heart Disease, &c.	6	10	7	8	12	87	
Total, Order 2		7	13	8	8	17	114		
Order 3.	Diseases of Organs of Respiration	Laryngitis	3	16		
		Bronchitis	9	16	14	8	10	102	
		Pleurisy	1	1	3	2	17	
		Pneumonia	11	21	16	9	10	146
		Asthma	2	...	1	...	6	
		Lung Disease, &c.	3	2	2	2	15
Total, Order 3		302		

MELBOURNE AND SUBURBS.—CAUSES OF DEATH.

RETURN of the Causes of Death in Melbourne and Suburbs during each Month of the Year 1861, specifying Classes, Orders, and Diseases—*continued.*

Class.	Order.	Diseases.	January.	February.	March.	April.	May.	June.	July.	August.	September.	October.	November.	December.	Total for the Year.	Proportion per cent. of each class to the total specified.	
Class III. Local Diseases— <i>continued.</i>	Order 4. Diseases of Digestive Organs	Gastritis...	4	3	2	3	1	1	1	4	3	22		
		Enteritis...	3	3	3	6	1	2	1	2	2	1	24	
		Peritonitis...	1	2	3	1	1	...	1	...	2	11	
		Ascites	4	1	...	2	1	1	1	2	...	11	
		Ulceration of Intestines	2	2	1	2	7	
		Hernia	1	1	2	
		Ileus	1	...	2	1	1	4	...	9	
		Intussusception	1	1	2	
		Stricture of Intestines	1	1	2	
		Stomach Disease, &c.	1	2	4	
		Hepatitis	2	3	3	5	1	4	1	4	2	4	4	5	38	
		Jaundice...	...	2	2	1	1	1	1	4	4	1	14	
		Liver Disease, &c.	...	1	...	2	2	7	4	2	1	1	...	20	
		Total, Order 4	...	13	16	15	20	14	12	12	11	4	14	19	16	166	
		Order 5. Diseases of Urinary Organs	Nephritis	1	1	1	1	4	
	Nephria	1	1	3	
	Diabetes	1	1	
	Cystitis	1	1	1	...	1	4	
	Kidney Disease, &c.		1	4	...	2	1	3	11
		Total, Order 5	2	1	2	2	...	1	6	1	4	1	3	23	
		Order 6. Diseases of Organs of Generation	Uterus Disease, &c.	...	3	2	1	7	1	2	...	2	1	19	
			Order 7. Diseases of Organs of Locomotion	Arthritis	1	1
	Joint Disease, &c.	...		1	5	...	1	1	1	9	
	Total, Order 7	...		1	5	...	1	1	1	1	10	
		Order 8. Diseases of Integumentary System	Phlegmon	1	1	
	Ulcer	2	...	1	1	1	1	1	...	7	
	Skin Disease, &c....		5	1	2	...	2	...	2	...	3	1	3	19	
	Total, Order 8	2	5	2	4	1	2	2	...	4	2	3	27		
	Total, Class III.	...	94	81	82	103	101	98	81	83	99	100	76	110	1,108	30.88	

Class IV. Developmental Diseases.	Order 1. Developmental Diseases of Children	Malformations	1	...	5	3	1	1	3	1	15		
		Teething...	26	10	8	4	3	5	3	7	2	4	1	...	8	81	
		Total, Order 1	...	27	10	13	4	3	8	4	8	5	5	1	8	96	
	Order 2. Developmental Diseases of Adults ...	Paramenia	1	1	
		Childbirth	4	...	2	1	2	8	2	4	...	1	24	
		Total, Order 2	...	4	...	2	1	2	9	2	4	...	1	25	
	Order 3. Developmental Diseases of Old People	Old Age	6	3	1	...	1	2	3	3	...	4	2	6	31		
		Order 4. Diseases of Nutrition	Atrophy and Debility	42	42	35	32	39	21	19	22	18	26	22	48	366	
	Total, Class IV.	79	55	51	37	45	40	28	37	23	36	25	62	518	14.44
	Class V. Violent Deaths.	Order 1. Accident or Negligence	Fractures and Contusions	3	3	3	2	1	3	2	1	4	22	
Wounds	1	1	1	1	1	1	5		
Burns and Scalds	1	1	1	1	4	4	2	3	1	1	1	20		
Poison	1	2	...	1	1	2	1	8		
Drowning			2	3	1	2	1	2	1	5	6	3	8	9	43		
Suffocation	3	...	1	4	4	2	...	3	17		
Otherwise	1	6	4	3	3	1	2	4	1	25		
Total, Order 1		...	2	6	9	11	13	12	11	16	17	8	16	19	140		
Order 3. Homicide		Murder and Manslaughter	2	1	3		
Order 4. Suicide		Wounds—Cut, Stab, &c.	1	1	1		
	Poison	1	1			
	Hanging...	1	...	1	2			
	Otherwise	1	1			
Total, Order 4	2	...	2	1	5				
Order 5. Execution	Hanging...	1	1	1	1	4			
Total, Class V.	2	6	9	14	13	16	13	17	19	8	16	19	152	4.23	
Total, Specified Causes	449	344	332	346	337	280	266	265	234	225	189	321	3,588	100.00	
Total, Causes not specified...	1	1	5	4	2	3	...	2	...	1	19		
Total, all Causes	450	345	337	346	337	284	268	268	234	227	189	322	3,607		

WILLIAM HENRY ARCHER, Registrar-General.

DISEASES IN GAOLS—GENERAL SUMMARY.

SUMMARY of Diseases in Gaols, Penal Establishments, &c., during the Year 1861.

Name of Gaol, &c.	Diseases										Casualties.	Total.
	Zymotic.	Of Uncertain Seat.	Of the Nervous System.	Of the Respiratory Organs.	Of the Digestive Organs.	Of the Organs of Circulation.	Of the Urinary Organs.	Of the Organs of Generation.	Of the Organs of Locomotion.	Of the Integumentary System.		
Ararat Gaol	2	...	3	1	2	1	1	2	...	12
Ballaarat Gaol	26	15	66	7	9	...	1	6	6	4	10	150
Beechworth Gaol	26	2	60	5	1	3	2	4	6	109
Castlemaine Gaol	93	13	90	12	7	...	5	3	20	4	5	252
Geelong Gaol... ..	43	40	44	17	96	3	3	9	14	11	16	296
Kilmore Gaol	3	...	5	4	4	1	4	1	3	25
Maryborough Gaol	2	...	9	1	5	2	1	...	20
Melbourne { Main Gaol	147	46	43	65	107	...	14	6	1	63	56	548
{ Western Gaol	67	52	130	68	326	...	3	5	25	48	60	784
Portland Gaol	7	5	10	3	15	...	1	...	2	3	2	48
Sandhurst Gaol	22	5	75	11	17	1	1	13	10	6	7	168
Collingwood Stockade... ..	86	41	40	75	66	1	24	1	32	38	29	433
Pentridge Stockade	135	55	36	36	88	16	16	6	4	34	73	499
Hulks	71	33	10	39	40	8	12	4	4	221
Total	730	307	621	344	783	22	68	61	135	223	271	3,565

WILLIAM HENRY ARCHER, Registrar-General.

DISEASES IN GAOLS—DETAILED TABLE.

RETURN of Diseases which have been most prevalent in the various Gaols and Penal Establishments throughout the Colony during the Year 1861.

Name of Gaol, &c.	Zymotic.																				Total.	
	Scabies.	Diarrhoea.	Dysentery.	Influenza.	Ague.	Remittent Fever.	Typhus Fever.	Scurvy.	Erysipelas.	Syphilis.	Parotitis.	Gonorrhoea.	Colonial Fever.	Rheumatic Fever.	Diphtheria.	Scarlatina.	Measles.	Portigo.	Erythema.	English Cholera.		Metria.
Ararat Gaol	2	2
Ballaarat Gaol	14	3	2	3	4	26
Becchworth Gaol	1	6	8	1	1	6	1	2	26
Castlemaine Gaol	28	10	13	20	2	...	10	...	2	2	5	1	93
Geelong Gaol	8	9	1	2	...	1	5	...	3	6	5	1	1	1	...	43
Kilmore Gaol	1	1	1	3
Maryborough Gaol...	...	1	1	2
Melbourne { Main Gaol	4	36	8	17	...	46	...	35	...	1	147
{ Western Gaol	25	13	5	...	3	8	...	12	1	67
Portland Gaol	1	4	2	7
Sandhurst Gaol	6	8	5	3	22
Collingwood Stockade	29	4	1	2	...	17	...	17	1	15	86
Pentridge Stockade	33	9	12	10	...	13	9	47	2	135
Hulks	1	39	6	1	1	1	...	6	...	1	1	3	...	9	1	...	1	71
Total	5	222	81	36	1	3	28	15	4	90	4	90	17	105	2	16	4	3	2	1	1	730

DISEASES IN GAOLS.—DETAILED TABLE.

RETURN of Diseases which have been most prevalent in the various Gaols and Penal Establishments throughout the Colony during the Year 1861—continued.

Name of Gaol, &c.	Of Uncertain or Variable Seat.														Of the Nervous System.																	
	Hæmorrhage.	Dropsy.	Abscess and Scrophula.	Gout.	Debility.	Worms.	Ulcer.	Hæmorrhoids.	Hæmatæmia.	Menorrhagia.	Hæmoptysis.	Fistula.	Hydrocele.	Tumour.	Tabes.	Total.	Apoplexy.	Paralysis.	Convulsions.	Neuralgia.	Epilepsy.	Insanity.	Delirium Tremens.	Ophthalmia.	Brain, Disease of.	Spine, Disease of.	Otitis.	Cerebral Congestion.	Total.			
Ararat Gaol																						1	1	1								2
Ballaarat Gaol	6		3				6									15					2	28	26	8	2							66
Beechworth Gaol			1		1											2		1				47	1	7		4						60
Castlemaine Gaol					3	2	8									13		1		3		70	7	9								90
Geelong Gaol	1		3	2	22	1	2	2	1	6						40	1	2			5		18	10				2	6			44
Kilmore Gaol																			1			1	2	1								5
Maryborough Gaol																				1		3	3	2								9
Melbourne { Main Gaol			7	2			32	5								46					7	5	5	21				5				48
{ Western Gaol	1	1			6	3	40								1	52	3	5			14	24	54	23			7				130	
Portland Gaol					2		3									5						7	3									10
Sandhurst Gaol							5									5		3		6	2	35	22	6	1							75
Collingwood Stockade	5		1			7	25					1	1	1		41					4	6					4				40	
Pentridge Stockade	1		7	7	9	7	11	6				6	1			55					14	5										36
Hulks			5	1	13		9	2		2	1					33			1													10
Total	14	1	27	12	56	20	141	15	1	8	1	7	2	1	1	307	4	12	2	10	48	232	142	140	3	4	18	6			621	

DISEASES IN GAOLS.—DETAILED TABLE.

RETURN of Diseases which have been most prevalent in the various Gaols and Penal Establishments throughout the Colony during the Year 1861—*continued.*

Name of Gaol, &c.	Of the Respiratory Organs.								Of the Digestive Organs.								Of the Organs of Circulation.				Of the Urinary Organs.										
	Laryngitis.	Quinsy.	Bronchitis.	Pleurisy.	Pneumonia.	Asthma.	Phthisis.	Lungs, Disease of.	Total.	Odontalgia.	Peritonitis.	Hernia.	Colic.	Alimentary Canal, Disease of.	Liver, Disease of.	Dyspepsia.	Jaundice.	Total.	Palpitation.	Disease of the Heart.	Varicose Veins.	Total.	Cystitis.	Stricture of Urethra.	Dysuria.	Ischuria.	Emuresis.	Diabetes.	Diuresis.	Total.	
Ararat Gaol	1	1	2	2
Ballaarat Gaol	1	1	5	7	2	3	2	2	...	9	1	1	
Beechworth Gaol	4	1	5	1	1	
Castlemaine Gaol	1	10	12	2	2	1	2	...	7	1	4	5	
Geelong Gaol	2	11	1	...	3	...	17	8	...	1	22	65	...	96	...	3	...	3	...	2	1	3	
Kilmore Gaol	3	1	4	3	1	4	...	1	...	1	
Maryborough Gaol...	1	1	2	3	...	5	
Melbourne { Main Gaol	12	48	5	65	5	18	84	...	107	14	14	
{ Western Gaol	21	45	2	68	1	13	312	...	326	1	...	2	3	
Portland Gaol	1	2	...	3	1	12	...	2	...	15	1	1	
Sandhurst Gaol	11	11	1	...	16	...	17	...	1	...	1	...	1	1	
Collingwood Stockade	16	53	5	1	75	2	2	1	9	52	...	66	...	1	...	1	...	17	7	24		
Pentridge Stockade	10	19	7	36	3	83	2	88	9	...	7	16	...	11	...	2	...	1	2	16		
Hulks	7	29	2	1	39	40	...	40	
Total	1	70	239	13	1	6	13	1	344	14	2	12	68	19	5	661	2	783	9	6	7	22	2	36	2	16	9	1	2	68	

STATISTICS OF VICTORIA, 1861.—VITAL STATISTICS, ETC.

DISEASES IN GAOLS—DETAILED TABLE.

RETURN of Diseases which have been most prevalent in the various Gaols and Penal Establishments throughout the Colony during the Year 1861—*continued.*

Name of Gaol, &c.	Of the Organs of Generation.						Of the Organs of Locomotion.						Of the Elementary System.											Casualties.	Total Number of Diseases.						
	Childbirth.	Organs of Generation, Disease of.	Sore Breast.	Leucorrhoea.	Orchitis.	Amenorrhoea.	Total.	Arthritis.	Rheumatism.	Joints, Disease of.	Necrosis.	Peritonitis.	Caries.	Total.	Carbuncle.	Phlegmon.	Skin, Disease of.	Boils.	Whitlow.	Urticaria.	Montagra.	Psoriasis.	Furunculus.			Herpes.	Eczema.	Anthrax.	Impetigo.	Acne.	Total.
Ararat Gaol	1	1	...	1	1	...	1	1	2	...	12
Ballaarat Gaol	6	6	1	5	6	2	...	2	4	10	150	
Beechworth Gaol	3	3	2	2	4	4	6	109	
Castlemaine Gaol	3	1	19	20	1	...	3	4	5	252	
Geelong Gaol	2	...	1	2	4	9	4	7	...	3	...	14	3	2	2	2	2	11	16	236	
Kilmore Gaol	3	1	4	1	1	3	25	
Maryborough Gaol	2	2	1	1	...	20	
Melbourne { Main Gaol	6	6	1	1	...	31	1	...	6	10	1	14	63	56	548	
Melbourne { Western Gaol	1	4	5	4	21	25	...	30	1	...	6	...	1	9	1	48	60	784	
Portland Gaol	2	2	...	2	1	3	2	48	
Sandhurst Gaol	13	...	10	10	...	1	5	6	7	168	
Collingwood Stockade	1	1	...	29	...	1	1	1	32	...	21	8	...	1	5	...	1	2	38	29	433	
Pentridge Stockade	6	6	...	1	3	4	...	26	5	3	34	73	499	
Hulks	1	1	1	8	...	10	2	12	3	1	4	4	221	
Total	8	22	1	2	16	12	61	10	110	3	4	1	7	135	3	112	18	3	2	4	2	30	10	3	29	4	1	2	223	271	3,565

WILLIAM HENRY ARCHER, Registrar-General.

VITAL STATISTICS OF HOSPITALS.

VITAL STATISTICS of the various Hospitals in the Colony for the Year ending 31st December, 1861.

No. 9, 4 h.

Where Situated.	MALES.																													
	Numbers remaining on 31st December, 1860.										Numbers remaining on 31st December, 1861.										Mean of the Numbers remaining at the beginning and end of the Year.									
	Under 5.	5 to 10.	10 to 15.	15 to 25.	25 to 35.	35 to 45.	45 to 55.	55 to 65.	65 and up-wards.	Total.	Under 5.	5 to 10.	10 to 15.	15 to 25.	25 to 35.	35 to 45.	45 to 55.	55 to 65.	65 and up-wards.	Total.	Under 5.	5 to 10.	10 to 15.	15 to 25.	25 to 35.	35 to 45.	45 to 55.	55 to 65.	65 and up-wards.	Total.
Amherst	2	4	1	1	...	8	2	3	1	4	...	1	11	2.0	3.5	1.0	2.5	...	5	9.5	
Ararat	2	4	1	3	...	10	3	2	1	...	1	7	1.0	3.5	1.5	2.0	...	5	8.5		
Ballaarat	5	28	12	4	2	52	1	5	17	7	6	2	1	39	5	5.0	22.5	9.5	5.0	2.0	1.0	45.5	
Beechworth	5	17	8	6	...	36	7	15	7	3	3	1	36	6.0	16.0	7.5	4.5	1.5	5	36.0		
Belfast*	1	3	...	2	...	6	1	1	1	5	1	...	9	1.0	2.0	5	3.5	5	...	7.5		
Castlemaine	2	1	...	9	28	13	9	7	71	...	2	1	14	21	21	9	5	73	1.0	1.5	5	11.5	24.5	17.0	9.0	6.0	1.0	72.0		
Dunolly	10	3	1	1	...	15	...	1	1	2	7	4	4	...	19	...	5	5	1.0	8.5	3.5	2.5	5	...	17.0		
Heathcote	1	4	2	1	...	8	1	5	3	2	...	11	5	3.0	3.5	2.0	5	...	9.5			
Kilmore	3	1	1	1	1	7	2	2	2	2	...	8	1.0	2.5	1.5	1.5	5	5	7.5			
Kyneton	...	1	...	4	8	1	...	2	16	2	5	12	2	3	...	24	1.0	5	...	4.5	10.0	1.5	1.5	1.0	...	20.0		
Lower Murray	2	3	4	...	1	10	2	2	...	2	...	6	2.0	2.5	2.0	1.0	5	...	8.0		
Maldon	1	1	1	...	1	4	1	1	4	1	...	7	1.0	1.0	2.5	5	5	...	5.5		
Maryborough	4	8	6	18	2	10	3	2	...	17	3.0	9.0	4.5	1.0	17.5			
Melbourne	1	4	7	52	94	42	31	9	241	5	5	13	43	91	52	26	9	246	3.0	4.5	10.0	47.5	92.5	47.0	28.5	9.0	1.5	243.5		
(Lying-in)	2	1.0	5	5	2	1.0	5	5	2.0		
Pleasant Creek	...	1	6	5	2	...	14	1	1	3	6	7	3	21	...	5	5	5	4.5	5.5	4.5	1.5	...	17.5		
Sandhurst		
Warrnambool*	1	1	...	1	1	2	1	1	9	1	2	1	2	1	1	10	5	5	5	1.5	1.0	2.0	1.5	1.0	1.0	9.5		
Total	4	8	7	86	218	103	67	7	525	8	9	18	88	194	119	77	26	7	546	6.5	8.5	13.0	87.0	206.0	111.0	72.0	25.5	6.0	536.5	
FEMALES.																														
Amherst	1	1	5	5	
Ararat		
Ballaarat	...	1	4	2	1	1	9	2	3	5	1	1	1	13	1.5	3.5	3.5	1.0	1.0	5	...	11.0		
Beechworth	1	1	2	3	3	...	1	1	8	2.0	2.0	...	5	5	...	5.0		
Belfast*		
Castlemaine	...	1	1	2	1	5	1	3	1	1	...	6	5	1.0	2.5	1.0	5	5.5			
Dunolly	3	...	1	1	5	3.0		
Heathcote	1	2.0	...	5	5		
Kilmore	1	2	3		
Kyneton	1	1	...	2	2	2	1	1	...	2	...	8	1.0	1.0	5	5	5	1.0	1.0	5	5.0		
Lower Murray		
Maldon		
Maryborough	1	1	2	2	5	1.0	1.5		
Melbourne	2	5	1	39	26	10	7	1	91	3	4	7	33	33	6	4	3	93	2.5	4.5	4.0	36.0	29.5	8.0	5.5	2.0	...	92.0		
(Lying-in)	...	1	...	11	7	2	21	...	1	...	16	5	7	1	...	30	...	1.0	...	13.5	6.0	4.5	5	25.5		
Pleasant Creek		
Sandhurst		
Warrnambool*	1	2	2	5	1	...	1	2	1.5	1.0	5	3.5		
Total	3	6	3	61	43	18	9	2	145	5	7	10	56	51	19	9	5	1	163	4.0	6.5	6.5	58.5	47.0	18.5	9.0	3.5	0.5	154.0	

NOTE.—Those marked with asterisks are also Benevolent Asylums.

No return was furnished by the authorities of the Sandhurst Hospital.

VITAL STATISTICS OF HOSPITALS.

VITAL STATISTICS of the various Hospitals in the Colony for the Year ending 31st December, 1861—continued.

Where Situated.	MALES.																														
	Numbers admitted within the Year.										Numbers discharged cured or relieved.										Numbers discharged incurable, or at their own request.										
	Under 5.	5 to 10.	10 to 15.	15 to 25.	25 to 35.	35 to 45.	45 to 55.	55 to 65.	65 and upwards.	Total.	Under 5.	5 to 10.	10 to 15.	15 to 25.	25 to 35.	35 to 45.	45 to 55.	55 to 65.	65 and upwards.	Total.	Under 5.	5 to 10.	10 to 15.	15 to 25.	25 to 35.	35 to 45.	45 to 55.	55 to 65.	65 and upwards.	Total.	
Amherst	1	9	48	28	13	4	3	106	9	40	24	9	4	2	88	1	1	
Ararat	1	11	36	40	25	5	6	124	1	13	37	36	23	3	5	118	2	2	...	4	
Ballaarat	2	1	3	67	178	100	49	15	7	422	...	1	3	61	167	93	38	11	6	380	1	8	3	3	1	17	
Beechworth	1	1	72	144	70	38	11	6	343	...	1	1	63	133	58	36	7	5	304	1	1	1	...	3	
Belfast*	3	4	8	4	2	1	22	3	6	6	2	17	
Castlemaine	1	6	7	88	145	115	56	25	5	448	2	9	10	73	124	90	43	20	4	375	
Dunolly	1	3	5	27	60	48	25	13	5	187	1	2	3	20	56	36	20	11	3	152	1	2	1	1	5
Heathcote	11	18	22	7	8	1	67	9	10	17	6	8	1	51
Kilmore	13	21	23	20	7	3	87	8	21	18	13	5	2	67	1	1	1	3	
Kyneton	7	3	2	48	114	56	17	10	5	262	5	3	1	42	90	48	12	9	4	214	1	1	1	1	4	
Lower Murray	1	...	16	23	15	3	9	1	68	...	1	...	16	22	13	6	6	2	66	1	...	1	...	2	
Maldon	4	8	12	6	1	...	31	3	4	5	5	1	...	18	2	1	...	1	...	4	
Maryborough	2	13	57	34	15	1	3	125	2	12	47	28	10	...	3	162	
Melbourne ...	36	61	89	518	1,143	573	347	97	23	2,887	24	48	74	463	910	473	275	73	17	2,357	1	9	4	22	152	26	41	11	...	266	
(Lying in) ...	11	1	12	7	7	1	1	
Pleasant Creek	1	1	7	45	35	37	10	3	139	...	1	1	6	41	32	33	9	3	126	1	2	3	
Sandhurst
Warrnambool*	3	...	7	8	3	24	...	2	47	...	3	...	5	5	...	19	...	2	34	
Total ...	58	81	112	914	2,052	1,182	686	218	74	5,377	39	69	96	806	1,713	977	550	167	59	4,476	2	9	5	25	172	36	49	13	2	313	
FEMALES.																															
Amherst	3	6	9	3	3	6	1	1	
Ararat	1	2	3	2	1	3	12	...	1	2	3	2	1	3	12	
Ballaarat	2	1	21	24	16	6	1	...	71	...	2	2	21	21	12	3	1	...	62	3	2	4	2	11	
Beechworth	2	1	2	11	21	9	1	5	1	53	1	1	2	10	16	5	1	3	39	1	
Belfast*	5	1	6	5	1	6	
Castlemaine	5	18	14	14	7	...	1	59	5	16	9	13	5	...	1	49	
Dunolly	2	5	8	2	1	...	20	2	8	7	3	3	23	
Heathcote	2	1	1	1	1	
Kilmore	1	3	6	2	2	4	...	1	1	2	
Kyneton	5	7	2	2	18	6	8	1	49	3	3	1	1	17	6	5	1	...	37	...	1	1	2	
Lower Murray	1	1	1	3	1	1	1	3	
Maldon	2	5	3	...	1	4	
Maryborough	2	2	1	5	3	...	1	4	
Melbourne ...	36	27	70	409	328	138	50	29	3	1,090	23	26	59	381	290	113	45	21	3	966	2	15	8	7	4	2	...	38	
(Lying in) ...	3	9	1	171	127	27	4	2	...	344	3	9	1	150	125	19	2	1	...	310	4	4	3	1	12		
Pleasant Creek	2	2	2	1	1	...	8	2	2	2	1	1	...	8	
Sandhurst
Warrnambool*	4	7	4	3	18	3	5	4	3	15	
Total ...	46	48	90	660	560	222	82	40	6	1,754	35	42	78	609	500	180	68	28	5	1,545	...	2	2	22	16	15	8	2	...	67	

NOTE.—Those marked with asterisks are also Benevolent Asylums.

No return was furnished by the authorities of the Sandhurst Hospital.

VITAL STATISTICS OF HOSPITALS.

VITAL STATISTICS of the various Hospitals in the Colony for the Year ending 31st December, 1861—continued.

Where Situated.	MALES.																														
	Deaths.										Total discharged within the Year (including Deaths).										Numbers treated.										
	Under 5.	5 to 10.	10 to 15.	15 to 25.	25 to 35.	35 to 45.	45 to 55.	55 to 65.	65 and upwards.	Total.	Under 5.	5 to 10.	10 to 15.	15 to 25.	25 to 35.	35 to 45.	45 to 55.	55 to 65.	65 and upwards.	Total.	Under 5.	5 to 10.	10 to 15.	15 to 25.	25 to 35.	35 to 45.	45 to 55.	55 to 65.	65 and upwards.	Total.	
Amherst	1	...	4	4	4	...	1	14	1	9	45	28	13	4	3	103	1.0	9.0	46.5	28.0	13.0	4.0	3.0	104.5	
Ararat	1	5	3	2	1	12	1	13	40	41	28	5	6	134	1.0	12.0	38.0	40.5	26.5	5.0	6.0	129.0	
Ballaarat	2	10	31	16	12	5	1	77	2	1	3	72	206	112	53	17	8	474	2.0	1.0	3.0	69.5	192.0	106.0	51.0	16.0	7.5	448.0	
Beechworth	7	12	12	4	1	...	36	...	1	1	70	146	71	41	8	5	343	...	1.0	1.0	7.0	145.0	70.5	39.5	9.5	5.5	343.0	
Belfast*	1	...	1	...	2	3	6	7	2	1	...	19	3.0	5.0	7.5	3.0	1.5	5	20.5	
Castlemaine	1	1	...	8	19	17	9	1	1	57	3	10	10	81	143	107	52	21	5	432	2.0	8.0	8.5	84.5	144.0	111.0	54.0	23.0	5.0	440.0	
Dunolly	1	4	5	10	2	3	1	26	1	2	4	25	63	47	22	14	5	183	1.0	2.5	4.5	26.0	61.5	47.5	23.5	13.5	5.0	185.0	
Heathcote	1	4	6	1	1	...	13	10	14	23	7	9	1	64	10.5	16.0	22.5	7.0	8.5	1.0	65.5	
Kilmore	1	2	2	2	2	9	8	23	21	16	7	4	79	10.5	22.0	22.0	18.0	7.0	3.5	83.0	
Kyncton	11	5	2	1	1	20	5	3	2	43	102	54	14	10	5	238	6.0	3.0	2.0	45.5	108.0	55.0	15.5	10.0	5.0	250.0	
Lower Murray	3	...	1	...	4	...	1	...	16	23	16	7	7	2	72	...	1.0	...	16.0	23.0	15.5	5.0	8.0	1.5	70.0	
Maldon	1	2	3	6	4	8	9	5	2	...	28	4.0	8.0	10.5	5.5	1.5	...	29.5	
Maryborough	3	8	9	3	1	...	24	2	15	55	37	13	1	3	126	2.0	14.0	56.0	35.5	14.0	1.0	3.0	125.5	
Melbourne	7	3	5	42	84	64	36	13	5	259	32	60	83	527	1,146	563	352	97	22	2,882	34.0	60.5	86.0	522.5	1,144.5	568.0	349.5	97.0	22.5	2,884.5	
" (Lying-in)	2	2	10	10	10.5	5	11.0	
Pleasant Creek	1	3	1	4	1	...	10	...	1	1	7	45	35	37	10	3	139	...	1.0	1.0	7.0	45.0	35.0	37.0	10.0	3.0	139.0	
Sandhurst
Warrnambool*	3	3	...	3	...	5	5	...	22	...	2	37	...	3.0	...	6.0	6.5	...	1.5	23.0	...	42.0	
Total	12	4	7	77	185	158	85	33	13	574	53	82	108	908	2,070	1,171	684	213	74	5,363	55.5	81.5	110.0	911.0	2,061.0	1,176.5	685.0	215.5	74.0	5,370.0	
FEMALES.																															
Amherst	3	3	3	7	10	3.0	6.5	9.5	
Ararat	1	2	3	2	1	3	12	...	1.0	2.0	3.0	2.0	1.0	3.0	12.0	
Ballaarat	1	3	1	2	7	...	2	2	25	26	17	7	1	...	80	...	2.0	1.0	23.0	25.0	16.5	6.5	1.0	...	75.5	
Beechworth	1	1	2	2	...	1	...	7	2	1	2	11	19	7	1	4	...	47	2.0	1.0	2.0	11.0	20.0	8.0	1.0	4.5	5	50.0	
Belfast*	5	1	6	5.0	1.0	6.0	
Castlemaine	2	3	5	5	18	13	12	5	...	1	54	5.0	18.0	13.5	13.0	6.0	...	1.0	56.5	
Dunolly	1	1	2	8	8	3	3	24	2.0	6.5	8.0	2.5	2.5	5	...	22.0	
Heathcote	1	1	1.0	
Kilmore	1	2	3	6	...	1.0	3.0	6.0	
Kyncton	...	1	1	2	3	5	1	1	18	6	6	1	...	41	4.0	6.0	1.5	1.5	18.0	6.0	7.0	1.0	...	45.0	
Lower Murray	1	1	1	3	1.0	1.0	1.0	3.0	
Maldon
Maryborough	3	...	1	4	2.5	1.0	4.5	
Melbourne	7	2	3	19	23	22	4	4	...	84	35	28	64	415	321	142	53	27	3	1,088	35.5	27.5	67.0	412.0	324.5	140.0	51.5	28.0	3.0	1,089.0	
" (Lying-in)	1	1	...	2	3	9	1	155	129	22	3	2	...	324	3.0	9.0	1.0	163.0	128.0	24.5	3.5	2.0	...	334.0	
Pleasant Creek	2	2	2	1	1	...	8	2.0	2.0	2.0	1.0	1.0	...	8.0	
Sandhurst
Warrnambool*	1	1	3	6	4	3	16	3.5	6.5	4.0	3.0	17.0	
Total	8	3	3	25	36	25	6	6	...	112	43	47	83	656	553	219	82	36	5	1,724	44.5	47.5	86.5	658.0	556.5	220.5	82.0	38.0	5.5	1,739.0	

NOTE.—Those marked with asterisks are also Benevolent Asylums.

No return was furnished by the authorities of the Sandhurst Hospital.

WILLIAM HENRY ARCHER, Registrar-General.

VITAL STATISTICS OF BENEVOLENT ASYLUMS.

VITAL STATISTICS of the various Benevolent Asylums in the Colony for the Year ending 31st December, 1861.

Where Situated.	MALES.																																			
	Numbers remaining on 31st December, 1860.										Numbers remaining on 31st December, 1861.										Mean of Numbers remaining at the beginning and end of the Year.															
	Under 5	5 to 10	10 to 15	15 to 25	25 to 35	35 to 45	45 to 55	55 to 65	65 and upwards	Total.	Under 5	5 to 10	10 to 15	15 to 25	25 to 35	35 to 45	45 to 55	55 to 65	65 and upwards	Total.	Under 5	5 to 10	10 to 15	15 to 25	25 to 35	35 to 45	45 to 55	55 to 65	65 and upwards	Total.						
Ballaarat
Bendigo	2	1	5	7	5	4	2	26	1	2	...	2	5	3	6	5	2	26	1.5	1.0	...	1.5	5.0	5.0	5.5	4.5	2.0	26.0						
Castlemaine	2	2	2	1	1	1	2	11	10	9	1	...	1	2	...	2	4	29	6.0	5.5	.5	...	1.5	1.5	.5	1.5	3.0	20.0						
Geelong	1	4	21	16	13	12	6	73	...	2	...	4	17	19	7	11	12	72	...	1.0	.5	4.0	19.0	17.5	10.0	11.5	9.0	72.5						
Melbourne	14	33	37	42	48	78	252	11	30	35	42	49	85	252	12.5	31.5	36.0	42.0	48.5	81.5	252.0						
„ (Immigrants' Home)	31	48	17	12	29	13	12	6	6	174	45	75	35	7	20	17	6	7	...	212	38.0	61.5	26.0	9.5	24.5	15.0	9.0	6.5	3.0	193.0						
Portland	1	1	...	7	3	3	15	3	2	4	4	5	18	.5	2.0	1.0	5.5	3.5	4.0	16.5						
Total	36	50	18	31	91	74	80	74	97	551	56	88	36	24	76	78	65	78	108	609	46.0	69.0	27.0	27.5	83.5	76.0	72.5	76.0	102.5	580.0						
	FEMALES.																																			
	Numbers remaining on 31st December, 1860.										Numbers remaining on 31st December, 1861.										Mean of Numbers remaining at the beginning and end of the Year.															
	Under 5	5 to 10	10 to 15	15 to 25	25 to 35	35 to 45	45 to 55	55 to 65	65 and upwards	Total.	Under 5	5 to 10	10 to 15	15 to 25	25 to 35	35 to 45	45 to 55	55 to 65	65 and upwards	Total.	Under 5	5 to 10	10 to 15	15 to 25	25 to 35	35 to 45	45 to 55	55 to 65	65 and upwards	Total.						
Ballaarat
Bendigo	1	1	...	1	6	1	1	11	2	2	6	...	1	...	1	12	1.5	.5	...	1.5	6.0	.5	.5	...	1.0	11.5						
Castlemaine	2	1	...	1	1	...	5	4	5	4	1	...	14	3.0	2.5	2.55	1.0	...	9.5						
Geelong	1	3	6	4	4	2	1	2	23	...	1	1	2	5	3	3	3	4	22	...	1.0	2.0	4.0	4.5	3.5	2.5	2.0	3.0	22.5						
Melbourne	9	13	6	8	15	13	64	4	11	5	5	16	19	60	6.5	12.0	5.5	6.5	15.5	16.0	62.0						
„ (Immigrants' Home)	41	38	7	7	13	3	3	1	2	115	26	69	34	17	14	2	1	3	...	166	33.5	53.5	20.5	12.0	13.5	2.5	2.0	2.0	1.0	140.5						
Portland	1	...	1	...	1	1	1	5	1	1	1	1	...	4	1.055	1.0	1.0	.5	...	4.5						
Total	45	40	11	23	38	15	15	18	18	223	33	75	35	25	40	11	11	24	24	278	39.0	57.5	23.0	24.0	39.0	13.0	13.0	21.0	21.0	250.5						

NOTE.—The Geelong Benevolent Asylum is also an Infirmary. No return has been received in this Department of the Vital Statistics of the Ballaarat Benevolent Asylum.

VITAL STATISTICS OF BENEVOLENT ASYLUMS.

VITAL STATISTICS of the various Benevolent Asylums in the Colony for the Year ending 31st December, 1861—continued.

No. 9, 47.

Where Situated.		MALES.																													
		Numbers admitted within the Year.										Numbers discharged cured or relieved.										Number discharged incurable or at their own request.									
		Under 5	5 to 10	10 to 15	15 to 25	25 to 35	35 to 45	45 to 55	55 to 65	65 and upwards	Total.	Under 5	5 to 10	10 to 15	15 to 25	25 to 35	35 to 45	45 to 55	55 to 65	65 and upwards	Total.	Under 5	5 to 10	10 to 15	15 to 25	25 to 35	35 to 45	45 to 55	55 to 65	65 and upwards	Total.
Ballaarat
Bendigo	...	12	18	...	47	51	49	...	70	329 ¹	9	9	...	19	34	22	34	43	67	237	...	4	...	4	11	18	5	10	...	52	
Castlemaine	...	16	13	1	...	2	4	2	6	7	51	6	5	...	4	3	3	3	4	28	
Geelong	...	2	13	12	83	149	152	71	42	26	550	1	11	12	75	132	129	66	36	17	479	1	4	7	6	3	1	...	22
Melbourne	5	28	26	34	39	54	186	7	11	11	8	7	44	4	13	10	15	21	25	88
„ (Immigrants' Home)	...	113	113	58	307	530	336	196	119	59	1,831	52	38	23	300	510	319	190	111	59	1,602
Portland	2	10	8	3	14	6	43	1	2	7	5	5	11	3	34
Total	...	143	157	71	397	766	577	355	220	222	2,990	69	63	35	396	694	489	309	212	157	2,424	...	4	1	12	31	34	23	32	25	162
		FEMALES.																													
		Numbers admitted within the Year.										Numbers discharged cured or relieved.										Number discharged incurable or at their own request.									
		Under 5	5 to 10	10 to 15	15 to 25	25 to 35	35 to 45	45 to 55	55 to 65	65 and upwards	Total.	Under 5	5 to 10	10 to 15	15 to 25	25 to 35	35 to 45	45 to 55	55 to 65	65 and upwards	Total.	Under 5	5 to 10	10 to 15	15 to 25	25 to 35	35 to 45	45 to 55	55 to 65	65 and upwards	Total.
Ballaarat
Bendigo	...	3	3	4	2	2	421 ²	10	20	7	23	58	33	71	51	89	362	...	11	3	17	8	2	41
Castlemaine	...	11	8	1	2	12	1	1	1	...	37	8	5	1	2	7	1	2	1	...	27
Geelong	11	4	58	48	28	8	7	9	173	...	10	5	56	41	23	5	4	7	151	...	1	...	4	1	2	8
Melbourne	2	2	2	5	10	11	32	3	1	4	3	3	1	4	4	2	17
„ (Immigrants' Home)	...	99	100	59	103	118	38	11	16	3	547	64	30	24	86	103	36	10	13	3	369
Portland	...	3	1	...	1	2	1	1	1	...	10	3	1	1	3	1	1	11
Total	...	116	120	64	169	186	72	26	35	25	1,220	85	66	38	168	212	94	89	72	100	924	...	12	3	24	12	5	4	4	2	66

¹ The ages of 82 of these were not stated.

² The ages of 407 of these were not stated.

NOTE.—The Geelong Benevolent Asylum is also an Infirmary. No return has been received in this Department of the Vital Statistics of the Ballaarat Benevolent Asylum.

VITAL STATISTICS OF BENEVOLENT ASYLUMS.

VITAL STATISTICS of the various Benevolent Asylums in the Colony for the Year ending 31st December, 1861—continued.

Where Situated.	MALES.																														
	Deaths.								Total discharges within the Year, including Deaths.										Mean of the Numbers admitted and discharged.												
	Under 5	5 to 10	10 to 15	15 to 25	25 to 35	35 to 45	45 to 55	55 to 65	65 and upwards	Total	Under 5	5 to 10	10 to 15	15 to 25	25 to 35	35 to 45	45 to 55	55 to 65	65 and upwards	Total	Under 5	5 to 10	10 to 15	15 to 25	25 to 35	35 to 45	45 to 55	55 to 65	65 and upwards	Total	
Ballaarat
Bendigo	1	1	...	2	3	2	2	1	12	10	14	...	25	45	43	41	55	68	301	11.0	16.0	12.5	46.0	47.0	45.0	27.5	69.0	315.0	
Castlemaine	1	1	1	2	5	7	5	5	3	4	6	33	11.5	9.0	0.5	...	3.5	3.5	2.5	5.0	6.5	42.0	...		
Geelong	1	4	14	14	8	6	50	2	11	13	83	153	149	77	43	20	551	2.0	12.0	12.5	...	83.0	151.0	150.5	74.0	42.5	23.0	550.5	
Melbourne	4	14	5	15	5	14	57	8	34	26	41	34	46	189	6.5	31.0	26.0	37.5	36.5	50.0	187.5	
„ (Immigrants' Home)	16	1	...	17	68	38	23	300	510	319	190	112	59	1,619	90.5	75.5	40.5	...	303.5	520.0	327.5	193.0	115.5	59.0	1,725.0	
Portland	1	2	...	2	1	6	1	2	8	7	5	13	4	40	5	2.0	9.0	7.5	4.0	13.5	5.0	41.5	
Total	19	1	...	10	30	24	25	17	21	147	88	68	36	418	755	547	357	261	2,733	115.5	112.5	53.5	...	407.5	760.5	562.0	356.0	240.5	212.5	2,861.5	
FEMALES.																															
Ballaarat
Bendigo	1	2	1	4	11	32	10	40	68	36	71	51	89	408	7.0	16.0	5.0	...	21.5	36.0	19.0	35.5	25.5	45.5	414.5	
Castlemaine	1	1	8	5	1	2	8	1	2	1	...	28	9.5	6.5	1.0	...	2.0	10.0	1.0	1.5	1.0	...	32.5	
Geelong	1	2	5	4	2	1	15	...	11	6	62	47	29	7	5	7	174	...	11.0	5.0	...	60.0	47.5	28.5	7.5	6.0	8.0	173.5	
Melbourne	1	3	1	1	4	2	12	4	6	2	5	11	5	33	3.0	4.0	2.0	5.0	10.5	8.0	32.5	
„ (Immigrants' Home)	9	1	1	...	1	12	73	31	25	86	104	36	10	13	3	381	86.0	65.5	42.0	...	94.5	111.0	37.0	10.5	14.5	3.0	464.0	
Portland	3	1	1	1	3	1	1	...	11	3.0	1.0	0.5	...	1.0	2.5	1.0	1.0	0.5	...	10.5		
Total	10	1	2	3	12	6	3	5	2	44	95	80	43	195	236	105	96	81	1,035	105.5	100.0	53.5	...	182.0	211.0	88.5	61.0	58.0	64.5	1,127.5	

NOTE.—The Geelong Benevolent Asylum is also an Infirmary. No return has been received in this Department of the Vital Statistics of the Ballaarat Benevolent Asylum.

VITAL STATISTICS OF ORPHAN ASYLUMS.

VITAL STATISTICS of the various Orphan Asylums in the Colony for the Year ending the 31st December, 1861.

Where Situated.	MALES.																
	Numbers remaining on 31st December, 1860.					Numbers remaining on 31st December, 1861.				Mean of the Numbers remaining at the beginning and end of the Year.				Numbers admitted within the Year.			
	Under 5.	5 to 10.	10 to 15.	15 to 25.	Total.	Under 5.	5 to 10.	10 to 15.	Total.	Under 5.	5 to 10.	10 to 15.	Total.	Under 5.	5 to 10.	10 to 15.	Total.
Melbourne Protestant Orphanage ...	9	73	4	...	86	3	63	21	87	6·0	68·0	12·5	86·5	8	12	...	20
Melbourne Roman Catholic Orphanage ...	1	32	15	...	48	4	35	12	51	2·5	33·5	13·5	49·5	3	3	...	6
Geelong Protestant Orphanage ...	18	30	3	1	52	14	44	4	62	16·0	37·0	4·0	57·0	4	7	1	12
Geelong Roman Catholic Orphanage ...	7	20	5	...	32	8	22	4	34	7·5	21·0	4·5	33·0	3	2	...	5
Total ...	35	155	27	1	218	29	164	41	234	32·0	159·5	34·5	226·0	18	24	1	43
	FEMALES.																
Melbourne Protestant Orphanage ...	13	47	3	...	63	5	41	21	67	9·0	44·0	12·0	65·0	5	10	3	18
Melbourne Roman Catholic Orphanage ...	4	27	5	...	36	5	28	3	36	4·5	27·5	4·0	36·0	1	1	1	3
Geelong Protestant Orphanage ...	11	17	2	...	30	16	19	2	37	13·5	18·0	2·0	33·5	9	5	1	15
Geelong Roman Catholic Orphanage ...	3	8	4	...	15	2	11	4	17	2·5	9·5	4·0	16·0	1	3	...	4
Total ...	31	99	14	...	144	28	99	30	157	29·5	99·0	22·0	150·5	16	19	5	40

Where Situated.	MALES.															
	Numbers discharged.				Deaths.				Total Number of Discharges (including Deaths).				Mean of the Numbers admitted and discharged.			
	Under 5.	5 to 10.	10 to 15.	Total.	Under 5.	5 to 10.	10 to 15.	Total.	Under 5.	5 to 10.	10 to 15.	Total.	Under 5.	5 to 10.	10 to 15.	Total.
Melbourne Protestant Orphanage ...	3	4	9	16	3	3	6	4	9	19	7·0	8·0	4·5	19·5
Melbourne Roman Catholic Orphanage	3	3	3	3	1·5	1·5	1·5	4·5
Geelong Protestant Orphanage	2	...	2	2	...	2	2·0	4·5	0·5	7·0
Geelong Roman Catholic Orphanage	3	3	3	3	1·5	1·0	1·5	4·0
Total ...	3	6	15	24	3	3	6	6	15	27	12·0	15·0	8·0	35·0
	FEMALES.															
Melbourne Protestant Orphanage ...	2	6	6	14	2	6	6	14	3·5	8·0	4·5	16·0
Melbourne Roman Catholic Orphanage	3	3	3	3	0·5	0·5	2·0	3·0
Geelong Protestant Orphanage ...	1	5	2	8	1	5	2	8	5·0	5·0	1·5	11·5
Geelong Roman Catholic Orphanage	2	2	2	2	0·5	1·5	1·0	3·0
Total ...	3	11	13	27	3	11	13	27	9·5	15·0	9·0	33·5

WILLIAM HENRY ARCHER, Registrar-General.

STATISTICS OF VICTORIA, 1861.—VITAL STATISTICS, ETC.

METEOROLOGY—GENERAL SUMMARY.

SUMMARY of the Returns at various Meteorological Stations for the Year 1861.

Meteorological Stations.	Temperature in the Shade.			Atmospheric Pressure.			Amount of Rainfall during the Year.
	Maximum during the Year.	Minimum during the Year.	Mean of Twelve Months.	Maximum during the Year.	Minimum during the Year.	Mean of Twelve Months.	
Melbourne	98·4	31·8	57·7	inches 30·581	inches 29·137	inches 29·879	inches 31·138
Ballaarat	100·0	28·2	53·1	29·125	27·805	28·488	28·660
Castlemaine or Sandhurst ¹	103·2	29·0	57·4	29·825	28·509	29·318	24·720
Heathcote ²	103·0	32·7	65·1	29·698	28·539	29·130	27·380
Camperdown ³	53·3	29·699	28·550	29·227	36·941
Portland	100·0	32·0	59·9	30·630	28·971	29·899	39·583

¹ At this station the maximum, minimum, and mean of temperature and atmospheric pressure are given for only eleven months, no return of those elements having been made for the month of March.

² The maximum, minimum, and mean of temperature and atmospheric pressure are given for only six months, viz., January, February, March, April, November, and December.

³ At this station the mean of temperature, and maximum, minimum, and mean of atmospheric pressure are given only for nine months—March, November, and October being omitted.

WILLIAM HENRY ARCHER, Registrar-General.

METEOROLOGY—MONTHLY OBSERVATIONS AT THE VARIOUS STATIONS.

RETURN of the Mean Temperature, Atmospheric Pressure, Amount of Rain, and Prevailing Winds at various Meteorological Stations in Victoria during each Month of the Year 1861.

JANUARY.

Stations.		Periods of Five Days.						Maximum for the Month.	Minimum for the Month.	Mean for the Month.
		1 to 5.	6 to 10.	11 to 15.	16 to 20.	21 to 25.	26 to 30.			
PORTLAND ..	Temperature of Air	66·7 inches	70·7 inches	65·2 inches	68·1 inches	63·6 inches	69·0 inches	95·0 inches	52·0 inches	67·2 inches
	Pressure of Air ...	29·805 inches	29·994	29·958 inches	29·827 inches	29·882 inches	29·761	30·121 inches	29·486 inches	29·871 inches
	Amount of Rain ...	1·900 inches	...	0·060 inches	0·780 inches	0·400 inches	...	Total Rainfall, 3·140 inches		
	Prevailing Wind—S.E., E., and S.W.									
MELBOURNE ..	Temperature of Air	66·6 inches	73·7 inches	64·2 inches	68·3 inches	62·5 inches	68·9 inches	98·4 inches	51·6 inches	67·4 inches
	Pressure of Air ...	29·752 inches	29·940	29·875 inches	29·751 inches	29·790 inches	29·718	30·069 inches	29·428 inches	29·804 inches
	Amount of Rain ...	0·512 inches	...	0·267 inches	1·194 inches	0·269 inches	0·004	Total Rainfall, 2·246 inches		
	Prevailing Wind—S., S.W., and W.									
CAMPERDOWN	Temperature of Air	62·4 inches	73·4 inches	57·2 inches	63·5 inches	55·9 inches	64·8 inches	62·9 inches
	Pressure of Air ...	29·230 inches	29·237	29·255 inches	29·276 inches	29·224 inches	29·218	29·342 inches	28·867 inches	29·240 inches
	Amount of Rain ...	0·500 inches	...	0·250 inches	0·340 inches	2·500 inches	...	Total Rainfall, 3·590 inches		
	Prevailing Wind—S. and W.									
HEATHCOTE ..	Temperature of Air	66·9 inches	77·1 inches	65·7 inches	69·4 inches	61·8 inches	71·4 inches	103·0 inches	45·0 inches	68·7 inches
	Pressure of Air ...	29·066 inches	29·253	29·153 inches	29·053 inches	29·095 inches	29·000	29·382 inches	28·780 inches	29·103 inches
	Amount of Rain ...	0·080 inches	...	0·020 inches	1·730 inches	Total Rainfall, 1·830 inches		
	Prevailing Wind—S. and S.E.									
CASTLEMAINE	Temperature of Air	63·2 inches	75·8 inches	65·1 inches	69·6 inches	59·9 inches	70·7 inches	103·2 inches	44·2 inches	67·4 inches
	Pressure of Air ...	28·829 inches	29·007	28·944 inches	28·832 inches	28·882 inches	28·780	29·138 inches	28·582 inches	28·879 inches
	Amount of Rain ...	0·020 inches	...	0·060 inches	0·510 inches	0·260 inches	0·200	Total Rainfall, 1·050 inches		
	Prevailing Wind—S., S.E., E., and W.									
BALLAARAT ..	Temperature of Air	58·3 inches	75·7 inches	59·1 inches	64·6 inches	54·4 inches	67·2 inches	100·0 inches	45·0 inches	63·2 inches
	Pressure of Air ...	28·408 inches	28·560	28·499 inches	28·384 inches	28·451 inches	28·345	28·665 inches	28·139 inches	28·441 inches
	Amount of Rain ...	0·460 inches	...	0·100 inches	0·460 inches	0·630 inches	...	Total Rainfall, 1·650 inches		
	Prevailing Wind—S., S.E., and S.W.									

METEOROLOGY—MONTHLY OBSERVATIONS AT THE VARIOUS STATIONS.

RETURN of the Mean Temperature, Atmospheric Pressure, Amount of Rain, and Prevailing Winds at various Meteorological Stations in Victoria during each Month of the Year 1861—*continued.*

FEBRUARY.

Stations.		Periods of Five Days.						Maximum for the Month.	Minimum for the Month.	Mean for the Month.
		31 to 4	5 to 9	10 to 14	15 to 19	20 to 24	25 to 1			
PORTLAND ..	Temperature of Air	64°1	65°6	68°4	66°1	64°0	66°9	83°0	45°0	65°9
	Pressure of Air ...	29·881	29·848	29·807	29·523	29·841	30·041	30·194	29·260	29·824
	Amount of Rain ...	inches 0·160	inches 0·300	...	inches 0·560	inches 0·100	...	Total Rainfall, 1·120 inches		
	Prevailing Wind—S.E. and W.									
MELBOURNE ..	Temperature of Air	61°2	64°0	67°7	65°0	64°7	63°4	89°6	51°2	65°0
	Pressure of Air ...	29·734	29·788	29·755	29·504	29·790	30·017	30·165	29·339	29·765
	Amount of Rain...	inches 3·520	inches 0·081	inches 0·378	inches 0·531	inches 0·108	...	Total Rainfall, 4·618 inches		
	Prevailing Wind—S.W., S., and S.E.									
CAMPERDOWN	Temperature of Air	56°0	57°7	64°5	60°1	58°9	66°2	60°6
	Pressure of Air ...	29·280	29·276	29·248	28·879	29·197	29·316	inches 29·361	inches 28·662	inches 29·199
	Amount of Rain...	inches 0·800	inches 0·180	...	inches 0·390	inches 0·130	...	Total Rainfall, 1·500 inches		
	Prevailing Wind—W., S.W., and E.									
HEATHCOTE ..	Temperature of Air	62°4	64°2	69°9	66°2	64°2	71°2	94°1	45°5	66°4
	Pressure of Air ...	29·056	29·055	29·040	28·835	29·098	29·306	inches 29·479	inches 28·720	inches 29·065
	Amount of Rain...	inches 1·790	inches 0·415	inches 0·155	inches 0·090	Total Rainfall, 2·450 inches		
	Prevailing Wind—S. and S.E.									
CASTLEMAINE	Temperature of Air	61°0	62°4	68°8	65°8	65°0	69°2	96°5	43°9	65°4
	Pressure of Air ...	28·810	inches 28·834	inches 28·723	inches 28·611	inches 28·880	inches 29·079	inches 29·232	inches 28·509	inches 28·823
	Amount of Rain ...	inches 0·530	inches 0·100	Total Rainfall, 0·630 inches		
	Prevailing Wind—S., S.E., E., and W.									
BALLAARAT ..	Temperature of Air	54°8	58°2	64°4	58°7	61°0	70°8	91°0	39°8	61°3
	Pressure of Air ...	28·402	28·441	28·385	28·164	28·437	28·594	inches 28·783	inches 28·016	inches 28·404
	Amount of Rain...	inches 1·650	...	inches 0·020	inches 0·420	Total Rainfall, 2·090 inches		
	Prevailing Wind—S. and S.E.									

METEOROLOGY—MONTHLY OBSERVATIONS AT THE VARIOUS STATIONS.

RETURN of the Mean Temperature, Atmospheric Pressure, Amount of Rain, and Prevailing Winds at various Meteorological Stations in Victoria during each Month of the Year 1861—*continued.*

MARCH.

Stations.		Periods of Five Days.						Maximum for the Month.	Minimum for the Month.	Mean for the Month.
		2 to 6.	7 to 11.	12 to 15.	17 to 21.	22 to 26.	27 to 31.			
PORTLAND ..	Temperature of Air	68°·9	66°·1	73°·2	65°·2	65°·4	65°·8	100°·0	44°·0	66°·8°
	Pressure of Air ...	29·754	30·050	29·894	29·874	29·492	30·148	30·337	29·492	29·952
	Amount of Rain ...	inches 0·370	inches 0·003	inches 0·010	inches 0·080	inches 1·380	...	Total Rainfall, 1·843 inches		
	Prevailing Wind—E., W., and N.W.									
MELBOURNE ..	Temperature of Air	69°·3	66°·5	73°·2	63°·1	60°·2	60°·9	96°·1	44°·1	65°·5
	Pressure of Air ...	29·733	30·036	29·885	29·832	29·959	30·115	30·266	29·466	29·927
	Amount of Rain ...	inches 0·023	inches 0·002	...	inches 4·467	inches 0·157	...	Total Rainfall, 4·649 inches		
	Prevailing Wind—N.E., S., and S.W.									
CAMPERDOWN	Temperature of Air	66°·0	64°·3
	Pressure of Air ...	29·209	29·319
	Amount of Rain ...	inches 0·050	inches 0·100	...	inches 0·100	inches 1·120	...	Total Rainfall, 1·370 inches		
	Prevailing Wind—									
SANDHURST ..	Temperature of Air	66°·7	61°·0	64°·3
	Pressure of Air	inches 29·122	inches 29·250	inches 29·378
	Amount of Rain	inches 1·000	inches 0·220
	Prevailing Wind—									
HEATHCOTE ..	Temperature of Air	69°·4	66°·2	73°·0	64°·9	59°·0	61°·0	99°·8	40°·3	65°·6
	Pressure of Air ...	29·058	29·352	29·202	29·168	29·259	29·390	29·519	28·823	29·238
	Amount of Rain	inches 1·705	inches 0·200	...	Total Rainfall, 1·905 inches		
	Prevailing Wind—S. and S.E.									
BALLAARAT ..	Temperature of Air	65°·0	65°·3	71°·7	56°·8	54°·8	58°·6	93°·5	40°·0	62°·0
	Pressure of Air ...	28·378	28·658	28·511	28·466	28·574	28·374	28·833	28·231	28·549
	Amount of Rain ...	inches 0·010	inches 0·140	...	inches 2·170	inches 0·310	...	Total Rainfall, 2·630 inches		
	Prevailing Wind—S., S.E., and N.									

METEOROLOGY—MONTHLY OBSERVATIONS AT THE VARIOUS STATIONS.

Return of the Mean Temperature, Atmospheric Pressure, Amount of Rain, and Prevailing Winds at various Meteorological Stations in Victoria during each Month of the Year 1861—*continued.*

APRIL.

Stations.		Periods of Five Days.						Maximum for the Month.	Minimum for the Month.	Mean for the Month.
		1 to 5.	6 to 10.	11 to 15.	16 to 20.	21 to 25.	26 to 30.			
PORTLAND ..	Temperature of Air	64°·8	64°·2	63°·8	57°·4	58°·5	60°·6	84°·0	46°·0	61°·5
	inches							inches	inches	inches
	Pressure of Air ...	29·938	29·978	29·852	30·033	30·309	29·892	30·547	29·453	30·000
	inches									
	Amount of Rain ...	0·050	0·820	0·440	1·650	0·690	...	Total Rainfall, 3·650 inches		
	Prevailing Wind—S.E. and N.W.									
MELBOURNE ..	Temperature of Air	64°·0	62°·2	62°·7	55°·0	54°·4	57°·5	81°·8	40°·1	59°·3
	inches							inches	inches	inches
	Pressure of Air ...	29·914	29·957	29·853	29·991	30·215	29·946	30·473	29·347	29·979
	inches									
	Amount of Rain ...	0·008	0·232	0·302	0·724	0·022	...	Total Rainfall, 1·288 inches		
	Prevailing Wind—N.E., N., and S.									
CAMPERDOWN	Temperature of Air	60°·3	57°·0	58°·8	48°·6	50°·8	56°·3	55°·3
	inches							inches	inches	inches
	Pressure of Air ...	29·306	29·293	29·198	29·311	29·412	29·251	29·685	28·772	29·295
	inches									
	Amount of Rain	1·320	0·570	1·270	0·110	...	Total Rainfall, 3·270 inches		
	Prevailing Wind—W. and E.									
SANDHURST ..	Temperature of Air	67°·3	63°·5	62°·9	50°·0	54°·1	61°·0	84°·6	39°·5	59°·8
	inches							inches	inches	inches
	Pressure of Air ...	29·196	29·346	29·143	29·336	29·287	29·231	29·743	28·797	29·256
	inches									
	Amount of Rain	0·260	0·750	1·600	Total Rainfall, 2·610 inches		
	Prevailing Wind—S., S.E., and S.W.									
HEATHCOTE ..	Temperature of Air	63°·6	59°·8	61°·3	51°·2	85°·8	32°·7	...
	inches							inches	inches	...
	Pressure of Air ...	29·207	29·276	29·155	29·286	29·698	28·789	...
	inches									
	Amount of Rain	0·320	0·620	1·630	Total Rainfall, 2·570 inches		
	Prevailing Wind—									
BALLAARAT ..	Temperature of Air	59°·5	57°·8	59°·5	47°·2	48°·2	56°·5	80°·8	33°·3	54°·8
	inches							inches	inches	inches
	Pressure of Air ...	28·519	28·605	28·440	28·617	28·816	28·544	29·053	28·115	28·590
	inches									
	Amount of Rain ...	0·170	0·750	0·140	0·720	0·040	...	Total Rainfall, 1·820 inches		
	Prevailing Wind—N., N.W., S., and S.E.									

METEOROLOGY—MONTHLY OBSERVATIONS AT THE VARIOUS STATIONS.

RETURN of the Mean Temperature, Atmospheric Pressure, Amount of Rain, and Prevailing Winds at various Meteorological Stations in Victoria during each Month of the Year 1861—*continued.*

Stations.		Periods of Five Days.						Maximum for the Month.	Minimum for the Month.	Mean for the Month.
		1 to 5.	6 to 10.	11 to 15.	16 to 20.	21 to 25.	26 to 30.			
PORTLAND ..	Temperature of Air	58°3	59°5	58°3	56°8	55°3	51°8	74°0	43°0	56°7
	Pressure of Air ...	inches 29·984	inches 20·079	inches 29·839	inches 30·022	inches 29·873	inches 29·940	inches 30·417	inches 29·409	inches 29·956
	Amount of Rain ...	inches 1·740	inches 0·230	inches 2·370	inches 0·220	inches 0·880	inches 0·330	Total Rainfall, 5·770 inches		
	Prevailing Wind—N., N.W., W. and S.W.									
MELBOURNE ..	Temperature of Air	53°5	58°4	55°5	50°5	50°2	49°0	72°4	37°7	52°8
	Pressure of Air ...	inches 29·936	inches 30·127	inches 29·875	inches 29·981	inches 29·873	inches 29·921	inches 30·434	inches 29·403	inches 29·932
	Amount of Rain ...	inches 0·313	inches 0·096	inches 0·183	inches 0·038	inches 0·032	inches 0·174	Total Rainfall, 0·836 inches		
	Prevailing Wind—N.E., N., N.W., and W.									
CAMPERDOWN	Temperature of Air	51°6	54°2	53°3	50°5	46°3	45°4	50°2
	Pressure of Air ...	inches 29·179	inches 29·346	inches 29·229	inches 29·327	inches 29·235	inches 29·301	inches 29·666	inches 28·777	inches 29·269
	Amount of Rain ...	inches 0·580	inches 0·200	inches 1·590	...	inches 0·640	inches 0·250	Total Rainfall, 3·260 inches		
	Prevailing Wind—N.W. and W.									
SANDHURST ..	Temperature of Air	51°7	51°6	45°1	46°3	72°0	33°0	...
	Pressure of Air ...	inches 29·276	inches 29·432	inches 29·237	inches 29·256	inches 29·231	inches 29·245	inches 29·825	inches 28·768	inches 29·279
	Amount of Rain ...	inches 0·520	inches 0·140	inches 1·890	...	inches 0·100	inches 0·270	Total Rainfall, 2·920 inches		
	Prevailing Wind—N.W., S.W., and S.									
HEATHCOTE ..	Temperature of Air
	Pressure of Air
	Amount of Rain ...	inches 0·525	inches 0·090	inches 1·380	...	inches 0·300	inches 0·240	Total Rainfall, 2·535 inches		
	Prevailing Wind—									
BALLAARAT ..	Temperature of Air	48°2	55°2	49°4	48°3	43°4	43°2	68°3	32°0	47°9
	Pressure of Air ...	inches 28·560	inches 28·710	inches 28·518	inches 28·634	inches 28·466	inches 28·528	inches 29·005	inches 28·057	inches 28·569
	Amount of Rain ...	inches 0·680	inches 0·160	inches 1·410	inches 0·090	inches 0·370	inches 0·390	Total Rainfall, 3·100 inches		
	Prevailing Wind—N. and S.W.									

METEOROLOGY—MONTHLY OBSERVATIONS AT THE VARIOUS STATIONS.

RETURN of the Mean Temperature, Atmospheric Pressure, Amount of Rain, and Prevailing Winds at various Meteorological Stations in Victoria during each Month of the Year 1861—*continued.*

JUNE.

Stations.		Periods of Five Days.							Maximum for the Month.	Minimum for the Month.	Mean for the Month.
		31 to 4.	5 to 9.	10 to 14.	15 to 19.	20 to 24.	25 to 29.	30 to 4.			
PORTLAND ..	Temperature of Air	53·4	54·2	57·1	55·4	53·8	51·7	52·9	66·0	38·0	54·1
	Pressure of Air ...	30·056	30·125	29·857	29·608	29·424	29·712	29·539	inches 30·371	inches 29·300	inches 29·760
	Amount of Rain ...	0·050	0·010	0·350	0·540	1·680	0·730	1·500	Total Rainfall, 4·860 in.		
	Prevailing Wind—N., N.W., and W.										
MELBOURNE ..	Temperature of Air	48·4	48·5	55·3	49·9	51·7	48·5	50·7	64·1	34·6	50·4
	Pressure of Air ...	30·029	30·125	29·904	29·677	29·505	29·774	29·605	inches 30·359	inches 29·346	inches 29·803
	Amount of Rain ...	0·423	0·034	0·315	0·652	0·121	0·038	0·197	Total Rainfall, 1·780 in.		
	Prevailing Wind—N.E. and N.										
CAMPERDOWN	Temperature of Air	45·5	47·1	51·3	48·8	48·0	48·1	46·3	47·9
	Pressure of Air ...	29·332	29·357	29·299	28·981	28·732	29·155	28·876	inches 29·390	inches 28·590	inches 29·105
	Amount of Rain	0·150	0·691	...	0·650	0·550	Total Rainfall, 2·041 in.		
	Prevailing Wind—N.W. and W.										
SANDHURST ..	Temperature of Air	46·7	49·2	52·2	49·0	46·5	52·0	45·6	63·2	31·6	48·7
	Pressure of Air ...	29·339	29·412	29·043	28·935	28·863	29·145	28·939	inches 29·616	inches 28·717	inches 29·104
	Amount of Rain	0·100	0·200	1·520	0·220	0·040	1·050	Total Rainfall, 3·130 in.		
	Prevailing Wind—N., N.W., and W.										
HEATHCOTE ..	Temperature of Air
	Pressure of Air
	Amount of Rain	0·510	1·390	0·180	0·210	1·300	Total Rainfall, 3·590 in.		
	Prevailing Wind—										
BALLAARAT ..	Temperature of Air	44·2	45·3	49·3	46·5	45·6	42·7	44·1	59·4	28·8	45·4
	Pressure of Air ...	28·629	28·700	28·504	28·245	28·105	28·407	28·183	inches 28·915	inches 27·994	inches 28·396
	Amount of Rain ...	0·020	0·080	0·270	0·450	0·330	0·180	0·330	Total Rainfall, 1·660 in.		
	Prevailing Wind—N. and N.W.										

METEOROLOGY—MONTHLY OBSERVATIONS AT THE VARIOUS STATIONS.

Return of the Mean Temperature, Atmospheric Pressure, Amount of Rain, and Prevailing Winds at various Meteorological Stations in Victoria during each Month of the Year 1861—*continued*.

JULY.

Stations.		Periods of Five Days.						Maximum for the Month.	Minimum for the Month.	Mean for the Month.
		5 to 9.	10 to 14.	15 to 19.	20 to 24.	25 to 29.	30 to 3.			
PORTLAND ..	Temperature of Air	49.2	52.7	51.3	50.5	52.6	51.3	60.0	34.0	51.3
	Pressure of Air ...	inches 29.751	inches 29.684	inches 29.955	inches 30.041	inches 30.205	inches 30.205	inches 30.322	inches 29.393	inches 29.974
	Amount of Rain ...	inches 2.130	inches 0.670	inches 0.730	inches 0.580	inches 0.550	inches 0.760	Total Rainfall, 5.420 inches		
	Prevailing Wind—W., S.W., and S.									
MELBOURNE ..	Temperature of Air	43.8	48.5	47.5	45.2	46.0	45.8	58.1	31.8	46.1
	Pressure of Air ...	inches 29.722	inches 29.668	inches 29.922	inches 30.041	inches 30.130	inches 30.136	inches 30.253	inches 29.419	inches 29.936
	Amount of Rain ...	inches 0.244	inches 0.190	inches 0.860	inches 0.019	inches 0.183	inches 0.642	Total Rainfall, 2.138 inches		
	Prevailing Wind—N.E., N., N.W., and W.									
CAMPERDOWN	Temperature of Air	45.6	47.1	45.6	44.3	47.1	41.8	45.2
	Pressure of Air ...	inches 29.096	inches 29.043	inches 29.251	inches 29.327	inches 29.347	inches 29.352	inches 29.374	inches 28.713	inches 29.236
	Amount of Rain ...	inches 2.030	inches 0.220	inches 1.750	inches 0.470	...	inches 0.530	Total Rainfall, 5.000 inches		
	Prevailing Wind—W.									
SANDHURST ..	Temperature of Air	41.6	45.6	45.3	43.5	46.1	42.2	59.0	29.8	44.0
	Pressure of Air ...	inches 29.039	inches 28.978	inches 29.241	inches 29.334	inches 29.383	inches 29.424	inches 29.546	inches 28.825	inches 29.233
	Amount of Rain ...	inches 0.180	inches 1.520	inches 0.710	inches 0.560	...	inches 0.010	Total Rainfall, 2.980 inches		
	Prevailing Wind—W., S.W., and S.									
HEATHCOTE ..	Temperature of Air
	Pressure of Air
	Amount of Rain ...	inches 0.130	inches 1.660	inches 0.580	inches 0.530	Total Rainfall, 2.900 inches		
	Prevailing Wind—									
BALLAARAT ..	Temperature of Air	40.0	43.0	41.6	40.4	43.4	39.1	58.3	28.2	41.2
	Pressure of Air ...	inches 28.324	inches 28.262	inches 28.449	inches 28.613	inches 28.694	inches 28.715	inches 28.826	inches 28.061	inches 28.509
	Amount of Rain ...	inches 0.510	inches 0.980	inches 1.170	inches 0.170	inches 0.130	inches 0.230	Total Rainfall, 3.190 inches		
	Prevailing Wind—S. and S.W.									

METEOROLOGY—MONTHLY OBSERVATIONS AT THE VARIOUS STATIONS.

RETURN of the Mean Temperature, Atmospheric Pressure, Amount of Rain, and Prevailing Winds at various Meteorological Stations in Victoria during each Month of the Year 1861—*continued.*

AUGUST.

Stations.		Periods of Five Days.						Maximum for the Month.	Minimum for the Month.	Mean for the Month.
		4 to 8.	9 to 13.	14 to 18.	19 to 23.	24 to 28.	29 to 2.			
PORTLAND ..	Temperature of Air	51.1 inches	53.6 inches	54.0 inches	56.6 inches	55.5 inches	53.1 inches	68.0 inches	32.0 inches	54.0 inches
	Pressure of Air ...	30.138 inches	29.955 inches	30.140 inches	29.824 inches	30.140 inches	30.184 inches	30.530 inches	29.537 inches	30.064 inches
	Amount of Rain ...	0.420 inches	0.390 inches	0.040 inches	0.530 inches	0.070 inches	0.970 inches	Total Rainfall, 2.420 inches		
	Prevailing Wind—N.E., N., N.W., and W.									
MELBOURNE ..	Temperature of Air	44.5 inches	50.1 inches	48.4 inches	53.7 inches	50.4 inches	50.0 inches	67.1 inches	34.2 inches	49.5 inches
	Pressure of Air ...	30.107 inches	29.944 inches	30.142 inches	29.835 inches	30.120 inches	30.149 inches	30.509 inches	29.543 inches	30.049 inches
	Amount of Rain ...	0.017 inches	0.309 inches	0.144 inches	0.731 inches	0.071 inches	0.198 inches	Total Rainfall, 1.470 inches		
	Prevailing Wind—N.E.									
CAMPERDOWN	Temperature of Air	45.8 inches	47.0 inches	46.0 inches	51.5 inches	49.5 inches	49.2 inches	48.2 inches
	Pressure of Air ...	29.378 inches	29.323 inches	29.367 inches	29.198 inches	29.364 inches	29.326 inches	29.405 inches	28.985 inches	29.326 inches
	Amount of Rain ...	0.220 inches	0.300 inches	0.080 inches	1.500 inches	0.180 inches	0.750 inches	Total Rainfall, 3.030 inches		
	Prevailing Wind—E., N.W., and W.									
SANDHURST ..	Temperature of Air	42.1 inches	45.6 inches	48.2 inches	51.4 inches	51.1 inches	48.6 inches	65.6 inches	32.6 inches	47.8 inches
	Pressure of Air ...	29.385 inches	29.263 inches	29.419 inches	29.143 inches	29.432 inches	29.474 inches	29.812 inches	28.917 inches	29.353 inches
	Amount of Rain	0.540 inches	...	1.160 inches	0.010 inches	0.360 inches	Total Rainfall, 2.070 inches		
	Prevailing Wind—S. and N.									
HEATHCOTE ..	Temperature of Air
	Pressure of Air
	Amount of Rain	0.810 inches	...	0.910 inches	0.100 inches	0.160 inches	Total Rainfall, 1.980 inches		
	Prevailing Wind—									
BALLAARAT ..	Temperature of Air	43.4 inches	43.4 inches	45.6 inches	48.7 inches	47.7 inches	45.1 inches	65.0 inches	28.5 inches	45.6 inches
	Pressure of Air ...	29.705 inches	28.530 inches	28.706 inches	28.409 inches	28.712 inches	28.617 inches	29.070 inches	28.166 inches	28.613 inches
	Amount of Rain ...	0.040 inches	0.570 inches	0.060 inches	1.180 inches	0.330 inches	0.390 inches	Total Rainfall, 2.570 inches		
	Prevailing Wind—S., N.E., and N.									

METEOROLOGY—MONTHLY OBSERVATIONS AT THE VARIOUS STATIONS.

RETURN of the Mean Temperature, Atmospheric Pressure, Amount of Rain, and Prevailing Winds at various Meteorological Stations in Victoria during each Month of the Year 1861—*continued.*

SEPTEMBER.

Stations.		Periods of Five Days.						Maximum for the Month.	Minimum for the Month.	Mean for the Month.
		3 to 7.	8 to 12.	13 to 17.	18 to 22.	23 to 27.	28 to 2.			
PORTLAND ..	Temperature of Air	58°0	59°1	55°8	53°3	59°0	61°6	79°0	41°0	57°8
	Pressure of Air ...	inches 30·226	inches 30·033	inches 29·923	inches 29·920	inches 29·865	inches 29·684	inches 30·630	inches 29·319	inches 29·942
	Amount of Rain ...	inches 0·090	inches 0·250	inches 0·490	inches 0·360	inches 0·220	inches 0·660	Total Rainfall, 2·070 inches		
	Prevailing Wind—N.W. and W.									
MELBOURNE ..	Temperature of Air	52°2	56°9	52°5	48°9	57°8	58°3	77°0	34°6	54°4
	Pressure of Air ...	inches 30·276	inches 29·882	inches 29·919	inches 29·842	inches 29·841	inches 29·707	inches 30·581	inches 30·335	inches 29·911
	Amount of Rain ...	inches 0·165	inches 1·170	inches 0·443	inches 0·651	inches 0·246	inches 0·515	Total Rainfall, 3·190 inches		
	Prevailing Wind—N.E. and N.									
CAMPERDOWN	Temperature of Air	51°4	51°2	52°1	45°7	54°3	54°4	51°5
	Pressure of Air ...	inches 29·366	inches 29·257	inches 29·296	inches 29·327	inches 29·259	inches 29·133	inches 29·699	inches 28·762	inches 29·273
	Amount of Rain ...	inches 0·050	inches 0·220	inches 0·480	inches 1·210	inches 0·670	inches 0·590	Total Rainfall, 3·220 inches		
	Prevailing Wind—N. and W.									
SANDHURST ..	Temperature of Air	49°8	52°8	51°8	46°8	56°4	56°3	77°4	37°2	52°3
	Pressure of Air ...	inches 29·550	inches 29·217	inches 29·226	inches 29·178	inches 29·153	inches 29·063	inches 29·824	inches 28·727	inches 29·231
	Amount of Rain ...	inches 0·100	inches 1·620	inches 0·030	inches 0·090	inches 0·080	inches 0·810	Total Rainfall, 2·730 inches		
	Prevailing Wind—S. and N.									
HEATHCOTE ..	Temperature of Air
	Pressure of Air
	Amount of Rain	inches 2·390	inches 0·010	inches 0·170	...	inches 0·850	Total Rainfall, 3·420 inches		
	Prevailing Wind—									
BALLAARAT ..	Temperature of Air	47°5	49°8	48°6	41°9	51°7	52°2	72°8	32°6	48°6
	Pressure of Air ...	inches 28·812	inches 28·488	inches 28·506	inches 28·474	inches 28·460	inches 28·320	inches 29·125	inches 28·039	inches 28·510
	Amount of Rain	inches 1·510	inches 0·250	inches 0·290	inches 0·510	inches 0·560	Total Rainfall, 3·120 inches		
	Prevailing Wind—N., N.W., and S.W.									

METEOROLOGY—MONTHLY OBSERVATIONS AT THE VARIOUS STATIONS.

RETURN of the Mean Temperature, Atmospheric Pressure, Amount of Rain, and Prevailing Winds at various Meteorological Stations in Victoria during each Month of the Year 1861—*continued*.

OCTOBER.

Stations.		Periods of Five Days.						Maximum for the Month.	Minimum for the Month.	Mean for the Month.
		3 to 7.	8 to 12.	13 to 17.	18 to 22.	23 to 27.	28 to 1.			
PORTLAND ..	Temperature of Air	58°2 inches	56°7 inches	60°1 inches	65°0 inches	62°8 inches	61°4 inches	85°0 inches	42°0 inches	60°7 inches
	Pressure of Air ...	29·678 inches	29·904 inches	30·007 inches	29·812 inches	29·827 inches	29·624 inches	30·312 inches	29·470 inches	29·809 inches
	Amount of Rain...	0·380 inches	0·590 inches	0·200 inches	1·530 inches	...	0·680 inches	Total Rainfall, 3·380 inches		
	Prevailing Wind—N.W. and W.									
MELBOURNE ..	Temperature of Air	56°7 inches	53°9 inches	58°6 inches	64°6 inches	59°6 inches	58°8 inches	87°1 inches	40°0 inches	58°7 inches
	Pressure of Air ...	29·690 inches	29·845 inches	29·988 inches	29·836 inches	29·852 inches	29·634 inches	30·224 inches	29·356 inches	29·808 inches
	Amount of Rain...	1·595 inches	1·298 inches	0·059 inches	0·037 inches	0·661 inches	1·238 inches	Total Rainfall, 4·880 inches		
	Prevailing Wind—N.E. and N.									
CAMPERDOWN	Temperature of Air	52°0 inches	51°1 inches	55°2 inches
	Pressure of Air ...	29·048 inches	29·264 inches	29·265 inches
	Amount of Rain ...	1·080 inches	0·750 inches	0·100 inches	0·530 inches	0·150 inches	0·780 inches	Total Rainfall, 3·390 inches		
	Prevailing Wind —									
SANDHURST ..	Temperature of Air	47°1 inches	51°3 inches	58°6 inches	69°5 inches	64°6 inches	58°2 inches	89°4 inches	39°0 inches	58°2 inches
	Pressure of Air ...	29·009 inches	29·197 inches	29·282 inches	29·147 inches	29·132 inches	29·005 inches	29·506 inches	28·745 inches	29·129 inches
	Amount of Rain ...	0·210 inches	0·290 inches	...	0·060 inches	0·120 inches	1·060 inches	Total Rainfall, 1·740 inches		
	Prevailing Wind—S., N., and W.									
HEATHCOTE ..	Temperature of Air
	Pressure of Air
	Amount of Rain ...	0·110 inches	0·270 inches	...	0·090 inches	0·350 inches	0·650 inches	Total Rainfall, 1·470 inches		
	Prevailing Wind —									
BALLAARAT ..	Temperature of Air	50°0 inches	45°3 inches	54°2 inches	62°5 inches	56°2 inches	52°6 inches	85°0 inches	34°7 inches	53°5 inches
	Pressure of Air ...	28·275 inches	28·478 inches	28·577 inches	28·452 inches	28·437 inches	28·300 inches	28·778 inches	28·078 inches	28·420 inches
	Amount of Rain ...	0·580 inches	1·080 inches	...	0·150 inches	0·140 inches	0·330 inches	Total Rainfall, 2·280 inches		
	Prevailing Wind—N., N.W., and S.W.									

METEOROLOGY—MONTHLY OBSERVATIONS AT THE VARIOUS STATIONS.

Return of the Mean Temperature, Atmospheric Pressure, Amount of Rain, and Prevailing Winds at various Meteorological Stations in Victoria during each Month of the Year 1861—*continued.*

NOVEMBER.


Stations		Periods of Five Days.						Maximum for the Month.	Minimum for the Month.	Mean for the Month.
		2 to 6.	7 to 11.	12 to 16.	17 to 21.	22 to 26.	27 to 1.			
PORTLAND ..	Temperature of Air	59°0 inches	62°2 inches	60°9 inches	65°3 inches	60°5 inches	64°2 inches	83°0 inches	41°0 inches	62°0 inches
	Pressure of Air ...	30·068 inches	29·967 inches	30·063 inches	29·722 inches	29·872 inches	29·905 inches	30·252 inches	29·446 inches	29·933 inches
	Amount of Rain ...	0·220 inches	0·080 inches	...	0·200 inches	0·310 inches	0·060 inches	Total Rainfall, 0·870 inches		
	Prevailing Wind—S.E. and S.W.									
MELBOURNE ..	Temperature of Air	56°5 inches	61°3 inches	58°8 inches	66°7 inches	58°7 inches	64°3 inches	91°2 inches	40°4 inches	61°0 inches
	Pressure of Air ...	30·051 inches	29·938 inches	30·007 inches	29·696 inches	29·810 inches	29·890 inches	30·225 inches	29·399 inches	29·899 inches
	Amount of Rain ...	0·226 inches	0·170 inches	0·119 inches	0·189 inches	0·377 inches	0·378 inches	Total Rainfall, 1·459 inches		
	Prevailing Wind—N.E., S.W., and S.									
CAMPERDOWN	Temperature of Air
	Pressure of Air
	Amount of Rain ...	0·160 inches	...	0·300 inches	...	0·660 inches	0·450 inches	Total Rainfall, 1·570 inches		
	Prevailing Wind—									
SANDHURST ..	Temperature of Air	59°5 inches	63°3 inches	62°8 inches	80°6 inches	58°1 inches	68°2 inches	98°4 inches	41°6 inches	65°4 inches
	Pressure of Air ...	29·328 inches	29·220 inches	29·279 inches	28·979 inches	29·137 inches	29·166 inches	29·431 inches	28·715 inches	29·185 inches
	Amount of Rain ...	0·210 inches	0·230 inches	0·490 inches	0·930 inches	Total Rainfall, 1·860 inches		
	Prevailing Wind—S. and N.									
HEATHCOTE ..	Temperature of Air	56°8 inches	61°3 inches	59°2 inches	73°5 inches	57°4 inches	62°3 inches	97°2 inches	36°2 inches	61°8 inches
	Pressure of Air ...	29·338 inches	29·290 inches	29·286 inches	28·979 inches	29·096 inches	29·260 inches	29·495 inches	28·881 inches	29·208 inches
	Amount of Rain ...	0·160 inches	0·420 inches	0·490 inches	0·090 inches	Total Rainfall, 1·160 inches		
	Prevailing Wind—S. and W.									
BALLAARAT ..	Temperature of Air	52°1 inches	56°8 inches	56°3 inches	68°0 inches	52°7 inches	60°2 inches	94°5 inches	35°0 inches	57°7 inches
	Pressure of Air ...	28·624 inches	28·547 inches	28·617 inches	28·329 inches	28·463 inches	28·484 inches	28·769 inches	28·120 inches	28·511 inches
	Amount of Rain ...	0·240 inches	0·040 inches	0·290 inches	0·050 inches	0·370 inches	0·370 inches	Total Rainfall, 1·360 inches		
	Prevailing Wind—S., S.E., and N.									

METEOROLOGY—MONTHLY OBSERVATIONS AT THE VARIOUS STATIONS.

RETURN of the Mean Temperature, Atmospheric Pressure, Amount of Rain, and Prevailing Winds at various Meteorological Stations in Victoria during each Month of the Year 1861—*continued.*

DECEMBER.


Stations.		Periods of Five Days.						Maximum for the Month.	Minimum for the Month.	Mean for the Month.
		2 to 6	7 to 11	12 to 16	17 to 21	22 to 26	27 to 31			
PORTLAND ..	Temperature of Air	59°7	60°3	63°0	62°9	62°6	63°2	86°0	43°0	61°9
	Pressure of Air ...	inches 29·577	inches 29·909	inches 29·375	inches 29·600	inches 29·715	inches 30·076	inches 30·242	inches 28·971	inches 29·709
	Amount of Rain...	inches 1·610	inches 0·110	inches 1·590	inches 0·890	inches 0·820	inches 0·020	Total Rainfall, 5·040 inches		
	Prevailing Wind— N.W., W., and S.W.									
MELBOURNE ..	Temperature of Air	60°9	59°2	65°1	64°5	63°4	62°0	86°9	45°0	62°5
	Pressure of Air ...	inches 29·693	inches 29·859	inches 29·443	inches 29·627	inches 29·705	inches 29·993	inches 30·176	inches 29·137	inches 29·720
	Amount of Rain...	inches 1·220	inches 0·048	inches 0·398	inches 0·006	inches 0·784	inches 0·128	Total Rainfall, 2·584 inches		
	Prevailing Wind—S.									
CAMPERDOWN	Temperature of Air	...	60°5	57°9	57°0	56°8	56°9	57°8
	Pressure of Air	inches 29·087	inches 28·937	inches 29·033	inches 29·084	inches 29·386	inches 29·584	inches 28·550	inches 29·105
	Amount of Rain...	inches 3·860	...	inches 0·260	inches 0·800	inches 0·700	inches 0·080	Total Rainfall, 5·700 inches		
	Prevailing Wind—									
SANDHURST ..	Temperature of Air	62°0	67°8	66°0	65°2	66°4	64°7	92°8	42°4	65°4
	Pressure of Air ...	inches 29·025	inches 29·164	inches 28·790	inches 28·920	inches 29·039	inches 29·254	inches 29·431	inches 28·533	inches 29·032
	Amount of Rain...	inches 0·640	...	inches 0·600	inches 0·040	inches 0·670	inches 0·050	Total Rainfall, 2·000 inches		
	Prevailing Wind—N.W., S.W., and S.									
HEATHCOTE ..	Temperature of Air	58°7	63°5	66°5	63°9	64°4	63°6	91°8	37°8	63°4
	Pressure of Air ...	inches 29·008	inches 29·133	inches 28·824	inches 28·964	inches 29·052	inches 29·248	inches 29·396	inches 28·539	inches 29·038
	Amount of Rain...	inches 1·580	...	inches 0·710	...	inches 0·680	...	Total Rainfall, 2·970 inches		
	Prevailing Wind—S. and W.									
BALLAARAT ..	Temperature of Air	58°0	56°2	58°0	57°6	57°5	56°4	86°2	37°0	56°4
	Pressure of Air ...	inches 28·328	inches 28·469	inches 28·093	inches 28·288	inches 28·352	inches 28·593	inches 28·745	inches 27·805	inches 28·354
	Amount of Rain...	inches 1·470	...	inches 0·580	inches 0·110	inches 1·000	inches 0·030	Total Rainfall, 3·190 inches		
	Prevailing Wind—N., N.W., and S.W.									



STATISTICS
OF
THE COLONY OF VICTORIA, 1861.

PART IX.

CIVIL ESTABLISHMENT, ETC.



PART IX.—CIVIL ESTABLISHMENT, ETC.

CONTENTS.

	Page
CIVIL ESTABLISHMENT	341
FOREIGN CONSULS	402
INDEX OF OFFICERS	403

STATISTICS OF VICTORIA, 1861.

CIVIL ESTABLISHMENT, ETC.

CIVIL ESTABLISHMENT.

Office.	Name.	Date of Appointment.	By whom Appointed, and under what Instrument.	Annual Salary.	Date of First Appointment under the Colonial Government.
				£ s. d.	

HIS EXCELLENCY THE GOVERNOR.

Governor-in-Chief ...	Barkly, Sir Henry, K.C.B.	26th Sept., 1856	Her Majesty the Queen	Paid under 18 & 19 Vic., cap. 55, Schedule D, Part 1	1st Sept., 1854
Private Secretary ...	Timins, Octavius Frederic	26th Sept., 1856	The Governor ...		
Military Secretary and Aide-de-camp	Bancroft, William Charles, Captain 16th Regt. Foot	26th Sept., 1856	Ditto ...		
Clerk to Private Secretary	Wadsworth, Robert ...	23rd Jan., 1855	The Lieut.-Governor		

EXECUTIVE COUNCIL.

Clerk of the Executive Council	Kay, Joseph H. ...	18th Nov., 1856	Governor in Council	1,200 0 0	22nd June, 1854
Messenger ...	Newenham, Fredk. W. ...	13th Aug., 1860	Ditto ...	50 0 0	Nil.

LEGISLATIVE COUNCIL.

President ¹ ...	Palmer, Sir J. F., The Hon.	20th Nov., 1860	Elected by the Council and approved by the Governor	1,000 0 0	
Acting President ¹ ...	Hervey, Matthew, The Hon.	19th Mar., 1861	Elected by the Council	1,000 0 0	
Chairman of Committees...	Thomson, Robert, The Hon.	4th Dec., 1860	Ditto ...	400 0 0	
Clerk of the Council and Clerk of the Parliaments	Rusden, George William	18th Nov., 1856	The Governor, with advice of Executive Council, under seal of the Colony	1,000 0 0	4th July, 1849
Clerk Assistant ...	Comyns, Charles L. ...	18th Nov., 1856	The Governor, with advice of Executive Council	600 0 0	21st June, 1854
Usher ² ...	Farquharson, Henry H. ...	18th Nov., 1856	The Governor, with advice of Executive Council, under seal of the Colony	400 0 0	
Clerk of Papers ...	Finn, Edmund ...	14th June, 1858	The Governor, with advice of Executive Council	400 0 0	14th June, 1858
Reader ³ ...	Weare, James ...	21st Nov., 1856	Ditto ...	300 0 0	21st Nov., 1856
Housekeeper ⁴ ...	Madden, Henry ...	8th June, 1858	Ditto ...	200 0 0	8th June, 1858
Reader's Assistant ...	Shallard, Thomas ...	29th May, 1857	Ditto ...	25s. per week	29th May, 1857
Six (6) Messengers ⁵ and Doorkeepers	Ditto ... each	£3 per week	
Charwoman	Ditto ...	30s. per week	

¹ The President of the Council and the Chairman of Committees are not Departmental Officers, not being appointed by the Government. The President was granted leave of absence on the 24th January, 1861, and the Acting President elected 19th March, 1861. Salary was voted for the office in such manner as to provide that none should be payable except to the Member performing the duties of President.

² The Usher also fills the office of Comptroller of Refreshment Rooms and Stables, and as such is allowed apartments, fuel, light, and water.

³ The Reader was employed at the Government Printing Office from 21st August, 1854, and was thence transferred to his present office.

⁴ The Housekeeper is allowed quarters, fuel, light, and water.

⁵ Two of the six Messengers died, one on the 18th and one on the 30th May, 1861, and the vacancies so caused have not been filled up.

CIVIL ESTABLISHMENT—continued.

Office.	Name.	Date of Appointment.	By whom Appointed, and under what Instrument.	Annual Salary.		Date of First Appointment under the Colonial Government.
				£	s. d.	
LEGISLATIVE ASSEMBLY.						
The Honorable the Speaker	Murphy, Sir Francis ...	13th Oct., 1859	Legislative Assembly	1,500	0 0	12th March, 1853
Chairman of Committees...	Lalor, Peter ...	1st Dec., 1857	Ditto ...	800	0 0	October, 1856
Clerk of Assembly ...	Barker, John ...	18th Nov., 1856	Governor by Commission	900	0 0	18th Aug., 1849
Clerk Assistant...	Dumas, Alexander Geo. ¹ ...	18th Nov., 1856	The Governor ...	700	0 0	4th Oct., 1836
Sergeant-at-Arms ...	Palmer, William Geo. ...	18th Nov., 1856	Ditto ...	400	0 0	21st June, 1854
Clerk ...	Sorell, William ...	26th Nov., 1856	Ditto ...	425	0 0	11th Oct., 1852
Ditto ...	Warner, Ashton ...	26th Nov., 1856	Ditto ...	325	0 0	9th June, 1852
Ditto ...	Atkinson, Thomas G. ...	26th Nov., 1856	Ditto ...	325	0 0	21st Oct., 1852
Ditto ...	Gill, Samuel M. ...	23rd Nov., 1856	Ditto ...	225	0 0	21st Sept., 1854
Ditto ...	McNeice, Robert ...	19th Mar., 1860	Ditto ...	175	0 0	9th May, 1859
Reader ...	Hardess, George M. ...	19th Nov., 1856	Ditto ...	250	0 0	27th June, 1853
Assistant Reader	65	0 0	
Housekeeper ²	200	0 0	
Doorkeepers (6) six	each	72s. per week	
Charwoman	30s. per week	

¹ Transferred from New South Wales 1st July, 1854.² With quarters, fuel, and water.

LIBRARIAN (PARLIAMENT HOUSES).

Librarian ...	Ridgway, Charles ...	Was appointed Assistant Clerk (acting as Librarian) to the Legislative Council, 26th Dec., 1851, and under the New Constitution was appointed Librarian to the Parliament on the 19th Nov., 1856	His Excellency the Acting Governor with the advice of the Executive Council	700	0 0	10th Nov., 1851
Assistant Librarian ...	Dopping, William ...	20th May, 1857	His Excellency the Governor	350	0 0	20th May, 1857
Clerk of the Papers ...	Britter, Alfred ...	1st Jan., 1858	Chief Secretary ...	200	0 0	7th August, 1854
Clerk ...	Sinclair, Peter ...	24th June, 1861	Ditto ...	150	0 0	24th June, 1861
Chief Messenger ...	Church, Richard ...	13th Dec., 1860	Ditto ...	187	4 0	1st Feb., 1857
Messenger ...	Thomas, David ...	17th June, 1861	Ditto ...	100	0 0	17th June, 1861
Assistant Messenger ...	O'Keefe, Thomas ...	22nd Mar., 1859	Ditto ...	75	0 0	22nd Mar., 1859

COMPTROLLER OF REFRESHMENT ROOMS AND STABLES.

Comptroller ...	Farquharson, H. H. ...	2nd Oct., 1857	By a Select Committee of both Houses of Parliament; subsequently confirmed by Parliament and the Government	No salary voted this year
Purveyor ...	Gregory, E. H. ...	Ditto ...	Ditto ...	300 0 0
Stablekeeper ...	Taylor Richard... ..	Ditto ...	Ditto ...	150 0 0

NOTE.—The Comptroller is allowed quarters, fuel, light, and water. The Purveyor and Stablekeeper receive an allowance of quarters, light, and water. In addition to the salaries above stated, the Purveyor and Stablekeeper are permitted to charge Members for refreshments, &c., according to tariffs regulated and sanctioned by a Joint Select Committee of both Houses of Parliament.

UNIVERSITY OF MELBOURNE.

Chancellor ...	Barry, Redmond ...	May, 1853 ...	The Council of the University	Nil.
Vice-Chancellor ...	Brownless, Anthony Col-ling	May, 1858 ...	Ditto ...	Nil.
Professor of Classics and Logic	Irving, Martin Howy ...	April, 1856 ...	Ditto ...	1,000 0 0
Professor of Mathematics	Wilson, William Parkinson	October, 1854	Ditto ...	1,000 0 0
Professor of Nat. Science	McCoy, Frederick ...	October, 1854	Ditto ...	1,000 0 0
Professor of History and Political Economy	Hearn, William Edwd. ...	October, 1854	Ditto ...	1,000 0 0
Registrar, Secretary, and Librarian	James, John Frederic ...	March, 1856 ...	Ditto ...	500 0 0
Collector of Pathological Specimens ¹	Ralph, Thomas Shearman	August, 1859	Ditto ...	350 0 0
Law Lecturer (1st year)*	Chapman, Henry Samuel	} Appointed from Griffith, James ... } term to term	Ditto ...	300 0 0
Ditto (2nd year)*	Billing, Richard Annesley		Ditto ...	300 0 0
Lecturer on Civil Engineering*	Griffith, James ...		Ditto ...	300 0 0
Lecture room Assistants (2)	each	150 0 0
Porter	130 0 0
Gardeners (4)	466 0 0

¹ Mr. Ralph's engagement terminated on the 31st January.

NOTE.—The gentlemen whose names are marked with asterisks (*) received also the fees paid by non-matriculated students attending their lectures. The professors are allowed quarters. The porter and head gardener are each allowed a house.

CIVIL ESTABLISHMENT—continued.

Office.	Name.	Date of Appointment.	By whom Appointed, and under what Instrument.	Annual Salary.	Date of First Appointment under the Colonial Government.
				£ s. d.	
CHIEF SECRETARY.					
Chief Secretary ...	Heales, Richard, The Hon. succeeded by O'Shanassy, John, The Hon.	27th Nov., 1860 (15th Nov., 1861, to } 29th Dec., and } 30th and 31st Dec.,	The Governor ...	2,000 0 0	27th Nov., 1860
		 at	2,500 0 0	11th Mar., 1857
Under Secretary ...	Moore, J. ...	20th April, 1854	Ditto ...	1,000 0 0	20th April, 1854
Clerk ...	Odgers, W. H. ...	22nd Mar., 1852	Ditto ...	550 0 0	22nd Mar., 1852
Ditto ...	Ware, T. W. ...	9th Oct., 1852	Ditto ...	500 0 0	9th Oct., 1852
Ditto ...	Lascelles, J. ...	8th Aug., 1853	Ditto ...	500 0 0	8th Aug., 1853
Ditto ...	Mackenzie, E. ...	8th Aug., 1853	Ditto ...	450 0 0	8th Aug., 1853
Ditto ...	Leake, R. ...	19th Oct., 1852	Ditto ...	400 0 0	19th Oct., 1852
Ditto ...	Colville, H. ...	27th Oct., 1852	Ditto ...	350 0 0	27th Oct., 1852
Ditto ...	Whitby, A. L. ...	15th May, 1852	Ditto ...	350 0 0	15th May, 1852
Ditto ...	Blakeney, Jno. ...	13th Sept., 1853	Ditto ...	350 0 0	13th Sept., 1853
Ditto ...	O'Hea, Jas. ...	1st July, 1858	Governor in Council	315 0 0	1st July, 1858
Ditto ...	McCrae, Geo. G. ...	1st Jan., 1858	Ditto ...	180 0 0	9th Jan., 1854
Ditto ...	Goode, Joseph ...	1st Nov., 1861	Ditto ...	100 0 0	28th April, 1861
Officekeeper and Despatch Clerk	Cleary, M. ...	1st Feb., 1852	The Governor ...	200 0 0	1st Jan., 1852
Housekeeper ...	Cleary, B.	Ditto ...	60 0 0	
Messenger ...	Hogan, J.	Ditto ...	70 0 0	
Ditto ...	Armstrong, S.	Ditto ...	60 0 0	

REGISTRAR-GENERAL.

Registrar-General and Registrar of Supreme Court	Archer, Wm. Hy. ...	7th Jan., 1859	Governor in Council	900 0 0	February, 1853
Clerk ...	Sunderland, Thomas ...	13th April, 1853	The Governor ...	450 0 0	13th April, 1853
Ditto ...	Holm, John C. ...	10th June, 1854	Ditto ...	450 0 0	24th Oct., 1853
Ditto ...	Pinn, David E. ...	1st Sept., 1853	Ditto ...	400 0 0	28th June, 1852
Ditto ...	Corbett, Francis A. ¹ ...	1st Jan., 1858	Governor in Council	400 0 0	1st Jan., 1858
Ditto ...	Krone, Henry ...	1st Jan., 1853	The Governor ...	375 0 0	1st Jan., 1853
Ditto ...	Smale, John K. ² ...	17th May, 1853	Ditto ...	350 0 0	17th May, 1853
Ditto ...	Gibbs, Richard ...	20th Oct., 1853	Ditto ...	350 0 0	20th Oct., 1853
Ditto ...	Hayter, H. H. ³ ...	1st Sept., 1859	Governor in Council	{ 250 0 0 } { 300 0 0 }	{ 1st Sept., 1859
Ditto ...	Hendren, H. A. ⁴ ...	1st Oct., 1859	Ditto ...	{ 250 0 0 } { 300 0 0 }	{ 1st Oct., 1859
Ditto ...	Mount, Charles A. ⁵ ...	1st Jan., 1861	Ditto ...	250 0 0	1st Jan., 1861
Ditto ...	Vernon, Edward ...	17th May, 1860	Ditto ...	200 0 0	12th Sept., 1859
Ditto ...	West, C. M. S. ⁶ ...	1st Jan., 1861	Ditto ...	200 0 0	1st Jan., 1861
Ditto ...	Walshe, P. J. ⁷ ...	1st Jan., 1861	Ditto ...	200 0 0	1st Jan., 1861
Ditto ...	Robertson, C. G. ⁸ ...	1st Jan., 1861	Ditto ...	180 0 0	1st Jan., 1861
Ditto ...	Perry, Charles L. ⁹ ...	1st July, 1860	Ditto ...	175 0 0	1st July, 1860
Ditto ...	Harrison, Thomas ¹⁰ ...	1st Jan., 1861	Ditto ...	175 0 0	1st Jan., 1860
Ditto ...	Norris, M. J. ¹¹ ...	1st Jan., 1861	Ditto ...	{ 135 0 0 } { 150 0 0 }	{ 1st Jan., 1861
Ditto ...	Villiers, Thomas ¹² ...	1st Jan., 1861	Ditto ...	{ 135 0 0 } { 150 0 0 }	{ 1st Jan., 1861
Ditto ...	Gibton, Robert ¹³ ...	1st Jan., 1861	Ditto ...	{ 125 0 0 } { 150 0 0 }	{ 1st Jan., 1861
Ditto ...	Gomm, Hy. Thos. ¹⁴ ...	1st Jan., 1861	Ditto ...	125 0 0	1st Jan., 1861
Ditto ...	Yewers, Hy. Edward ...	1st Jan., 1861	Ditto ...	{ 50 0 0 } { 75 0 0 }	{ 1st Jan., 1861
Ditto ...	Jordan, Edward ...	1st April, 1861	Ditto ...	50 0 0	1st April, 1861
Messenger and Housekeeper	150 0 0	
Messenger	100 0 0	

¹ Corbett, F. A., employed in temporary Census branch from 10th April, 1854. ² Smale, J. K., resigned 31st January, 1861.
³ Hayter, H. H., employed temporarily in Census and other branches from 1st May, 1857.
⁴ Hendren, H. A., employed temporarily in Census and other branches from 2nd July, 1857.
⁵ Mount, C. A., employed temporarily from 13th July, 1857. ⁹ Perry, C. L., employed temporarily from 1st January, 1859.
⁶ West, C. M. S., employed temporarily from 1st June, 1859. ¹⁰ Harrison, Thos., employed temporarily from 1st July, 1859.
⁷ Walshe, P. J., employed temporarily from 16th July, 1860. ¹¹ Norris, M. J., employed temporarily from 5th July, 1860.
⁸ Robertson, C. G., employed temporarily from 1st July, 1859. ¹² Villiers, Thos., employed temporarily from 12th November, 1860.
¹³ Gibton, Robt., employed temporarily from 29th May, 1860; resigned on 30th November, 1861.
¹⁴ Gomm, Hy. T., employed temporarily from 1st November, 1859.

DEPUTY-REGISTRARS OF BIRTHS AND DEATHS AT

Alberton ...	Kelsall, E. ...	February, 1858	Governor in Council
Allansford ...	Anderson, J. ...	August, 1860...	Ditto
Amherst ...	Wood, W. ...	October, 1857	Ditto
Amphitheatre ...	Ratcliffe, W. H. ...	August, 1859...	Ditto
	succeeded by		
Avoca ...	Date, F. ...	March, 1861 ...	Ditto
Ararat ...	Goodshaw, W. ...	February, 1859	Ditto
	Cannon, J. ...	July, 1859 ...	Ditto

NOTE.—The Deputy Registrars of Births and Deaths are remunerated at the rate of 2s. 6d. for each correct entry of birth and death, and receive also 1s. for every case of successful vaccination registered by them.

CIVIL ESTABLISHMENT—continued.

Office.	Name.	Date of Appointment.	By whom Appointed, and under what Instrument.	Annual Salary.	Date of First Appointment under the Colonial Government.
				£ s. d.	
REGISTRAR-GENERAL—continued.					
DEPUTY - REGISTRARS OF BIRTHS AND DEATHS AT					
Anderson's Creek	Dunlop, H. ...	January, 1860	Governor in Council		
Avenel	Norris, W. ...	June, 1859	Ditto		May, 1854
	succeeded by				
Bacchus Marsh	Qualtrough, A. ...	March, 1861	Ditto		
Ballaarat	Cooper, J. S. ...	October, 1860	Ditto		
Ballap	Pooley, W. T. ...	February, 1855	The Governor		
Balmoral	Scott, W. ...	January, 1857	Governor in Council		
Becchiworth	Molloy, W. ...	July, 1857	Ditto		
Belfast	Akehurst, A. P. ...	October, 1860	Ditto		April, 1853
Ditto (Tower Hill)	Wheeler, W. E. ...	April, 1853	The Governor		
Bellerine	Macartney, M. ...	August, 1854	Ditto		
Belvoir	Bailey, A. W. ...	January, 1855	Ditto		
Benalla	Power, W. ...	September, 1858	Governor in Council		
Berwick	Krone, A. L. ...	July, 1859	Ditto		
Blackwood	Brisbane, W. ...	October, 1860	Ditto		
Branxholme	Stobie, D. G. ...	April, 1858	Ditto		
Brighton	Best, J. ...	October, 1858	Ditto		
Broadmeadows	Simmonds, S. P. ...	April, 1860	Ditto		
	Dickinson, W. H. ...	April, 1858	Ditto		
	succeeded by				
Brunswick	Cox, Wm. ...	December, 1861	Ditto		
Buckland	George, J. ...	January, 1855	The Governor		
Bulla	Martin, A. L. ...	April, 1858	Governor in Council		
Buninyong	Lazarus, S. ...	October, 1855	The Governor		
Campbellfield	Rankin, W. B. ...	October, 1855	Ditto		
Camperdown	Hanna, A. ...	July, 1854	Ditto		
Cape Otway	Paton, John ...	December, 1856	Governor in Council		
Caramut	Ford, H. B. ...	October, 1857	Ditto		
Carisbrook	Ewing, R. ...	April, 1853	The Governor		
Carnham	Roe, W. F. ...	April, 1853	Ditto		
Casterton	Brewer, W. H. ...	May, 1860	Governor in Council		
Castlemaine	Radford, C. ...	September, 1857	Ditto		
Cavendish	Rogers, J. ...	February, 1860	Ditto		
Cheltenham	Elliott, J. ...	October, 1860	Ditto		
	Goldstone, R. ...	November, 1857	Ditto		
	succeeded by				
Clarendon	Francis, W. ...	January, 1861	Ditto		
Clunes	McLean, G. ...	February, 1859	Ditto		
Colac	Kempson, P. ...	October, 1858	Ditto		
Coleraine	Dunderdale, G. ...	February, 1858	Ditto		
Collingwood	Trangmar, G. ...	July, 1855	The Governor		
Cranbourne	Allen, S. ...	March, 1854	Ditto		June, 1853
Cressy	Duff, Rev. A. ...	October, 1855	Ditto		
Creswick	Elder, J. ...	March, 1861	Governor in Council		
Crowlands	Lees, W. B. ...	November, 1860	Ditto		
Dandenong	Seaver, Emily ...	December, 1860	Ditto		
Digby	Dobson, J. ...	August, 1859	Ditto		
Doncaster	Inverarity, H. ...	August, 1859	Ditto		
Duck Ponds	Grant, T. W. ...	March, 1861	Ditto		
	Mair, G. ...	October, 1860	Ditto		
	succeeded by				
Dunlop and Kingower	McElwee, Wm. ...	September, 1861	Ditto		
Echuca	Pierce, W. C. ...	May, 1857	Ditto		
Elephant Bridge	Forbes, D. W. ...	November, 1859	Ditto		
	Leggatt, G. ...	May, 1860	Ditto		
	succeeded by				
Eltham	Hodgson, S. D. ...	January, 1861	Ditto		
Emerald Hill and Sandridge	Hood, J. ...	September, 1860	Ditto		
Euroa	Plummer, A. ...	September, 1854	The Governor		
	Dickson, T. S. ...	August, 1859	Governor in Council		
	succeeded by				
Flemington	Flannery, O. ...	March, 1861	Ditto		
Footscray	Paterson, J. ...	February, 1856	Ditto		
	Forster, H. ...	September, 1860	Ditto		
	succeeded by				
Fryerstown	Robinson, B. ...	February, 1861	Ditto		
Geelong	Mercer, W. ...	April, 1860	Ditto		
Gipps Land	Quinan, J. ...	September, 1853	The Governor		
Gisborne	Simmons, Rev. P. K. ...	April, 1855	Governor in Council		
Glenorchy	Rigby, G. O. ...	October, 1858	Ditto		
	Frood, H. J. ...	January, 1860	Ditto		
	succeeded by				
	Fitzgerald, D. K. ...	October, 1861	Ditto		

NOTE.—The Deputy Registrars of Births and Deaths are remunerated at the rate of 2s. 6d. for each correct entry of birth and death, and receive also 1s. for every case of successful vaccination registered by them.

CIVIL ESTABLISHMENT—continued.

Office.	Name.	Date of Appointment.	By whom Appointed, and under what Instrument.	Annual Salary.	Date of First Appointment under the Colonial Government.
				£ s. d.	
		REGISTRAR-GENERAL—continued.			
DEPUTY REGISTRARS OF BIRTHS AND DEATHS AT					
Gordon and Egerton ...	Scott, J. ...	July, 1859 ...	Governor in Council		
Great Western ...	Hatch, J. ...	June, 1859 ...	Ditto		
Growler's Creek ...	Mitchell, E. ...	October, 1861	Ditto		
Hamilton ...	Garton, R. ...	April, 1853 ...	The Governor		
Harrow ...	Creagh, B. B. ...	August, 1854	Ditto		
Hawthorn ...	Bragge, J. D. L. ...	March, 1854 ...	Ditto		
Heathcote ...	Robinson, C. ...	July, 1857 ...	Governor in Council		
Heidelberg ...	Morey, Edward ...	September, 1857	Ditto		
Hepburn ...	Coffin, J. C. ...	April, 1855 ...	The Governor		
Hexham ...	Harriott, G. ...	September, 1859	Governor in Council		
Heywood ...	Salmon, J. ...	November, 1859	Ditto		
Horsham ...	Mussen, J. ...	February, 1860	Ditto		
Indigo ...	Mulligan, J. A. ...	December, 1858	Ditto	August, 1857
Inverleigh ...	Murrell, W. ...	April, 1860 ...	Ditto		
Inglewood ...	Crosland, G. ...	May, 1860 ...	Ditto		
Janefield ...	Peacock, J. ...	September, 1860	Ditto		
Kalkallo ...	Crichton, P. ...	January, 1855	The Governor		
Kangaroo Ground ...	Ross, A. ...	August, 1855	Ditto		
Kew ...	Barnard, F. ...	November, 1858	Governor in Council	?	
Keilor ...	Dowling, P. T. ...	December, 1856	Ditto		
Kilmore ...	Osborne, J. W. ...	January, 1857	Ditto		
Kingston ...	Allison, E. W. ...	January, 1861	Ditto		
Korong ...	Ross, Bryce ...	January, 1858	Ditto		
Kyneton ...	Lavender, F. T. ...	July, 1858 ...	Ditto		
Learmonth ...	Creelman, J. A. ...	December, 1858	Ditto		
Lampplough ...	Jenkyns, R. H. ¹	September, 1860	Ditto		
Lancefield ...	Phipps, J. B. ...	December, 1858	Ditto		
Leigh ...	Philp, F. P. ...	July, 1858 ...	Ditto		
Lethbridge ...	Munro, H. ...	June, 1859 ...	Ditto		
Lexton ...	Watson, G. ...	May, 1856 ...	Ditto		
Linton's ...	James, G. W. ...	May, 1860 ...	Ditto		
	succeeded by				
Lockwood ...	Latter, R. ...	May, 1861 ...	Ditto		
Longwood ...	Brown, F. ...	April, 1859 ...	Ditto		
Lucknow ...	Nunn, J. W. ...	September, 1859	Ditto		
	Ray, James ...	July, 1860 ...	Ditto		
	succeeded by				
	Drevermann, F. W. ...	April, 1861 ...	Ditto		
Maidstone ...	Rule, J. ...	May, 1860 ...	Ditto		
Maldon ...	Nott, J. ...	November, 1856	Ditto		
Malmsbury ...	Davy, E. ...	January, 1860	Ditto		
Malvern and Caulfield ...	Henry, T. G. ...	December, 1857	Ditto		
Mansfield ...	Bell, R. H. ...	July, 1860 ...	Ditto		
Maryborough ...	McCullough, W. G. ...	August, 1856...	Ditto		
Melbourne ...	Tierney, D. J. ...	June, 1858 ...	Ditto		
Melton ...	Carr, John ...	July, 1861 ...	Ditto		
Merton ...	Coller, J. ...	November, 1859	Ditto		
Minersrest ...	Little, C. J. ...	November, 1859	Ditto		
Moorabool ...	Silvester, G. B. ...	June, 1859 ...	Ditto		
Moolap ...	Hardwick, J. K. ...	July, 1858 ...	Ditto		
Mount Moriac ...	Livingstone, W. J. ...	February, 1857	Ditto		
Morse's Creek ...	Smith, A. ...	February, 1860	Ditto		
Mortlake ...	Hamilton, Rev. W. ...	October, 1857...	Ditto		
Mountain Creek ...	Ratcliffe, W. H. ...	February, 1861	Ditto		
Murgheboluc ...	Morris, S. ...	September, 1860	Ditto		
Myrtle Creek ...	Woodburn, J. ...	May, 1860 ...	Ditto		
Nerring ...	Sorley, H. ...	October, 1856...	Ditto		
Northcote ...	Blair, J. ...	March, 1859 ...	Ditto		
Oakleigh ...	Wastell, W. H. ...	October, 1857...	Ditto		
Omeco ...	Houghton, J. D. L. ...	October, 1859...	Ditto		
	succeeded by				
Osborn's Flat ...	Phipps, Wm. ...	December, 1861	Ditto		
Penshurst ...	Perrottet, L. F. ...	November, 1859	Ditto		
Pentridge ...	Baxter, P. D. ...	May, 1860 ...	Ditto		
Pitfield ...	Talbot, T. ...	September 1858	Ditto		
Pleasant Creek ...	Currie, Geo. ...	April, 1857 ...	Ditto	July, 1854
Point Nepean ...	Bennett, E. ...	September, 1860	Ditto		
Pollock Mount ...	Reed, Jas. ...	January, 1855	The Governor		
Port Albert ...	Spencer, T. W. ...	January, 1860	Governor in Council		
Portland ...	Burrows, T. ...	July, 1857 ...	Ditto		
Ditto (Coanyenne) ...	Doolan, T. ...	December, 1855	Ditto		
	Boden, A. Von St. Luz ...	August, 1854...	The Governor		

¹ Jenkyns, R. H., resigned, February, 1861.
 NOTE.—The Deputy Registrars of Births and Deaths are remunerated at the rate of 2s. 6d. for each correct entry of birth and death, and receive also 1s. for every case of successful vaccination registered by them.

CIVIL ESTABLISHMENT—continued.

Office.	Name.	Date of Appointment.	By whom Appointed, and under what Instrument.	Annual Salary.	Date of First Appointment under the Colonial Government.
				£ s. d.	
DEPUTY REGISTRARS OF BIRTHS AND DEATHS AT					
REGISTRAR-GENERAL—continued.					
Prahran	Tulloch, J.	June, 1854	The Governor		
Preston	Dimock, G.	September, 1858	Governor in Council		
Queenscliff	Dod, C.	January, 1855	Ditto		
Queenstown	Knell, J. C.	December, 1860	Ditto		
Raglan	Tonge, W.	March, 1855	Ditto		
Redcastle	Chapman, J. C.	May, 1861	Ditto		
Redy Creek	Smith, J.	December, 1860	Ditto		
Richmond	Lagoe, W. H.	June, 1855	The Governor		
Rokewood	Elder, N. G.	March, 1860	Governor in Council		
Rushworth	Baker, Thos.	January, 1860	Ditto		
	succeeded by				
	Hicks, Henry	December, 1861	Ditto		
Sale	Lightfoot, J. G. R.	August, 1856	Ditto		
	Roche, W. A.	May, 1855	The Governor		
	succeeded by				
Sandhurst	Buchan, D.	August, 1861	Governor in Council		
	Maxwell, E. S.	January, 1857	Ditto		
	Sanders, J. T.	April, 1853	The Governor		
	Barnett, A. R.	August, 1858	Governor in Council		
Snapper Point	Armstrong, W.	September, 1856	Ditto		
Skipton	Elder, A. M.	April, 1869	Ditto		
Smythesdale	Kelland, Rd.	July, 1858	Ditto		
South Yarra	Taylor, E. B.	April, 1857	Ditto		
Snowy Creek	Thompson, W.	October, 1860	Ditto		
Springs	Bayston, H.	April, 1861	Ditto		
Stanley	Mathieson, J.	December, 1859	Ditto		
Steiglitz	Western, J.	December, 1857	Ditto		
	succeeded by				
	Quinan, R. J. T.	July, 1861	Ditto		
St. Arnaud	Bliss, T.	March, 1860	Ditto		
St. Leonard's	Coulthard, T. S.	September, 1860	Governor in Council		
	succeeded by				
	Satterthwaite, J.	October, 1861	Ditto		
St. Kilda	Van Hemert, F. T.	January, 1855	The Governor		
Streatham	Jackson, W.	September, 1859	Governor in Council		
Swan Hill	Forbes, J. A.	June, 1859	Ditto		
	succeeded by				
	Pasco, C. A. D.	March, 1861	Ditto		
Sunbury	McIntyre, J.	May, 1859	Ditto		
	succeeded by				
	Ginn, T. L.	December, 1861	Ditto		
Taradale	Wilson, D.	March, 1857	Ditto		
Tarrawingee	Ladson, T.	November, 1859	Ditto		
Terang	Stansmore, S. F.	August, 1859	Ditto		
Toorak	Guillaume, J. J.	September, 1860	Ditto		
Upper Plenty	Cookson, C.	May, 1858	Ditto		
Vaughan	Mackenzie, J. S.	June, 1859	Ditto		
Violet Town	Underwood, J. A. ¹	September, 1859	Ditto		
Wahgunyah	Stuart, S. McD.	August, 1858	Ditto		
Wangaratta	Ely, A. L.	April, 1854	The Governor		
Warrnambool	Ardlie, J. M.	April, 1853	Ditto		
Whipstick	Schumann, O. F.	February, 1860	Governor in Council		
	succeeded by				
	Boyd, Jas.	November, 1861	Ditto		
White Hills	Wall, J. E.	April, 1858	Ditto		
Williamstown	Burke, Edmd.	March, 1854	The Governor		
Winchelsea	Meyler, H.	July, 1858	Governor in Council		
Woodend	McLay, D.	December, 1859	Ditto		
Woodford	Patison, J. M.	February, 1857	Ditto		
Woodstock	Whitty, J.	September, 1860	Ditto		
Woolert	Dignau, T.	December, 1855	Ditto		
Yackandandah	Maynard, G.	September, 1859	Ditto		
Yan Yean	Vernon, T. E.	May, 1858	Ditto		
Yarra Bend	Bowie, R.	April, 1854	The Governor		
Yambuk	Craig, D. B.	October, 1857	Governor in Council		
Yea	Lever, J.	August, 1860	Ditto		
	succeeded by				
	Wall, S. A.	August, 1861	Ditto		

¹ Underwood, J. A., resigned in February, 1861.
NOTE.—The Deputy Registrars of Births and Deaths are remunerated at the rate of 2s. 6d. for each correct entry of birth and death, and receive also 1s. for every case of successful vaccination registered by them.

REGISTRARS OF MARRIAGES AT

Alberton	Kelsall, E.	September, 1859	Governor in Council
Ballaarat	Pooley, W. T.	September, 1859	Ditto

NOTE.—The Registrars of Marriages receive no emolument whatever.

CIVIL ESTABLISHMENT—continued.

Office.	Name.	Date of Appointment.	By whom Appointed, and under what Instrument.	Annual Salary.	Date of First Appointment under the Colonial Government.
				£ s. d.	

REGISTRAR-GENERAL—continued.

REGISTRARS OF MARRIAGES AT

Beechworth ...	Akehurst, W. P. ...	December, 1860	Governor in Council		
Belfast ...	Wheeler, W. E. ...	September, 1859	Ditto		
Benalla ...	Krone, A. L. ...	September, 1859	Ditto		
Broadmeadows ...	Dickinson, W. H. ¹ ...	September, 1859	Ditto		
Buninyong ...	Rankin, W. B. ...	September, 1859	Ditto		
Carisbrook ...	Roe, W. F. ...	September, 1859	Ditto		
Castlemaine ...	Rogers, J. ...	March, 1860	Ditto		
Cheltenham ...	Goldstone, R. ...	September, 1859	Ditto		
	succeeded by				
	Francis, W. ...	January, 1861	Ditto		
Colac ...	Dunderdale, G. ...	September, 1859	Ditto		
Collingwood ...	Allen, S. ...	November, 1859	Ditto		
Dunolly and Kingower ...	Pierce, W. C. ...	September, 1859	Ditto		
Geelong ...	Quinan, Jas. ...	September, 1859	Ditto		
Gisborne ...	Rigby, G. O. ...	April, 1860	Ditto		
Hamilton ...	Garton, R. ...	September, 1859	Ditto		
Harrow ...	Creagh, B. B. ...	September, 1859	Ditto		
Hawthorn ...	Bragge, J. D. L. ...	September, 1859	Ditto		
Heidelberg ...	Morey, E. ...	September, 1859	Ditto		
Hexham ...	Harriott, G. ...	September, 1859	Ditto		
Heywood ...	Salmon, J. ...	August, 1861	Ditto		
Inglewood ...	Crosland, G. ...	June, 1860	Ditto		
Lancefield ...	Phipps, J. B. ...	September, 1859	Ditto		
Lexton ...	Watson, G. ...	September, 1859	Ditto		
Melbourne ...	Tierney, D. J. ...	September, 1859	Ditto		
Omeo ...	Houghton, J. D. L. ...	October, 1859	Ditto		
	succeeded by				
	Phipps, Wm. ...	August, 1861	Ditto		
Pitfield ...	Currie, G. ...	September, 1859	Ditto		
Pleasant Creek ...	Bennett, C. ...	September, 1860	Ditto		
Portland ...	Doolan, T. ...	September, 1859	Ditto		
Rokewood ...	Elder, N. G. ...	December, 1860	Ditto		
Sale ...	Lightfoot, J. G. R. ...	September, 1859	Ditto		
	Roche, W. A. ...	September, 1859	Ditto		
Sandhurst ...	Maxwell, E. S. ...	September, 1859	Ditto		
	Barnett, A. R. ...	September, 1859	Ditto		
	Sanders, J. T. ...	September, 1859	Ditto		
Sandridge ...	Plummer, A. ...	September, 1859	Ditto		
Sandy Creek ...	Grant, C. J. ...	August, 1861	Ditto		
Snapper Point ...	Worrell, J. E. ...	April, 1860	Ditto		
Smythesdale ...	Kelland, R. ...	July, 1860	Ditto		
Steiglitz ...	Western, J. ² ...	September, 1859	Ditto		
Swan Hill ...	Forbes, J. A. ...	September, 1859	Ditto		
	succeeded by				
	Pasco, C. A. D. ...	August, 1861	Ditto		
Wahgunyah ...	Stuart, S. McD. ...	September, 1859	Ditto		
Warrnambool ...	Ardlie, J. M. ...	September, 1859	Ditto		
Wedderburne ...	Morgan, R. C. ...	September, 1859	Ditto		
Williamstown ...	Burke, Edmund ...	September, 1859	Ditto		
Yackandandah ...	Maynard, George ...	August, 1861	Ditto		

¹ Dickinson, W. H., resigned December, 1861.

² Western, J., resigned July, 1861.

NOTE.—The Registrars of Marriages receive no emolument whatever.

PUBLIC VACCINATORS AT

Amherst ...	Dow, A. ...	November, 1859	Governor in Council
Amplitheatre ...	Butler, T. H. ...	August, 1859	Ditto
	succeeded by		
	Wooldrige, E. ...	May, 1861	Ditto
Avenel ...	Qualtrough, A. ...	March, 1861	Ditto
Avoca ...	Morris, W. S. ...	January, 1858	Ditto
Alberton ...	Goldie, J. J. ...	October, 1859	Ditto
Axedale ...	Boyd, James ...	October, 1858	Ditto
Bacchus Marsh ...	Lane, J. P. ...	October, 1860	Ditto
Ballaarat ...	Stewart, J. ...	March, 1855	The Governor
Ballaarat East ...	Hobson, R. J. ...	May, 1860	Governor in Council
Ballan ...	Edmonston, J. ...	November, 1860	Ditto
	succeeded by		
	Topling, J. ...	May, 1861	Ditto
Balmoral and Harrow ...	Mollov, W. T. ...	July, 1857	Ditto
Beechworth ...	Hutchinson, B. ...	August, 1859	Ditto
Belfast ...	Lee J. ...	December, 1854	The Governor
	succeeded by		
	Jermyn, David ...	October, 1861	Governor in Council
Bellerine ...	King, J. ...	January, 1856	Ditto

NOTE.—The Public Vaccinators are remunerated at the rate of 2s. 6d. for every case of successful vaccination.

CIVIL ESTABLISHMENT—continued.

Office.	Name.	Date of Appointment.	By whom Appointed, and under what Instrument.	Annual Salary. £ s. d.	Date of First Appointment under the Colonial Government.
REGISTRAR-GENERAL—continued.					
PUBLIC VACCINATORS AT					
Benalla	Lever, J.	September, 1861	Governor in Council		
Berwick	Brisbane, M.	March, 1860 ...	Ditto		
	succeeded by				
	Stephenson, R.	December, 1861	Ditto		
Brighton	Tovell, C. J.	April, 1857 ...	Ditto		
Broadmeadows	Barlas, James ¹	July, 1860 ...	Ditto		
Brunswick	Tweeddale, J. D.	March, 1859 ...	Ditto		
	succeeded by				
	Talbot, Robert	February, 1861	Ditto		
Buninyong	Rankin, W. B.	October, 1855	The Governor		
Camperdown	Lawrence, J. P.	June, 1860 ...	Governor in Council		
Campbellfield	Migeod, T.	October, 1860	Ditto		
	succeeded by				
	Talbot, T.	September, 1860	Ditto		
Carlton	Penfold, C. P.	June, 1859 ...	Ditto		
Carngham	Crossen, H.	April, 1860 ...	Ditto		
Ditto (Snake Valley)	Johnston, J.	December, 1860	Ditto		
Casterton	Radford, C.	March, 1856 ...	Ditto		
Castlemaine	Preshaw, W. F.	April, 1855 ...	The Governor		
Ceres	Annesley, T.	October, 1860...	Governor in Council		
Cheltenham	Goldstone, R.	November, 1857	Ditto		
	succeeded by				
	Richmond, V. B. W.	January, 1861	Ditto		
Clunes	Robinson, J. T.	October, 1858...	Ditto		
Collingwood	Serrell, T.	December, 1858	Ditto		
Collingwood, East	Livingston, A. C.	December, 1857	Ditto		
Cranbourne and Dandenong	Phillips, C. ²	December, 1857	Ditto		
	succeeded by				
	Brown, R.	April, 1861 ...	Ditto		
Crowlands	Helsham, J. J.	July, 1860 ...	Ditto		
Colac	Rae, T.	September, 1860	Ditto		
Coleraine and Digby	Inverarity, H.	May, 1856 ...	Ditto		
Conewarre	Donaldson, H. ³	December, 1858	Ditto		
	succeeded by				
	Spark, J.	September, 1861	Ditto		
Creswick	Roche, Geo.	December, 1860	Ditto		
Donnybrook	Barnes, E.	September, 1860	Ditto		
Echuca	Bond, H.	October, 1858...	Ditto		
	succeeded by				
	Strutt, C. E.	April, 1861 ...	Ditto		
Eltham	Hood, J.	December, 1861	Ditto		
Epsom	(See White Hills)				
Euroa	Greene, John	November, 1861	Ditto		
Emerald Hill and Sandridge	Plummer, A.	December, 1854	The Governor		
Essendon	Tweeddale, J. D.	February, 1861	Governor in Council		
Flemington	Paterson, J.	January, 1856	Ditto		
Footscray	Crooke, W. E.	May, 1860 ...	Ditto		
Fryerstown	Black, A. M.	December, 1860	Ditto		
	succeeded by				
	Plews, E. W.	September, 1861	Ditto		
Geelong	Mackin, C. T.	February, 1860	Ditto		
Ditto (Ashby)	Spark, J.	July, 1855 ...	The Governor		
Ditto (Newtown)	Grace, J.	July, 1855 ...	Ditto		
Gisborne	Rigby, G. O.	October, 1857...	Governor in Council		
Gordon	Brown, H.	November, 1859	Ditto		
Greensborough	Dimock, G.	September, 1858	Ditto		
	succeeded by				
	Hood, J.	December, 1861	Ditto		
Growler's Creek	Lloyd, C. J.	December, 1861	Ditto		
Hamilton	Stevenson, W.	June, 1855 ...	The Governor		
Harrow	Sutherland, W. S.	October, 1861...	Governor in Council		
Hawthorn	Bragge, J. D. L.	December, 1854	The Governor		
Heathcote	Robinson, C.	October, 1855...	Ditto		
Heidelberg and Kangaroo Ground	Butler, G. S. C.	September, 1857	Governor in Council		
Hexham, Mortlake, and Caramut	Hinchcliffe, W.	December, 1861	Ditto		
Hepburn	Selby, J.	December, 1859	Ditto		
	succeeded by				
	Huston, W. K.	June, 1861 ...	Ditto		
Horsham	Johnston, W.	July, 1860 ...	Ditto		
Huntley	Macnecece, J.	December, 1860	Ditto		
Inglewood	Crosland, G.	May, 1860 ...	Ditto		
Indigo	McMullen, J.	May, 1860 ...	Ditto		

¹ Barlas, James, resigned July, 1861.² Phillips, C., resigned March, 1861.³ Donaldson, H., resigned September, 1861.

NOTE.—The Public Vaccinators are remunerated at the rate of 2s. 6d. for every case of successful vaccination.

CIVIL ESTABLISHMENT—continued.

Office.	Name.	Date of Appointment.	By whom Appointed, and under what Instrument.	Annual Salary.		Date of First Appointment under the Colonial Government.
				£	s. d.	
REGISTRAR-GENERAL—continued.						
PUBLIC VACCINATORS AT						
Indigo (Christmastown) ...	Hopkins, T. B. ¹ ...	May, 1860 ...	Governor in Council			
Kilmore ...	Nicolson, D. W. ...	February, 1857	Ditto			
Kensington ...	Walsh, E. J. ...	October, 1860...	Ditto			
Kew ...	Fox, H. T. ...	December, 1858	Ditto			
Kingower ...	Pierce, W. C. ...	May, 1860 ...	Ditto			
Kingston ...	Daniel, F. ...	December, 1860	Ditto			
Kyneton ...	Geary, H. ...	December, 1854	The Governor			
Lucknow ...	Ray, Jas. ...	July, 1860 ...	Governor in Council			
Linton's ...	Hooper, F. L. ...	May, 1860 ...	Ditto			
Lake Learmonth ...	Creelman, J. A....	May, 1860 ...	Ditto			
Lancefield ...	Phipps, J. B. ...	October, 1859...	Ditto			
	succeeded by					
	Birney, G. D. ...	June, 1861 ...	Ditto			
Lethbridge ...	Gray, A. S. ...	February, 1860	Ditto			
Laplough ...	Morris, W. S. ...	December, 1860	Ditto			
Livingstone Creek ...	Fisher, R. J. ...	December, 1859	Ditto			
Maidstone ...	Rule, J. ...	June, 1860 ...	Ditto			
Maldon ...	Mason, M. T. ² ...	February, 1857	Ditto			
	succeeded by					
	Nixon, G. F. ...	April, 1861 ...	Ditto			
Malmsbury ...	Davy, E. ...	January, 1860	Ditto			
Mansfield ...	Lewis, J. K. ...	January, 1861	Ditto			
Maryborough ...	Laidman, F. W. ...	August, 1857	Ditto			
Melbourne ...	Ford, F. T. W. ...	December, 1854	The Governor			
Melbourne, North ...	Moore, George ...	April, 1857 ...	Governor in Council			
Mount Ararat ...	Ridley, A. ...	May, 1859 ...	Ditto			
	succeeded by					
	Drury, G. D. ...	January, 1861	Ditto			
Mount Blackwood ...	Tompson, J. M. ...	January, 1860	Ditto			
Mount Doran ...	McIntyre, J. G. ...	June, 1860 ...	Ditto			
	succeeded by					
	Wyllie, A. M. ³ ...	October, 1861	Ditto			
Mount Moriac ...	Minter, M. ...	October, 1855	The Governor			
Mountain Creek ...	Slater, A. L. ...	December, 1860	Governor in Council			
Murgheboluc ...	Morris, S. ...	April, 1861 ...	Ditto			
Nerring ...	Sorley, H. ...	December, 1856	Ditto			
Northcote ...	Blair, J. ...	June, 1858 ...	Ditto			
	Dukes, C. ...	November, 1857	Ditto			
Oakleigh, Malvern, and Caulfield ...	succeeded by					
	Llewellyn, J. H. H. ...	January, 1861	Ditto			
Pentridge ...	Talbot, T. ...	September, 1858	Ditto			
Point Nepean ...	Reed, J. ...	December, 1854	The Governor			
Portland ...	Grier, C. ...	June, 1856 ...	Governor in Council			
Pleasant Creek ...	Bennett, E. ...	August, 1860...	Ditto			
Prahran ...	Phillips, J. ...	October, 1855	The Governor			
	Dimock, G. ...	December, 1860	Governor in Council			
Preston, Woollert, and Thomastown ...	succeeded by					
	Wigg, T. C. ...	December, 1861	Ditto			
Queenscliff ...	Robertson, A. ...	December, 1854	The Governor			
Queenstown ...	Phillips, W. B. ...	February, 1861	Governor in Council			
Raglan ...	Tonge, W. ...	December, 1853	Ditto			
Redbank ...	Brisbane, M. ...	August, 1861 ...	Ditto			
Redcastle ...	Chapman, J. E. ...	June, 1861 ...	Ditto			
Rokewood ...	Watkins, C. ⁴ ...	May, 1860 ...	Ditto			
Richmond ...	Clarke, H. St. J. ...	December, 1854	The Governor			
Rushworth ...	O'Connor, M. J. ...	May, 1861 ...	Governor in Council			
Rutherglen ...	Dempster, J. C. ...	January, 1861	Ditto			
	succeeded by					
	Wilson, H. B. ...	April, 1861 ...	Ditto			
Sale ...	Bull, George ...	November, 1860	Ditto			
Sandy Creek ...	Grant, C. J. ...	October, 1857	Ditto			
	Roche, W. A. ...	March, 1855 ...	The Governor			
Sandhurst ...	Maxwell, E. S. ...	February, 1857	Governor in Council			
Snapper Point ...	Rodd, J. S. ...	October, 1856	Ditto			
St. Arnaud ...	Lock, E. J. ...	July, 1861 ...	Ditto			
Smythesdale ...	Saenger, L. ...	June, 1857 ...	Ditto			
South Yarra ...	Coates, J. ...	September, 1857	Ditto			
St. Kilda ...	Van Hemert, F. T. ...	December, 1854	The Governor			
Stanley ...	Davies, T. ...	June, 1861 ...	Governor in Council			
Steiglitz ...	Western, J. ...	October, 1856	Ditto			
Sunbury ...	McIntyre, J. ...	May, 1859 ...	Ditto			
Swan Hill ...	Gummow, B. W. ...	February, 1858	Ditto			
Taradale ...	Robinson, R. C. ...	February, 1860	Ditto			

¹ Hopkins, T. B., resigned January, 1861.

² Mason, M. T., died March, 1861.

³ Wyllie, A. M., died December, 1861.

⁴ Watkins, C., deceased 1861.

NOTE.—The Public Vaccinators are remunerated at the rate of 2s. 6d. for every case of successful vaccination.

CIVIL ESTABLISHMENT—continued.

Office.	Name.	Date of Appointment.	By whom Appointed, and under what Instrument.	Annual Salary.	Date of First Appointment under the Colonial Government.
				£ s. d.	
REGISTRAR-GENERAL—continued.					
PUBLIC VACCINATORS AT					
Upper Plenty and Yan Yean	Ronald, W. ...	February, 1856	Governor in Council		
Vaughan ...	Malcolm, J. B. ...	August, 1859 ...	Ditto		
Wangaratta ...	Dobbyn, W. A. ...	April, 1855 ...	The Governor		
Wedderburne ...	King, J. W. ...	January, 1861	Governor in Council		
	succeeded by				
	Matthews, R. B. ...	October, 1861	Ditto		
Whipstick ...	Jordan, T. F. ...	April, 1858 ...	Ditto		
Warrnambool ...	Breton, H. ...	September, 1856	Ditto		
Williamstown ...	Wilkins, J. ...	December, 1854	The Governor		
Winchelsea ...	Meyler, H. ...	July, 1858 ...	Governor in Council		
Woollert ...	Dimock, George ...	December, 1860	Ditto		
	succeeded by				
	Wigg, T. C. ...	December, 1861	Ditto		
White Hills ...	Caudle E. ¹ ...	January, 1860	Ditto		
	succeeded by				
	Cheyne, W. A. ...	September, 1861	Ditto		
Woodend ...	McLay, D. ...	November, 1859	Ditto		
Yarra Bend ...	Bowie, R. ...	December, 1854	The Governor		
Yackandandah ...	Murphy, J. W. ...	October, 1859	Governor in Council		
Yandoit ...	Mottley, George ² ...	January, 1861	Ditto		
Yea ...	Lever, James ³ ...	June, 1860 ...	Ditto		

¹ Caudle, E., deceased 1861² Mottley, George, deceased January, 1861.³ Lever, James, resigned August, 1861.

NOTE.—The Public Vaccinators are remunerated at the rate of 2s. 6d. for every case of successful vaccination.

CHIEF COMMISSIONER OF POLICE.

Chief Commissioner ...	Standish, Fredk. Charles	1st Sept., 1858	Governor in Council	900 0 0	12th April, 1854
Paymaster ...	Mair, William ...	1st Jan., 1853	The Lieut. Governor	550 0 0	1st March, 1843
Chief Clerk ...	Moors, Henry ...	1st Jan., 1854	Ditto ...	500 0 0	1st Nov., 1852
Clerk ...	Fosbery, Edmund Walcott	10th Feb., 1853	Ditto ...	400 0 0	10th Feb., 1853
Ditto ...	Elkins, Henry ...	29th March, 1857	Governor in Council	400 0 0	7th July, 1853
Ditto ...	Rusden, Henry Keylock	23rd June, 1853	The Lieut. Governor	325 0 0	23rd June, 1853
Ditto ...	Pettet, John Griffin ...	1st Jan., 1858	Governor in Council	275 0 0	19th June, 1854
Ditto ...	Raven, John Claudius ...	1st June, 1855	The Governor ...	250 0 0	1st Feb., 1854
	succeeded by				
	Robertson, William ...	1st Jan., 1858	Governor in Council	250 0 0	11th Jan., 1856
	succeeded by				
	Feinaigle, Chas. G. ...	1st Feb., 1860	Ditto ...	250 0 0	1st Jan., 1854
	succeeded by				
	Wilkinson, Henry ...	14th Oct., 1861	Ditto ...	See above	1st Dec., 1853
Inspecting Superintendent	Smith, Peter Henry ...	20th June, 1856	Ditto ...	550 0 0	10th Feb., 1853
Superintendent (1st class)	Dana, Wm. A. P. ...	1st Jan., 1854	The Governor ...	425 0 0	1st May, 1845
Ditto ...	Lyttleton, Thos. H. ...	1st Jan., 1854	Ditto ...	425 0 0	1st April, 1852
Ditto ...	Foster, Henry ...	1st Jan., 1854	Ditto ...	425 0 0	15th March, 1853
Ditto ...	Freeman, Samuel Edward	1st Jan., 1854	Ditto ...	425 0 0	1st Dec., 1852
Ditto ...	Bookey, P. le Poer ...	1st Jan., 1859	Governor in Council	425 0 0	1st Feb., 1853
	(2nd class 1 1 1854)				
	Cobham, F. McCrae ...	1st Jan., 1859	Ditto ...	425 0 0	1st Jan., 1853
	(2nd class 1 1 1854)				
	Slade, Edgar ...	1st Jan., 1859	Ditto ...	425 0 0	10th Feb., 1853
	(2nd class 1 1 1854)				
	Kirk, Arthur ...	11th July, 1860	Ditto ...	425 0 0	8th Nov., 1852
	(2nd class 1 8 1855)				
	Reid, Francis A. S. ...	1st Sept., 1860	Ditto ...	425 0 0	29th July, 1852
	(2nd class 22 3 1856)				
Superintendent (2nd class)	Winch, Frederick Alfred	1st Jan., 1858	Ditto ...	400 0 0	8th Sept., 1852
Ditto ...	Langley, Thomas E. ...	15th Oct., 1858	Ditto ...	400 0 0	1st April, 1852
Ditto ...	Furnell, Samuel S. ...	1st Jan., 1859	Ditto ...	400 0 0	1st Jan., 1853
Ditto ...	Chambers, David D. ...	1st Jan., 1859	Ditto ...	400 0 0	1st Jan., 1853
Ditto ...	Wilson, Bowes Todd ...	1st Jan., 1859	Ditto ...	400 0 0	10th Feb., 1853
Ditto ...	Geary, Harry V. ...	1st Jan., 1859	Ditto ...	400 0 0	18th Feb., 1853
Ditto ...	McCulloch, Robert ...	1st Jan., 1859	Ditto ...	400 0 0	1st May, 1853
Ditto ...	Mason, Joseph ...	1st Jan., 1859	Ditto ...	400 0 0	4th Oct., 1852
Inspector (1st class)	Hill, Henry ...	1st June, 1853	The Governor	300 0 0	1st June, 1853
Ditto ...	Barclay, Hugh Ross ...	1st Jan., 1854	Ditto ...	300 0 0	17th Aug., 1852
Ditto ...	Taylor, Robert C. ...	1st Jan., 1854	Ditto ...	300 0 0	1st Oct., 1853
Ditto ...	McNeil, Nathan ...	1st Jan., 1854	Ditto ...	300 0 0	20th Sept., 1852
Ditto ...	Chomley, Hussey M. ...	1st Jan., 1854	Ditto ...	300 0 0	19th Sept., 1852
Inspector (2nd class)	Green, Reginald ...	1st Jan., 1854	Ditto ...	275 0 0	16th Sept., 1852
Ditto ...	Hare, Francis ...	1st Aug., 1855	Ditto ...	275 0 0	1st Jan., 1854
Ditto ...	Nicolas, Wm. R. ...	1st Jan., 1854	Ditto ...	275 0 0	1st March, 1853

CIVIL ESTABLISHMENT—continued.

Office.	Name.	Date of Appointment.	By whom Appointed, and under what Instrument.	Annual Salary.	Date of First Appointment under the Colonial Government.
				£ s. d.	
CHIEF COMMISSIONER OF POLICE—continued.					
Inspector (2nd class) ...	Ximenes, Maurice F. ...	Reappointed 1st June, 1855	The Governor ...	275 0 0	8th Nov., 1852
Ditto ...	Purcell, Dillon ...	1st Jan., 1854	Ditto ...	275 0 0	1st May, 1853
Sub-Inspector ...	Leech, Robert ...	1st Aug., 1853	Ditto ...	250 0 0	1st Aug., 1853
Ditto ...	Kabat, Leopold ...	17th Sept., 1853	Ditto ...	250 0 0	7th Nov., 1852
Ditto ...	Page, Martin ...	1st May, 1854	Ditto ...	250 0 0	1st Dec., 1852
Ditto ...	Kossack, Ladislaw ...	17th Sept., 1853	Ditto ...	250 0 0	7th Nov., 1853
Ditto ...	Sadlier, John ...	1st Jan., 1854	Ditto ...	250 0 0	1st Dec., 1852
Ditto ...	Stoney, Isaac H. H. ...	2nd May, 1854	Ditto ...	250 0 0	1st May, 1853
Ditto ...	Beaver, Alexander ...	4th May, 1854	Ditto ...	250 0 0	10th Dec., 1852
Ditto ...	Disney, Robert ...	5th May, 1853	Ditto ...	250 0 0	22nd Jan., 1853
Ditto ...	Shearman, Robert C. ...	1st June, 1854	Ditto ...	250 0 0	1st Feb., 1852
Ditto ...	Branigan, St. John ...	1st June, 1856	Governor in Council	250 0 0	25th Nov., 1854
Ditto ...	Palmer, Henry S. ...	1st June, 1856	Ditto ...		21st July, 1853
Sub-Inspector (but paid as Sergeant)	Smith, Alexander B. ...	Reappointed 22nd Feb., 1858	Ditto ...		5th Nov., 1852
Ditto ...	Weldon, Thomas K. ...	13th Oct., 1858	Ditto ...		1st Dec., 1852
Ditto ...	Ryall, Edward B. ...	18th Feb., 1859	Ditto ...		14th Jan., 1853
Ditto ...	McNamara, Francis J. ...	26th Mar., 1859	Ditto ...		9th July, 1853
Ditto ...	Orridge, John W. ...	13th May, 1859	Ditto ...		1st Oct., 1853
Ditto ...	Downing, Henry ...	24th April, 1860	Ditto ...		6th Dec., 1852
Ditto ...	Whiteford, Caleb ...	1st Sept., 1860	Ditto ...		21st Sept., 1853
Ditto ...	Keddell, Jackson ...	1st Sept., 1860	Ditto ...		1st May, 1853
Ditto ...	Culkin, John ...	31st Oct., 1860	Probationary, by the Hon. the Chief Secretary		19th April, 1854
Ditto ...	Dobson, John ...	20th Nov., 1860	Ditto ...		24th Feb., 1854
Mounted Sergeants, 1st class (13)			The Chief Commissioner of Police	10s. per diem	
Ditto 2nd " (8)			Ditto ...	9s. "	
Senior Constables (47)			Ditto ...	8s. 6d. "	
Constables (276)			Ditto ...	8s. "	
Sergeants, 1st class (41)			Ditto ...	10s. "	
Ditto 2nd " (47)			Ditto ...	9s. "	
Senior Constables (102)			Ditto ...	8s. 6d. "	
Constables (741)		Various ...	Ditto ...	8s. "	Various
Escort Drivers (7)			Ditto ...	10s. "	
Coachsmith (1)			Ditto ...	12s. "	
Farrier (1)			Ditto ...	12s. "	
Armourer (1)			Ditto ...	12s. "	
Saddler (1)			Ditto ...	10s. "	
Wheelwright (1)			Ditto ...	10s. "	
Female Cooks and Searchers (50)			Ditto ...	At £25 or under	
DETECTIVES.					
Superintendent ...	Nicolson, Charles H. ...	1st Oct., 1857	Governor in Council	525 0 0	6th Dec., 1852
Resident Clerk ...	Scott, James Davis ...	1st Jan., 1860	Ditto ...	275 0 0	27th June, 1855
Detectives, 1st class (15)			The Chief Commissioner of Police	13s. per diem	
Ditto 2nd " (15)			Ditto ...	11s. "	Various
Ditto 3rd " (11)			Ditto ...	9s. "	

1 Sub-Inspector Keddell resigned on the 31st October, 1861.

2 Constables under one year's service received but 7s. per diem.

GAOLS.

MELBOURNE.		GAOLS.					
Governor ...	Wintle, George ...	January, 1838	Acting Governor ...	500 0 0	1836		
Clerk ...	Jones, Edwyn ...	1st April, 1860	Governor in Council	350 0 0	12th May, 1854		
Ditto ...	Gorman, Michael ...	11th Aug., 1858	Ditto ...	190 0 0	11th Aug., 1853		
Storekeeper ...	Butler, Rogerson C. ...	15th Mar., 1860	Ditto ...	190 0 0	1st March, 1856		
Matron ...	Wintle, Mary ...	January, 1845	The Governor ...	100 0 0	January, 1845		
Church of England Chaplain	Studdert, George ...	26th July, 1853	Lieut.-Governor ...	100 0 0	26th July, 1853		
Roman Catholic Chaplain	Moore, James ...	July, 1859	The Governor ...	100 0 0	July, 1859		
Gaoler, Western Gaol ...	Gale, John ...	4th May, 1857	Ditto ...	270 0 0	6th Jan., 1851		
Senior Turnkey ...	Rowley, James ...	1st Jan., 1852	The Sheriff ...	200 0 0	19th June, 1847		
Ditto ...	McQuin, Thomas ...	1st Oct., 1861	Chief Secretary ...	200 0 0	July, 1854		
Overseer of Labor ...	Hackett, James ...	3rd Mar., 1853	The Sheriff ...	200 0 0	3rd March, 1853		
Senior Female Turnkey ...	Gale, Harriett ...	4th May, 1857	Ditto ...	100 0 0	11th Feb., 1851		
Turnkeys (19) ...							
Female Turnkeys (2) ...				at	8s. per diem		
				at	4s 6d per diem		

CIVIL ESTABLISHMENT—continued.

Office.	Name.	Date of Appointment.	By whom Appointed, and under what Instrument.	Annual Salary.	Date of First Appointment under the Colonial Government.
				£ s. d.	
GAOLS—continued.					
GEE LONG.					
Governor ...	Brodie, Charles ...	1st March, 1852	Colonial Government	350 0 0	May, 1838
Clerk ...	Hylton, John Campbell ...	April, 1855 ...	Chief Secretary ...	225 0 0	2rd March, 1853
Matron ...	Stanes, Charlotte ...	January, 1861	Ditto ...	75 0 0	1st Feb., 1855
Overseer of Labor ...	Smith, Joseph ...	May, 1853 ...	Ditto ...	200 0 0	
Senior Turnkey ...	Ford, James ...	February, 1858	Ditto ...	200 0 0	7th Oct., 1852
Turnkeys (9) at 8s.	{ Colonial Govt., The Sheriff, and Chief Secretary }	1,314 0 0	
Turnkey at Old Gaol	Ditto ...	200 0 0	
Female Turnkey	Ditto ...	82 2 6	
CASTLEMAINE.					
Gaoler ...	McEwen, John ...	July, 1855	300 0 0	October, 1852
Matron ...	McEwen, Mary ...	July, 1855	75 0 0	October, 1852
Senior Turnkey ...	Brossnan, Daniel ...	3rd Sept., 1855	200 0 0	
Turnkey ...	Davis, Joseph B. ...	25th Jan., 1858	146 0 0	
Ditto ...	Mackenzie, Donald ...	25th Jan., 1858	146 0 0	
Ditto ...	Carroll, Michael ...	1st Sept., 1858	146 0 0	
Ditto ...	Lillie, Robert ...	1st June, 1860	146 0 0	
Ditto ...	Sutton, William ...	12th Feb., 1861	146 0 0	
Ditto ...	Shegog, George ...	16th Sept., 1861	146 0 0	
Female Turnkey ...	Shegog, Annie ...	17th Oct., 1861	82 2 6	
SANDHURST.					
Governor ...	Gee, J. W. ...	1st Jan., 1854	The Governor ...	300 0 0	
Matron ...	Gee, Mary S. ...	19th June, 1855	Ditto ...	75 0 0	
Senior Turnkey ...	Maude, Thos. ...	1st Feb., 1855	The Sheriff ...	200 0 0	6th Oct., 1854
Turnkey ...	Woods, Thos. ...	1st May, 1855	Ditto ...	146 0 0	
Ditto ...	Franklin, Jas. ...	25th Jan., 1858	Ditto ...	146 0 0	
Ditto ...	McKellar, Dugald ...	25th Jan., 1858	Ditto ...	146 0 0	
Ditto ...	Ryan, William ...	1st Jan., 1859	Ditto ...	146 0 0	
Ditto ...	Haggart, Peter ...	3rd Sept., 1861	Ditto ...	146 0 0	
Ditto ...	Gery, John ...	1st Oct., 1861	Ditto ...	146 0 0	
Female Turnkey ...	Murray, Christina ...	7th Nov., 1861	Ditto ...	84 6 0	
BALLAARAT.					
Governor ...	Magee, William S. ...	August, 1861	Governor in Council	300 0 0	September, 1853
Matron ...	Magee, Selina ...	January, 1861	Ditto ...	75 0 0	
Senior Turnkey ...	Hamilton, James ...	September, 1861	Chief Secretary ...	200 0 0	May, 1858
Turnkey ...	Tiernan, Michael ...	October, 1857	The Sheriff ...	136 17 6	
Ditto ...	Shewring, Josiah ...	October, 1857	Ditto ...	136 17 6	
Ditto ...	O'Meara, Thomas ...	December, 1857	Ditto ...	136 17 6	
Ditto ...	Rogers, Samuel ...	May, 1858 ...	Ditto ...	136 17 6	
Ditto ...	Pinniger, Henry ...	September, 1858	Ditto ...	136 17 6	
Ditto ...	Young, Alexander ...	April, 1859 ...	Ditto ...	136 17 6	
Ditto ...	Irwin, William ...	August, 1861	Chief Secretary ...	136 17 6	
Female Turnkey ...	Seear, Susan ...	January, 1861	The Sheriff ...	82 2 6	
BEECHWORTH.					
Governor of Gaol ...	Castiean, John B. ...	March, 1856 ...	The Governor ...	300 0 0	December, 1852
Matron ...	Castiean, Mary ...	January, 1859	Ditto ...	75 0 0	January, 1859
Senior Turnkey ...	Stewart, George ...	April, 1859 ...	Ditto ...	200 0 0	July, 1857
Turnkeys (6)	Ditto ...	8s. per diem	
Female Turnkey	Ditto ...	4s. 6d. per diem	
PORTLAND.					
Governor ...	Hyland, Thomas ...	1st Oct., 1861	Governor in Council	250 0 0	1st Feb., 1853
Senior Turnkey ...	Thompson, Chas. Geo ...	March, 1854 ...	The Sheriff ...	200 0 0	March, 1854
Matron ...	Thompson, Eliza ...	1st Oct., 1861... ..	Ditto ...	75 0 0	1st Oct., 1861
Turnkey ...	Heyward, Joseph	Ditto ...	8s. per diem	
Ditto ...	Canning, Peter	Ditto ...	8s. per diem	
KILMORE.					
Gaoler... ..	White, James ...	1st July, 1859	Chief Secretary ...	250 0 0	1st July, 1859
Matron ...	White, Mary ...	1st July, 1859	Ditto ...	75 0 0	1st July, 1859
Senior Turnkey ...	Moore, Thomas... ..	1st July, 1859	Ditto ...	200 0 0	2nd Jan., 1856
Turnkey ...	Stafford, William ...	21st Aug., 1860	The Sheriff ...	146 0 0	21st Aug., 1860
Ditto ...	Foy, Henry ...	18th April, 1861	Ditto ...	146 0 0	1st Oct., 1856

CIVIL ESTABLISHMENT—continued.

Office.	Name.	Date of Appointment.	By whom Appointed, and under what Instrument.	Annual Salary.	Date of First Appointment under the Colonial Government.
				£ s. d.	
GAOLS—continued.					
ARARAT.					
Governor ...	Walker, Samuel ...	October, 1861	The Governor ...	300 0 0	December, 1853
Matron ...	Walker, Eliza ...	October, 1861	Ditto ...	75 0 0	December, 1853
Senior Turnkey ...	Gray, John ...	October, 1861	Chief Secretary ...	200 0 0	August, 1854
Turnkey ...	Notley, James C. ...	October, 1861	} 8s. per day	October, 1861
Ditto ...	Vivian, James M. ...	October, 1861		
Ditto ...	Jackson, Samuel P. ...	October, 1861		
Ditto ...	Gibson, Thomas ...	October, 1861		
Ditto ...	Fiddimont, George ...	October, 1861	} 4s. 6d. per day	May, 1854
Ditto ...	Jack, William ...	October, 1861		
Female Turnkey ...	Sherlock, Henrietta ...	October, 1861		
MARYBOROUGH.					
Governor ...	Dwyer, Peter	The Governor ...	300 0 0	1st Nov., 1853
Matron ...	Dwyer, Mary Ann ...	1st Aug., 1861	Ditto ...	75 0 0	1st Aug., 1861
Senior Turnkey ...	McPherson, Angus ...	27th Dec., 1860	Ditto ...	200 0 0	September, 1852
Turnkey ...	Bailey, Edward A. ...	1st Aug., 1861	Ditto ...	146 0 0	
Ditto ...	Cavanagh, William ...	1st Aug., 1861	Ditto ...	146 0 0	
Ditto ...	Healey, Robert ...	1st Aug., 1861	Ditto ...	146 0 0	
Ditto ...	McLahose, Robert ...	1st Aug., 1861	Ditto ...	146 0 0	
Ditto ...	Mayson, John ...	1st Aug., 1861	Ditto ...	146 0 0	
Ditto ...	Macdonald, Henry ...	1st Aug., 1861	Ditto ...	146 0 0	
Female Turnkey ...	Cavanagh, Susannah ...	1st Aug., 1861	Ditto ...	82 2 6	
PENAL ESTABLISHMENTS.					
Inspector-General ...	Champ, Wm. T. N.* ...	19th May, 1857	The Governor ...	880 0 0	19th May, 1857
Chief Clerk ...	Snelling, Wm. ...	14th Oct., 1852	Ditto ...	500 0 0	1st May, 1852
Accountant ...	Stone, Joseph ...	27th June, 1858	Ditto ...	400 0 0	19th Jan., 1855
Clerk ...	Longland, Fredk. ...	1st Nov., 1856	Ditto ...	300 0 0	1st Nov., 1853
Visiting Justice ...	Youl, Richard ...	1st Dec., 1854	Ditto ...	280 0 0	1852
Ditto ...	Crawford, Wm. ...	1st March, 1858	Ditto ...	Nil	1853
Chaplain (Protestant) ...	Bardin, Chas. P. M. ...	21st Nov., 1860	Ditto ...	400 0 0	21st Nov., 1860
Ditto (Roman Catholic) ...	England, Henry ...	1st Nov., 1859	Ditto ...	300 0 0	1st Nov., 1859
Superintendent ...	Smith, Malcolm H.* ...	21st Sept., 1852	Ditto ...	400 0 0	21st Sept., 1852
Ditto ...	Duncan, George O.* ...	31st July, 1854	Ditto ...	400 0 0	19th June, 1854
Ditto ...	Blachford, Henry W.* ...	31st May, 1856	Ditto ...	400 0 0	1st March, 1855
Assistant Superintendent ...	Redden, Alfred* ...	1st Jan., 1860	Ditto ...	275 0 0	3rd Jan., 1854
Senior Chief Warden ...	Gardiner, Robert* ...	21st May, 1856	Ditto ...	300 0 0	1st Aug., 1852
Chief Warden ...	Turnham, Joseph* ...	23rd March, 1855	Ditto ...	250 0 0	3rd Dec., 1852
Ditto ...	Hyland, Thos.* ...	21st May, 1856	Ditto ...	} 250 0 0	{ 1st Feb., 1853
	succeeded by				
	Donald, Peter F.* ...	1st Oct., 1861	Ditto ...	} 250 0 0	{ 15th Sept., 1852
	Donald, Peter F.* ...	1st Oct., 1857	Ditto ...		
Clerk ...	Latchford, Robert* ...	1st Oct., 1861	Ditto ...	250 0 0	23rd Dec., 1856
Storekeeper ...	Smith, John* ...	1st Sept., 1855	Ditto ...	300 0 0	1st Feb., 1853
Clerk and Storekeeper ...	Dunn, George* ...	1st Jan., 1860	Ditto ...	250 0 0	19th April, 1854
Ditto ...	Latchford, Robert* ...	10th May, 1857	Ditto ...	225 0 0	23rd Dec., 1856
Ditto ...	Murphy, Denis* ...	10th April, 1857	Ditto ...	225 0 0	18th Nov., 1856
Schoolmaster ...	Atchison, William C. ...	1st April, 1858	Ditto ...	225 0 0	1st April, 1858
Ditto ...	Wilson, George B. ...	1st July, 1858	Ditto ...	225 0 0	18th Jan., 1853
Matron ...	Poole, Theresa* ...	1st July, 1858	Ditto ...	175 0 0	1st July, 1858
Overseer of Mechanics ...	Mabey, Robert ...	1st Jan., 1854	Ditto ...	250 0 0	3rd May, 1853
Ditto ...	Neal, Robert ...	3rd July, 1854	Ditto ...	250 0 0	27th July, 1853
Overseer of Laborers ...	Kilmartin, Denis ...	1st April, 1852	Ditto ...	230 0 0	1st Jan., 1852
Ditto ...	Moran, Owen ...	14th July, 1854	Ditto ...	230 0 0	1st Jan., 1854
Ditto ...	Hosking, Wm. Hy.* ...	11th April, 1855	Ditto ...	230 0 0	11th April, 1855
Ditto ...	Waters, Richard ...	1st Dec., 1855	Ditto ...	230 0 0	9th Jan., 1855
Ditto ...	Williams, Henry ...	1st March, 1856	Ditto ...	230 0 0	3rd Sept., 1855
Ditto ...	Bird, John ...	1st May, 1856	Ditto ...	230 0 0	14th Jan., 1853
Ditto ...	Hammond, Henry ...	18th March, 1857	Ditto ...	230 0 0	15th Oct., 1856
Ditto ...	Pearce, Thomas ...	1st July, 1858	Ditto ...	230 0 0	1st May, 1852
Ditto ...	Archer, William ...	1st April, 1859	Ditto ...	230 0 0	1st April, 1858
Ditto ...	Matthie, James... ...	1st Jan., 1860	Ditto ...	230 0 0	1st Feb., 1855
Ditto ...	Smith, John F. ...	1st Jan., 1861	Ditto ...	230 0 0	13th Sept., 1855
Sergeant Warders* (6)	Inspector-General	10s. per diem	
Corporal Warders* (11)	Ditto ...	8s. 6d. "	
Warders, Male,* (105)	Ditto ...	8s. "	
Ditto, Female* (2) two,	Ditto ...	4s. 6d. "	
increased to three on 1st April			
Overseer, Female*	Ditto ...	5s. 6d. "	

¹ Mr. Hyland appointed Gaoler at Portland 1st October, 1861.

² Mr. Donald appointed Chief Warden 1st October, 1861 (*vice* Hyland).

³ Mr. Latchford appointed Clerk 1st October, 1861 (*vice* Donald), his office of Clerk and Storekeeper being then abolished.

The officers marked thus * throughout this Return received, in addition to their salaries, quarters, fuel, light, water, and prisoner servants; the others had no advantages beyond their salaries.

CIVIL ESTABLISHMENT—continued.

Office.	Name.	Date of Appointment.	By whom Appointed, and under what Instrument.	Annual Salary.	Date of First Appointment under the Colonial Government.
				£ s. d.	
CHIEF MEDICAL OFFICER.					
Chief Medical Officer ...	McCrea, Wm., M.B. ...	5th Oct., 1853	The Lieut-Governor by Commission	880 0 0	13th Mar., 1852
Clerk and Accountant ...	Wilson, Thomas R. ...	29th Mar., 1855	The Lieut-Governor	325 0 0	1st Dec., 1852
Secretary to Central Board of Health	Thomas, Frederick W. ...	14th Oct., 1854	Central Board of Health, under Act 18 Vic., No. 13	250 0 0	12th June, 1854
Superintending Inspector to ditto	Hassall, Josiah N. ...	19th Mar., 1855	Ditto ...	250 0 0	1st July, 1853
Messenger ...	Campbell, A. J. ¹ succeeded by Herring, Alfred... ..	11th July, 1860	Governor in Council	60 0 0	11th July, 1860
Immigration Hospital, Melbourne—Dispenser ...	Murray, J. P. ² ... succeeded by Halley, Ebenezer ³ succeeded by Canet, Frederick C. ...	15th Dec., 1860	Ditto ...	200 0 0	15th Dec., 1860
Matron	Chief Medical Officer	60 0 0	
Nurse	Ditto ...	36 0 0	
Cook	Ditto ...	36 0 0	
Resident Surgeon, Pentridge Stockade	Pounds, James B. ...	1st Feb., 1857	Governor in Council	400 0 0	1st Feb., 1857
Health Officer, Queenscliff	Robertson, Alexr., M.D. ...	6th Sept., 1854	The Lieut-Governor by Commission	500 0 0	13th April, 1854
Health Officer's Boat's Crew: Coxswain	Health Officer ...	10s. per diem	
Boatmen (5)	Ditto ... each	8s. per diem	
Resident Surgeon, Sanatory Station	Reed, James, M.D. ...	9th Aug., 1854	The Lieut-Governor by Commission	400 0 0	9th Aug., 1854
Clerk and Storekeeper, ditto	Walker, James ...	7th Nov., 1854	The Lieut-Governor	150 0 0	7th Nov., 1854
Laborer, ditto ...	White, Charles ...	1st July, 1860	Governor in Council	80 0 0	1st July, 1860
Ditto, ditto ...	Macdonald, Angus ⁴ succeeded by Kenyon, John ...	1854... ..	Resident Surgeon ...	50 0 0	1854
Nurse ...	White, Mary ...	1st July, 1860	Governor in Council	50 0 0	1st Nov., 1861
			Ditto ...	50 0 0	1st July, 1860

¹ A. J. Campbell resigned 31st March, 1861.² J. P. Murray resigned 15th May, 1861.³ Ebenezer Halley, resigned 8th October, 1861.⁴ Angus Macdonald resigned 31st October, 1861.

LUNATIC ASYLUM.

Surgeon Superintendent ...	Bowie, Robert ...	12th Oct., 1852	His Excellency C. J. La Trobe, Esq. ¹	550 0 0	12th Oct., 1852
Assistant Superintendent and Dispenser	Callan, John B. ...	24th Feb., 1860	His Excellency Sir H. Barkly, K.C.B.	300 0 0	10th June, 1858
Clerk and Storekeeper ...	Byford, Charles ...	23rd Oct., 1852	His Excellency C. J. La Trobe, Esq.	200 0 0	3rd Oct., 1852
Assistant Storekeeper ...	O'Connor, D. C. ...	22nd Oct., 1858	His Excellency Sir H. Barkly, K.C.B.	150 0 0	22nd Oct., 1858
Matron ...	Challacombe, Rebecca ...	1st May, 1856	His Excellency Major-General Macarthur	100 0 0	1st May, 1856
Male Attendants—Thirty-two	1st Jan., 1861	Surgeon Superintendent		
One	1st Feb., 1861	Ditto ...		
One	10th Feb., 1861	Ditto ...		
One	9th Mar., 1861	Ditto ...		
One	25th Mar., 1861	Ditto ...		
One	6th June, 1861	Ditto ...		
Female Attendants—Twenty-two	1st Jan., 1861	Ditto ...		
One	9th May, 1861	Ditto ...		
Cook	1st Jan., 1861	Ditto ...	80 0 0	
Assistant ditto	1st Jan., 1861	Ditto ...	60 0 0	
Assistant ditto	1st May, 1861	Ditto ...	60 0 0	
Carter	1st May, 1861	Ditto ...	80 0 0	
Assistant ditto	1st Jan., 1861	Ditto ...	65 0 0	
Gardener	1st Jan., 1861	Ditto ...	100 0 0	
Laundress	1st Jan., 1861	Ditto ...	40 0 0	
Assistant Laundress (2)	1st Jan., 1861	Ditto ...	36 0 0	
Gatekeeper	6th Feb., 1861	Ditto ...	60 0 0	

Receiving salaries from £85 to £120 per annum

3,457 8 4

Receiving salaries from £36 to £50 per annum

907 15 8

CIVIL ESTABLISHMENT—continued.

Office.	Name.	Date of Appointment.	By whom Appointed, and under what Instrument.	Annual Salary.	Date of First Appointment under the Colonial Government.
				£ s. d.	

PUBLIC LIBRARY.

Librarian ...	Tulk, Augustus ...	5th May, 1856	The Trustees ...	550 0 0	5th May, 1856
Sub-librarian ...	Sheffield, Henry ...	1st Jan., 1858	Ditto ...	270 0 0	1st Jan., 1858
Clerk ...	Cleary, William ...	9th June, 1857	Ditto ...	225 0 0	11th Feb., 1856
1st Attendant ...	Hodges, John ...	9th June, 1857	Ditto ...	150 0 0	9th June, 1857
2nd Attendant ...	Brockway, George ...	11th Nov., 1858	Ditto ...	150 0 0	11th Nov., 1858
3rd Attendant ...	Hopkins, George ...	9th Mar., 1859	Ditto ...	150 0 0	9th Mar., 1859
4th Attendant ...	Curtis, Robert ...	1st Oct., 1860	Ditto ...	150 0 0	1st Oct., 1860

SHORTHAND WRITER.

Government Shorthand Writer	Webb, Geo. H. F. ...	12th Oct., 1854	The Lieut.-Governor	700 0 0	14th Dec., 1853
Assistant Shorthand Writer	Webb, J. Hemming ...	21st Nov., 1856	The Governor ...	600 0 0	21st Nov., 1856
Clerk, qualified to act as Assistant Clerk ...	Bell, George, jun. ...	1st Aug., 1857	Governor in Council	300 0 0	1st Aug., 1857
...	Fletcher, Nathaniel ...	1st Aug., 1857	Ditto ...	200 0 0	1st March, 1855 Temporarily appoint.
Articled Clerk ...	Harper, Andrew ...	11th June, 1860	Ditto ...	150 0 0	11th June, 1860
Messenger	100 0 0	...

MAGNETIC SURVEY.

Director of the Magnetic Survey	Neumayer, George ¹ ...	1st Jan., 1859	Governor in Council	400 0 0	1st Jan., 1859
1st Assistant ...	Bauer, Jacob ...	1st Jan., 1858	Ditto ...	300 0 0	1st Jan., 1858
2nd Assistant ...	Moerlin, Charles ...	1st Aug., 1860	Ditto ...	250 0 0	1st Aug., 1859
3rd Assistant ...	Pickering, Ch. Edg. (vacant at present)	1st Jan., 1859	Ditto ...	250 0 0	1st Jan., 1859
Messenger ...	Zeller, W. ...	1st May, 1861	The Chief Secretary	110 0 0	1st May, 1861

¹ With quarters. Messenger has fuel, light, and water.
Ch. Edg. Pickering resigned his office on 31st December, his successor not yet appointed. Messenger W. Zeller succeeded John Forty, dismissed.

ZOOLOGICAL AND BOTANIC GARDENS.

Gov. Botanist and Director of the Botanic and Zoological Garden	{ Mueller, Ferdinand, M.D., Ph.D. ...	{ As Gov. Botanist, 26th Jan., 1853 As Director of the Botanic Garden, 13th Aug., 1857 As Director of the Zoological Garden 5th Aug., 1858	{ His Excellency C. J. La Trobe in Council His Excellency Sir Henry Barkly in Council	600 0 0	26th Jan., 1853
Assistant to the Gov. Botanist	Wilhelmi, Charles ...	8th April, 1856	His Excellency Maj.-General Macarthur in Council	300 0 0	8th April, 1856
Curator of the Botanic Garden	Dallachy, John ...	12th Mar., 1849	The Committee of the Botanic Garden, with sanction of His Excellency C. J. La Trobe	300 0 0	12th Mar., 1849

NATIONAL MUSEUM.

Director ...	McCoy, Frederick ...	January, 1858	Governor in Council	Nil Salary as Paleontologist	May, 1856
Taxidermist ...	Leadbeater, John ...	January, 1859	Ditto ...	250 0 0	January, 1859
Model Maker ...	Scherell, Fred. ...	February, 1860	Ditto ...	275 0 0	February, 1860
Mechanical Draftsman ...	Straubel, Bernhard ...	May, 1858	Ditto ...	250 0 0	May, 1858
Keeper of Museum ...	Geoghegan, William ...	January, 1858	Ditto ...	90 0 0	January, 1858

CIVIL ESTABLISHMENT—continued.

Office.	Name.	Date of Appointment.	By whom Appointed, and under what Instrument.	Annual Salary.	Date of First Appointment under the Colonial Government.
				£ s. d.	
AUDIT OFFICE.					
Commissioners of Audit	Symonds, Charles H. ...	13th Oct., 1857	Governor in Council	1,000 0 0	11th April, 1839
	Jones, Francis ...	13th Oct., 1857	Ditto ...	1,000 0 0	7th June, 1852
Secretary	Agg, Alfred J. ...	13th Oct., 1857	Ditto ...	1,000 0 0	1st April, 1852
	Bible, Arthur ...	1st Jan., 1858	Ditto ...	550 0 0	19th Feb., 1846
Clerk	Thomas, Samuel H. ...	15th Mar., 1852	Authority of the Governor	400 0 0	15th March, 1852
	Brooks, William A. ...	25th Mar., 1852	Ditto ...	400 0 0	25th March, 1852
Ditto	Dunn, John ...	2nd June, 1853	Ditto ...	400 0 0	2nd June, 1853
Ditto	Guillaume, George J. ...	1st Mar., 1853	Ditto ...	350 0 0	2nd Feb., 1853
Ditto	Shaw, Walter S. ...	2nd Mar., 1853	Ditto ...	350 0 0	2nd March, 1853
Ditto	Carter, Albinus J. ...	27th Feb., 1854	Ditto ...	350 0 0	27th Feb., 1854
Ditto	Dick, Andrew M. ¹ ...	8th Mar., 1853	Ditto ...	350 0 0	23rd April, 1852
Ditto	Symonds, E. C. ...	1st Feb., 1852	Ditto ...	300 0 0	1st Feb., 1852
Ditto	Wilkinson, H. T. ² ...	1st Nov., 1853	Ditto ...	225 0 0	1st Nov., 1853
	succeeded by				
	Raven, J. C. ³ ...	1st June, 1855	Ditto ...	225 0 0	1st Feb., 1854
Ditto	Barrow, J. L. ⁴ ...	14th Oct., 1861	Ditto ...	225 0 0	1st Feb., 1854
Ditto	Petley, Charles P. ⁵ ...	10th Feb., 1858	Governor in Council	225 0 0	10th Feb., 1858
Ditto	Emery, R. H. ⁶ ...	21st April, 1858	Ditto ...	185 0 0	21st April, 1858
Ditto	Nicholson, A. ⁷ ...	24th April, 1858	Ditto ...	185 0 0	24th April, 1858
Ditto	Cresswell, W. J. ⁸ ...	24th April, 1858	Ditto ...	185 0 0	24th April, 1858
Ditto	Moody, G. D. ⁹ ...	1st Jan., 1860	Ditto ...	185 0 0	1st Jan., 1860
Ditto	Moody, G. D. ⁹ ...	1st July, 1860	Ditto ...	185 0 0	22nd Nov., 1858
Ditto	Carter, R. H. ¹⁰ ...	1st Jan., 1860	Ditto ...	150 0 0	1st Jan., 1860
Acting Clerk	McKean, Robert ...	1st Sept., 1861	Under the authority of the Governor in Council, during the absence of Mr. A. M. Dick	175 0 0	5th May, 1858
Ditto	Ashton, George ...	11th April, 1861	Ditto ...	175 0 0	11th June, 1855
		to			
		31st Aug., 1861			
Extra Clerk	Blakston, John ...	3rd Aug., 1858	} Employed as extra Clerks under the authority of the Minister	182 0 0	3rd August, 1858
Ditto	Cock, Charles ...	21st May, 1861		182 0 0	21st May, 1861
Ditto	Moore, John ...	6th June, 1861		130 0 0	6th June, 1861
Messenger and Housekeeper	Gaggin, Thomas ...	19th Sept., 1858	Governor in Council	125 0 0	19th Sept., 1858
Assistant Messenger	Craig, Andrew ...	13th Sept., 1860	Ditto ...	70 0 0	13th Sept., 1860

¹ First appointment in Colonial service of South Australia, 23rd December, 1846. ² Transferred to Department of Chief Commissioner of Police, 13th October, 1861.
³ Transferred from Department of Chief Commissioner of Police to Audit Office, 14th October, 1861.
⁴ Previously served as Extra Clerk in Audit Office from 13th November, 1857.
⁵ Previously served as Extra Clerk in Audit Office from 8th December, 1857.
⁶ Previously served as Extra Clerk in Audit Office from 26th October, 1857.
⁷ Previously served as Extra Clerk in Audit Office from 16th December, 1857.
⁸ Previously served as Extra Clerk in Audit Office from 5th May, 1858.
⁹ Previously served as Extra Clerk in Treasury from 3rd March, 1858.
¹⁰ Previously served as Extra Clerk in Audit Office from 3rd March, 1858.

PROTECTOR OF ABORIGINES.

President of the Central Board for the Protection of the Aborigines	Heales, Richard ...	18th June, 1860	Governor, by Commission	Nil	
Vice-President	Sumner, Theodotus J. ...	18th June, 1860	Ditto ...	Nil	
Member	Langlands, Henry ...	18th June, 1860	Ditto ...	Nil	
Ditto	Jennings, Henry ...	18th June, 1860	Ditto ...	Nil	
Ditto	Macredie, William ...	18th June, 1860	Ditto ...	Nil	
Ditto	Embling, Thomas ...	18th June, 1860	Ditto ...	Nil	
Ditto	Henty, S. G. ...	18th June, 1860	Ditto ...	Nil	
Secretary	Smyth, R. Brough ...	18th June, 1860	Ditto ...	Nil	7th Nov., 1853
Guardian	Thomas, William ...	December, 1837	Lord Glenelg, Colonial Secretary	450 0 0	December, 1837

NOTE.—The Board is in communication with honorary correspondents, who minister to the wants of the Aborigines in the several districts. The Board has also the services of teachers where required, and depôts are now formed in the more populous districts. A person is now employed inspecting the several stations throughout the Colony, and if that plan should prove satisfactory, an Inspector of Stations will be appointed. He is paid at the rate of £300 per annum, including expenses of every kind.

PLEURO-PNEUMONIA COMMISSIONERS.

Commissioner	Miscamble, John, M.R.C.V.S.	2nd May, 1861	Governor in Council	3 3 0 per diem when employed	2nd May, 1861
Ditto	Ogilvie, Christian S., Esq.	2nd May, 1861, resigned July	Ditto ...	Ditto ...	2nd May, 1861
Ditto	Smith, A. K., M.R.C.V.S.	2nd May, 1861	Ditto ...	Ditto ...	2nd May, 1861
Secretary	Matson, J. M., Esq. ¹				
Commissioner	Brock, A., Esq., J. P.	August ...	Governor in Council	Honorary	

¹ Paid as Secretary Board of Agriculture.

Each of the Commissioners has £1 ls. per diem in addition when travelling.

BOARD OF AGRICULTURE.

Secretary	Matson, J. M. ...	21st Nov., 1860	Board of Agriculture, confirmed by Governor in Council	400 0 0	21st Nov., 1860
-----------	-------------------	-----------------	--	---------	-----------------

CIVIL ESTABLISHMENT—continued.

Office.	Name.	Date of Appointment.	By whom Appointed, and under what Instrument.	Annual Salary.	Date of First Appointment under the Colonial Government.
				£ s. d.	

EXPERIMENTAL FARM.

Director Skilling, Thomas	January, 1858	Governor in Council	500 0 0	January, 1858
Laborers (8)	£35 to £100	

The salary of the Director was reduced to £400 per annum in April. The wages of the laborers and their number was also reduced, and the highest rate paid was £80.

DENOMINATIONAL SCHOOL BOARD.

Secretary and Normal Inspector	Budd, R. Hale	16th May, 1859 11th July, 1855	His Excellency the Governor of Victoria in Council on the recommendation of the Denominational School Board.	800 0 0	18th Dec., 1854
Clerk	Testar, Thomas	1st Jan., 1852	Ditto	550 0 0	1st Jan., 1852
Ditto	Leslie, Alex.	1st Sep., 1856	Ditto	350 0 0	1st Sept., 1856
Ditto	Kelsall, J. W.	7th July, 1856	Ditto	300 0 0	15th Sept., 1852
Ditto	Handfield, W. H.	1st Nov., 1856	Ditto	300 0 0	1st Nov., 1856
Ditto	Timbrell, Andrew	10th June, 1857	Ditto	250 0 0	10th June, 1857
Ditto	Quin, Wm.	18th Mar., 1858	Ditto	250 0 0	18th Mar., 1858
Messenger	Ditto	130 0 0	
Inspector	Geary, Joseph	1st Aug., 1857	Ditto	500 0 0	1853
Ditto	Miller, John S.	15th Aug., 1857	Ditto	500 0 0	15th Aug., 1857
Ditto	Parker, Edw. S.	18th Aug., 1857	Ditto	500 0 0	30th Dec., 1837
Ditto	Sasse, Harry, A.	1st July, 1858	Ditto	500 0 0	11th June, 1853
Ditto	Sircorn, Jno.	1st Dec., 1859	Ditto	500 0 0	1st Dec., 1859.

The Inspectors receive an allowance of 4s. per diem in lieu of forage, or when travelling 15s. per diem and actual stabling expenses. Mr. Andrew Timbrell was dismissed on the 9th September 1861.

NATIONAL BOARD OF EDUCATION.

Secretary	Kane, B. F.	March, 1852	Board of National Education by virtue of the Act of Incorporation, 15 Vic., No. 7.	800 0 0	March, 1852
Clerk	Bishop, J.	January, 1853	Ditto	400 0 0	January, 1853
Ditto	Farrar, A.	February, 1856	Ditto	225 0 0	February, 1856
Ditto	Hopper, W. M. *	October, 1859	Ditto	80 0 0	October, 1859
Chief Inspector	Orlebar, A. B.	June, 1854	Ditto	900 0 0	June, 1854
Inspector	Venables, H.	March, 1858	Ditto	600 0 0	March, 1858
Inspector and Organizing Master	Brown, G. W.	May, 1860	Ditto	600 0 0	May, 1860

* Also receives £10 per cent. commission on books issued.

THEIR HONORS THE JUDGES.

Chief Justice	Stawell, Sir W. F.	25th Feb., 1857	The Governor by Commission	3,000 0 0	14th July, 1851
Puisne Judge	Barry, Sir Redmond	10th Jan., 1852	The Lieut.-Governor by Commission	2,500 0 0	2nd Jan., 1843
		10th Jan., 1853	The Queen, by Letters Patent		
Ditto	Williams, Edwd. E. ¹	21st July, 1852	The Lieut.-Governor	...	24th March, 1851
Ditto	Molesworth, Robert	17th June, 1856	The Governor by Commission	2,500 0 0	27th Oct., 1853
Ditto	Pohlman, R. W. ² (during absence of Mr. Justice Williams)	15th April, 1859	The Governor, by Commission	2,500 0 0	18th March, 1845
Associate C.J.	Moore, W. A.	28th May, 1857	Governor in Council	300 0 0	1st April, 1856
Ditto P.J.	Cumberland, C. B.	1st July, 1853	Ditto	300 0 0	1st July, 1853
Ditto "	Rose, A. O'G.	25th June, 1856	Ditto	300 0 0	25th June, 1856
Ditto "	Palmer, T. W.	4th July, 1859	Ditto	300 0 0	4th July, 1859

¹ On leave without salary until 16th April, 1861.

² Returned to County Court, Melbourne, 16th April, 1861.

CIVIL ESTABLISHMENT—continued.

Office.	Name.	Date of Appointment.	By whom Appointed, and under what Instrument.	Annual Salary.	Date of First Appointment under the Colonial Government.
				£ s. d.	
LAW OFFICERS OF THE CROWN.					
Attorney-General ...	Ireland, Richard Davies ...	Nov., 1860 ...	The Governor ...	2,000 0 0	10th March, 1858
	succeeded by Aspinall, Butler Cole ...	29th July, 1861	Ditto ...	2,000 0 0	1st April, 1861
	succeeded by Ireland, R. D. ...	14th Nov., 1861	Ditto ...	2,000 0 0 to 29th Dec., 1,500 0 0 afterwards	10th Mar., 1858
Minister of Justice ...	Wood, John Dennistoun	14th Nov., 1861	Ditto ...	2,000 0 0 to 29th Dec., 1,500 0 0 afterwards	11th Mar., 1857
Crown Prosecutor ...	Adamson, T. ...	6th March, 1860	Ditto ...	600 0 0	Beginning of 1854
	Aspinall, B. C. ¹ succeeded by Dunne, J. H. ...	1st April, 1861	Governor in Council	600 0 0	1st April, 1861
	Smyth, C. A. ...	1st April, 1861	Ditto ...	600 0 0	1st April, 1861
Chief Clerk ...	Chomley, A. W. ...	26th June, 1860	Ditto ...	600 0 0	1st June, 1853
Accountant ...	Fosbery, J. W. ...	1st July, 1857	Ditto ...	400 0 0	18th Jan., 1854
Clerk ...	Harriman, B. C. ...	6th Aug., 1860	Ditto ...	375 0 0	3rd Sept., 1854
Ditto ...	Hicks, Johnson ² ...	4th Aug., 1860	Ditto ...	250 0 0	12th June, 1857
Ditto ...	Byrne, M. ...	14th Mar., 1859	Ditto ...	200 0 0	14th March, 1859
Messenger and House-keeper	...	1st April, 1859	Ditto ...	150 0 0	1st Oct., 1856
Assistant Messenger	100 0 0	4th April, 1859

¹ Resigned 29th July, 1861.² Employed as Supernumerary Clerk in the Census Office from 12th June, 1857, to 1st July, 1858.**CROWN SOLICITOR.**

Crown Solicitor ...	Gurner, H. F. ...	15th July, 1851	The Governor, by Commission	1,000 0 0	10th Oct., 1834
Chief Clerk for Criminal business	L'Estrange, Joseph ...	1st June, 1852	The Governor ...	600 0 0	1st June, 1849
Ditto for Civil business ...	South, Samuel Munckly ...	25th June, 1857	Governor in Council	600 0 0	25th June, 1857
	succeeded by Sutherland, R. A. ...	1st April, 1861	Ditto ...	500 0 0	1st April, 1861
Clerk ...	Haverty, James Joseph ...	10th Mar., 1859	Ditto ...	400 0 0	14th Feb., 1859
	350 0 0	...
Ditto ...	Moran, Thomas J. ...	1st Jan., 1859	Ditto ...	450 0 0 to 1st April to 31st December	26th April, 1858
Ditto ...	Normoyle, John Joseph ...	10th Mar., 1859	Ditto ...	350 0 0	10th Mar., 1859
Ditto ...	Neely, Henry ...	20th July, 1852	Ditto ...	300 0 0	20th July, 1852
Ditto ...	Westley, J. ...	15th July, 1858	Ditto ...	250 0 0	15th July, 1858
Ditto ...	Beggs, J. H. ...	1st Jan., 1861	Ditto ...	200 0 0	1st Jan., 1861
Messenger	60 0 0	...

PROTHONOTARY.

Prothonotary ...	Porter, J. A. ...	25th Jan., 1853	The Lieut.-Governor, by Commission	800 0 0	1st Jan., 1842
	...	4th Sept., 1855	The Queen, by Letters Patent
Chief Clerk ...	Turner, D. A. ...	8th Feb., 1853	The Lieut.-Governor	600 0 0	8th Feb., 1853
Clerk ...	Freemantle, W. ...	18th Mar., 1853	Ditto ...	400 0 0	18th Mar., 1852
Ditto ...	Firebrace, W. P. ...	15th Nov., 1852	Ditto ...	350 0 0	1st Feb., 1851
Ditto ...	Moody, C. L. ...	15th June, 1854	Ditto ...	300 0 0	15th June, 1854
Ditto ...	Shee, E. O. ¹ ...	1st Feb., 1860	Ditto ...	250 0 0	1st March, 1858
Messenger and Housekeeper	150 0 0	...

¹ Transferred to Police Court, Melbourne, 23rd October, 1861.**CURATOR OF INTESTATE ESTATES.**

Curator of the Estates of Deceased Persons ...	Shovelbottom George ...	23rd Aug., 1860	The Governor ...	5 per cent. on cash received by him, 2½ per cent if collected by an agent.	...
--	-------------------------	-----------------	------------------	--	-----

MASTER IN EQUITY.

Master in Equity ...	Wilkinson, Fredk. ...	19th April, 1852	The Lieut.-Governor	1,500 0 0	19th April, 1852
Chief Clerk ...	Seward, J. M. ...	1st July, 1851	Ditto ...	550 0 0	1st Jan., 1844
Clerk ...	Blair, G. G. ...	1st Feb., 1860	Governor in Council	300 0 0	25th Jan., 1858
Ditto ...	Ford, Henry ...	18th Feb., 1858	Ditto ...	250 0 0	26th Oct., 1852
Ditto ...	Woodd, W. E. ...	1st Feb., 1860	Ditto ...	200 0 0	18th March, 1859
Messenger and Housekeeper	120 0 0	...

CIVIL ESTABLISHMENT—continued.

Office.	Name.	Date of Appointment.	By whom Appointed, and under what Instrument.	Annual Salary.			Date of First Appointment under the Colonial Government.
				£	s.	d.	
COMMISSIONERS OF INSOLVENT ESTATES.							
Chief Commissioner	Noel, W. B.	28th Mar., 1859	Governor in Council	1,500	0	0	9th Feb., 1853
Clerk	Austin G. B.	1st Sept., 1851	The Lieut.-Governor	450	0	0	1st Sept., 1851
Ditto	Patterson, Jas.	24th Aug., 1857	Governor in Council	250	0	0	24th Aug., 1857
Ditto	Rushworth, Henry	2nd Feb., 1860	Ditto	250	0	0	2nd July, 1853
Ditto	Arnold, J. ¹	1st Jan., 1861	Ditto	200	0	0	28th April, 1859
Messenger	120	0	0	
Ditto	70	0	0	
GEE LONG.							
Commissioner	Same as Judge of County Court						
Clerks (2)	Same as Clerks of County Court						
Bailiff and Messenger	Martyn, P. J.	14 Oct., 1861	Ditto	200	0	0	
¹ Died 14th November, 1861.							
SHERIFF.							
MELBOURNE.							
Sheriff	Farie, Claud	1st Nov., 1852	The Governor	1,000	0	0	1st Nov., 1852
Chief Clerk	Ellis, Louis	2nd Nov., 1852	Ditto	500	0	0	2nd Nov., 1852
Accountant	Lynch, George	15th July, 1853	Ditto	350	0	0	15th July, 1853
Clerk	McNee, J.	1st March, 1854	Ditto	300	0	0	1st March, 1854
Ditto	Walford, W. F.	23rd May, 1856	Ditto	300	0	0	9th Sept., 1853
Bailiff	Brady, Anthony	1st Sept., 1853	Ditto	350	0	0	1st Sept., 1853
Ditto	Stuart, C. W.	1st July, 1854	Ditto	350	0	0	1st July, 1854
Ditto	McMillan, W. H.	12th May, 1854	Ditto	350	0	0	12th May, 1854
Ditto	Burns, G.	15th July, 1855	Ditto	350	0	0	January, 1851
Librarian	Edwards, Thomas	24th Aug., 1854	Ditto	200	0	0	24th Aug., 1854
Messenger	140	0	0	
Ditto	120	0	0	
Ditto	120	0	0	
Courtkeeper and Crier	200	0	0	
Second Crier	150	0	0	
GEE LONG.							
Sheriff of Circuit District	Rede, Robert	July, 1857	Ditto	600	0	0	October, 1852
Clerk and Bailiff	Izod, Joseph	29th Oct., 1860	Ditto	350	0	0	May, 1856
Ditto	Bryant, S. A.	20th Dec., 1860	Ditto	300	0	0	20th Dec., 1860
Courtkeeper	146	0	0	
SANDHURST.							
Deputy Sheriff	Same as at Castlemaine						
Bailiff	Lupton, John E.	15th Oct., 1853	Ditto	350	0	0	15th Oct., 1853
Courtkeeper	146	0	0	
CASTLEMAINE.							
Deputy Sheriff	Colles, Richard	30th Nov., 1854	Ditto	700	0	0	1st Jan., 1853
Clerk	Morton, George	1st Jan., 1854	Ditto	250	0	0	1st Jan., 1854
Bailiff	Miller, Robert C.	1st April, 1858	Ditto	350	0	0	1st Jan., 1853
Courtkeeper	146	0	0	
BALLAARAT.							
Sheriff of Circuit District	Wallace, Robert	12th Nov., 1860	Ditto	600	0	0	25th April, 1857
Clerk	Dawson, Walter J.	1st Jan., 1857	Ditto	300	0	0	1st July, 1854
Bailiff	Kelham, Charles W.	1st Mar., 1857	Ditto	350	0	0	1st March, 1857
Courtkeeper	146	0	0	
BEECHWORTH.							
Deputy Sheriff	Brett, William G.	10th Jan., 1857	Ditto	500	0	0	January, 1854
Clerk and Bailiff	Nethercott, E. G.	29th July, 1858	Ditto	350	0	0	20th Oct., 1854
Courtkeeper	146	0	0	
ARARAT.							
Sheriff of Circuit District	Yates, John	8th April, 1861	Ditto	500	0	0	1st April, 1859
Clerk and Bailiff	Lansley, W. N.	June, 1854	Ditto				
Courtkeeper	146	0	0	June, 1854
MARYBOROUGH.							
Sheriff of Circuit District	Same as for Castlemaine						
Bailiff	Same as for County Court	1st Mar., 1861					
Courtkeeper	146	0	0	

NOTE.—One Courtkeeper at Melbourne and the Courtkeeper at Geelong receive quarters, fuel, light, and water. The Deputy Sheriff at Sandhurst has quarters at Castlemaine. The Deputy Sheriffs at Castlemaine, Ballarat, and Beechworth, have also quarters.

Police Magistrates at the following places acted as Deputy Sheriffs, but did not receive remuneration for doing so, viz.:—Kyneton, Hamilton, Belfast, Portland, Sale, Warnambool, Palmerston, Carisbrook, and Kilmore.

CIVIL ESTABLISHMENT—continued.

Office.	Name.	Date of Appointment.	By whom Appointed, and under what Instrument.	Annual Salary.	Date of First Appointment under the Colonial Government.
				£ s. d.	
COUNTY COURTS AND COURTS OF MINES.					
AMHERST.					
<i>(County Court and Court of Mines).</i>					
Judge	Clarke, J. L.	3rd July, 1860	Governor in Council	1,500 0 0	7th Jan., 1858
Clerk	Same as for Petty Sessions	21st July, 1859	Ditto		
Bailiff	Bacon, J.	21st July, 1859	Ditto	Paid by fees	2nd March, 1858
ARARAT.					
<i>(County Court and Court of Mines).</i>					
Judge	Clarke, J. L.	7th Jan., 1858	Ditto	7th Jan., 1858
Clerk	Barry, Edward	5th July, 1858	Ditto	350 0 0	4th Aug., 1857
Bailiff	Knight, Wm.	21st Nov., 1859	Ditto	Paid by fees	21st Nov., 1859
AVOCA.					
<i>(County Court and Court of Mines).</i>					
Judge	Same as at Amherst				
Clerk	Same as for Petty Sessions				
Bailiff	Same as at Amherst				
BACCHUS MARSH.					
<i>(County Court).</i>					
Judge	Same as at Castlemaine				
Clerk	Same as for Petty Sessions				
Bailiff	Same as for Gisborne				
BALLAARAT.					
<i>(County Court and Court of Mines).</i>					
Judge	Rogers, J. W.	7th Jan., 1858	Ditto	1,500 0 0	7th Jan., 1858
Clerk	Greene, Francis	7th Jan., 1858	Ditto	450 0 0	January, 1858
2nd ditto	Greene, F. W.	28th Feb., 1859	Ditto	250 0 0	
Bailiff	Tweedie, Wm.	7th Jan., 1858	Ditto	Paid by fees	
BEECHWORTH.					
<i>(County Court and Court of Mines).</i>					
Judge	Cope, Thomas S.	7th Jan., 1858	Ditto	1,500 0 0	7th Jan., 1858
Clerks	Same as for Petty Sessions				
Bailiff	Nethercott, E. G.	7th Jan., 1858	Ditto	Paid by fees	29th July, 1857
BELFAST.					
<i>(County Court).</i>					
Judge	Same as at Geelong	15th Aug., 1859	Ditto	15th Aug., 1859
Clerk	Same as for Petty Sessions				
Bailiff	Eastwood, H. S.	15th Dec., 1860	Ditto	Paid by fees	
BENALLA.					
<i>(County Court).</i>					
Judge	Same as at Beechworth				
Clerk	Same as for Petty Sessions				
Bailiff					
BUCKLAND.					
<i>(County Court and Court of Mines).</i>					
Judge	Same as at Beechworth				
Clerk	Same as for Petty Sessions				
Bailiff	Kenny, Patrick	17th May, 1860	Ditto	Paid by fees	17th Jan., 1858.
BUNINYONG.					
<i>(Court of Mines).</i>					
Judge	Same as at Ballaarat				
Clerk	Same as for Petty Sessions				
Bailiff					
CARISBROOK.					
<i>(County Court and Court of Mines).</i>					
Judge	Same as at Maryborough				
Clerk	Same as for Petty Sessions				
Bailiff	Richards, Geo.	7th July, 1859	Ditto	Paid by fees	
CASTLEMAINE.					
<i>(County Court and Court of Mines).</i>					
Judge	Bindon, S. H.	11th April, 1859	Ditto	1500. 0 0	11th April, 1859
	succeeded by				
	Forbes, J. G.	16th April, 1861	Ditto	1500. 0 0	January, 1853
Clerk	Landon, A. J.	7th Jan., 1858	Ditto	450 0 0	1854
Bailiff	Pownall, T. J.	7th Jan., 1858	Ditto	Paid by fees	1855

1 Appointed to act as Judge of the Court of Mines for Judge Macoboy, under 21 Vic. No. 32, s. 15.

CIVIL ESTABLISHMENT—continued.

Office.	Name.	Date of Appointment.	By whom Appointed, and under what Instrument.	Annual Salary.	Date of First Appointment under the Colonial Government.
				£ s. d.	
COUNTY COURTS AND COURTS OF MINES—continued.					
COLAC. <i>(County Court.)</i>					
Judge	Same as at Geelong				
Clerk	Same as for Petty Sessions				
Bailiff	Miller, J. T.	25th July, 1859	Governor in Council	Paid by fees	25th July, 1859
CRESWICK. <i>(County Court and Court of Mines.)</i>					
Judge	Clarke, J. L. ¹	27th Oct., 1858	<i>Vide Ararat</i>		
Clerk	Same as for Petty Sessions				
Bailiff	Cahir, John	23rd Feb., 1860	Governor in Council	Paid by fees	
DANDENONG. <i>(County Court.)</i>					
Judge	Same as at Castlemaine				
Clerk	Same as for Petty Sessions				
Bailiff	O'Connor, Joshua	3rd May, 1860	Ditto	Paid by fees	
DUNOLLY. <i>(County Court and Court of Mines.)</i>					
Judge	Same as at Maryborough				
Clerk	Same as for Petty Sessions				
Bailiff	Fitzmaurice, L.	8th Feb., 1858	Ditto	Paid by fees	
FRYERSTOWN. <i>(County Court and Court of Mines.)</i>					
Judge	Same as at Castlemaine	Ditto		
Clerk	Same as for Petty Sessions	Ditto		
Bailiff	Same as at Castlemaine	Ditto	Paid by fees	
GEELONG. <i>(County Court.)</i>					
Judge	Forbes, J. G.	11th April, 1859	Ditto	1,500 0 0	January, 1853
	succeeded by				
	Wrixon, A. N.	16th April, 1861	Ditto	1,500 0 0	1852
Clerk	Walden, John Wm.	4th Oct., 1860	Ditto	500 0 0	May, 1853
2nd Clerk	Roberts, H. H.	8th April, 1859	Ditto	300 0 0	
Bailiff	Harper, Wm.	7th Jan., 1858	Ditto	Paid by fees	
GISBORNE. <i>(County Court.)</i>					
Judge	Same as at Castlemaine				
Clerk	Same as for Petty Sessions				
Bailiff	Smith, H. F.				
	succeeded by				
	Dixon, H. R.	4th Nov., 1861	Ditto	Paid by fees	4th Nov., 1861
HAMILTON. <i>(County Court.)</i>					
Judge	Same as at Ararat				
Clerk	Same as for Petty Sessions				
Bailiff	Saunders, F. A.	14th Nov., 1859	Ditto	Paid by fees	14th Nov., 1859
HEATHCOTE. <i>(County Court and Court of Mines.)</i>					
Judge	Same as at Sandhurst				
Clerk	Same as for Petty Sessions				
Bailiff	Carkeet, R.	15th Mar., 1858	Ditto	Paid by fees	15th Mar., 1858
HEPBURN. <i>(County Court and Court of Mines.)</i>					
Judge	Same as at Castlemaine				
Clerk	Same as for Petty Sessions				
Bailiff	Same as at Castlemaine				
INDIGO. <i>(County Court and Court of Mines.)</i>					
Judge	Same as at Beechworth				
Clerks	Same as for Petty Sessions				
Bailiff	Same as for Beechworth				
INGLEWOOD. <i>(County Court and Court of Mines.)</i>					
Judge	Same as at Maryborough				
Clerk	Same as for Petty Sessions				
Bailiff	Cox, A. D.	22nd Nov., 1860	Ditto	Paid by fees	

¹ Appointed to act for Judge Rogers as Judge of the Court of Mines, under 21 Vic, No. 32, s. 15.

CIVIL ESTABLISHMENT—continued:

Office.	Name.	Date of Appointment.	By whom Appointed, and under what Instrument.	Annual Salary.	Date of First Appointment under the Colonial Government.
				£ s. d.	
COUNTY COURTS AND COURTS OF MINES—continued:					
KILMORE. <i>(County Court and Court of Mines.)</i>					
Judge ...	Same as at Sandhurst				
Clerk ...	Same as for Petty Sessions				
Bailiff ...	Sawell, Wm. L.	9th Aug., 1860	Governor in Council	Paid by fees	
KYNETON. <i>(County Court.)</i>					
Judge ...	Same as at Castlemaine				
Clerk ...	Same as for Petty Sessions				
Bailiff ...	Dixon, James	7th Jan., 1858	Ditto	Paid by fees	14th Aug., 1854
MALDON. <i>(County Court and Court of Mines.)</i>					
Judge ...	Same as at Castlemaine				
Clerk ...	Same as for Petty Sessions				
Bailiff ...	Same as at Castlemaine			Paid by fees	
MARYBOROUGH. <i>(County Court and Court of Mines.)</i>					
Judge ...	Macoboy, M. F.	7th Jan., 1858	Ditto	1,500 0 0	7th Jan., 1858
Clerks ...	Same as for Petty Sessions				
Bailiff ...	Richards, G.			Paid by fees	
MELBOURNE. <i>(County Court.)</i>					
Judge ...	Wrixon, A. N.	11th April, 1859	Ditto	1,500 0 0	1852
	succeeded by				
	Pohlman, R. W. ¹	16th April, 1861	Ditto	1,500 0 0	18th Mar., 1845
Clerk ...	Stephen, Sidney, Jas.	1st Oct., 1860	Ditto	600 0 0	September, 1846
Ditto ...	Ingram, Thomas	7th Jan., 1858	Ditto	400 0 0	1st Feb., 1852
Ditto ...	Atkins, W. H.	28th Feb., 1859	Ditto	250 0 0	28th Feb., 1859
Ditto ...	Patterson, G. W. F.	4th Feb., 1861	Ditto	150 0 0	4th Feb., 1861
Bailiff ...	Mulcahy, Cornelius	20th Sept., 1860	Ditto	Paid by fees	
Ditto ...	Smith, Robert	7th Jan., 1858	Ditto	Paid by fees	1st June, 1853
MOUNT BLACKWOOD. <i>(Court of Mines.)</i>					
Judge ...	Same as at Ballarat				
Clerk ...	Same as for Petty Sessions				
OMEQ. <i>(Court of Mines.)</i>					
Judge ...	Same as at Beechworth				
Clerk ...	Same as for Petty Sessions				
PALMERSTON. <i>(County Court.)</i>					
Judge ...	Same as at Geelong				
Clerk ...	Same as for Petty Sessions				
Bailiff ...	Burrows, Thos.	10th May, 1858	Ditto	Paid by fees	10th May, 1858
PLEASANT CREEK. <i>(County Court and Court of Mines.)</i>					
Judge ...	Same as at Ararat				
Clerk ...	Same as for Petty Sessions				
Bailiff ...	Fair, W.	21st Nov., 1859	Ditto	Paid by fees	21st Nov., 1859
PORTLAND. <i>(County Court.)</i>					
Judge ...	Same as at Geelong				
Clerk ...	Same as for Petty Sessions				
Bailiff ...	Rose, De C.	7th Jan., 1858	Ditto	Paid by fees	
	succeeded by				
	Frewer, Alex.	23rd Dec., 1861	Ditto	Paid by fees	
RAGLAN. <i>(County Court and Court of Mines.)</i>					
Judge ...	Same as at Ararat				
Clerk ...	Same as for Petty Sessions				
Bailiff ...	Nickolls, W. E.			Paid by fees	
SALE. <i>(County Court.)</i>					
Judge ...	Same as at Geelong				
Clerk ...	Same as for Petty Sessions				
Bailiff ...	Pearson, H. M.	20th Aug., 1858	Ditto	Paid by fees	20th Aug., 1858

¹ Previously Judge of this Court, and subsequently Judge of the Supreme Court during the absence of Mr. Justice Williams.

CIVIL ESTABLISHMENT—continued.

Office.	Name.	Date of Appointment.	By whom Appointed, and under what Instrument.	Annual Salary.	Date of First Appointment under the Colonial Government.
				£ s. d.	
COUNTY COURTS AND COURTS OF MINES—continued.					
SANDHURST. <i>(County Court and Court of Mines.)</i>					
Judge ...	Skinner, C. B. G. ...	7th Jan., 1858	Governor in Council	1,500 0 0	7th Jan., 1858
Clerk ...	Peters, H. C. ... succeeded by	7th Jan., 1858	Ditto ...	500 0 0	11th May, 1853
2nd ditto ...	Bartrop, G. F. ...	5th April, 1861	Ditto ...	450 0 0	1st Jan., 1854
Bailiff ...	Cruikshank, C. ... Campbell, C. A. ...	12th April, 1858 7th Jan., 1858	Ditto ... Ditto ...	300 0 0 Paid by fees	20th Oct., 1852 21st May, 1853
SMYTHE'S CREEK. <i>(Court of Mines.)</i>					
Judge ...	Same as at Ballaarat				
Clerk ...	Same as for Petty Sessions				
Bailiff ...	Same as at Ballaarat				
STEIGLITZ. <i>(Court of Mines.)</i>					
Judge ...	Same as at Ballaarat				
Clerk ...	Same as for Petty Sessions				
ST. ANDREW'S. <i>(Court of Mines.)</i>					
Judge ...	Same as at Castlemaine				
Clerk ...	Same as for Petty Sessions, Anderson's Creek				
TARADALE. <i>(County Court and Court of Mines.)</i>					
Judge ...	Same as at Castlemaine				
Clerk ...	Same as for Petty Sessions				
Bailiff ...	Same as at Castlemaine				
WANGARATTA. <i>(County Court.)</i>					
Judge ...	Same as at Beechworth				
Clerk ...	Same as for Petty Sessions				
Bailiff ...	Harrison, W. ...			Paid by fees	
WARRNAMBOOL. <i>(County Court.)</i>					
Judge ...	Same as at Geelong				
Clerk ...	Same as for Petty Sessions				
Bailiff ...	Toole, Thomas ...	13th Sept., 1860	Ditto ...	Paid by fees	
WEDDERBURNE. <i>(County Court and Court of Mines.)</i>					
Judge ...	Same as at Maryborough				
Clerk ...	Same as for Petty Sessions				
Bailiff ...	Cox, A. D. ...	19th Sept., 1859	Ditto ...	Paid by fees	19th Sept., 1859
YACKANDANDAH. <i>(County Court and Court of Mines.)</i>					
Judge ...	Same as at Beechworth				
Clerk ...	Same as for Petty Sessions				
Bailiff ...	Flint, David ...	10th May, 1860	Ditto ...	Paid by fees	
GENERAL SESSIONS.					
CROWN PROSECUTOR.					
Belfast ...	} Armstrong, J. S. ...	28th Nov., 1859	Governor in Council	600 0 0	28th Nov., 1859
Geelong ...					
Palmerston ...					
Portland ...					
Sale ...					
Warrnambool ...	} Nolan, Jas. F. ...	13th Sept., 1860	Ditto ...	600 0 0	17th Oct., 1859
Ararat ...					
Ballaarat ...					
Hamilton ...					
Maryborough ...					
Beechworth ...	} Combe, Matthew, LL.D.†	22nd Nov., 1860	Ditto ...	600 0 0	22nd Nov., 1860
Castlemaine ...					
Kilmore ...					
Kyneton ...					
Sandhurst ...					

† During absence of H. G. Archer, Esq.

CIVIL ESTABLISHMENT—continued.

Office.	Name.	Date of Appointment.	By whom Appointed, and under what Instrument.	Annual Salary.	Date of First Appointment under the Colonial Government.
				£ s. d.	
POLICE MAGISTRATES.					
Alberton ...	<i>Vide</i> Palmerston				
Amherst ...	Crespigny, P. C.*	21st Feb., 1859	Governor in Council	650 0 0	18th Nov., 1852
Amphitheatre ...	Visited from Avoca				
Anderson's Creek ...	Carr, C. W.*	8th June, 1858	Ditto	650 0 0	7th Dec., 1854
Ararat ...	Taylor, J. G.*	January, 1859	Ditto	650 0 0	30th Sept., 1854
Avoca... ..	Templeton, W.*	1st July, 1855	Ditto	650 0 0	11th Nov., 1851
	Orme, F. K.*	1st Aug., 1854	Ditto	650 0 0	1st March, 1854
Bacchus Marsh ...	Visited from Blackwood				
Back Creek ...	Same as Amherst				
Ballaarat ...	Clissold, S. T.*	7th Jan., 1858	Ditto	650 0 0	7th Jan., 1858
	Sherard, C. W.*	2nd Feb., 1860	Ditto	650 0 0	27th Oct., 1852
	Poster, W. H. ¹	4th June, 1860	Ditto	650 0 0	January, 1853
	Daly, J. ² *				
Ballan... ..	Visited from Blackwood				
Balmoral ...	Visited from Hamilton				
Barkly ...	Same as Redbank				
Beechworth ...	Barnard, E. T.*	March, 1857	Ditto	650 0 0	April, 1853
	Drummond, W. H. ³	26th July, 1860	Ditto	650 0 0	
Belfast ...	Stewart, G. ...	July, 1851	The Governor	650 0 0	January, 1835
Belvoir ...	Brownrigg, M. F. ...	16th Aug., 1860	Governor in Council	100 0 0	16th Aug., 1860
Benalla ...	Piper, W.*	28th May, 1853	Ditto	...	10th Oct., 1849
Blackwood ...	Shuter, C.*	1st July, 1855	The Governor	650 0 0	January, 1853
Buckland ...	Puckle, F. H.*	20th July, 1860	Governor in Council	650 0 0	1st Jan., 1853
Buninyong ...	Cogdon, J.*	20th June, 1857	Ditto	650 0 0	1st June, 1852
Caledonia ...	Visited from Anderson's Creek				
Carisbrook ...	Visited from Maryborough				
Carngham ...	Visited from Smythe's Creek				
Casterton ...	Visited from Hamilton				
Castlemaine ...	Harrison, G.*	...	Ditto	650 0 0	
	Bull, J. E. N.*	1st Jan., 1860	Ditto	650 0 0	9th Oct., 1852
	Smith, A. J. ⁴	2nd Feb., 1860	Ditto	650 0 0	
Chiltern ...	Visited from Indigo				
Clunes... ..	Visited from Creswick				
Coleraine ...	Same as Hamilton				
Creswick ...	Amos, G. A. ⁵	1st Feb., 1855	The Governor	...	1st May, 1853
	succeeded by				
	Dowling, C. C., from Raglan				
Crowlands ...	Visited from Ararat				
Digby... ..	Visited from Hamilton				
Dunolly ...	Murray, V. ⁶	1st July, 1855	Ditto	650 0 0	15th Jan., 1853
	succeeded by				
	Anderson, M. W., from Sandhurst				
Eaglehawk ...	Visited from Sandhurst				
Echuca ...	Strutt, C. E.*	7th Jan., 1858	Governor in Council	650 0 0	7th June, 1852
Eltham ...	Visited from Anderson's Creek				
Footscray ...	Visited from Williamstown				
Fryerstown ...	Heron, T. D. S.*	August, 1857	Ditto	650 0 0	1850
Geelong ...	Bonsey, W. H. ...	29th Jan., 1853	The Governor	650 0 0	29th Jan., 1853
Gisborne ...	Thomson, J. C. ...	1st Jan., 1857	Governor in Council	650 0 0	
Hamilton ...	Fetherstonhaugh, C. ...	1st Jan., 1854	The Governor	650 0 0	1st Jan., 1854
Heathcote ...	Willoby, W.*	June, 1857	Governor in Council	650 0 0	3rd Nov., 1852
Heidelberg ...	Visited from Anderson's Creek				
Hepburn ...	Daly, James*	1st Feb., 1859	Ditto	650 0 0	1st Nov., 1853
Indigo... ..	Gaunt, W. H.*	25th June, 1857	Ditto	650 0 0	6th July, 1853
Inglewood ...	Lowther, G. M.*	13th Aug., 1856	Ditto	650 0 0	3rd Dec., 1852
	Wilmot, C. E. ⁷	30th May, 1859	Ditto	650 0 0	28th April, 1859
Keilor ...	Visited from Gisborne				
Kerang ...	Visited from Swan Hill				
Kilmore ...	McCrae, A. M.*	September, 1857	Governor in Council	650 0 0	December, 1851
Kyneton ...	Lavender, W. ...	1852	The Governor	650 0 0	16th March, 1852
Lexton... ..	Visited from Raglan				
Linton's ...	Visited from Smythesdale				
Maldon ...	Mackenzie, R. C.*	4th July, 1857	Governor in Council	650 0 0	10th May, 1853
Malmsbury ...	Same as Kyneton				
Maryborough ...	Call, F.*	7th Jan., 1858	Ditto	650 0 0	18th June, 1854
	Pohlman, F. R. ⁸ *	29th Oct., 1860	Ditto	650 0 0	23rd July, 1859
Melbourne ...	Sturt, E. P. S. ...	1st Jan., 1850	The Governor	850 0 0	1838
	Hackett, C. P. S. ...	September, 1855	Ditto	750 0 0	1853
Meredith ...	Visited from Steiglitz				
Mount Egerton (Gordon)	Visited from Steiglitz				

¹ On leave from 10th March, without salary. ² Transferred to Daylesford.

³ Transferred to Wahgunyah. ⁴ Resigned 12th April, 1861.

⁵ On leave from 1st Dec., 1860, without salary. ⁶ Died 25th December, 1861.

⁷ Transferred to Sandhurst. ⁸ Transferred to Raglan.

The officers marked thus (*) act also as Wardens of the Gold Fields.

CIVIL ESTABLISHMENT—continued.

Office.	Name.	Date of Appointment.	By whom Appointed, and under what Instrument.	Annual Salary.	Date of First Appointment under the Colonial Government.
				£ s. d.	
POLICE MAGISTRATES—continued.					
Mitchell	Visited from Sale		
Mitta Mitta	Same as Omeo		
Moonambel	Visited from Avoca		
Morse's Creek	Same as Buckland		
Omeo	Wills, A. C.*	650 0 0	
Palmerston	...	March, 1858	Governor in Council		
Pleasant Creek	...	April, 1853	Ditto	650 0 0	July, 1839
Portland	...	2nd Feb., 1860	Ditto	650 0 0	
Queenscliff	...	20th Aug., 1840	Ditto	650 0 0	1st Feb., 1836
	...		Duties performed by Health Officer		
Raglan	...	1857	Dowling, C. C. ... succeeded by Pohlman, F. R., from Maryborough	650 0 0	February, 1853
Redbank	...	16th April, 1861	Alley, J. H.*	650 0 0	16th Sept., 1859
Redcastle	Same as Heathcote		
Rokewood	Same as Smythesdale		
Rutherglen	Same as Wahgunyah		
Sale	...	7th June, 1858	Carey, J. Le M.*	650 0 0	24th Oct., 1853
Sandhurst	...	March, 1853	McLachlan, L.*	650 0 0	6th Feb., 1853
	...	2nd Feb., 1860	Mollison, Crawford*	650 0 0	
	...	6th March, 1859	Anderson, M. W.* succeeded by Wilmot, C. E., transferred from Inglewood	650 0 0	6th March, 1859
Sandridge	Visited from Williamstown		
Sandy Creek	Visited from Dunolly		
Skipton	Visited from Smythesdale		
Smeaton	Same as Creswick		
Smythe's Creek	...	2nd May, 1859	Hamilton, J. P.*	650 0 0	1st Jan., 1854
Snowy Creek	Same as Omeo		
Stanley	Same as Beechworth		
Steiglitz	...	5th May, 1856	Clow, J. M.*	650 0 0	17th Feb., 1852
Swan Hill	...	7th Jan., 1858	Pasco, C. A. D.	650 0 0	October, 1852
St. Arnaud	Visited from Wedderburne		
Sunbury	Visited from Gisborne		
Taradale	Visited from Fryerstown		
Tarraville	Visited from Palmerston		
Wahgunyah	...	20th July, 1860	Drummond, W. H.*	650 0 0	June, 1854
Wangaratta	...	7th Jan., 1858	Shadforth, R. W.	650 0 0	
Warrnambool	...	17th Jan., 1854	Gilles, Lewis	650 0 0	September, 1852
Wedderburne	...	14th June, 1858	Webster, G.*	650 0 0	4th June, 1854
Williamstown	...	7th Jan., 1858	Crawford, W.	650 0 0	4th March, 1853
Woodend	Same as Kyneton		
Yackandandah	...	June, 1857	Lane, H. B.*	650 0 0	July, 1852
Yandoit	Same as Daylesford		

* Transferred to Dunolly.

The officers marked thus (*) act also as Wardens of the Gold Fields.

CLERKS OF PETTY SESSIONS.

Alberton	Kelsall, Edward	8th Feb., 1858	Governor in Council	400 0 0	26th Sept., 1852
Amherst	Mackie, Alex.	4th July, 1859	Ditto	350 0 0	October, 1852
	Monckton, F. O. ¹ (2nd)	...	Ditto	250 0 0	18th June, 1858
Amphitheatre	Same as at Avoca				
Ararat	Bankart, E. H. V. J.	28th July, 1859	Ditto	250 0 0	28th July, 1859
Avenel	Drury, Joseph	9th Feb., 1858	Ditto	300 0 0	27th July, 1854
Avoca	Church, Henry D.	30th Aug., 1860	Ditto	350 0 0	16th Feb., 1853
Anderson's Creek	Same as at Heidelberg				
Bacchus Marsh	Cooper, John Sisson	1st Aug., 1854	The Lieut.-Governor	350 0 0	1st August, 1854
Back Creek	Same as at Amherst				
Ballaarat	Drury, Arthur	10th Sept., 1855	The Governor	350 0 0	13th Dec., 1853
	Oliver, Daniel (2nd)	10th Mar., 1859	Ditto	250 0 0	10th March, 1859
Ballaarat East	Bell, Edward C.	8th Dec., 1857	Ditto	300 0 0	
Ballan	Same as at Bacchus Marsh				
Balmoral	Same as at Harrow				
Beechworth	Akehrst, Arthur Pursell	23rd Oct., 1860	Governor in Council	500 0 0	November, 1852
	Cathrey, Werner (2nd)	8th Nov., 1860	Ditto	300 0 0	March, 1855
	Wheeler, William Edward	August, 1853	The Governor	400 0 0	1st Nov., 1852
Belfast	Power, William (Acting)	1st Feb., 1858	Governor in Council	50 0 0	In Police Force
Belvoir	Crofton, Harman	8th Nov., 1860	Ditto	300 0 0	
Benalla	Stobie, David Grieve	1st March, 1858	Ditto	300 0 0	1st Sept., 1853

¹ Transferred to Redbank, 23rd April, 1861.

CIVIL ESTABLISHMENT—continued.

Office.	Name.	Date of Appointment.	By whom Appointed, and under what Instrument.	Annual Salary.	Date of First Appointment under the Colonial Government.
				£ s. d.	
CLERKS OF PETTY SESSIONS—continued.					
Branxholme ...	Same as at Digby				
Brighton ...	Same as at Richmond				
Brunswick ...	Grylls, G. W. F. (Acting)	16th Mar., 1858	The Governor	15th March, 1858
Buckland ...	Martin, A. L'E.	February, 1858	Ditto ...	300 0 0	6th Nov., 1852
Buninyong ...	Rich, John	4th July, 1859	Ditto ...	300 0 0	11th Aug., 1858
Caledonia ...	Same as at Heidelberg				
Camperdown ...	Ferguson, Wm.	13th Jan., 1858	Ditto ...	100 0 0	1st Dec., 1856
Carngham ...	Same as at Linton's				
Caramut ...	Ewing, Robert	22nd July, 1857	Ditto ...	300 0 0	1st July, 1857
Carisbrook ...	Roe, W. F.	9th Jan., 1855	Ditto ...	400 0 0	1st May, 1851
Casterton ...	Cue, George	March, 1853	Ditto ...	300 0 0	February, 1853
Castlemaine ...	Kentish, H. N. L.	30th June, 1855	Ditto ...	350 0 0	17th Oct., 1853
	Townsend, Edwd. (2nd)	3rd May, 1856	Governor in Council	250 0 0	11th Aug., 1853
Chiltern ...	Same as at Indigo (1st)				
	Daly, D. B. (2nd)	1st July, 1861	Ditto ...	250 0 0	17th May, 1859
Clunes ...	Bulger, Moses (Acting)	20th July, 1860	Ditto ...	50 0 0	In Police Force
Colac ...	Dunderdale, Geo.	4th May, 1857	Ditto ...	300 0 0	4th May, 1857
Coleraine ...	Same as at Casterton				
Collingwood ...	Duigan, Hy.	1st Dec., 1857	Ditto ...	300 0 0	1st Feb., 1853
Cowana ...	Toole, Ed. (Acting)	11th Nov., 1860	Ditto ...	50 0 0	In Police Force
Creswick ...	Hutchinson, G. L.	December, 1853	The Governor ...	300 0 0	20th Aug., 1852
Crowlands ...	Same as at Ararat			50 0 0	
Dandenong ...	Dobson, John (Acting)	12th April, 1860	Governor in Council	150 0 0	
Digby ...	Quin, J. H.	10th Mar., 1859	Ditto ...	300 0 0	10th March, 1859
Donnybrook ...	Same as at Keilor				
Drysdale ...	McWilliams, A.	20th Dec., 1860	Ditto ...	50 0 0	
Dunolly ...	Miskelly, John	4th July, 1859	Ditto ...	300 0 0	4th July, 1859
Eaglehawk ...	Richards, John B. (Acting)	31st May, 1860	Ditto ...	50 0 0	In Police Force
Echuca ...	The Police Magistrate succeeded by Cleary, J. (Acting)	15th Oct., 1861	Ditto ...	50 0 0	In Police Force
Eltham ...	Same as at Heidelberg				
Emerald Hill ...	Goslett, Joseph	30th Aug., 1859	Ditto ...	300 0 0	10th March, 1859
	succeeded by Robertson, James ¹	23rd Oct., 1861	Ditto ...	300 0 0	24th Dec., 1858
Essendon ...	Same as at Keilor				
Fitzroy ...	Same as at Collingwood				
Footscray ...	Same as at Sandridge			25 0 0	
Fryerstown ...	Lewis, Joseph	26th May, 1860	Ditto ...	300 0 0	19th Feb., 1851
Gardiner ...	Henry, Thomas G.	9th May, 1859	Ditto ...	50 0 0	9th May, 1859
Geelong ...	Bartrop, Geo. Fred. ²	25th Oct., 1860	Ditto ...	450 0 0	1st Jan., 1854
	succeeded by Anderson, W. H.	29th April, 1861	Ditto ...	400 0 0	1st Sept., 1852
	Dawson, Chas. Henry (2nd)	April, 1855	The Governor ...	300 0 0	November, 1853
Gisborne ...	Carroll, Henry	7th Feb., 1852	Ditto ...	300 0 0	7th Feb., 1852
Hamilton ...	Garton, R.	1st Sept., 1852	Ditto ...	300 0 0	September, 1852
Harrow ...	Creagh, B. B.	1st July, 1854	Ditto ...	300 0 0	1st Jan., 1851
Hawthorn ...	Same as at Hotham			50 0 0	
				to 31 May, 75 0 0 afterwards	
Heathcote ...	Hogarth, William	14th Feb., 1859	Ditto ...	350 0 0	21st July, 1851
Heidelberg ...	Morton, George P.	7th Jan., 1858	Ditto ...	350 0 0	
Hepburn ...	Coffin, James	12th Jan., 1855	Ditto ...	300 0 0	15th Jan., 1854
	Whiteford, C. (2nd, Acting)	23rd May, 1861	Governor in Council	25 0 0	In Police Force
Hexham ...	Same as at Caramut				
Horsham ...	Bolton, S. (Acting)	18th Nov., 1858	Ditto ...	50 0 0	In Police Force
Hotham ...	Munce, W. R. (Acting)	1st May, 1860	Ditto ...	50 0 0	1st May, 1860
				to 31 May, 75 0 0 afterwards	
Indigo ...	Mulligan, J. A.	13th Dec., 1858	Ditto ...	300 0 0	4th Oct., 1853
Inglewood ...	Biers, John Thompson	5th Nov., 1860	Ditto ...	300 0 0	9th June, 1854
	Bunnett, Templeton (2nd) ³	25th Oct., 1860	Ditto ...	250 0 0	6th March, 1855
				to 16 March, 300 0 0 afterwards	
Jamieson ...	Smallman, Thos.	17th Dec., 1861	Ditto ...	Salary as Warden's Clerk	17th Dec., 1861
Kerang ...	Same as at Swan Hill				
Kilmore ...	Lapham, Samuel	10th June, 1852	The Governor ...	400 0 0	5th June, 1852
Kyneton ...	Weigall, Henry	14th April, 1857	Governor in Council	400 0 0	14th April, 1857
	Willis, Jas. Louis	13th Nov., 1860	Ditto ...	200 0 0	November, 1860

¹ Transferred from Melbourne.
² Transferred to Wahgunyah on the 19th April, 1861.

³ Appointed Clerk of Peace, &c., Sandhurst, 5th April, 1861.

CIVIL ESTABLISHMENT—continued.

Office.	Name.	Date of Appointment.	By whom Appointed, and under what Instrument.	Annual Salary. £ s. d.	Date of First Appointment under the Colonial Government.
CLERKS OF PETTY SESSIONS—continued.					
Keilor ...	Somerville, T. ...	January, 1858	Governor in Council	400 0 0	September, 1852
Laplough ¹ ...	Johns, R. E. ...	23rd Oct., 1860	Ditto ...	250 0 0	November, 1850
Lancefield ...	Rennie, James (Acting) ...	29th April, 1861	Ditto ...	50 0 0	In Police Force
Learmonth ...	McGann, Wm. (Acting) ...	23rd Oct., 1860	Ditto ...	50 0 0	
	succeeded by				
	Mather, J. H. ...	14th June, 1861	Ditto ...	50 0 0	14th June, 1861
Leigh ...	Jardine, Thomas ² ...	4th Oct., 1854	The Governor ...	300 0 0	December, 1853
	succeeded by				
	Burke, Richard (Acting) ...	28th Jan., 1861	Governor in Council	50 0 0	In Police Force
Lexton ...	Same as at Raglan				
Linton's ...	Taylor, Thomas ...	20th July, 1860	Ditto ...	300 0 0	20th July, 1860
Maldon ...	Nott, John ...	6th May, 1856	Ditto ...	300 0 0	27th Oct., 1854
Malmesbury ...	Same as 2nd clerk, Kyneton				
Mansfield ...	Bell, Robt. Hone (Acting) ...	1st May, 1860	Ditto ...	50 0 0	In Police Force
Maryborough ...	Montgomery, R. A. ...	7th Jan., 1858	Ditto ...	350 0 0	8th March, 1853
	2nd same as at Carisbrook				
Melbourne ...	Hanify, M. J. P. ...	9th May, 1859	Ditto ...	600 0 0	26th May, 1853
	Robertson, Jas. ...	24th Dec., 1858	Ditto ...	350 0 0	24th Dec., 1858
	succeeded by				
	Campbell, George W. ...	23rd Oct., 1861	Ditto ...	300 0 0	1st Jan., 1859
				to 23rd Oct., 1861, 350 0 0 to 31st Dec.	
	Hardy, William ...	23rd Oct., 1861	Ditto ...	250 0 0	August, 1858
				to 23rd Oct., 1861, 300 0 0 to 31st Dec.	
	Shee, E. O. ...	23rd Oct., 1861	Ditto ...	250 0 0	1st March, 1858
	Keogh, J. ...	17th June, 1861	Ditto ...	250 0 0	December, 1860
	Campbell, Norman ...	20th Sept., 1860	Ditto ...	200 0 0	June, 1857
Meredith ...	Same as at Steiglitz				
Mitchell ...	James, W. Henry (Acting) ...	5th July, 1860	Ditto ...	50 0 0	In Police Force
Mitta Mitta ...	Same as at Snowy Creek				
Morse's Creek ...	Same as at Buckland				
Mortlake ...	Despard, Samuel (Acting) ...	7th March, 1861	Ditto ...	50 0 0	7th March, 1861
Mount Egerton ...	Same as at Blackwood ...			50 0 0	
				from 1st Dec. 1861	
Mountain Creek (Moonambel)	Johns, R. E. ...	29th Jan., 1861	Ditto ...	See Lamplough	
Newstead ...	Vote, J. C. (Acting) ...	21st Aug., 1861	Ditto ...	50 0 0	21st Aug., 1861
	succeeded by				
	Clowes, Joseph ...	28th Oct., 1861	Ditto ...	50 0 0	28th Oct., 1861
Newtown and Chilwell ...	Sayers, W. F. ...	29th Aug., 1859	Ditto ...	50 0 0	29th Aug., 1859
Oakleigh ...	Barr, James (Acting) ...	12th Jan., 1860	Ditto ...	50 0 0	
Omeo ...	Houghton, J. D. L. ...	17th May, 1859	Ditto ...	300 0 0	17th May, 1859
	succeeded by				
	King, B. M. ...	From 14th Oct. to 18th Nov., 1861			
	succeeded by				
	Bryan, W. ...	19th Nov., 1861	Ditto ...	300 0 0	19th Nov., 1861
Palmerston ...	Same as at Alberton				
Pleasant Creek (Stawell)	Quain, Frederick ...	14th July, 1859	Ditto ...	300 0 0	10th March, 1859
Portland ...	Manning, Edward ...	20th Dec., 1860	Ditto ...	400 0 0	6th April, 1859
Prahran ...	Same as at Richmond				
Queenscliff ...	Singleton, Edward ...	20th Sept., 1860	Ditto ...	100 0 0	5th Oct., 1860
Raglan ...	Minchin, C. W. ...	August, 1857...	Ditto ...	300 0 0	10th Oct., 1854
Redbank ...	Monckton, F. O. ...	29th April, 1861	Ditto ...	250 0 0	18th June, 1858
Redcastle ...	Same as at Heathcote				
Richmond ...	Hughes, Wm. Kearsey ...	9th Aug., 1860	Ditto ...	50 0 0	7th June, 1858
Rutherglen ...	Same as at Wahgunyah				
Sale ...	Lightfoot, J. G. R. ...	1st July, 1856	Ditto ...	300 0 0	1st July, 1856
Sandhurst ...	Sanders, J. T. ...	6th May, 1852	The Governor ...	400 0 0	6th May, 1852
	Singleton, R. (2nd) ...	28th June, 1861	Governor in Council	250 0 0	28th June, 1861
Ditto, Municipal Court	Wood, J. N. ...	22nd Aug., 1859	Ditto ...	300 0 0	16th June, 1855
	succeeded by				
	Bewes, A. M. ...	13th Sept., 1861	Ditto ...	300 0 0	10th March, 1859
Sandridge ...	Dobbin, C. L. ...	21st Feb., 1861	Ditto ...	300 0 0	1st Jan., 1854
Sandy Creek ...	Costello, John (Acting) ...	15th Dec., 1860	Ditto ...	300 0 0	
	succeeded by				
	Forbes, J. G. ...	28th Jan., 1861	Ditto ...	300 0 0	February, 1854
Snapper Point ...	Armstrong, W. (Acting) ...	15th April, 1859	Ditto ...	100 0 0	21st May, 1856
Seymour ...	Same as at Avenel			from 1st May, 1861	
Skipton ...	Same as at Linton's				
Smeaton ...	Same as at Creswick				
Smythe's Creek ...	Nicholson, W. B. ...	22nd June, 1858	Ditto ...		5th Feb., 1856

¹ Discontinued 31st May, 1861.² Transferred to Warranga on the 13th May, 1861.

CIVIL ESTABLISHMENT—continued.

Office.	Name.	Date of Appointment.	By whom Appointed, and under what Instrument.	Annual Salary.	Date of First Appointment under the Colonial Government.
				£ s. d.	
CLERKS OF PETTY SESSIONS—continued.					
Snowy Creek	Hayes, G.	23rd Sept., 1861	Governor in Council	25 0 0	In Police Force
South Barwon Municipality	Richardson, George ¹ ...	21st Nov., 1859	Ditto	50 0 0	21st Nov., 1859
	... succeeded by				
	Harkins, Jas.	1st Aug., 1861	Ditto	In Police Force
Stanley	Same as 2nd at Beechworth				
Steiglitz	Quinan, Richard	1st Dec., 1857	Ditto	300 0 0	28th June, 1852
St. Kilda	Same as at Emerald Hill				
St. Arnaud	Bliss, Theodore	23rd Feb., 1860	Ditto	50 0 0	23rd Feb., 1860
Sunbury	Carroll, Henry	2nd Feb., 1860	Ditto	50 0 0	7th Feb., 1853
Swan Hill	The Police Magistrate				
Taradale	Rigby, N. J. B. P.	21st Aug., 1857	Ditto	300 0 0	2nd Feb., 1853
Tarraville	Same as at Alberton				
Wahgunyah ²	Bunnett, T.	19th April, 1861	Ditto	300 0 0	6th March, 1855
Wangaratta	Ely, Albert L.	1st April, 1854	The Governor	300 0 0	18th Feb., 1852
Waranga	Anderson, W. H.	22nd Feb., 1858	Governor in Council	300 0 0	1st Sept., 1852
	... succeeded by				
	Jardine, T.	13th May, 1861	Ditto	300 0 0	
Warrnambool	Ardlie, J. M.	15th Jan., 1850	The Governor	400 0 0	15th Jan., 1850
Wedderburne	Morgan, R. C.	8th Jan., 1858	Governor in Council	300 0 0	Oct. or Nov., 1852
Williamstown	Burke, E.	1st Jan., 1854	The Governor	400 0 0	November, 1853
	and				
	Dobbin, C. L.				
	... succeeded by				
	Collins, O. W.	20th Feb., 1861	Governor in Council	250 0 0	11th Oct., 1859
Woodend	Same as 2nd at Kyneton				
Yan Yean	Fawssett, L.	1st June, 1860	Ditto	50 0 0	In Police Force
	... succeeded by				
	Keddell, J.	16th April, 1861	Ditto	50 0 0	Ditto
	... succeeded by				
	Fosbery, M. D.	16th Nov., 1861	Ditto	50 0 0	Ditto
Yackandandah	Maynard, G.	22nd Aug., 1859	Ditto	300 0 0	22nd Aug., 1859
Yea	Woodhouse, Mor. (Acting)	17th May, 1860	Ditto	50 0 0	In Police Force

¹ Resigned 31st July, 1861.

² Visited by the C. P. S., Indigo, from 1st November, 1860, to 18th April, 1861.

INTERPRETERS, ETC.

Ballaarat	A'Koun (Interpreter and Scribe)	3rd March, 1856	Governor in Council	300 0 0	6th Dec., 1855
Sandhurst	O'Cheong (ditto)	1st March, 1856	Ditto	300 0 0	23rd April, 1855
Castlemaine	A'Coy, James (ditto)	1st March, 1857	Ditto	300 0 0	1st March, 1857
Avoca	Howqua (Interpreter)	12th Aug., 1856	Ditto	250 0 0	1st June, 1856
Ararat	Ho-a-Low	21st June, 1860	Ditto	250 0 0	
Beechworth	Tsze-Hing, W.	1st Jan., 1861	Ditto	250 0 0	

CORONERS.

Alberton	Goldie, J. J.	See Palmerston			
Amberst	Dow, Alexander	27th May, 1861	Governor in Council	Paid by fees	27th May, 1861
Ararat	Girdlestone, T. M.	29th July, 1857	Ditto	Ditto	4th Aug., 1855
Ballaarat	Clendinning, G.	31st July, 1855	The Governor	Ditto	31st July, 1855
	and				
	Cogdon, J., Police Magistrate				
Barkly	Same as Police Magistrate				
Beechworth	Same as Police Magistrate				
Benalla	Same as Police Magistrate				
Belfast	Jermyn, D.	15th Aug., 1859	Governor in Council	Ditto	15th Aug., 1859
Bourke	Candler, S. C.	3rd Aug., 1857	Ditto	Ditto	1852
Buckland	Same as Police Magistrate				
Camperdown	Lawrence, J. P.	10th Feb., 1858	Ditto	Ditto	10th Feb., 1858
Castlemaine	Preshaw, W. F.	February, 1857	Ditto	Ditto	February, 1857
Casterton	Radford, C.	30th Nov., 1858	Ditto	Ditto	30th Nov., 1858
Colac	Rae, Thomas	6th Sept., 1860	Ditto	Ditto	6th Sept., 1860
Creswick	Lees, W. B.	15th Aug., 1859	Ditto	Ditto	15th Aug., 1859
	and also				
	The Police Magistrate				
Daylesford	Same as Police Magistrate				
Dunolly	Same as Police Magistrate				
Echuca	Same as Police Magistrate				
Gelong	Shaw, F.	11th Oct., 1850	The Governor	Ditto	11th Oct., 1850
Gisborne	O'Sullivan, M.	17th May, 1859	Governor in Council	Ditto	17th May, 1859
Hamilton	Same as Police Magistrate				

CIVIL ESTABLISHMENT—continued.

Office.	Name.	Date of Appointment.	By whom Appointed, and under what Instrument.	Annual Salary. £ s. d.	Date of First Appointment under the Colonial Government.
CORONERS—continued.					
Heathcote ...	Same as Police Magistrate				
Hexham ...	Frame, J. W. ...	25th Nov., 1856	Governor in Council	Paid by fees	25th Nov., 1856
Horsham ...	Johnston, William ...	17th Oct., 1859	Ditto ...	Ditto ...	17th Oct., 1859
Indigo ...	Same as Police Magistrate				
Inglewood ...	Wilmot, Charles Eardley succeeded by	23rd Aug., 1860	The Governor ...	Mileage ...	May, 1859
	Radcliffe, H. H. ...	25th March, 1861	Governor in Council	Paid by fees	25th March, 1861
Kilmore ...	Nicholson, D. N. ...	24th Aug., 1855	The Governor ...	Ditto ...	24th Aug., 1855
Kyneton ...	Geary, H. ...	5th June, 1855	Ditto ...	Ditto ...	July, 1853
Learmonth ...	Morton, G. G. ...	29th April, 1861	Governor in Council	Ditto ...	29th April, 1861
Maldon ...	Same as Police Magistrate				
Maryborough ...	Laidman, F. M. ...	17th Sept., 1857	Ditto ...	Ditto ...	17th Sept., 1857
Melbourne ...	Youl, Richard ...	August, 1857	Ditto ...	Ditto ...	January, 1854
Mount Shadwell ...	Burke, J. ...	5th Aug., 1861	Ditto ...	Ditto ...	5th August, 1861
Newbridge ...	Grant, J. C. ...	September, 1858	Ditto ...	Ditto ...	September, 1858
Omeo ...	Same as Police Magistrate				
Palmerston ...	Goldie, J. J. ...	17th Oct., 1859	Ditto ...	Ditto ...	17th Oct., 1859
Pitfield ...	Watkins, C. ...	29th July, 1858	Ditto ...	Ditto ...	29th July, 1858
	succeeded by				
	Crossen, Hy. ...	23rd Dec., 1861	Ditto ...	Ditto ...	23rd Dec., 1861
Pleasant Creek ...	Bennett, Edwin James ...	2nd Aug., 1860	Ditto ...	Ditto ...	August, 1860
Portland ...	Brewer, H. E. ...	25th July, 1859	Ditto ...	Ditto ...	25th July, 1859
Queenscliff ...	Williams, D. J. ...	December, 1858	Ditto ...	Ditto ...	December, 1858
Redbank ...	Same as Police Magistrate				
Raglan ...	Same as Police Magistrate				
Sale ...	Arbuckle, A. ...	25th Nov., 1856	Ditto ...	Ditto ...	25th Nov., 1856
Sandhurst ...	Roche, W. A. ...	31st March, 1853	Ditto ...	Ditto ...	31st March, 1853
Smythesdale ...	Hopper, Thomas ...	11th Oct., 1860	Ditto ...	Ditto ...	11th Oct., 1860
St. Arnaud ...	Millett, W. ...	19th Dec., 1859	Ditto ...	Ditto ...	
Swan Hill ...	Gummow, B. W. ...	2nd March, 1858	Ditto ...	Ditto ...	
Wahgunyah ...	Same as Police Magistrate				
Wangaratta ...	Dobbyn, W. A. ...	6th June, 1855	The Governor ...	Ditto ...	June, 1852
Warrnambool ...	Clarke, J. ...	14th Oct., 1856	Governor in Council	Ditto ...	14th Oct., 1856
Wedderburne ...	Dean, H. D. ...	17th Oct., 1859	Ditto ...	Ditto ...	17th Oct., 1859
Williamstown ...	Wilkins, John ...	22nd May, 1854	The Governor ...	Ditto ...	1st Nov., 1852
Yackandandah ...	Same as Police Magistrate				

THE TREASURER.

Under-Treasurer ...	Symonds, E. S. ...	19th Oct., 1857	Governor in Council	900 0 0	23rd Jan., 1852
Accountant ...	Gudemann, R. ...	1st Jan., 1856	Ditto ...	650 0 0	4th March, 1853
Clerk ...	Stephen, W. R. ...	11th April, 1856	Ditto ...	550 0 0	22nd June, 1853
Ditto ...	Walter, J. C. ...	1st May, 1854	Ditto ...	450 0 0	1st May, 1854
Ditto ...	Megson, C. ...	1st Dec., 1852	Ditto ...	400 0 0	1st Dec., 1852 ¹
Ditto ...	Weigall, T. ...	1st Jan., 1858	Ditto ...	400 0 0	1st Feb., 1854
Ditto ...	Barrows, S. C. ...	1st April, 1856	Ditto ...	400 0 0	1st Mar., 1854
Ditto ...	Wyman, S. ...	1st July, 1860	Ditto ...	350 0 0	23rd Nov., 1852
Ditto ...	Plaisted, T. ...	1st Jan., 1856	Ditto ...	350 0 0	13th Sept., 1853 ²
Ditto ...	Sewell, W. ...	1st Jan., 1858	Ditto ...	350 0 0	18th Jan., 1854
Ditto ...	Manton, C. A. A. ...	1st Jan., 1856	Ditto ...	350 0 0	1st Jan., 1852 ³
Ditto ...	Bennett, H. O. ...	7th June, 1858	Ditto ...	300 0 0	1st Nov., 1852 ⁴
Ditto ...	Wardlaw, R. R. ...	7th Jan., 1861	Ditto ...	275 0 0	20th Dec., 1853
Ditto ...	Gains, A. B. ...	20th July, 1860	Ditto ...	275 0 0	1st July, 1858 ⁵
Ditto ...	McKenna, A. W. ...	25th Oct., 1858	Ditto ...	275 0 0	25th Oct., 1858 ⁶
Ditto ...	Menzies, A. R. ...	26th July, 1858	Ditto ...	250 0 0	1st Aug., 1856
Ditto ...	Kearney, A. W. J. ...	22nd Nov., 1860	Ditto ...	250 0 0	22nd Nov., 1860
Ditto ...	Bacvertz, C. ...	1st July, 1860	Ditto ...	200 0 0	1st July, 1860 ⁷
Ditto ...	Nalder, W. H. ...	22nd Nov., 1860	Ditto ...	200 0 0	22nd Nov., 1860 ⁸
Ditto ...	Hardcastle, A. ...	1st Jan., 1861	Ditto ...	200 0 0	1st Jan., 1861 ⁹
Ditto ...	Odell, J. ...	1st Jan., 1861	Ditto ...	200 0 0	1st Jan., 1861
Ditto ...	Dash, E. ...	1st Jan., 1861	Ditto ...	200 0 0	1st Jan., 1861 ¹⁰
Ditto ...	Heap, W. ...	1st Jan., 1861	Ditto ...	200 0 0	1st Jan., 1861 ¹¹
Ditto ...	Tapley, J. ...	25th Feb., 1861	Ditto ...	175 0 0	10th Sept., 1860 ¹²
		19th Aug., 1861	Ditto ...	200 0 0	
Ditto ...	Smith, W. H. ...	15th June, 1861	Ditto ...	100 0 0	15th June, 1861 ¹³
		19th Aug., 1861	Ditto ...	175 0 0	
Ditto ...	Chivers, J. C. ...	20th Aug., 1861	Ditto ...	175 0 0	20th Aug., 1861

¹ Received £50 in addition for extra duties as Chief Clerk in Receipt and Pay Office, Melbourne.² Reduced 21st June, 1855; re-appointed 1st January, 1856.³ Reduced in July, 1855; re-appointed 1st February, 1856.⁴ Reduced in July, 1855; re-appointed 1st February, 1856.⁵ From 13th May, 1858, temporarily.⁶ From 24th June, 1858, temporarily.⁷ From 1st May, 1859, temporarily.⁸ From 1st May, 1859, temporarily.⁹ From 1st May, 1859, temporarily.¹⁰ From 1st May, 1859, temporarily.¹¹ From 1st May, 1859, temporarily.¹² From 1st May, 1859, temporarily.¹³ From 1st May, 1859, temporarily.¹⁴ From 1st May, 1859, temporarily.¹⁵ Transferred to Receipt and Pay Office, Ararat, on 7th July, 1861.¹⁶ Served as Resident Storeman, &c., in the Colonial Storekeeper's and Civil Commissariat Departments, from 8th September, 1852, and Overseer of Immigration Dept., from 1st March, 1855, to 9th September, 1860.¹⁷ Temporarily employed in Crown Lands Office, from 24th September to 31st December, 1860.

CIVIL ESTABLISHMENT—continued.

Office.	Name.	Date of Appointment.	By whom Appointed, and under what Instrument.	Annual Salary.			Date of First Appointment under the Colonial Government.
				£	s.	d.	
THE TREASURER—continued.							
Clerk	Armstrong, E. ...	15th Jan., 1861	Governor in Council	120	0	0	15th Jan., 1861
Ditto	Pitt, G. F. D. ...	19th Aug., 1861	Ditto	100	0	0	
Three Messengers							
Receiver and Paymaster, Pleasant Creek	Jedkins, H. G. ...	14th Feb., 1860	Ditto	450	0	0	7th April, 1853 ¹
Ditto, Raglan	Fowler, Henry ...	14th Feb., 1860	Ditto	450	0	0	14th Aug., 1857
Ditto, Inglewood ...	Gaunt, J. M. ...	1st July, 1860	Ditto	450	0	0	1st March, 1854
Ditto, Belfast	Nicolson, P.* ...	10th April, 1860	Ditto	7th Dec., 1846 ¹
Ditto, Portland	Moore, W. A.* ...	10th April, 1860	Ditto	1st Jan., 1854
Ditto, Port Albert ...	Belcher, W. R.* ...	7th May, 1860	Ditto	1st Oct., 1842
Ditto, Warrnambool ...	Musgrove, A. W.* ...	10th April, 1860	Ditto	5th Jan., 1852
Ditto, Beechworth ...	Barnard, W. H. ...	22nd Nov., 1860	Ditto	525	0	0	2nd March, 1853
Clerk	Locke, John ...	1st Jan., 1857	Ditto	300	0	0	1st Aug., 1853
Receiver and Paymaster, Ararat	Berry, G. R. ...	1st Jan., 1858	Ditto	485	0	0	28th Jan., 1853
Clerk	Williamson, H. ...	July, 1860	Ditto	300	0	0	Sept., 1853 ²
	succeeded by						
	Dash, Edward ...	2nd July, 1861	Ditto	300	0	0	15th May, 1858
Receiver and Paymaster, Avoca	Constable, A. H. ...	1st July, 1860	Ditto	450	0	0	1st June, 1851 ³
Ditto, Back Creek ...	Chapman, George ...	1st Jan., 1860	Ditto	450	0	0	9th Aug., 1853 ⁴
Ditto, Creswick	Fisher, John ...	1st Jan., 1860	Ditto	450	0	0	1st Nov., 1855
Ditto, Dunolly	Butt, J. W. S. ...	1st Feb., 1862	Ditto	450	0	0	18th Aug., 1862 ⁵
Ditto, Maldon	Wrixon, Ed. ...	3rd Feb., 1860	Ditto	450	0	0	7th Oct., 1850
Ditto, Geelong	Belcher, G. F. ...	12th April, 1854	Ditto	600	0	0	9th July, 1846
Clerk	Fitzsimmons, G. W. ...	26th July, 1858	Ditto	300	0	0	26th July, 1852
One Messenger	80	0	0	...
Receiver and Paymaster, Ballarat	Hall, John ...	22nd Nov., 1860	Ditto	525	0	0	15th May, 1852
Clerk	Thomas, J. ...	7th Feb., 1861	Ditto	300	0	0	18th Aug., 1858
Receiver and Paymaster, Sandhurst	Langston, A. ...	1st Jan., 1858	Ditto	325	0	0	30th June, 1851
Clerk	Aston, A. H. ...	5th Aug., 1858	Ditto	300	0	0	8th Oct., 1853
Receiver and Paymaster, Castlemaine	Naylor, T. B. ...	1st Jan., 1856	Ditto	525	0	0	10th March, 1853
Clerk	Staveley, H. C. ...	26th July, 1858	Ditto	300	0	0	1st Jan., 1858 ⁶
Receiver and Paymaster, Maryborough	Reynell, A. ...	December, 1856	Ditto	525	0	0	1st June, 1852
Clerk	Meyrick, A. ...	12th Oct., 1857	Ditto	300	0	0	1st Oct., 1853 ⁷
Receiver and Paymaster ...	Hull, W. H. ...	7th Mar., 1857	Ditto	700	0	0	1st April, 1846
Clerk	Thomson, A. P. ...	25th June, 1854	Ditto	500	0	0	10th Feb., 1850
Ditto	Edwards, S. L. ...	12th Mar., 1852	Ditto	450	0	0	12th Mar., 1852
Ditto	Williams, H. J. ...	1st May, 1861	Ditto	275	0	0	3rd Mar., 1853 ⁸
Ditto	Capron, A. T. ...	11th June, 1860	Ditto	275	0	0	1st June, 1858
Ditto	Locke, W. ...	3rd June, 1858	Ditto	260	0	0	3rd June, 1858
One Messenger	80	0	0	...
Gold Receiver, Melbourne	Wilkinson, John ...	27th Nov., 1857	Ditto	700	0	0	14th Feb., 1853
Clerk	Pengelly, H. E. ...	Mar, 1855 ...	Ditto	425	0	0	February, 1854
Ditto	Eades, J. C. ...	21st July, 1853	Ditto	350	0	0	7th July, 1853
Ditto	Rumley, G. J. ...	10th April, 1856	Ditto	325	0	0	3rd March, 1853
Ditto	Bruce, J. D. ...	1st Nov., 1857	Ditto	325	0	0	11th Jan., 1853
Ditto	Quinan, James, jun. ...	12th Sept., 1861	Ditto	175	0	0	12th Sept., 1861 ⁹
One Messenger	100	0	0	...
Gold Receiver, Mountain Creek and Redbank	Williamson, H. ...	29th April, 1861	Ditto	450	0	0	Sept., 1853 ¹⁰
Government Storekeeper	Spence, J. M. ...	27th Nov., 1860	Ditto	700	0	0	4th Oct., 1851
Accountant	Eaton, H. F. ...	13th Feb., 1855	Ditto	500	0	0	24th Jan., 1853
Clerk	Lane, George ...	1st March, 1855	Ditto	400	0	0	23rd Sept., 1853
Ditto	Wright, George ...	21st March, 1853	Ditto	400	0	0	21st Mar., 1853
Ditto	Pierce, J. ...	19th Oct., 1857	Ditto	375	0	0	1st Mar., 1853
Ditto	Selleck, A. ...	13th Feb., 1855	Ditto	350	0	0	18th Jan., 1853
Ditto	McMurray, J. ...	1st March, 1855	Ditto	300	0	0	6th July, 1854
Ditto	McCann, F. J. ...	1st March, 1855	Ditto	300	0	0	29th Nov., 1853
Ditto	Brooke, H. ...	2nd June, 1857	Ditto	300	0	0	2nd June, 1857
Ditto	Walker, W. H. ...	7th July, 1855	Ditto	250	0	0	4th Aug., 1853 ¹¹
Ditto	Thomas, E. J. ...	23rd Sept., 1853	Ditto	200	0	0	23rd Sept., 1853
Ditto	Walker, A. ...	25th Feb., 1861	Ditto	100	0	0	11th Aug., 1853 ¹¹
Resident Storeman	Wettenhall, W. ...	1st Feb., 1856	Ditto	175	0	0	1st Feb., 1856
Messenger and Housekeeper	150	0	0	...

¹ Retired 17th November, 1850; re-appointed 1st March, 1851.

² Out of the service from March, 1855 to 1857; temporarily employed from March, 1857, to January, 1858.

³ Reduced 24th November, 1854; re-appointed 29th July, 1856.

⁴ Temporarily employed from June, 1855; re-appointed 1st September, 1855.

⁵ Reduced 24th November, 1854; re-appointed 29th July, 1856.

⁶ Previously employed, "temporarily," from February, 1857.

⁷ Had been previously employed as temporary clerk in various departments.

⁸ Was out of the service from March, 1855, to March, 1857.

⁹ Resigned 26th January, 1854; re-appointed 4th July, 1854.

¹⁰ Reduced 1st January, 1861; re-appointed 25th February, 1861.

NOTE.—The officers marked thus (*) are also Collectors of Customs.—See Customs Department.

CIVIL ESTABLISHMENT—continued.

Office.	Name.	Date of Appointment.	By whom Appointed, and under what Instrument.	Annual Salary.		Date of First Appointment under the Colonial Government.
				£	s. d.	
STORES AND TRANSPORT.						
Government Storekeeper	Spence, Jas. Major	22nd Nov., 1860	Governor in Council	700	0 0	4th Oct., 1851
Accountant	Eaton, Henry Fras.	13th Feb., 1855	Ditto	500	0 0	24th Jan., 1853
Correspondence Clerk	Lane, George	1st March, 1855	Ditto	400	0 0	23rd Sept., 1853
Clerk	Wright, George	1st April, 1855	Ditto	400	0 0	21st Mar., 1853
Store Clerk	Peirce, Joseph	16th Oct., 1857	Ditto	375	0 0	1st March, 1853
Clerk (Tender Board)	Selleck, Austin	1st April, 1855	Ditto	350	0 0	18th Jan., 1853
Clerk	McMurray, James	1st April, 1857	Ditto	300	0 0	6th July, 1854
Ditto	McCann, Fras. Jas.	1st March, 1855	Ditto	300	0 0	29th Nov., 1853
Ditto	Brook, Henry	5th June, 1857	Ditto	300	0 0	5th June, 1857
Ditto	Walker, Wm. Hy.	7th July, 1855	Ditto	250	0 0	{ 24th July, 1853, resigd, and re-entr. 1st July, 1854
Ditto	Thomas, Eb. Jno.	1st March, 1855	Ditto	200	0 0	17th May, 1852
Ditto	Walker, Alex.	25th Feb., 1861	Ditto	100	0 0	11th Aug., 1853
Resident Storeman	Wettenhall, Wm.	1st Feb., 1856	Ditto	175	0 0	1st Feb., 1856
Resident Messenger	...	1st Feb., 1855	...	100	0 0	October, 1853
Housekeeper	...	1st Feb., 1855	...	50	0 0	October, 1853
Store Messenger	7s.	per diem	
Laborers (2)	7s.	per diem	

GOVERNMENT PRINTER.

Government Printer	Ferres, John	8th Nov., 1851	Lieut.-Governor	700	0 0	10th Nov., 1851
Senior Clerk	Walker, Saml. Jas.	24th Mar., 1855	Ditto	450	0 0	1st Nov., 1852
Clerk	Moon, Augs. Graham ¹	7th June, 1855	The Governor	300	0 0	14th June, 1854
Ditto	Boom, Hy. Manuel ²	20th Jan., 1856	Ditto	200	0 0	20th Jan., 1856
Overseer	Baker, Charles ³	11th April, 1856	Ditto	450	0 0	1st Jan., 1854
Sub-Overseer	Leeds, Gibbs ⁴	11th April, 1856	Ditto	400	0 0	11th April, 1856
Ditto	Guy, Wm. Hy.	1st Jan., 1857	Ditto	375	0 0	1st Jan., 1857
Overseer of Bookbinders	Penson, Robt.	12th June, 1854	Lieut.-Governor	400	0 0	12th Jan., 1854
Readers (4)	105s.		
Compositors (60)	80s.		
Pressmen (6)	80s.		
Laborers, Pressboys, &c. (28)	37s. 6d.		
Engineer	115s.		
Machinemen (2)	105s.		
Ditto Assistants (10)	20s.		
Printer's Joiner	95s.		
Bookbinders (17)	80s.		
Sewers (6)	35s.		
Boys (6)	15s.		
Laborers (2)	50s.		

¹ Reduced 31st December, 1854; re-appointed 7th June, 1855.
² Employed as Reader's Assistant from 13th March, 1853.

³ Employed as Compositor from 9th May, 1852.
⁴ Employed as Compositor from 19th June, 1853.

BARRACK DEPARTMENT.

Barrack Master	Pitt, W. A. Dean	1st Feb., 1859	Governor in Council	200	0 0	1st Feb., 1859
Barrack Sergeant	Urch, B.	9th Jan., 1854	General Order	146	0 0	9th Jan., 1854
Barrack Storeman	Marlow, C.	20th Feb., 1859	Ditto	63	17 6	20th Feb., 1859

COMMISSIONER OF LANDS AND SURVEY.

Commissioner of Lands and Survey	Brooke, J. H.	4th Dec., 1860	The Governor	1,625	0 0	
	succeeded by Duffy, C. Gavan	22nd Nov., 1861	Ditto	1,600	0 0	

SURVEYOR-GENERAL'S OFFICE.

SURVEY BRANCH.						
Surveyor-General	Ligar, C. W.	23rd Mar., 1858	Governor in Council	1,000	0 0	23rd Mar., 1858
Draftsman	Counsel, R.	16th Dec., 1852	The Lieut.-Governor	500	0 0	16th Dec., 1852
Ditto	Horrell, C. C.	28th Mar., 1849	The Superintendent	450	0 0	28th Mar., 1849
Ditto	Harding, F.	21st June, 1853	The Lieut.-Governor	350	0 0	21st June, 1853
Ditto	Willis, G.	17th Aug., 1853	Ditto	375	0 0	17th Aug., 1853
Ditto	Samson, H.	30th Oct., 1854	Ditto	375	0 0	30th Oct., 1854
Ditto	Bibbs, T.	26th May, 1854	Ditto	350	0 0	1st Nov., 1853
Ditto	Windsor, G. A.	11th Aug., 1852	Ditto	375	0 0	1st March, 1852
Ditto	Acheson, F.	26th May, 1854	Ditto	400	0 0	26th May, 1854
Ditto	Kearney, J.	1st April, 1853	Ditto	275	0 0	1st April, 1853
Ditto	Ryan, James	1st April, 1859	Ditto	300	0 0	1st May, 1854
Ditto	Counsel, L.	8th Dec., 1854	Ditto	350	0 0	8th Dec., 1854
Ditto	Freeman, W.	11th Aug., 1853	Ditto	225	0 0	11th Aug., 1853
Ditto	Noon, J.	1st Jan., 1861	Ditto	250	0 0	

CIVIL ESTABLISHMENT—continued.

Office.	Name.	Date of Appointment.	By whom Appointed, and under what Instrument.	Annual Salary.			Date of First Appointment under the Colonial Government.
				£	s.	d.	
SURVEYOR-GENERAL'S OFFICE—continued.							
Photo-Lithographer	Philp, J. B.	14th Nov., 1853	The Lieut.-Governor	350	0	0	14th Nov., 1853
Ditto	Robertson, A.	22nd May, 1854	Governor in Council	350	0	0	22nd May, 1854
Ditto	Collis, William	3rd Oct., 1855	The Governor	300	0	0	3rd Oct., 1855
Ditto	Osborne, J. W.	1st March, 1858	Governor in Council	350	0	0	1st Sept., 1859
Assistant Astronomer	White, E. J.	1st July, 1861	Ditto	400	0	0	1st July, 1861
Pressman	McHutchison, J.	1st April, 1853	Ditto	250	0	0	1st April, 1853
Ditto	Earle, J.	1st Aug., 1853	Ditto	225	0	0	1st Aug., 1853
Ditto	Hamilton, J.	8th Oct., 1856	Ditto	200	0	0	8th Oct., 1856
Draftsman	Counsel, R. P.	1st April, 1861	Ditto	104	0	0	1st April, 1861
District Surveyor	Skene, A. J.	11th Oct., 1848	The Superintendent	550	0	0	11th Oct., 1848
Superintendent Geodetic Survey	Ellery, R. L. J.	13th July, 1853	Governor in Council	600	0	0	13th July, 1853
District Surveyor	Urquhart, W. S.	1st Dec., 1845	The Superintendent	500	0	0	1st Dec., 1845
Ditto	Clarke, L.	9th Aug., 1848	Ditto	500	0	0	9th Aug., 1848
Ditto	Dawson, W. T.	9th Oct., 1850	Ditto	500	0	0	9th Oct., 1850
Ditto	Scott, R. D.	1st Aug., 1851	The Lieut.-Governor	475	0	0	1st Aug., 1851
Ditto	Chauncey, P.	24th Aug., 1853	Ditto	450	0	0	24th Aug., 1853
Ditto	Taylor, J. H.	1st March, 1852	Ditto	475	0	0	1st March, 1852
Geodetic Surveyor	Pinneger, T. W.	1st April, 1853	Ditto	400	0	0	1st April, 1853
District Surveyor	Martin, A. L.	1st April, 1854	Ditto	400	0	0	1st April, 1854
Ditto	Nixon, T.	1st Aug., 1854	Ditto	400	0	0	1st Aug., 1854
Ditto	Adair, T.	8th Nov., 1853	Ditto	450	0	0	8th Nov., 1853
Ditto	Morres, H.	1st April, 1854	Ditto	325	0	0	1st April, 1854
Ditto	Wilmot, J. G. W.	20th April, 1854	Ditto	350	0	0	20th April, 1854
Temporary Geodetic Surveyor	Crenion, P.	1st April, 1859	Governor in Council	275	0	0	1st April, 1859
Assistant Surveyor	Cooper, T. W.	13th Jan., 1857	The Lieut.-Governor	325	0	0	13th Jan., 1857
Ditto	Couchman, Thos.	8th May, 1854	Ditto	275	0	0	8th May, 1854
Geodetic Surveyor	Black, A.	1st Aug., 1854	Ditto	325	0	0	1st Aug., 1854
Assistant Surveyor	Breen, T. J.	12th Sept., 1854	Ditto	275	0	0	12th Sept., 1854
Ditto	Callanan, M.	12th Sept., 1854	Ditto	350	0	0	12th Sept., 1854
Geodetic Surveyor	Allan, A. C.	29th May, 1855	Ditto	350	0	0	29th May, 1855
Temporary Geodetic Surveyor	Verdon, E. de	21st April, 1859	Ditto	350	0	0	21st April, 1859
Surveyor	Thornhill, W.	1st Nov., 1855	...	300	0	0	1st Nov., 1855
Assistant Surveyor	Darbyshire, J.	22nd Dec., 1856	Governor in Council	250	0	0	22nd Dec., 1856
Ditto	Mackintosh, W. S.	1st Jan., 1857	Ditto	250	0	0	1st Dec., 1854
Ditto	Langford, G.	18th May, 1856	Ditto	325	0	0	18th May, 1856
Temporary Geodetic Surveyor	Petty, R.	10th Aug., 1858	Ditto	275	0	0	10th Aug., 1858
Assistant Surveyor	McDonald, G. T.	10th Aug., 1858	Ditto	250	0	0	10th Aug., 1858
Field Clerk and Draftsman	Raymond, F. B.	1st Sept., 1855	The Governor	325	0	0	1st Sept., 1855
Ditto	McKay, James	1st Jan., 1857	Governor in Council	300	0	0	1st Jan., 1857
Ditto	Bird, C. J.	1st Dec., 1857	Ditto	275	0	0	1st Dec., 1857
Ditto	Sturgess, W. G.	1st June, 1858	Ditto	275	0	0	1st Jan., 1858
Ditto	Biers, H.	1st May, 1860	...	250	0	0	1st May, 1860
Ditto	McLaughlin, T.	7th Oct., 1855	The Governor	225	0	0	7th Sept., 1855
Ditto	Tracy, W. de	1st June, 1859	Governor in Council	200	0	0	1st June, 1859
Ditto	Kelly, R.	1st June, 1860	Ditto	200	0	0	1st June, 1860
Ditto	Green, J.	6th Sept., 1857	Ditto	200	0	0	6th Jan., 1857
Ditto	Mason, A. M.	18th April, 1853	The Lieut.-Governor	350	0	0	18th April, 1853
Ditto	Moore, H. B.	15th Dec., 1853	Ditto	250	0	0	15th Dec., 1853
Ditto	Watson, T.	8th Oct., 1850	The Superintendent	275	0	0	8th Oct., 1850
Assistant Surveyor	Wrigglesworth, J.	18th July, 1855	The Lieut.-Governor	250	0	0	18th July, 1855
Ditto	Templeton, J.	17th Sept., 1853	Ditto	325	0	0	17th Sept., 1853
ADMINISTRATIVE BRANCH.							
Assistant Commissioner of Lands and Survey	Hodgkinson, C.	12th Jan., 1852	Ditto	900	0	0	12th Jan., 1852
Accountant	Agg, E. J.	1st May, 1852	Ditto	450	0	0	1st May, 1852
Clerk	Morrah, A.	28th Nov., 1853	Ditto	550	0	0	28th Nov., 1853
Ditto	Forbes, T. J.	4th Mar., 1852	Ditto	450	0	0	4th Mar., 1852
Ditto	Fletcher, C. H.	11th Oct., 1852	Ditto	400	0	0	11th Oct., 1852
Ditto	Jackson, R. H.	27th Nov., 1852	Ditto	400	0	0	27th Nov., 1852
Ditto	Vance, W. J.	25th July, 1853	Ditto	400	0	0	25th July, 1853
Ditto	Christie, J.	1st Aug., 1853	Ditto	400	0	0	1st Aug., 1853
Ditto	Wimble, A.	25th July, 1853	Ditto	375	0	0	25th July, 1853
Ditto	Bagley, J. C.	1st April, 1853	Ditto	375	0	0	1st April, 1853
Ditto	Lowe, R.	12th Nov., 1853	Ditto	375	0	0	12th Nov., 1853
Ditto	Lewis, J. L.	19th June, 1854	Governor in Council	375	0	0	
Ditto	Johnson, F.	18th June, 1852	The Lieut.-Governor	350	0	0	18th June, 1852
Ditto	Drummond, J. B.	3rd Sept., 1853	Governor in Council	300	0	0	3rd Sept., 1853
Ditto	Netherwood, C.	1st Jan., 1857	Ditto	200	0	0	1st Jan., 1857
Ditto	Martin, D.	1st Jan., 1859	Ditto	200	0	0	1st Jan., 1859

CIVIL ESTABLISHMENT—continued.

Office.	Name.	Date of Appointment.	By whom Appointed, and under what Instrument.	Annual Salary.	Date of First Appointment under the Colonial Government.
				£ s. d.	

SURVEYOR-GENERAL'S OFFICE—continued.

Clerk ...	Evershed, W. ...	21st Oct., 1858	Governor-in Council	200 0 0	21st Oct., 1858
Ditto ...	Power, Thos. ...	1st Nov., 1859	Ditto ...	200 0 0	1st Nov., 1859
Ditto ...	O'Ferrall, H. J. ...	15th April, 1858	Ditto ...	140 0 0	15th April, 1858
Ditto ...	Jones, W. C. ...	1st Jan., 1860	Ditto ...	140 0 0	6th Feb., 1854
Ditto ...	Daly, R. H. ...	1st Jan., 1859	Ditto ...	100 0 0	1st Jan., 1859
Temporary Clerk	Cairns, E. M.	200 0 0	...
Ditto ...	Pettifer, C. A.	200 0 0	...
Crown Lands Bailiff	Bickford, A. M. ...	1st Nov., 1857	The Lieut.-Governor	275 0 0	1st Nov., 1857
Plan Mounter ...	Parry, C. ...	17th Mar., 1854	Ditto ...	250 0 0	17th Mar., 1854
Inspector of Fisheries	Putwaine, C. ...	16th Feb., 1860	Governor in Council	250 0 0	16th Feb., 1860

ASSISTANT COMMISSIONER AND SECRETARY FOR CROWN LANDS AND SURVEY.

Gardener and Gatekeeper	Governor in Council	150 0 0	...
Ditto ditto (3)	Ditto each	100 0 0	...
Keeper of Survey Paddock	Ditto ...	100 0 0	...
Messenger ...	Bloxam, W. ...	1st Mar., 1856	Ditto ...	8s. per diem	1st Mar., 1856
Ditto ...	Wren, D. ...	1st Jan., 1857	Ditto ...	8s. "	1st Jan., 1857
Ditto ...	Monahan, P. ...	1st Jan., 1857	Ditto ...	8s. "	1st Jan., 1857
Ditto ...	Woodman, A. ...	6th Jan., 1861	...	8s. "	6th Jan., 1861
Housekeeper ...	Bloxam, M. ...	1st Mar., 1856	...	50 0 0	1st Mar., 1856

MARINE SURVEY MOIETY.

Marine Surveyor	Cox, H. L. ...	1st Jan., 1861	...	200 0 0	1st Jan., 1861
Master ...	Bouchier, T. ...	1st Jan., 1861	...	150 0 0	1st Jan., 1861
Assistant ...	Boulton, J. G. ...	1st Jan., 1861	...	3s.6d. per diem	1st Jan., 1861
Draftsman ...	McHugh, P. ...	1st Jan., 1861	...	3s.6d. "	1st Jan., 1861
Writer ...	Crispo, L. S. ...	1st Jan., 1861	...	3s.6d. "	1st Jan., 1861
Pilot ...	Bain, W. ...	1st Jan., 1861	...	15s. "	1st Jan., 1861
Coxswain ...	Noryali, J. ...	1st Jan., 1861	...	10s. "	1st Jan., 1861

GEOLOGICAL SURVEY.

Head of Department ...	Selwyn, Alfred R. C. ...	2nd July, 1852	H.M. Queen Victoria, by letters patent	800 0 0	2nd July, 1852
Field Geologist ...	Daintree, Richard ...	1st Jan., 1859	Surveyor-General	450 0 0	1st Feb., 1854
Ditto ...	Aplin, C. D'Oly H. ...	1st Mar., 1856	By letter ...	500 0 0	...
Ditto ...	Taylor, Norman ...	12th Mar., 1856	Ditto ...	450 0 0	...
Ditto ...	Ulrich, George ...	1st Sept., 1857	Ditto ...	450 0 0	27th July, 1856
Assistant ditto ...	Wilkinson, C. S. ...	1st Feb., 1861	Minister of Mines, ditto	125 0 0	...
Palæontologist ...	McCoy, Fredk. ...	1st May, 1856	Surveyor-General, ditto	300 0 0	...
Chief Clerk and Draftsman	Pittman, Joseph ...	1st Aug., 1856	Ditto ditto	375 0 0	...
Assistant ditto ditto	Wilkinson, John ...	20th July, 1857	Ditto ditto	275 0 0	5th March, 1855

PUBLIC WORKS.

Commissioner of Public Works	Johnston, Jas. Stewart ...	27th Nov., 1860	The Governor ...	1,625 0 0	27th Nov., 1860
Ditto ...	Grant, Jas. Macpherson ...	21st Feb., 1861	Ditto ...	1,625 0 0	21st Feb., 1861
Ditto ...	Johnston, Jas. Stewart ...	15th Nov., 1861	Ditto ...	2,000 0 0 from 30th Dec., 1861	...
Inspector-General of Public Works and Chief Architect	Wardell, Wm. Wilkinson	1st Jan., 1861	Ditto ...	1,500 0 0	24th Feb., 1859
District Clerk of Works and Draftsman	Maplestone, Charles* ...	1st Jan., 1861	Ditto ...	1,200 0 0	27th June, 1853
Ditto ...	Kaweran, Frederick* ...	1st Jan., 1861	Ditto ...	500 0 0	23rd May, 1856
Ditto ...	Snow, Alfred T.* ...	1st Jan., 1861	Ditto ...	450 0 0	12th Feb., 1856
Ditto ...	Steel, W. H.* ...	1st Jan., 1861	Ditto ...	450 0 0	1st Aug., 1857
Ditto ...	Eaton, T. A.* ...	1st Jan., 1861	Ditto ...	450 0 0	November, 1852
Ditto ...	Williams, H. A.* ...	1st Jan., 1861	Ditto ...	400 0 0	29th July, 1857
Ditto ...	Barrett, Charles* ...	1st Jan., 1861	Ditto ...	400 0 0	10th Mar., 1856
Draftsman ...	Merrett, Samuel H. ...	1st June, 1856	Ditto ...	500 0 0	5th Feb., 1856

* These officers were transferred from "Temporary Assistance" on the 1st January, 1861.

CIVIL ESTABLISHMENT—continued.

Office.	Name.	Date of Appointment.	By whom Appointed, and under what Instrument.	Annual Salary.	Date of First Appointment under the Colonial Government.
				£ s. d.	
PUBLIC WORKS—continued.					
Draftsman ...	Clark, John J. ...	26th April, 1852	The Governor ...	450 0 0	26th April, 1852
Ditto ...	Davidson, Willm. E. ¹ ...	1st Sept., 1856	Ditto ...	450 0 0	1st Jan., 1850
Ditto ...	Johnson, Arthur E. ...	22nd Aug., 1860	Ditto ...	450 0 0	26th Mar., 1859
Ditto ...	White, Samuel* ...	1st Jan., 1861	Ditto ...	450 0 0	31st July, 1857
Ditto ...	Moseley, Henry* ...	1st Jan., 1861	Ditto ...	325 0 0	16th Nov., 1857
Accountant, Chief Clerk, and Secretary	Galt, Alexr. ...	1st Jan., 1861	Ditto ...	600 0 0	18th Feb., 1853
Clerk ...	Lulman, Augustus ...	27th Nov., 1852	Ditto ...	400 0 0	27th Nov., 1852
Ditto ...	Stokes, William ...	31st Jan., 1853	Ditto ...	400 0 0	31st Jan., 1853
Ditto ...	Jamieson, Robert ...	1st Jan., 1857	Ditto ...	375 0 0	1st April, 1853
Ditto ...	Brotherton, Henry ...	1st Dec., 1853	Ditto ...	350 0 0	1st Dec., 1853
Ditto ...	Brown, Edward R. ...	1st Jan., 1854	Ditto ...	350 0 0	1st Jan., 1854
Ditto ...	Scurry, Frederic ...	1st Jan., 1857	Ditto ...	250 0 0	15th May, 1853
Ditto ...	Furlong, George H. ² ...	6th April, 1853	Ditto ...	250 0 0	6th April, 1853
Messenger and House-keeper, &c.	150 0 0	
Assistant Messenger	Ditto ...	75 0 0	
TEMPORARY ASSISTANCE.					
Draftsman ...	Dowden, Richard A. ...	12th April, 1858	Ditto ...	350 0 0	12th April, 1858
Ditto ...	Vickers, Charles ...	21st May, 1856	Ditto ...	350 0 0	21st May, 1856
Ditto ...	Joachimi, Gustav. ...	14th Sept., 1857	Ditto ...	300 0 0	14th Sept., 1857
Ditto ...	Kelly, R. S. ³ ...	1st April, 1856	Ditto ...	300 0 0	August, 1855
Clerk ...	Paton, John ...	1st July, 1859	Ditto ...	250 0 0	30th June, 1856
Junior Clerk ...	Sims, G. W. ...	1st Jan., 1858	Ditto ...	120 0 0	1st April, 1856
Superintendent of Dredging Operations	Birnie, George ...	21st July, 1859	Ditto ...	500 0 0	1st April 1856

¹ Reduced, with compensation, 31st December, 1861.
² Reduced, with compensation, 31st December, 1861.

³ Reduced 31st December, 1861.

* These officers were transferred from "Temporary Assistance" on the 1st January, 1861.

SEWERS AND WATER SUPPLY.

Secretary ...	Nash, Richard ...	1st Jan., 1861	Governor in Council	See Secretary of Railways	1st Oct., 1852
Engineer ...	Jackson, Matthew B. ...	17th June, 1853	Sewerage and Water Commission	600 0 0	17th June, 1853
Accountant ...	Donkin, Ralph ...	26th Jan., 1861	Governor in Council	600 0 0	11th Nov., 1858
	Campbell, Charles C. ...	9th Dec., 1854	Sewerage and Water Commission	400 0 0	9th Dec., 1854
Valuator ...	Le Cren, Charles ...	1st May, 1861	Governor in Council	400 0 0	28th June, 1858
	Stephens, Fred. ...	23rd Mar., 1857	Sewerage and Water Commission	350 0 0	23rd March, 1857
Cashier ...	Lanktree, Henry ...	30th May, 1856	Ditto ...	300 0 0	30th May, 1856
Clerk ...	Force, Fred. B. ...	12th Oct., 1858	Ditto ...	250 0 0	12th Oct., 1858
Ditto ...	Barrett, Richard ¹ ...	28th July, 1858	Ditto ...	250 0 0	28th July, 1858
Ditto ...	Dennys, Augustus F. ...	1st May, 1861	Governor in Council	250 0 0	19th Nov., 1860
	Gilles, Benjamin E. ...	1st March, 1859	Sewerage and Water Commission	250 0 0	7th Sept., 1852
Ditto ...	Wemyss, James W. ...	13th June, 1859	Ditto ...	250 0 0	1st June, 1853
Ditto ...	Le Cren, Charles ² ...	28th June, 1858	Ditto ...	250 0 0	28th June, 1858
Ditto ...	Campbell, Charles C. ...	1st May, 1861	Governor in Council	250 0 0	9th Dec., 1854
	Loxton, George ...	1st July, 1861	Vice - President of Board of Land and Works	250 0 0	1st July, 1861
Ditto ...	Brown, George ...	12th July, 1861	Ditto ...	100 0 0	12th July, 1861
Ditto ...	Cavenagh, Edward ...	23rd Sept., 1861	Ditto ...	80 0 0	23rd Sept., 1861
Storekeeper ³ ...	Matthews, Richard ...	1st March, 1854	Sewerage and Water Commission	250 0 0	1st March, 1854
Chief Turncock ...	Bannon, Sylvester ...	1st Jan., 1856	Ditto ...	300 0 0	1st Jan., 1856
Resident Inspector at Yan Yean	Bell, William ...	1st Sept., 1854	Ditto ...	300 0 0	1st Sept., 1854
Inspector of Pipe-laying ...	Sanderson, Isaac ...	1st March, 1854	Ditto ...	250 0 0	1st March, 1854
	Donkin, Ralph ⁴ ...	11th Nov., 1858	Ditto ...	300 0 0	11th Nov., 1858
Inspector of Fire-cocks ...	Rourke, John ⁵ ...	7th Jan., 1858	Ditto ...	250 0 0	7th Jan., 1858
Inspector on Main Pipe track	Mitchell, John ...	1st April, 1859	Ditto ...	250 0 0	1st April, 1859

¹ Dismissed 1st March, 1861.

² Promoted to office of Accountant 1st May, 1861, vice C. C. Campbell, superseded.

³ Office abolished 30th June, 1861.

⁴ Appointed Engineer 26th January, 1861.

⁵ Services dispensed with. Office abolished 30th June, 1861.

CIVIL ESTABLISHMENT—continued.

Office.	Name.	Date of Appointment.	By whom Appointed, and under what Instrument.	Annual Salary.	Date of First Appointment under the Colonial Government.
				£ s. d.	
SEWERS AND WATER SUPPLY—continued.					
Rate Collector	D'Arcy, De Burgh	1st Jan., 1859	Sewerage and Water Commission	2½ per cent. on rates collected	29th Jan., 1856
Ditto	McHarg, A.	1st Jan., 1859	Ditto	Ditto	2nd March, 1855
Ditto	Eckersall, William	1st Feb., 1861	Vice - President of Board of Land and Works	Ditto	1st Feb., 1861
Ditto	Elliott, Joseph	10th Feb., 1857	Sewerage and Water Commission	Ditto	10th Feb., 1861
	succeeded by Brocklebank, Thomas	1st Aug., 1861	Vice - President of Board of Land and Works	Ditto	23rd May, 1861
Rate Collector for Lanes and Alleys	White, Richard C.	1st July, 1861	Ditto	5 per cent. on rates collected	19th June, 1858
Stand-pipe Keeper	Hardie, George*	2nd March, 1855	Sewerage and Water Commission	150 0 0	2nd March, 1855
Ditto	Saddler, James*	1st Feb., 1858	Ditto	150 0 0	1st Jan., 1855
Ditto	White, Richard C.*	19th June, 1858	Ditto	150 0 0	19th June, 1858
Ditto	Newenham, H. H.*	1st Oct., 1856	Ditto	150 0 0	1st Oct., 1856
Ditto	McClure, S.*	1st Jan., 1859	Ditto	150 0 0	18th Oct., 1858
Ditto	Connorton, James*	3rd March, 1859	Ditto	12s. per diem	3rd March, 1859
Ditto	Neal, William*	8th Jan., 1858	Ditto	12s. "	8th Jan., 1858
Ditto	Carlyle, Thomas*	7th Jan., 1858	Ditto	15s. "	16th Jan., 1856
Assistant Turncock	Carlyle, Thomas	1st July, 1861	Vice - President of Board of Land and Works	12s. "	16th Jan., 1856
Ditto	Bugden, William	1st Aug., 1861	Ditto	10s. "	1st Aug., 1861
<small>1 Dismissed 12th August, 1861. * Services dispensed with 1st April, 1861, the stand-pipes being all let by tender.</small>					
COMMISSIONER OF MINES.					
Commissioner of Mines	Hunmfray, John B.	26th Nov., 1860	The Governor	1,300 0 0	26th Nov., 1860
Secretary for Mines	Smyth, R. Brough	27th Dec., 1860	Governor in Council	750 0 0	7th Nov., 1853
Chief Clerk	Francis, Richard	10th Feb., 1853	Ditto	450 0 0	10th Feb., 1853
Clerk	Denbigh, John S.	13th Apr., 1852	Ditto	350 0 0	15th Apr., 1852
Ditto	Beasley, Charles ²	1st Jan., 1858	Ditto	250 0 0	11th Oct., 1853
	succeeded by Hicksh, Robert	1st Feb., 1861	Ditto	250 0 0	
Ditto, temporary	Hickey, Thomas G. A.	22nd Nov., 1860		156 0 0 to 31st October 208 0 0 to 1st November	22nd Nov., 1860
Ditto, ditto	Williams, John W. H.	1st Aug., 1861		200 0 0	1st Aug., 1861
Ditto, ditto	Watkins, Charles W.	10th June, 1861		5s. per diem	10th June, 1861
Messenger	Egan, John ³	1st Feb., 1861	Ditto	52 0 0	
	succeeded by Woodman, William C.	1st Aug., 1861	Ditto	52 0 0	
	succeeded by Madden, John	11th Sept., 1861	Ditto	52 0 0	
GOLD FIELDS.					
Warden	Bull, John E. N.	1st July, 1855	Governor in Council	Paid as Police Magistrate	9th Oct., 1852
Ditto	Sherard, Charles W.	1st July, 1855	Ditto	Ditto	27th Oct., 1852
Ditto	Mollison, Crawford	1st July, 1855	Ditto	Ditto	7th June, 1853
Ditto	Templeton, William	1st July, 1855	Ditto	Ditto	11th Nov., 1851
Ditto	Hamilton, J. P.	1st July, 1855	Ditto	Ditto	1st Jan., 1854
Ditto	Shuter, Charles	1st July, 1855	Ditto	Ditto	13th Jan., 1853
Ditto	Daly, James	1st July, 1855	Ditto	Ditto	1st Nov., 1853
Ditto	Taylor, James G.	1st Sept., 1855	Ditto	Ditto	6th Oct., 1854
Ditto	Willoby, William	1st July, 1855	Ditto	Ditto	3rd Nov., 1852
Ditto	Crespigny, Phillip C.	1st July, 1855	Ditto	Ditto	18th Nov., 1852
Ditto	Morphy, John S. ⁵	1st July, 1855	Ditto	Ditto	5th Nov., 1852
Ditto	Heron, Thos. D. S.	1st July, 1855	Ditto	Ditto	7th June, 1850
Ditto	Murray, Virginius	1st July, 1855	Ditto	Ditto	13th Jan., 1853
Ditto	Smith, Alexr. J. ⁶	1st July, 1855	Ditto	Ditto	2nd March, 1853
Ditto	Mackenzie, Robt. C.	1st July, 1855	Ditto	Ditto	22nd April, 1853
Ditto	Gaunt, Wm. H.	1st Jan., 1856	Ditto	Ditto	6th July, 1853
Ditto	Clow, James M.	1st Jan., 1856	Ditto	Ditto	16th Feb., 1852
Ditto	Barnard, Edwd. T.	3rd Jan., 1856	Ditto	Ditto	25th April, 1853
Ditto	Cogdon, John	20th Jan., 1856	Ditto	Ditto	1st June, 1852
<small>1 Resigned 14th November. 2 Resigned 31st January. 3 Resigned 31st July. 4 Resigned 10th September. 5 Died July. 6 Resigned 31st March.</small>					

CIVIL ESTABLISHMENT—continued.

Office.	Name.	Date of Appointment.	By whom Appointed, and under what Instrument.	Annual Salary.	Date of First Appointment under the Colonial Government.
				£ s. d.	
COMMISSIONER OF MINES—continued.					
GOLD FIELDS.					
Warden	Dowling, Chas. C.	21st Jan., 1856	Governor in Council	Paid as Police Magistrate	15th April, 1853
Ditto	Smith, Bernhard	1st April, 1856	Ditto	Ditto	17th May, 1854
Ditto	Lane, Henry B.	10th, July, 1856	Ditto	Ditto	August, 1852
Ditto	Lowther, George M.	13th Aug., 1856	Ditto	Ditto	3rd Dec., 1852
Ditto	Drummond, Wm. H.	4th Jan., 1858	Ditto	Ditto	June, 1854
Ditto	Wills, Alfred C.	8th Feb., 1858	Ditto	Ditto	8th Feb., 1858
Ditto	Webster, Graham	4th Jan., 1858	Ditto	Ditto	4th Feb., 1854
Ditto	Carr, Charles W.	8th June, 1858	Ditto	Ditto	7th Dec., 1854
Ditto	McCrae, Andrew M.	21st Oct., 1858	Ditto	Ditto	October, 1840
Ditto	Anderson, Musgrove W.	28th Feb., 1859	Ditto	Ditto	
Ditto	Wilmot, C. E.	28th Apr., 1859	Ditto	Ditto	28th April, 1859
Ditto	Horne, Robt. W.	14th June, 1859	Ditto	Ditto	
Ditto	Pohlman, F. R.	1st Aug., 1859	Ditto	Ditto	1st August, 1859
Ditto	Alley, James H.	16th Sept., 1859	Ditto	Ditto	16th Sept., 1859
Ditto	Call, Fredk.	9th Jan., 1860	Ditto	Ditto	15th June, 1854
Ditto	Puckle, Fredk. H.	20th Dec., 1860	Ditto	Ditto	December, 1852
Ditto	Carey, J. L. M.	11th Feb., 1861	Ditto	Ditto	24th Oct., 1853
Ditto	Tyers, C. J.	11th Feb., 1861	Ditto	Ditto	July, 1839
Ditto	Orme, Fredk. K.	13th May, 1861	Ditto	Ditto	March, 1854
Ditto	Piper, William	5th Aug., 1861	Ditto	Ditto	October, 1849
Ditto	Smith, P. H.	15th July, 1861	Ditto	Paid by Police Department	28th Feb., 1853
Ditto	Harrison, George	9th Sept., 1861	Ditto	Paid as Police Magistrate	
Ditto	Strutt, C. E.	19th Sept., 1861	Ditto	Ditto	7th June, 1852
Clerk to Warden	Skene, Hy.	1st July, 1855	Ditto	375 0 0	6th Sept., 1852
Ditto	Huyghue, Saml. D. S.	19th Oct., 1855	Ditto	375 0 0	27th April, 1853
Ditto	Tyrer, Jas. H.	1st Jan., 1856	Ditto	300 0 0	1st March, 1853
Ditto	Butler, Walter	1st April, 1856	Ditto	375 0 0	1st July, 1854
Ditto	Graham, Arthur	7th June, 1856	Ditto	275 0 0	8th Nov., 1852
Ditto	Homan, Brinsley S.	1st Oct., 1857	Ditto	350 0 0	2nd Jan., 1855
Ditto	Bates, Richd. W.	1st Jan., 1856	Ditto	375 0 0	20th Jan., 1854
Ditto	Kerr, Julius F. F.	1st Jan., 1856	Ditto	300 0 0	4th June, 1852
Ditto	Wollaston, Wm. E.	22nd Aug., 1856	Ditto	275 0 0	26th March, 1853
Ditto	Brown, Saml. U.	15th Dec., 1855	Ditto	275 0 0	15th Aug., 1853
Ditto	Harrington, Chas.	21st Oct., 1855	Ditto	275 0 0	1st August, 1853
Ditto	Christian, Wm. S.	2nd Oct., 1855	Ditto	275 0 0	28th June, 1853
Ditto	Ryan, Thos. J.	28th Sept., 1859	Ditto	275 0 0	28th Sept., 1859
Ditto	Clarke, Geo.	1st July, 1861	Ditto	250 0 0	
Ditto	Silvester, Hy. W.	5th July, 1861	Ditto	250 0 0	
Ditto	Rich, John *	1st July, 1861	Ditto	50 0 0	11th Aug., 1858
Ditto	Monckton, F. O. *	...	Ditto	50 0 0	18th June, 1858
MINING BOARDS.					
Mining Boards (6 of ten members each)	Elected annually under Act of Council, 21 Vic., No 32	500 0 0 for each board	
Mining Surveyors (31)	Governor in Council	4,690 0 0	
Clerk to Mining Board	Harrington, Chas.	March, 1858	Ditto	100 0 0	1st August, 1853
Ditto	Wollaston, Wm. E.	March, 1858	Ditto	25s. per sitting	26th March, 1853
Ditto	Wood, Harrie	15th Apr., 1858	Ditto	200 0 0	15th April, 1858
Ditto	Land, D. J.	7th Oct., 1859	Ditto	100 0 0	
Ditto	Bregazzi, Thos.	August, 1860	Ditto	42s. per sitting	
Mining Registrar	Healey, Josh. A.	12th Nov., 1861	Ditto	42s. per sitting	
	Wood, Harrie	1st Oct., 1861	Ditto	100 0 0	15th April, 1858
* These gentlemen are Clerks of Petty Sessions and receive the amounts set opposite their names for performing duties as Clerks to Wardens.					
NOTE.—Wardens—The whole of these officers perform the duties of Chinese Protectors without additional pay.—Clerks to Wardens, when required, perform the duties of Powder Magazine Keepers without additional pay.					
BOARD OF SCIENCE.					
Secretary	Smyth, R. Brough	1st Jan., 1858	Governor in Council	Paid as Sec. for Mines	7th Nov., 1853
Members	McCoy, Frederick	15th Feb., 1858	Governor by Commission	Nil	
	Selwyn, Alfred R. C.	15th Feb., 1858	Ditto	Nil	
	Mueller, Fredk.	15th Feb., 1858	Ditto	Nil	
	Skilling, Thos.	15th Feb., 1858	Ditto	Nil	
	Higinbotham, T.	15th Feb., 1858	Ditto	Nil	
	Hodgkinson, C.	15th Feb., 1858	Ditto	Nil	
	Ligar, C. W.	15th Feb., 1858	Ditto	Nil	
	Brodie, George	15th Feb., 1858	Ditto	Nil	
	Humffray, John B.	15th Feb., 1858	Ditto	Nil	
	Darbyshire, Geo. C.	15th Feb., 1858	Ditto	Nil	

CIVIL ESTABLISHMENT—continued.

Office.	Name.	Date of Appointment.	By whom Appointed, and under what Instrument.	Annual Salary.	Date of First Appointment under the Colonial Government.
				£ s. d.	
TRADE AND CUSTOMS.					
Commissioner of Trade and Customs	Anderson, Robert Stirling	27th Nov., 1860	The Governor	1,300 0 0	27th Nov., 1860
	succeeded by Brodie, George	20th Feb., 1861	Ditto	1,300 0 0	20th Feb., 1861
	succeeded by Loader, Thomas	4th March, 1861	Ditto	1,300 0 0	4th March, 1861
	succeeded by Sullivan, James Forrester	11th June, 1861	Ditto	1,300 0 0	11th June, 1861
	succeeded by Anderson, Robert Stirling	15th Nov., 1861	Ditto	1,500 0 0	27th Nov., 1860
COMMISSIONER'S OFFICE.					
Secretary and Immigration Agent	Tyler, John Chatfield	1st Jan., 1861	Governor in Council	800 0 0	1st July, 1853
Comptroller of Accounts and Inspector of Outposts	Spain, Henry White	1st March, 1857	Ditto	650 0 0	1st Feb., 1852
Assistant Registrar of Shipping	Dunn, Robert Crosbie	1st Jan., 1855	Ditto	500 0 0	22nd July, 1848
Shipping Master	Shillinglaw, John Joseph	17th Feb., 1856	Ditto	450 0 0	23rd Nov., 1852
Clerk	Greville, Chalmer	10th April, 1854	Ditto	450 0 0	14th March, 1853
Ditto	Leplastrier, Henry John	29th Jan., 1856	Ditto	350 0 0	7th March, 1852
Ditto	Jones, Frank James	1st Jan., 1856	Ditto	325 0 0	1st May, 1854
Ditto	Trapp, Henry Simmons	1st Feb., 1856	Ditto	300 0 0	1st Jan., 1853
Ditto	Morgan, Owen	1st April, 1859	Ditto	275 0 0	1st April, 1859
Ditto	Delany, William Henry	1st April, 1859	Ditto	250 0 0	20th Sept., 1853
Ditto	Farquharson, Arthur Cole	17th Dec., 1858	Ditto	225 0 0	17th Dec., 1858
Ditto	Pyle, Alexander	1st April, 1859	Ditto	200 0 0	1st April, 1859
Ditto	Terry, George	1st May, 1860	Ditto	200 0 0	1st April, 1859
Ditto	Wardell, Edward	1st Jan., 1860	Ditto	200 0 0	6th Sept., 1858
Messengers (2)				8s. per diem	
Messenger				19s. per week	
PORT OF MELBOURNE.					
Collector	Dryburgh, Thomas	1st Feb., 1856	Governor in Council	900 0 0	9th June, 1837
Warehouse Keeper	Baeyertz, Charles	1st Feb., 1856	Ditto	550 0 0	28th June, 1850
Senior Clerk	Munro, Donald	1st Feb., 1856	Ditto	550 0 0	8th Oct., 1849
Clerk and Receiver	Howden, Francis Welsh	1st Jan., 1858	Ditto	550 0 0	1st Jan., 1853
Clerk	Sutherland, Duncan	12th April, 1852	Ditto	500 0 0	12th April, 1852
Ditto	Stephen, Elmslie	1st Jan., 1854	Ditto	375 0 0	1st Jan., 1854
Ditto	Hammond, Henry Thomas	29th July, 1854	Ditto	375 0 0	29th July, 1854
Ditto	Down, Octavius	1st Jan., 1854	Ditto	375 0 0	1st Jan., 1854
Ditto	Downing, Samuel	1st Jan., 1854	Ditto	350 0 0	1st Jan., 1854
Ditto	Gunning, Charles Edward	1st Jan., 1854	Ditto	350 0 0	1st Jan., 1854
Ditto	Grigg, Robert Nicholas	1st May, 1854	Ditto	300 0 0	1st May, 1854
Ditto	Oxenbould, Frederick Wm.	13th Nov., 1854	Ditto	300 0 0	1st Jan., 1854
Ditto	Seath, George	24th June, 1860	Ditto	275 0 0	10th March, 1852
Ditto	McAlpin, Alexander	13th Nov., 1854	Ditto	275 0 0	1st May, 1854
Ditto	Fraser, Simon Lovatt	7th April, 1856	Ditto	250 0 0	1st Jan., 1854
Ditto	Ellis, George	1st Jan., 1858	Ditto	250 0 0	6th June, 1853
Ditto	Bruce, Henry Alexander	1st Jan., 1860	Ditto	250 0 0	1st Jan., 1854
Acting Clerk	Black, Edward	7th July, 1860	Ditto	200 0 0	5th Feb., 1853
Ditto	Broad, Charles	15th April, 1861	Ditto	200 0 0	1st Nov., 1852
Ditto	Harrison, Henry Colden Antill	26th Aug., 1861	Ditto	200 0 0	
Ditto	Ditto	1st Oct., 1861	Ditto	250 0 0	2nd June, 1853
Clerk	Ditto	11th Nov., 1861	Ditto	250 0 0	
Ditto	Hickling, Frederick James	1st Oct., 1861	Ditto	200 0 0	13th May, 1859
Ditto	Page, John	1st April, 1859	Ditto	150 0 0	1st April, 1859
Ditto	Davis, William	19th Sept., 1859	Ditto	175 0 0	19th Sept., 1859
Queen's Warehouse Keeper and Locker			Ditto	8s. per diem	
Messenger			Ditto	75 0 0	
Ditto			Ditto	50 0 0	

¹ Appointed Clerk Colonial Secretary's Office 20th September, 1853; appointed clerk Immigration Office 1st June, 1855; reduced 31st December, 1858; re-appointed Clerk Shipping Office 1st April, 1859.

² Reduced from Immigration Department 31st December, 1858; re-appointed acting clerk 1st March, 1859; dismissed 4th September, 1861.

³ Absent on leave for twelve months without salary; not returned to duty and superseded 1st October, 1861.

⁴ Promoted 1st October, 1861.

⁵ Superseded 21st July, 1855; re-appointed, Immigration Department, 16th September, 1856; transferred to Harbor Department, 14th December, 1857; transferred from Harbor Department, 1st January, 1860.

⁶ Superseded from Immigration Department, 30th June, 1860; re-appointed acting clerk, 7th July, 1860; transferred to Immigration Department, 15th April, 1861.

⁷ Superseded from Immigration Department, 31st December, 1860; appointed acting clerk, 15th April, 1861; transferred to Williamstown as tide surveyor, 26th August, 1861.

⁸ Promoted from tide waiter, Williamstown, to acting clerk, 26th August, 1861; promoted to £250, 1st October, 1861; and appointed clerk, 11th November, 1861, vice Alexander McAlpin, not returned to duty.

⁹ Promoted from tide waiter, Williamstown, 1st October, 1861.

CIVIL ESTABLISHMENT—continued.

Office.	Name.	Date of Appointment.	By whom Appointed, and under what Instrument.	Annual Salary.	Date of First Appointment under the Colonial Government.
				£ s. d.	
TRADE AND CUSTOMS—continued.					
PORT OF MELBOURNE—continued.					
Extra Clerk ...	East, Alfred William ...	27th April, 1859	Governor in Council	£5 per week	27th April, 1859
Ditto ...	Stoney, James Butler ...	25th Jan., 1860	Ditto ...	£2 ..	25th Jan., 1860
Ditto ...	Johnston, John Charles ...	1st May, 1860	Ditto ...	£2 ..	1st May, 1860
Ditto ...	Stephen, Harold ¹ ...	1st Nov., 1860	Ditto ...	100 0 0	1st Nov., 1860
Senior Landing Surveyor	Down, Richard ...	1st Jan., 1856	Ditto ...	700 0 0	21st July, 1853
Junior Landing Surveyor	Guthrie, Hugh Miller ...	1st Feb., 1856	Ditto ...	600 0 0	11th Aug., 1848
Landing Waiter	Farquhar, David Rickard ...	10th Nov., 1846	Ditto ...	525 0 0	12th March, 1845
Ditto ...	Gossett, Daniel Wright ...	16th Sept., 1852	Ditto ...	500 0 0	6th Jan., 1852
Ditto ...	Sprent, John Swanson ...	1st Jan., 1853	Ditto ...	500 0 0	1st Jan., 1853
Ditto ...	McPherson, Frederick Adol.	1st Feb., 1853	Ditto ...	500 0 0	1st Feb., 1853
Ditto ...	Alexander, Thomas Barry	1st March, 1857	Ditto ...	425 0 0	10th Sept., 1847
Ditto ...	Anderson, John James ...	1st July, 1853	Ditto ...	375 0 0	16th May, 1853
Ditto ...	Wilson, John Lepper ...	19th Jan., 1854	Ditto ...	375 0 0	1st Jan., 1854
Ditto ...	Shaw, Joseph ...	27th April, 1854	Ditto ...	375 0 0	27th April, 1854
Ditto ...	Cumberland, Peregrine Bertie	24th Aug., 1853	Ditto ...	375 0 0	24th Aug., 1853
Ditto ...	Gedge, William Edward ...	1st Feb., 1856	Ditto ...	375 0 0	16th Jan., 1854
Ditto ...	Wright, Walter ...	1st Feb., 1856	Ditto ...	350 0 0	1st Feb., 1854
Ditto ...	Williams, John Robert ...	1st Sept., 1859	Ditto ...	350 0 0	13th Feb., 1854
Ditto ...	McKenzie, Hugh Mackay ...	1st April, 1858	Ditto ...	300 0 0	1st Jan., 1853
Ditto ...	Thomas, William Jackson ²	11th April, 1859	Ditto ...	300 0 0	8th Dec., 1847
Ditto ...	Stamp, Edward Shelton ³ ...	1st Aug., 1861	Ditto ...	300 0 0	26th April, 1852
Locker	Hobbs, James ...	1st Feb., 1856	Ditto ...	300 0 0	1st Feb., 1854
Ditto ...	Gilfillan, John Alexander	1st Jan., 1855	Ditto ...	300 0 0	17th May, 1852
Ditto ...	Sparrow, William Chambers	18th April, 1845	Ditto ...	300 0 0	10th Oct., 1841
Ditto ...	Mortimer, John Thomas ...	22nd March, 1852	Ditto ...	285 0 0	1st Jan., 1852
Ditto ...	Gair, James ...	1st Aug., 1845	Ditto ...	285 0 0	19th March, 1853
Ditto ...	Richardson, Andrew ⁴ ...	1st Jan., 1854	Ditto ...	285 0 0	1st Aug., 1852
Ditto ...	Richardson, Andrew ...	1st Jan., 1854	Ditto ...	270 0 0	
Ditto ...	Willis, Frederick ⁵ ...	1st Aug., 1853	Ditto ...	285 0 0	10th Nov., 1852
Ditto ...	Willis, Frederick ...	1st Aug., 1853	Ditto ...	270 0 0	
Ditto ...	Bone, Adam ...	1st Aug., 1853	Ditto ...	270 0 0	1st Aug., 1853
Ditto ...	Smith, John ...	1st Aug., 1855	Ditto ...	270 0 0	15th Jan., 1853
Ditto ...	Judd, Thomas ...	2nd April, 1856	Ditto ...	250 0 0	19th May, 1852
Ditto ...	Davies, Edward ...	1st Sept., 1853	Ditto ...	250 0 0	1st Sept., 1853
Ditto ...	Powell, Caleb ...	1st May, 1854	Ditto ...	250 0 0	1st Jan., 1853
Ditto ...	Letheby, Joshua ⁶ ...	1st May, 1854	Ditto ...	225 0 0	1st July, 1853
Ditto ...	Baldwin, William ...	1st March, 1858	Ditto ...	225 0 0	9th Aug., 1852
Ditto ...	Dewar, Archibald Stewart	1st July, 1858	Ditto ...	225 0 0	1st July, 1853
Ditto ...	Summers, Robert ...	1st July, 1858	Ditto ...	225 0 0	1st Jan., 1855
Ditto ...	Daniell, John ⁷ ...	28th Jan., 1861	Ditto ...	225 0 0	15th Aug., 1853
Extra Locker	McHugh, John ...	26th July, 1860	Ditto ...	250 0 0	1st July, 1853
Ditto ...	McNee, John ...	18th April, 1861	Ditto ...	225 0 0	1st June, 1853
Ditto ...	Saddler, Joseph ...	23rd May, 1861	Ditto ...	225 0 0	7th April, 1854
Ditto ...	Knevitt, Marris Thomas ...	1st Dec., 1861	Ditto ...	225 0 0	1st June, 1858
Watchman and Acting Locker	McLeod, Alexander ...	14th July, 1860	Ditto ...	160 0 0	1st May, 1859
Ditto ...	McLean, Donald ...	25th Aug., 1860	Ditto ...	160 0 0	25th Aug., 1860
Weigher	Davies, James ...	6th Jan., 1852	Ditto ...	200 0 0	6th Jan., 1852
Ditto ...	Brain, Ebenezer Frederick	5th Oct., 1852	Ditto ...	200 0 0	5th Oct., 1852
Ditto ...	Emery, William ...	10th Nov., 1852	Ditto ...	200 0 0	10th Nov., 1852
Ditto ...	Kelly, Patrick ...	22nd Nov., 1852	Ditto ...	200 0 0	22nd Nov., 1852
Ditto ...	Wilson, George Frederick Augustus	1st June, 1853	Ditto ...	200 0 0	1st June, 1853
Ditto ...	Daniell, John ...	15th Aug., 1853	Ditto ...	200 0 0	15th Aug., 1853
Ditto ...	Brock, William ⁸ ...	2nd Nov., 1853	Ditto ...	185 0 0	2nd Nov., 1853
Ditto ...	Dewey, Charles ⁹ ...	14th Dec., 1853	Ditto ...	{ 200 0 0 } { 185 0 0 }	14th Dec., 1853
Ditto ...	Sutherland, George ...	1st Jan., 1854	Ditto ...	185 0 0	
Ditto ...	McNee, John ¹⁰ ...	1st June, 1853	Ditto ...	185 0 0	1st June, 1853
Ditto ...	Ross, James ...	12th Aug., 1853	Ditto ...	185 0 0	12th Aug., 1853
Ditto ...	Summers, Joseph ...	1st Jan., 1854	Ditto ...	185 0 0	1st Jan., 1854
Ditto ...	Webber, Benjamin Lake ¹¹	1st Oct., 1855	Ditto ...	185 0 0	7th April, 1854
Ditto ...	McDonnell, Richard Wm. ¹²	1st Mar., 1858	Ditto ...	{ 185 0 0 } { 175 0 0 }	6th April, 1854
Ditto ...	Saddler, Joseph ¹³ ...	1st Aug., 1857	Ditto ...	185 0 0	
Ditto ...				{ 175 0 0 }	7th April, 1854

¹ Resigned 21st August, 1861.

² Resigned 20th July, 1853; re-appointed 11th April, 1859; appointed warehouse keeper, Geelong, 1st August, 1861.

³ Transferred from Geelong, 1st August, 1861.

⁴ Reduced, 15th January, 1861.

⁵ Promoted, 15th January, 1861.

⁶ Appointed keeper of the Powder Magazine, Footscray, 28th January, 1861.

⁷ Promoted to locker, 28th January, 1861.

⁸ Dismissed, 22nd January, 1861.

⁹ Increased to £200, 1st February, 1861.

¹⁰ Promoted to extra locker, 18th April, 1861.

¹¹ Superseded 31st July, 1855; re-appointed 1st October, 1855.

¹² Superseded 31st July, 1855; re-appointed 1st November, 1855; increased to £185 1st February, 1861.

¹³ Superseded 31st July, 1855; re-appointed extra weigher, 1st March, 1857; increased to £185 1st February; promoted to extra locker, 23rd May, 1861.

CIVIL ESTABLISHMENT—continued.

Office.	Name.	Date of Appointment.	By whom Appointed, and under what Instrument.	Annual Salary.	Date of First Appointment under the Colonial Government.
				£ s. d.	
TRADE AND CUSTOMS—continued.					
PORT OF MELBOURNE—					
<i>continued.</i>					
Weigher ...	Ewing, Samuel ¹ ...	1st Aug., 1857	Governor in Council	{ 185 0 0 175 0 0	} 1st May, 1854
Ditto ...	Doolan, Denis ² ...	1st Aug., 1857	Ditto ...	{ 185 0 0 175 0 0	} 1st Mar., 1854
Ditto ...	Swanson, Thomas ...	1st Jan., 1858	Ditto ...	175 0 0	1st Jan., 1858
Ditto ...	Lalor, Daniel ...	1st Mar., 1858	Ditto ...	175 0 0	1st Mar., 1858
Ditto ...	Moriarty, Patrick ³ ...	28th Sept., 1860	Ditto ...	175 0 0	1st Jan., 1854
Ditto ...	Falconbridge, James ...	1st Mar., 1858	Ditto ...	175 0 0	1st Mar., 1858
Ditto ...	Stafford, James... ..	1st Mar., 1858	Ditto ...	175 0 0	1st Mar., 1858
Ditto ...	Watson, James... ..	1st Aug., 1858	Ditto ...	175 0 0	1st Aug., 1858
Ditto ...	Watson, John	1st Mar., 1859	Ditto ...	175 0 0	1st Mar., 1859
Ditto ...	Widdows, Hugh	21st Dec., 1859	Ditto ...	175 0 0	21st Dec., 1859
Ditto ...	Wright, Charles Edward ⁴	1st Aug., 1860	Ditto ...	175 0 0	10th May, 1854
Ditto ...	McGuire, Robert Price ⁵ ...	1st July, 1860	Ditto ...	{ 175 0 0 150 0 0	} 1st June, 1858
Ditto ...	Mornane, Patrick ⁶	28th Jan., 1861	Ditto ...	{ 175 0 0 150 0 0	} 1st June, 1858
Ditto ...	Anderson, George ⁷	1st Feb., 1861	Ditto ...	{ 175 0 0 150 0 0	} 18th May, 1854
Ditto ...	Jackson, John Gardiner ⁸	1st Aug., 1861	Ditto ...	175 0 0	13th Dec., 1859
Ditto ...	Barrington, Thomas Wm. ⁹	1st Aug., 1861	Ditto ...	150 0 0	1st Jan., 1854
WILLIAMSTOWN.					
Tide Inspector, Landing Surveyor, and Emigration Officer	McFarlane, James	1st April, 1858	Ditto ...	500 with quarters	12th Nov., 1850
Clerk and Landing Waiter	McNiven, James	1st Jan., 1855	Ditto ...	300 0 0	1st June, 1853
Tide Surveyor and Assistant Emigration Officer	Bramford, Alfred George	1st Jan., 1855	Ditto ...	350 0 0	6th Jan., 1852
Ditto ...	Roch, Thomas	1st Jan., 1855	Ditto ...	325 0 0	1st Jan., 1853
Ditto ...	Rose, Alexander	1st Jan., 1855	Ditto ...	325 0 0	1st Jan., 1853
Ditto ...	MacKay, McKenzie John Scobie ¹⁰	13th Oct., 1856	Ditto ...	300 0 0	1st Jan., 1853
Ditto ...	Broad, Charles ¹¹	26th Aug., 1861	Ditto ...	300 0 0	1st Nov., 1852
Ditto ...	Habbarth, Henry	16th June, 1860	Ditto ...	300 0 0	1st Jan., 1854
Tide Waiter	White, James	1st Jan., 1853	Ditto ...	200 0 0	1st Jan., 1853
Ditto ...	Anderson, James John ...	1st Jan., 1860	Ditto ...	200 0 0	1st June, 1853
Ditto ...	Keays, John Russell	2nd June, 1853	Ditto ...	200 0 0	2nd June, 1853
Ditto ...	Harrison, H. Colden Antill ¹²	2nd June, 1853	Ditto ...	185 0 0	2nd June, 1853
Ditto ...	Ashton, George ¹³	26th Aug., 1861	Ditto ...	185 0 0	1st Jan., 1854
Ditto ...	Beaver, Benjamin	16th April, 1858	Ditto ...	185 0 0	16th April, 1858
Ditto ...	Davidson, Wm. Kilgour ¹⁴	1st June, 1858	Ditto ...	185 0 0	1st Jan., 1854
Ditto ...	Kuevitt, Marritt Thomas ¹⁵	1st June, 1858	Ditto ...	185 0 0	1st June, 1858
Ditto ...	Owen, John Henry ¹⁶	29th Jan., 1861	Ditto ...	185 0 0	7th Jan., 1858
Ditto ...	Yates, Brookes ¹⁷	1st June, 1858	Ditto ...	{ 185 0 0 175 0 0	} 1st June, 1858
Ditto ...	Hollick, Henry Edward ¹⁸	1st June, 1858	Ditto ...	175 0 0	1st June, 1858
Ditto ...	Warry, Robert Brabazon	1st June, 1858	Ditto ...	175 0 0	1st June, 1858
Ditto ...	Mornane, Patrick ¹⁹	1st June, 1858	Ditto ...	175 0 0	1st June, 1858
Ditto ...	Williams, Charles	1st June, 1858	Ditto ...	175 0 0	1st June, 1858
Ditto ...	Dawson, Richard Horatio ²⁰	3rd May, 1859	Ditto ...	{ 150 0 0 175 0 0	} 3rd May, 1859
Ditto ...	Hickling, Fred. James ²¹	13th May, 1859	Ditto ...	150 0 0	13th May, 1859
Ditto ...	Hammond, Thos. Durell ²²	14th May, 1859	Ditto ...	{ 150 0 0 175 0 0	} 14th May, 1859
Ditto ...	Pilkington, Robert ²³	28th Jan., 1861	Ditto ...	150 0 0	1st Oct., 1859
Ditto ...	Jackson, John Gardiner ²⁴	13th Dec., 1859	Ditto ...	150 0 0	13th Dec., 1859
Ditto ...	Chapman, Joel	1st Oct., 1861	Ditto ...	150 0 0	1st Oct., 1861

¹ Superseded 31st July, 1855; re-appointed extra weigher, 1st March, 1857; increased to £185 18th April, 1861.

² Superseded from assistant wharfinger, 31st December, 1854; re-appointed extra weigher, 1st April, 1857; increased to £185 23rd May, 1861.

³ Resigned 8th August; re-appointed 28th September, 1860.

⁴ Superseded 31st December, 1854; re-appointed 1st June, 1858.

⁵ Increased to £175, 1st February, 1861.

⁶ Increased to £175, 1st February, 1861.

⁷ Superseded 31st December, 1859; re-appointed to clerk, Harbor Department, 1st May, 1860; transferred from Harbor Department, 1st February, 1861; increased to £175 23rd May, 1861.

⁸ Superseded 1st January, 1861; re-appointed clerk, Harbor Department, 1st February, 1861; transferred to weigher, 1st August, 1861.

⁹ Superseded 31st July, 1855; re-appointed to Sheriff's Department, as bailiff, 16th August, 1855; superseded 30th June, 1857; re-appointed weigher, 1st August, 1861 (suspended for 11 days; salary stopped).

¹⁰ Promoted to clerk, Geelong, 26th August, 1861.

¹¹ Promoted from acting clerk, Melbourne, 26th August, 1861.

¹² Promoted to acting clerk, 26th August, 1861.

¹³ Superseded from Immigration Department 1st May, 1861; appointed tide waiter 26th August, 1861.

¹⁴ Superseded 31st December, 1854; re-appointed 1st June, 1858.

¹⁵ Appointed extra locker 1st December, 1861.

¹⁶ Transferred from clerk, Port Fairy, 29th January, 1861.

¹⁷ Reduced to £175 29th January, 1861.

¹⁸ Promoted to clerk, Port Fairy, 29th January, 1861.

¹⁹ Superseded 31st December, 1859; re-appointed 14th January, 1860; superseded 31st December, 1860; re-appointed extra tide waiter 1st January, 1861; appointed tide waiter 20th January, 1861.

²⁰ Increased to £175 29th January, 1861.

²¹ Appointed clerk, Melbourne, 1st October, 1861.

²² Increased to £175 1st December, 1861.

²³ Increased to £175 1st December, 1861.

²⁴ Transferred to Harbor Department, 1st February, 1861.

CIVIL ESTABLISHMENT—continued:

Office.	Name.	Date of Appointment.	By whom Appointed, and under what Instrument.	Annual Salary.	Date of First Appointment under the Colonial Government.
				£ s. d.	
TRADE AND CUSTOMS—continued.					
PORT OF GEELONG.					
Collector	Guthrie, John ...	20th July, 1853	Governor in Council	800 0 0	9th June, 1848
Clerk	Rennie, Samuel Stirling	17th Dec., 1858	Ditto	500 0 0	1st April, 1853
Ditto	McLeod, Colin ¹	1st Feb., 1855	Ditto	350 0 0	5th Jan., 1854
Ditto	McKenzie, Mackay John Scobie ²	26th Aug., 1861	Ditto	350 0 0	1st Jan., 1853
Ditto	Neilley, William Robert Samuel	15th May, 1858	Ditto	275 0 0	15th May, 1858
Ditto	Hall, Charles ³	1st Jan., 1861	Ditto	175 0 0	23rd July, 1856
Landing Surveyor	Gates, James	1st Jan., 1855	Ditto	550 0 0	4th Oct., 1848
Ditto	Lane, Henry Barzillar	16th Sept., 1852	Ditto	500 0 0	16th Sept., 1852
Ditto	Gordon, Michael Frederick	1st Sept., 1853	Ditto	400 0 0	1st July, 1853
Ditto	Jaffray, William Robertson	13th Oct., 1856	Ditto	325 0 0	1st Jan., 1853
Warehouse Keeper	Stamp, Edward Shelton ⁴	1st April, 1858	Ditto	400 0 0	26th April, 1852
Ditto	Thomas, Wm. Jackson ⁵	1st Aug., 1861	Ditto	375 0 0	8th Dec., 1847
Locker	Treacey, Richard Moore	1st Feb., 1856	Ditto	300 0 0	1st Jan., 1850
Ditto	Kilgour, John ⁶	1st Oct., 1855	Ditto	275 0 0	1st June, 1853
Ditto	Wilkinson, John Blakiston	1st Jan., 1861	Ditto	225 0 0	1st June, 1854
Weigher	Marryatt, William	1st Jan., 1860	Ditto	200 0 0	1st Dec., 1852
Ditto	Docherty, James	8th Nov., 1862	Ditto	185 0 0	8th Nov., 1852
Ditto	Fielder, Thomas	14th Sept., 1853	Ditto	185 0 0	14th Sept., 1853
Ditto	Jones, John ⁷	23rd Mar., 1854	Ditto	150 0 0	1st June, 1854
Ditto	Johnson, John Henry ⁸	1st Jan., 1857	Ditto	150 0 0	1st June, 1854
Tide Waiter	Gordon, Thomas Duncan ⁹	1st Oct., 1858	Ditto	150 0 0	20th Mar., 1854
Messenger	Ditto	140 0 0	...
QUEENSCLIFF.					
Tide Surveyor	Brown, Henry Edward	1st Sept., 1854	Ditto	375 0 0	23rd Dec., 1846
PORT OF PORTLAND.					
Collector	Moore, William Allen	1st Mar., 1857	Ditto	550 0 0	18th April, 1845
Landing Waiter and Tide Surveyor	Goodsir, David James Cook	11th April, 1859	Ditto	375 0 0	18th Mar., 1852
Clerk and Warehouse Keeper	Athill, William Henry	1st Jan., 1854	Ditto	200 0 0	1st Jan., 1854
Assisiant Tide Surveyor...	Ross, William Bruce	1st Oct., 1854	Ditto	200 0 0	23rd Jan., 1854
PORT OF PORT FAIRY.					
Collector	Nicolson, Peter	13th Jan., 1851	Ditto	550 0 0	10th Nov., 1846
Landing Waiter	Phillpin, Thomas Carlisle	6th Sept., 1852	Ditto	375 0 0	10th Feb., 1852
Clerk and Warehouse Keeper	Owen, John Henry ¹⁰	17th Dec., 1860	Ditto	200 0 0	7th Jan., 1858
Ditto	Hollick, Henry Edward ¹¹	29th Jan., 1861	Ditto	200 0 0	1st June, 1858
PORT OF WARRENAMBOOL.					
Collector	Musgrove, Alexander Wm.	17th Dec., 1858	Ditto	550 0 0	6th Jan., 1852
Landing Waiter	Fawkner, William	1st Sept., 1854	Ditto	300 0 0	1st Jan., 1853
Clerk	McDonnell, George Michael	1st Feb., 1856	Ditto	200 0 0	1st Nov., 1853
PORT OF PORT ALBERT					
Collector	Belcher, William Redmond	1st May, 1860	Ditto	550 0 0	1834
Landing Waiter	Willock, William Henry	16th June, 1860	Ditto	300 0 0	1st June, 1858
Clerk and Warehouse Keeper	Turner, Thomas	1st Jan., 1861	Ditto	200 0 0	1st Jan., 1861
PORT OF WESTERN PORT.					
Officer in Charge of Cutter	Keen, A. W.	1st Jan., 1861	Ditto	200 0 0	1st Jan., 1861
CORNER INLET.					
Coastwaiter	Patersen, Charles	1st Jan., 1859	Ditto	150 0 0	1st Nov., 1858

¹ Deceased 29th July, 1861.

² Promoted from tide surveyor, Williamstown, 26th August, 1861.

³ Superseded 31st December, 1853; re-appointed 14th March, 1860; reduced to extra clerk 1st July, 1860; re-appointed clerk 1st January, 1861.

⁴ Appointed landing waiter, Melbourne, 1st August, 1861.

⁵ Appointed warehouse keeper, Geelong, 1st August, 1861.

⁶ Resigned 22nd August, 1861; three months' compensation allowed.

⁷ Resigned 1st June, 1861.

⁸ Transferred to tide waiter, Williamstown, from 29th January, 1861.

⁹ Promoted from tide waiter, Williamstown, 29th January, 1861.

⁸ Resigned 9th May, 1861.

⁹ Superseded 31st December, 1854, re-appointed 1st June, 1858.

CIVIL ESTABLISHMENT—continued.

Office.	Name.	Date of Appointment.	By whom Appointed, and under what Instrument.	Annual Salary.	Date of First Appointment under the Colonial Government.
				£ s. d.	

TRADE AND CUSTOMS—continued.

ALLOWANCES PAID FROM CONTINGENCIES.

Office.	Name.	Date of Appointment.	By whom Appointed, and under what Instrument.	Annual Salary.	Date of First Appointment under the Colonial Government.
PORT OF BELVOIR.					
Officer of Customs ...	Coverdale, James ¹ ...	1st April, 1860	Governor in Council	100 0 0	1st Nov., 1858
Searcher of Customs ...	Power, William ² ...	8th Oct., 1860	Ditto		
WAHGUNYAH STATION.					
Searcher of Customs ...	Langstaff, Henry Harris ³ ...	25th June, 1860	Ditto ...	50 0 0	
SWAN HILL.					
Searcher of Customs ...	Foster, Henry ⁴ ...	30th Dec., 1859	Ditto ...	50 0 0	15th Mar., 1853
ECHUCA.					
Searcher of Customs ...	Cleary, John ⁵ ...	17th Jan., 1859	Ditto		
MILDURA.					
Searcher of Customs ...	Kossack, Ladislaw ⁶ ...	10th Oct., 1859	Ditto	7th Nov., 1852
Ditto ...	Eicke, George ⁷ ...	19th Aug., 1861	Ditto		

¹ Also Postmaster and Station Master Electric Telegraph.² Also Sergeant of Police.³ Also senior Constable of Police.⁴ Also Superintendent of Police.⁵ Also Sergeant of Police.⁶ Also Sub-Inspector of Police (removed early in 1861.)⁷ Also Sergeant of Police.

PORTS AND HARBORS.

Office.	Name.	Date of Appointment.	By whom Appointed, and under what Instrument.	Annual Salary.	Date of First Appointment under the Colonial Government.
HOBSON'S BAY.					
Chief Harbor Master ...	Ferguson, Charles ...	3rd Feb., 1852	Her Majesty the Queen	800 0 0	1st April, 1851
Assistant Harbor Master	Fullarton, Robert ...	1st Jan., 1856	The Governor	400 0 0	1st Jan., 1854
Clerk ...	Rees, W. Collins ...	14th Oct., 1858	Ditto ...	350 0 0	25th Jan., 1853
Ditto ...	Harvey, James ...	13th Nov., 1858	Ditto ...	200 0 0	13th Nov., 1858
Foreman of Marine Yard and Storekeeper	Elder, Douglas ...	19th Dec., 1858	Ditto ...	350 0 0	19th Dec., 1858
Messenger*	...	1st Sept., 1858	Ditto ...	100 0 0	1st Sept., 1858
Artisans and Mechanics (8)	12s. per working day	
Boatman	9s. per diem	
Boatmen (3)	each 7s. 6d. "	
Watchman*	8s. "	
Laborers (2)	each 8s. per working day	
Boys (3)	{ one at 5s. " "	
				{ two at 4s. " "	
MELBOURNE.					
Harbor Master ...	Campbell, Alexander ...	3rd May, 1851	Ditto ...	550 0 0	3rd May, 1851
Pier Master Sandridge ...	Campbell, Thomas ...	1st Jan., 1854	Ditto ...	300 0 0	1st Jan., 1854
Berthing Officer ...	Mansen, Alfred J. ...	1st April, 1858	Ditto ...	275 0 0	1st April, 1858
Clerk and Assistant Berthing Officer	Barber, George ...	16th Aug., 1861	Ditto ...	150 0 0	13th Oct., 1857
GEELONG.					
Harbor and Shipping Master	McPherson, D. J. ...	11th Jan., 1853	Ditto ...	500 0 0	20th Aug., 1852
Clerk ...	Christie, Robert ...	20th Feb., 1857	...	225 0 0	
Carpenter	12s. per working day	
Boatmen (4)	{ one at 9s. 6d. "	
				{ three at 7s. 6d. per diem	
PORTLAND.					
Harbor Master, Pilot, and Shipping Master	Fawthrop, James ...	1st Jan., 1853	Ditto ...	350 0 0	1st Jan., 1853
Coxswain	9s. 6d. per diem	
Boatmen (3)	each 7s. 6d. "	
PORT FAIRY.					
Harbor Master ...	Mills, J. B. ...	4th Feb., 1853	Ditto ...	350 0 0	4th Feb., 1853
Coxswain	9s. 6d. per diem	
Boatmen (3)	each 7s. 6d. "	
PORT ALBERT AND CORNER INLET.					
Harbor Master ...	Fermaner, D. ...	1st Jan., 1852	Ditto ...	350 0 0	1st Jan., 1852
Boatmen (6)	each 7s. 6d. per diem	

* Are supplied with quarters.

CIVIL ESTABLISHMENT—continued.

Office.	Name.	Date of Appointment.	By whom Appointed, and under what Instrument.	Annual Salary.	Date of First Appointment under the Colonial Government.
				£ s. d.	
PORTS AND HARBORS—continued.					
WARRNAMBOOL.					
Harbor Master ...	Helpman, Frank ...	11th Aug., 1859	The Governor ...	350 0 0	11th Aug., 1859
Boatmen (3) each	7s.6d. per diem	
"EMPIRE" (BUOY VESSEL).					
Master ...	Nicholson, W. ...	1st Jan., 1854	Ditto ...	350 0 0	1st Jan., 1848
Mate	10s. per diem	
Carpenter	10s. "	
Seamen each	7s. "	
Boys each	4s. "	
SIGNAL STATIONS.					
<i>Point Lonsdale.</i>					
Signal Master ¹ ...	Preston, John ...	1st Aug., 1852	Ditto ...	200 0 0	1st Aug., 1852
Assistant	3s. per diem	
<i>Williamstown.</i>					
Signal Master ² ...	Barber, George ...	1st May, 1860	Ditto ...	300 0 0	13th Oct., 1857
Assistant	3s. per diem	

¹ With quarters, fuel, light, and water.

² The appointment of Signal Master was discontinued on the 1st January, 1861. Mr. Barber received three months' pay as compensation for loss of office.

LIGHTHOUSES.

CAPE OTWAY.					
Lighthouse Keeper ...	Ford, H. B. ...	1st June, 1850	The Governor ...	250 0 0	1st June, 1850
Assistants (2) each	8s. per diem	
CAPE SCHANCK.					
Keeper ...	Bowie, R. ...	18th Dec., 1858	The Governor ...	250 0 0	1st Sept., 1853
Assistants (2) each	8s. per diem	
WILSON'S PROMONTORY.					
Keeper ...	Richards, W. ...	19th Oct., 1858	The Governor ...	250 0 0	1st Oct., 1853
Assistants (2) each	8s. per diem	
GABO ISLAND.					
Keeper ...	Tapp, Geo. ...	7th March, 1858	The Governor ...	250 0 0	1st Jan., 1858
Assistants (2) each	8s. per diem	

NOTE.—The officers and men employed in Lighthouses are supplied with quarters, fuel, light, and water. One-half the maintenance of Wilson's Promontory and Gabo Island Lights is borne by the Government of New South Wales.

HARBOR LIGHTS.

SHORTLAND'S BLUEF AND SWAN SPIT.					
Keeper ...	Foy, William ...	1st June, 1852	The Governor ...	250 0 0	1st June, 1852
Assistants (5) each	7s. per diem	
WARRNAMBOOL.					
Keepers (3) { one at	9s. "	
		 { two at	7s. "	
PORTLAND.					
Keepers (2) { one at	8s. "	
		 { one at	7s. "	
PORT FAIRY.					
Keepers (2) { one at	8s. "	
		 { one at	7s. "	
PORT ALBERT.					
Keepers (2) { one at	8s. "	
		 { one at	7s. "	

NOTE.—The officers and men employed at the Lighthouses are supplied with quarters, fuel, light, and water.

LIGHT VESSELS.

WEST CHANNEL.					
Master ...	McBride, A. ...	19th Oct., 1858	The Governor ...	200 0 0	19th Oct., 1858
Mate	9s. per diem	
Seamen (4) each	7s. "	
GELLIBRAND'S POINT.					
Master ...	Caldwell, James ...	1st May, 1860	The Governor ...	200 0 0	1st Aug., 1853
Mate	9s. per diem	
Seamen (3) each	7s. "	
GEBLONG SHIP CHANNEL.					
Master ...	Liddell, James ...	1st Oct., 1860	The Governor ...	200 0 0	27th Feb., 1858
Mate	9s. per diem	
Seamen (2) each	7s. "	

NOTE.—The persons employed on board of the Lightships are found in quarters on board, also fuel, light, and water.

CIVIL ESTABLISHMENT—continued.

Office.	Name.	Date of Appointment.	By whom Appointed, and under what Instrument.	Annual Salary.	Date of First Appointment under the Colonial Government.
				£ s. d.	
DISTILLERIES.					
Chief Inspector	Moody, Lesley A.	1st May, 1859	Governor in Council (Commission)	700 0 0	1st June, 1845
Inspector	Lamb, John	1st July, 1859	Governor in Council	300 0 0	17th July, 1852
Ditto	Heath, George	1st July, 1859	Ditto	300 0 0	14th July, 1852
Clerk and Messenger	Manders, William	1st July, 1859	Ditto	150 0 0	1st July, 1859
	Bookey, P. Le Poer	8th Aug., 1855	Ditto		
	Slade, Edgar	8th Aug., 1855	Ditto		
	Dana, W. A. P.	8th Aug., 1855	Ditto		
	Kirk, Arthur	8th Aug., 1855	Ditto		
	Lyttleton, T. H.	8th Aug., 1855	Ditto		
	Lydiard, C.	8th Aug., 1855	Ditto		
	Smith, P. H.	8th Aug., 1855	Ditto		
	Foster, Henry	8th Aug., 1855	Ditto		
	Green, Reginald	May, 1856	Ditto		
	Furnell, S.	18th July, 1856	Ditto	No salary	
	Mason, Joseph	18th July, 1856	Ditto	as	
Inspectors*	Winch, F. H.	June, 1857	Ditto	Inspector	
	Reid, J. A. S.	13th Nov., 1857	Ditto	of	
	Nicholson, C. H.	November, 1857	Ditto	Distilleries.	
	Langley, T. A.	September, 1858	Ditto		
	Geary, H. V.	September, 1858	Ditto		
	Hill, H.	September, 1858	Ditto		
	McNeil, N.	September, 1858	Ditto		
	McCulloch, Robert	June, 1859	Ditto		
	Chambers, D. D.	July, 1859	Ditto		
	Barclay, H. R.	Jan., 1860	Ditto		
	Nicholas, W. K.	Feb., 1861	Ditto		
	Chomley, H. E.	September, 1860	Ditto		
	Wilson, B. T.	September, 1860	Ditto		

* These last-mentioned Inspectors are also officers of Police.

NOTE.—There are also employed in this Department twelve Revenue Detectives at 12s. 6d. per diem.

POWDER MAGAZINES.

MELBOURNE.					
Acting Keeper	Daniell, J.	26th Nov., 1860	Comr. of Trade and Customs	Paid by the Cus. Dept.	15th Aug., 1853
Keeper	Morgan, James ¹	1st Jan., 1861	Governor in Council	250 0 0	19th Nov., 1852
Cooper	Smith, James A.	12th Jan., 1858	The Major-General Commanding	10s. per diem	12th Jan., 1858
FOOTSCRAY.					
Keeper	Letheby, Joshua	28th Jan., 1861	Governor in Council	200 0 0	1st July, 1853
Cooper	Shilton, William	29th June, 1860	Comr. of Trade and Customs	10s. per diem	29th June, 1860
GEE LONG.					
Keeper	Heathcote, Robert William	13th Oct., 1856	His Excellency Major-General Macarthur in Council	200 0 0	1st Nov., 1853

¹ Appointed to Melbourne from 1st January, but acting at Footscray until 27th January.

IMMIGRATION.

Immigration Agent	Tyler, John Chatfield	1st Jan., 1861	Governor in Council	{ Vide Comms. Office, Customs Department	1st July, 1853
Clerk	Caldecott, Alfred	25th Aug., 1854	Ditto	300 0 0	16th July, 1851
Ditto	Black, Edward ¹	15th April, 1861	Ditto	250 0 0	5th Feb., 1853
Messenger	Bunning, Robert	1st August, 1857	Immigration Agent	{ 146 0 0 with quarters	1st Aug., 1857
Matron	Bates, Lydia	10th July, 1849	The Superintendent	100 0 0	10th July, 1849
Sub-Matron	Jones, Jane E. ²	15th Dec., 1856	Immigration Agent	50 0 0	15th Dec., 1856
Cook	Cremer, Mary	1st May, 1858	Ditto	{ 40 0 0 with quarters, ration and fuel	1st May, 1853

¹ Transferred from Customs, Melbourne, on 15th April, 1861.² Resigned on 31st January, 1861.

CIVIL ESTABLISHMENT—continued.

Office.	Name.	Date of Appointment.	By whom Appointed, and under what Instrument.	Annual Salary.	Date of First Appointment under the Colonial Government.		
				£ s. d.			
PILOT BOARD.							
President	Ferguson, Charles	1st May, 1854	Act of Council, No. 28, 17 Vic., Secs. II. and III.	Nil	Harbor Master, Geelong, May, 1851		
Member	Strachan, J. F. ¹	26th May, 1854	Governor in Council	Paid by Fees for attendance as per Sec. V. of Act of Council			
Ditto	Freyer, J. Kennedy ²	27th Aug., 1858					
Ditto	Burrell, George	26th May, 1854					
Ditto	Lorimer, James ³	20th Nov., 1859					
Ditto	Bright, C. E.	1st May, 1861					
Ditto	Devlin, Arthur	1st May, 1861					
Ditto	Mason, Thomas	1st Sept., 1861					
Secretary	Burrell, George ⁴	1st Mar., 1861			Pilot Board	420 0 0	
Clerk	Reid, Hugh Ronald	20th Nov., 1854			Ditto	150 0 0	
Messenger	Robertson, Thomas	21st July, 1861			Ditto	52 0 0	
Senior Pilot	Caught, Jas. Gardner	1st Sept., 1854	Licensed by Pilot Board	No stated Salary, but Pilotage as it may be earned	24th Jan., 1851		
Ditto	Organ, Daniel	1st Sept., 1854			1st Feb., 1851		
Ditto	Robertson, Thomas	1st Sept., 1854			1st July, 1852		
Ditto	Draper, H. J. N.	1st Sept., 1854			1st Sept., 1852		
Ditto	Kerr, David	1st Sept., 1854			7th Oct., 1852		
Ditto	McQueen, William	1st Sept., 1854			30th Oct., 1852		
Ditto	Rich, R. J.	1st Sept., 1854			23rd Nov., 1852		
Ditto	Kennedy, Charles	1st Sept., 1854			2nd Dec., 1852		
Ditto	Nicholson, John	1st Sept., 1854			1st Jan., 1853		
Ditto	Hannah, Thomas	1st Sept., 1854			2nd Feb., 1853		
Ditto	Nicholson, Wm.	1st Sept., 1854			2nd Feb., 1853		
Ditto	Singleton, J. W.	1st Sept., 1854			5th Feb., 1853		
Ditto	Best, J. Playfair	1st Sept., 1854			13th June, 1853		
Ditto	Evans, Samuel	1st Sept., 1854			13th June, 1853		
Ditto	Williams, Hugh	1st Sept., 1854			1st July, 1853		
Ditto	Ridley, James	1st Sept., 1854			1st July, 1853		
Ditto	Leighton, J. G.	1st Sept., 1854			1st July, 1853		
Ditto	Bower, G. M.	1st Sept., 1854			20th July, 1853		
Ditto	Reid, Henry	1st Sept., 1854			21st July, 1853		
Ditto	Deane, James	1st Sept., 1854			1st Sept., 1853		
Ditto	Deane, F. W.	1st Sept., 1854			1st Sept., 1853		
Ditto	Neil, Wm.	1st Sept., 1854			1st Sept., 1853		
Ditto	Rockett, Wm.	1st Sept., 1854			1st Sept., 1853		
Ditto	Wauchope, Andrew	1st Sept., 1854			1st Dec., 1853		
Ditto	Jones, Wm.	1st Sept., 1854			15th Feb., 1854		
Ditto	Gaunson, James	1st Sept., 1854			11th Mar., 1854		
Ditto	McLean, William	1st Sept., 1854			11th Mar., 1854		
Ditto	Hansen, W.	1st Sept., 1854			11th Mar., 1854		
Harbor Pilot	Poole, John, sen.	1st May, 1859	Ditto	Paid as Harbor Masters out of General Revenue			
Ditto	Cowley, Geo. Colin	1st May, 1859					
Ditto	Tregurtha, J. B. B.	1st May, 1859					
River Pilot, Yarra	Liley, William	4th April, 1857	Ditto	Receive all Pilotage they earn			
Ditto	Murrell, Wm.	4th April, 1857					
Bar Pilot, Geelong	Lott, James	28th Oct., 1857					
OUTPORT PILOTS,							
Being Harbor Masters.							
Portland	Fawthrop, James	11th July, 1855	Ditto	Paid as Harbor Masters out of General Revenue			
Belfast	Mills, P. B.	11th July, 1855					
Warrnambool	Helpman, Frank	13th Aug., 1859					
Port Albert (Pilot only)	Phillips, George C.	1st Sept., 1859	Ditto	Receive all Pilotage they earn			
Corner Inlet	Peterson, Charles	1st Nov., 1858					
Pilot Apprentice	Neil, Michael	1st Jan., 1861	Ditto	Paid by Pilots as Mates of Pilot vessels			
Ditto	McKenzie, —	1st Jan., 1861					
Carpenter	Hill, Wm.	1st Jan., 1861	Ditto	Paid by Pilots			
Ship Keeper	Munro, Thos.	1st Jan., 1861					
Mates and Seamen of Pilot Vessels (16)	Paid by Pilots as Crews of Vessels and Boats			
Boatmen of Pilot Boats (7)					
Housekeeper	30s. per month			

¹ Resigned, 31st December, 1861.
² Resigned, 23rd July, 1861.

³ Resigned, March, 1861.
⁴ Resigned, 1st February, 1861.

CIVIL ESTABLISHMENT—continued.

Office.	Name.	Date of Appointment.	By whom Appointed, and under what Instrument.	Annual Salary.	Date of First Appointment under the Colonial Government.
				£ s. d.	
STEAM NAVIGATION BOARD.					
Members of the Board ...	Ferguson, Charles ¹ ...	15th Feb., 1853	The Governor	1st April, 1851
	Crawford, Wm. ² ...	15th March, 1858	Ditto	1st Jan., 1853
	Strachan, James F. ...	22nd April, 1854	Ditto	
	Rae, Thomas ...	27th May, 1857	Ditto	
	succeeded by			2 2 0	
	Matthews, Captain ...	26th July, 1861	Ditto ...	each	
	Lorimer, James ...	11th Nov., 1859	Ditto ...	attendance	
	succeeded by				
Inspector and Secretary, Shipping Surveyor, &c.	Bright, Charles E. ...	4th May, 1861	Ditto ...	425 0 0	15th March, 1854
Engineer Surveyor—Sur- veyor of Hulls of Iron Steamers	Payne, Charles B. ³ ...	1st Dec., 1857	Ditto ...	450 0 0	1st Dec., 1857
	Wilson, Alexander ...	1st Dec., 1857	Ditto ...	450 0 0	1st Dec., 1857

¹ Paid as Chief Harbor Master, Williamstown.² Paid as Police Magistrate, Williamstown.³ Superseded from Penal Department, 30th September, 1857; re-appointed, 1st December, 1857.

POST OFFICES.

Postmaster-General ...	Loader, Thomas ...	4th Dec., 1860	The Governor ...	1,250 0 0	4th Dec., 1860
	succeeded by				
	Macadam, John ...	26th Apr., 1861	Ditto ...	1,250 0 0	26th April, 1861
Secretary ...	Turner, William ...	1st Sept., 1857	Governor in Council	900 0 0	1st October, 1857
Inspector of Postal Service	Bance, H. P. ...	1st Jan., 1860	Ditto ...	900 0 0	1st Sept., 1857
				(including £250 travelling expenses)	
Accountant ...	Waymouth, B. ...	1st April, 1854	Colonial Secretary's Letter	600 0 0	11th Feb., 1853
Superintendent of Mail Branch	Siewwright, A. ...	1st June, 1858	Governor in Council	500 0 0	1st Jan., 1850
First Clerk ...	Jackson, T. W. ...	1st June, 1858	Ditto ...	450 0 0	1st June, 1853
Inspector of Dead Letters	Snow, Richard ...	11th Oct., 1859	Ditto ...	450 0 0	20th Feb., 1852
Clerk ...	Harrison, J. C. ...	1st July, 1852	Colonial Secretary's Letter	350 0 0	1st July, 1852
Ditto ...	Pitman, E. D. ...	21st Sep., 1852	Ditto ...	350 0 0	21st Sept., 1852
Ditto ...	Clerke, T. F. ...	1st Oct., 1852	Ditto ...	350 0 0	1st October, 1852
Ditto ...	Gibbs, J. H. ...	19th Nov., 1852	Ditto ...	350 0 0	19th Nov., 1852
Ditto ...	Slack, Edward ...	19th May, 1853	Ditto ...	350 0 0	19th May, 1853
Ditto ...	Galbraith, Wm. ...	1st June, 1853	Ditto ...	350 0 0	1st June, 1853
Ditto ...	Blunn, Thos. ...	26th May, 1853	Ditto ...	350 0 0	26th May, 1853
Ditto ...	Willes, James ...	9th May, 1853	Ditto ...	325 0 0	9th May, 1853
Ditto ...	Alexander, W. ...	17th Aug., 1853	Ditto ...	325 0 0	17th Aug., 1853
Ditto ...	Fagan, Thos. ...	16th Sept., 1853	Ditto ...	325 0 0	16th Sept., 1853
Ditto ...	Hemmy, C. ...	16th Sept., 1853	Ditto ...	275 0 0	16th Sept., 1853
Ditto ...	Rose, J. O. ...	1st Oct., 1853	Ditto ...	275 0 0	1st October, 1853
Ditto ...	Crofts, W. F. ...	1st Oct., 1853	Ditto ...	275 0 0	1st October, 1853
Ditto ...	McLachlan, H. ...	9th Jan., 1854	Ditto ...	275 0 0	9th Jan., 1854
Ditto ...	Yates, Thomas ...	8th Aug., 1853	Ditto ...	275 0 0	8th Sept., 1853
Ditto ...	Longcroft, J. ...	8th May, 1854	Ditto ...	275 0 0	19th Dec., 1853
Ditto ...	Murray, Thos. ...	22nd Jan., 1855	Ditto ...	275 0 0	1st June, 1853
Ditto ...	Watt, John ...	20th Mar., 1855	Ditto ...	250 0 0	7th April, 1853
Ditto ...	Mabbott, J. P. ...	17th Feb., 1858	Governor in Council	250 0 0	3rd May, 1854
Ditto ...	Casey, J. B. ...	19th May, 1856	Ditto ...	250 0 0	October, 1852
Ditto ...	Williams, John ...	9th June, 1856	Hon. the Treasurer	250 0 0	9th June, 1856
Ditto ...	Wyse, A. J. ...	1st Jan., 1859	Governor in Council	250 0 0	1st Feb., 1854
Ditto ...	Baron, W. ...	1st Mar., 1859	Ditto ...	250 0 0	1st March, 1852
Ditto ...	Pain, C. H. ...	1st Aug., 1859	Ditto ...	225 0 0	1st April, 1852
Ditto ...	Pryce, R. S. ...	1st Oct., 1859	Ditto ...	225 0 0	15th Nov., 1853
Ditto ...	Lawrence, F. G. ...	11th Oct., 1859	Ditto ...	225 0 0	5th Aug., 1857
Ditto ...	Plummer, W. A. K. ...	1st Feb., 1859	Ditto ...	225 0 0	11th Feb., 1858
Ditto ...	Baker, Chas. ...	1st Jan., 1861	Ditto ...	200 0 0	10th Sept., 1852
Ditto ...	Montifore, S. B. ...	1st Jan., 1861	Ditto ...	200 0 0	8th Feb., 1858
Ditto ...	McCully, J. J. ...	1st Jan., 1861	Ditto ...	200 0 0	26th Feb., 1858
Ditto ...	Palmer, H. ...	1st Jan., 1861	Ditto ...	200 0 0	19th April, 1858
Ditto ...	James, S. ...	1st Jan., 1861	Ditto ...	200 0 0	8th May, 1858
Ditto ...	Cadman, F. T. ...	1st Jan., 1861	Ditto ...	200 0 0	17th May, 1858
Ditto ...	Edwards, T. ² ...	1st Jan., 1861	Ditto ...	175 0 0	29th Nov., 1858
	succeeded by				
Ditto ...	Moore, O. H.* ...	19th Mar., 1861	Ditto ...	175 0 0	1st Jan., 1859
Ditto ...	Jourdain, H. D. ...	1st Jan., 1861	Ditto ...	175 0 0	12th June, 1858
Ditto ...	Lewis, A. C. ...	1st Jan., 1861	Ditto ...	175 0 0	4th Jan., 1859
Ditto ...	Lamert, R. G. ...	1st Jan., 1861	Ditto ...	175 0 0	14th Mar., 1859
Ditto ...	Amsinck, F. W. ³ ...	1st Jan., 1861	Ditto ...	175 0 0	12th Jan., 1859

¹ Dismissed.² Resigned.

The officer marked thus (*) has been promoted from junior clerk.

³ Transferred to Creswick.

CIVIL ESTABLISHMENT—continued.

Office.	Name.	Date of Appointment.	By whom Appointed, and under what Instrument.	Annual Salary.			Date of First Appointment under the Colonial Government.
				£	s.	d.	
POST OFFICES—continued.							
Clerk ...	Shillinglaw, J. ...	1st Jan., 1861	Governor in Council	175	0	0	25th Jan., 1859
Ditto ...	Nicholson, E. ...	1st Jan., 1861	Ditto ...	175	0	0	4th Mar., 1859
Ditto ...	Atkinson, J. P. ...	1st Jan., 1861	Ditto ...	175	0	0	21st July, 1859
Ditto ...	Adams, A. R. ¹ ...	1st Jan., 1861	Ditto ...	175	0	0	1st Aug., 1859
Ditto ...	Mackenzie, E. ...	1st Jan., 1861	Ditto ...	175	0	0	25th Oct., 1858
Ditto ...	Collins, O. W. ² ...	1st Jan., 1861	Ditto ...	175	0	0	11th Oct., 1859
Ditto ...	Owen, R. W. ³ ...	1st Mar., 1861	Ditto ...	120	0	0	8th Nov., 1858
Ditto ...	Bate, G. ^{3*} ...	1st Oct., 1861	Ditto ...	100	0	0	1st April, 1859
Junior Clerk ...	Mackenzie, J. J. ...	1st March, 1861	Ditto ...	100	0	0	1st Oct., 1859
Ditto ...	Wright, E. ...	1st June, 1861	Ditto ...	100	0	0	1st July, 1859
Ditto ...	Singleton, J. ...	1st Oct., 1861	Ditto ...	100	0	0	10th Sept., 1860
Ditto ...	Ritchie, W. ...	6th Mar., 1861	Ditto ...	100	0	0	6th March, 1861
Ditto ...	Hockin, W. ...	19th Mar., 1861	Ditto ...	100	0	0	19th March, 1861
Ditto ...	Fielden, J. H. ...	7th Oct., 1861	Ditto ...	100	0	0	7th Oct., 1861
Sorter ...	Baxter, T. ⁴ ...	1st Jan., 1861	Ditto ...	225	0	0	21st Jan., 1850
Ditto ...	Morison, W. ⁵ ...	1st Jan., 1861	Ditto ...	225	0	0	16th Sept., 1853
Ditto ...	Sampson, T. C. ...	1st March, 1860	Ditto ...	200	0	0	1st Dec., 1852
Ditto ...	Impett, W. ...	1st Jan., 1861	Ditto ...	175	0	0	16th Dec., 1852
Ditto ...	Readshaw, R. C. ...	1st Jan., 1861	Ditto ...	175	0	0	27th Jan., 1853
Ditto ...	Gibbs, J. ...	1st Jan., 1861	Ditto ...	175	0	0	22nd Feb., 1853
Ditto ...	Hale, J. R. ...	1st Jan., 1861	Ditto ...	175	0	0	7th April, 1853
Ditto ...	Fielden, S. ...	1st Jan., 1861	Ditto ...	175	0	0	1st June, 1853
Ditto ...	Sutton, J. ...	1st Jan., 1861	Ditto ...	175	0	0	1st July, 1852
Ditto ...	Hayward, G. ...	1st Jan., 1861	Ditto ...	150	0	0	13th Jan., 1855
Ditto ...	Mounter, J. ...	1st Jan., 1861	Ditto ...	150	0	0	1st April, 1853
Ditto ...	Ambler, G. ...	1st Jan., 1861	Ditto ...	150	0	0	27th July, 1857
Ditto ...	Madden, J. ...	1st Jan., 1861	Ditto ...	150	0	0	2nd May, 1859
Ditto ...	Climance, G. ...	1st Jan., 1861	Ditto ...	150	0	0	3rd June, 1858
Mail Guards (12)			each	208	0	0	
Letter Carriers (18)			each	10s.	per	working day	
Ditto (20)			each	9s.	per	working day	
Ditto (4)			each	8s.	per	working day	
Printer of Postage Stamps	Robinson, F. W. ...	1st Jan., 1860	Governor in Council	400	0	0	1st Jan., 1860
Assistant	Ryan, J. ...	1st Jan., 1860	Ditto ...	75	0	0	1st Jan., 1860
Carpenter	Stokes, H. ...	6th Oct., 1856	Ditto ...	10s.	per	working day	6th Oct., 1856
Messenger	Whitty, F. ...	5th June, 1860	Ditto ...	75	0	0	5th June, 1860
ARARAT.†							
Postmaster	Dobinson, J. H. ...	1st Oct., 1859	Ditto ...	375	0	0	9th Jan., 1854
Sorter	Cunningham, P. ...	1st March, 1860	Ditto ...	175	0	0	8th Aug., 1859
BALLAARAT.†							
Postmaster	King, H. J. N. ...	1st Aug., 1859	Ditto ...	375	0	0	19th March, 1853
Clerk	Grant, T. ...	6th Sept., 1855	Ditto ...	275	0	0	6th Sept., 1855
Ditto	Croke, J. P. ...	29th Mar., 1856	Ditto ...	225	0	0	29th March, 1856
Sorter	Heron, M. D. ⁶ ...	13th Feb., 1858	Ditto ...	175	0	0	13th Feb., 1858
Ditto	Harte, T. ...	3rd June, 1861	Ditto ...	175	0	0	3rd June, 1861
Ditto	Tilt, H. R. ...	8th Dec., 1860	Ditto ...	175	0	0	1st Aug., 1860
Letter Carriers (2)			each	10s.	per	working day	
Ditto (2)			each	9s.	per	working day	

¹ Dismissed.

² Transferred to Attorney-General's Department.

³ Transferred to Department of Lands and Survey.

⁴ Reduced from 1st January, 1861.

⁵ Dismissed.

⁶ Transferred to Castlemaine.

NOTE.—The officers marked thus (*) have been promoted from junior clerks; and the postmasters at the places marked thus (†) are allowed quarters.

CIVIL ESTABLISHMENT—continued.

Office.	Name.	Date of Appointment.	By whom Appointed, and under what Instrument.	Annual Salary.	Date of First Appointment under the Colonial Government.
				£ s. d.	
POST OFFICES—continued.					
BEECHWORTH.†					
Postmaster ...	Elliott, E. R. ...	4th Sept., 1856	Governor in Council	350 0 0	9th May, 1853
Clerk ...	Byrchall, S. B. ...	20th June, 1857	Ditto ...	250 0 0	1st April, 1853
Sorter ...	Nicolson, O. McK. ...	26th Feb., 1858	Ditto ...	175 0 0	26th Feb., 1858
Letter Carrier	10s. per working day	
BELFAST.†					
Postmaster ...	Lynar, J. A.* ...	18th Aug., 1860	Ditto	4th Feb., 1858
CASTLEMAINE.†					
Postmaster ...	Fryer, F. ...	27th Mar., 1852	Colonial Secretary's Letter	350 0 0	7th Jan., 1851
Clerk ...	Davidson, H. ...	8th Aug., 1859	Governor in Council	275 0 0	1st July, 1850
Ditto ...	Stodart, E. H. ...	22nd April, 1854	Colonial Secretary's Letter	225 0 0	22nd April, 1854
Ditto ...	Vaughan, H. H. J. ¹ ...	13th May, 1859	Governor in Council	175 0 0	15th July, 1853
	succeeded by Heron, M. D. ² ...	1st June, 1861	Ditto ...	175 0 0	13th Feb., 1858
	succeeded by Croker, S. (Acting Sorter)	16th Sept., 1861	Ditto ...	175 0 0	1st Aug., 1860
Letter Carriers (2)	10s. per working day	
CRESWICK.†					
Postmaster ...	Burkitt, W.* ...	10th Dec., 1860	Governor in Council	...	1st Feb., 1858
	succeeded by Thwaites, J.* ...	1st June, 1861	Ditto	1st Aug., 1858
Sorter ...	Amsinck, F. W. ...	1st Jan., 1861	Ditto ...	175 0 0	12th Jan., 1859
Letter Carrier	9s. per working day	
DUNOLLY.†					
Postmaster ...	Daniell, E. ...	16th Aug., 1860	Ditto	1st Jan., 1859
Letter Carrier	52 0 0	
GEE LONG.†					
Postmaster ...	Thacker, W. ...	1st July, 1848	Colonial Secretary's Letter	500 0 0	12th June, 1846
Clerk ...	Smith, J. ...	18th Aug., 1858	Governor in Council	350 0 0	1st Jan., 1850
Ditto ...	Chettle, H. M. ...	12th May, 1856	Colonial Secretary's Letter	225 0 0	13th Feb., 1854
Ditto ...	Kennedy, R. ...	1st Feb., 1859	Governor in Council	225 0 0	16th April, 1857
Ditto ...	Newton, W. P. ...	21st Mar., 1859	Ditto ...	225 0 0	22nd June, 1857
Sorter ...	Newland, T. ³ ...	1st July, 1857	Ditto ...	175 0 0	7th June, 1853
	succeeded by Alexander, M. ...	6th Sept., 1861	175 0 0	26th Oct., 1862
Letter Carriers (5)	10s. per working day	
Ditto (2)	9s. " "	
Ditto (1)	8s. " "	
HAMILTON.†					
Postmaster ...	Rogers, C. ...	1st March, 1859	Ditto ...	300 0 0	26th Oct., 1852
Letter Carrier	8s. per working day	
HEATHCOTE.†					
Postmaster ...	McInnes, I.* ...	16th Aug., 1860	Ditto	1st Jan., 1859
Letter Carrier	9s. per working day	
KILMORE.†					
Postmaster ...	Bristow, H. B. ...	1st July, 1857	Ditto ...	300 0 0	12th June, 1854
KYNELTON.†					
Postmaster ...	Hallifax, A. W.* ...	1st Oct., 1859	Ditto	1st Nov., 1853
Sorter ...	Clarke, A. ...	1st Jan., 1861	Ditto ...	175 0 0	18th May, 1860
Letter Carrier	9s. per working day	

¹ Dismissed.² Absent on sick leave.³ Deceased.

NOTE.—The officers marked thus (*) act also as Electric Telegraph Managers.

The postmasters at the places marked thus (†) are allowed quarters.

CIVIL ESTABLISHMENT—continued.

Office.	Name.	Date of Appointment.	By whom Appointed, and under what Instrument.	Annual Salary. £ s. d.	Date of First Appointment under the Colonial Government.
POST OFFICES—continued.					
MARYBOROUGH.†					
Postmaster ...	Collett, G. ...	17th Feb., 1858	Governor in Council	300 0 0	16th Sept., 1853
Letter Carrier	at	9s. per working day	
NEW INGLEWOOD.†					
Postmaster ...	Peyton, L. C. ...	9th May, 1860	Ditto ...	300 0 0	17th Dec., 1857
Sorter ...	Middlecoat, J. S. ...	16th May, 1860	...	175 0 0	16th May, 1860
PLEASANT CREEK.†					
Postmaster ...	Johnson, E. ...	1st March, 1859	Ditto ...	300 0 0	23rd Jan., 1854
PORTLAND.†					
Postmaster ...	Braim, E. ...	16th Jan., 1854	Col. Sec.'s letter ...	300 0 0	16th Jan., 1854
SANDHURST.†					
Postmaster ...	Stuart, D. ...	17th Aug., 1855	Ditto ...	350 0 0	26th May, 1853
Clerk ...	Vibert, G. W. B. ...	8th Jan., 1854	Ditto ...	275 0 0	8th June, 1854
Ditto ...	Brew, W. ...	1st March, 1859	Governor in Council	225 0 0	1st July, 1857
Sorter ...	Dethbridge, J. ...	4th June, 1858	Ditto ...	175 0 0	4th June, 1858
Letter Carrier	10s. per working day	
Ditto (2)	each	9s. per working day	
WARRENAMBOOL.†					
Postmaster ...	Rackham, T. R.* ...	1st Nov., 1860	Ditto	19th Nov., 1857
Sorter ...	Aldwell, J. A. ...	26th Dec., 1860	Ditto ...	175 0 0	11th Nov., 1853
WILLIAMSTOWN.†					
Postmaster ...	Piper, R. R. ...	5th Jan., 1854	Col. Sec.'s letter ...	300 0 0	5th Jan., 1854
Letter Carriers (2)	each	9s. per working day	
POSTMASTER AT—					
Alberton ...	Haasum, S. C. ...	1st Aug., 1860	Governor in Council	20 0 0	1st August, 1860
	succeeded by				
	Christensen, N. ...	1st Nov., 1861	Ditto ...	20 0 0	1st Nov., 1861
Allansford ...	Anderson, James ...	1st Sept., 1860	Ditto ...	20 0 0	1st Sept., 1860
Alma ...	Taylor, S. R. ...	1st July, 1861	Ditto ...	10 0 0	1st July, 1861
Alphington ...	Adams, J. S. ...	2nd Feb., 1858	Ditto ...	20 0 0	2nd Feb., 1858
Amherst ...	Smith, J. P. ...	1st Jan., 1856	Ditto ...	100 0 0	1st Jan., 1856
Amphitheatre ...	Coffey, Patrick ...	22nd June, 1859	Ditto ...	40 0 0	22nd June, 1859
Anakie ...	Barton, C. ...	15th Oct., 1858	Ditto ...	20 0 0	15th Oct., 1858
Apsley ...	Botterill, J. ...	1st Sept., 1853	Ditto ...	30 0 0	1st Sept., 1853
Armstrong's ...	Gibbs, Thomas ...	1st Feb., 1860	Ditto ...	20 0 0	1st Feb., 1860
Ascot ...	Ogilvy, T. ...	11th Oct., 1858	Ditto ...	20 0 0	11th Oct., 1858
Avenel ...	Drury, J. ...	1st June, 1858	Ditto ...	50 0 0	27th July, 1854
Avoca ...	Woodward, J. H.* ...	1st Dec., 1860	Ditto	1st Dec., 1858
	Murphy, P. J. (Letter Carrier) ...	9th Feb, 1861	Ditto ...	8s. per working day	9th Feb., 1861
Bacchus Marsh ...	Taubman, T. ...	1st July, 1858	Ditto ...	60 0 0	1st July, 1858
Back Creek ...	Andrews, J. ...	24th March, 1859	Ditto ...	200 0 0	24th March, 1859
	succeeded by				
	Colles, James* ...	22nd Jan., 1861	Ditto	19th Nov., 1854
	Whitehead, J. (Sorter) ...	13th Dec., 1861	Ditto ...	175 0 0	26th Oct., 1855
Bald Hills ...	Barclay, J. ...	13th July, 1861	Ditto ...	10 0 0	13th July, 1861
Ballan ...	Flack, G. ...	1st Aug., 1855	Ditto ...	40 0 0	1st August, 1855
Ballaarat East ...	Noblett, G. ...	11th March, 1858	Ditto ...	60 0 0	11th March, 1858
Balmoral ...	Lyon, B. ...	1st Jan., 1857	Ditto ...	20 0 0	1st Jan., 1857
Barfold ...	Miller, J. ...	1st Nov., 1861	Ditto ...	10 0 0	1st Nov., 1861
Baringhup ...	Lawrence, R. G. ...	12th Feb., 1858	Ditto ...	30 0 0	12th Feb., 1858
Barker's Creek ...	Homan, E. ...	1st Oct., 1858	Ditto ...	50 0 0	1st Oct., 1858
Barnawartha ...	McKeone, P. ...	1st Aug., 1860	Ditto ...	10 0 0	1st August, 1860
Batesford ...	Smith, H. A. ...	18th Aug., 1856	Ditto ...	60 0 0	18th Aug., 1856
Bellarine ...	Bailey, A. W. ...	1st Jan., 1855	Ditto ...	30 0 0	1st Jan., 1855
	succeeded by				
	Eades, Samuel ...	1st Nov., 1861	Ditto ...	30 0 0	1st Nov., 1861
Bellarine East ...	Streeton, C. H. ...	1st June, 1859	Ditto ...	20 0 0	1st June, 1859
	succeeded by				
	Andrews, Wm. ...	1st Jan., 1861	Ditto ...	20 0 0	1st Jan., 1861
Belmont ...	Williams, Joseph ...	1st May, 1860	Ditto ...	20 0 0	1st May, 1860
	succeeded by				
	Williams, James ...	18th Sept., 1861	Ditto ...	20 0 0	18th Sept., 1861
Belvoir ...	Coverdale, James* ...	13th March, 1859	Ditto	1st Nov., 1858
Benalla ...	Krone, A. L.* ...	12th June, 1858	Ditto	1st June, 1853

NOTE—The officers marked thus (*) act also as Electric Telegraph Managers. The postmasters at the places marked thus (†) are allowed quarters.

CIVIL ESTABLISHMENT—continued.

Office.	Name.	Date of Appointment.	By whom Appointed, and under what Instrument.	Annual Salary.	Date of First Appointment under the Colonial Government.
				£ s. d.	
POST OFFICES—continued.					
POSTMASTER AT—					
Berwick ...	Bain, Robert ...	15th Aug., 1859	Governor in Council	20 0 0	15th Aug., 1859
Bet-Bet ...	Amoretti, F. ...	1st April, 1861	Ditto ...	10 0 0	1st April, 1861
	succeeded by				
	Grant, Donald ...	1st Nov., 1861	Ditto ...	10 0 0	1st Nov., 1861
Big Hill ...	Measures, E. ...	1st Jan., 1860	Ditto ...	50 0 0	1st Jan., 1860
	succeeded by				
	Perry, P. C. ...	25th July, 1861	Ditto ...	50 0 0	25th July, 1861
Birregurra ...	Gilbert, L. A. ...	1st Nov., 1859	Ditto ...	20 0 0	1st Nov., 1859
Black Forest ...	English, W. ...	15th March, 1859	Ditto ...	40 0 0	15th Mar., 1859
Bowman's Forest	Taylor, G. T. ...	22nd June, 1861	Ditto ...	10 0 0	22nd June, 1861
Box Hill ...	Padgham, S. ...	1st Feb., 1861	Ditto ...	10 0 0	1st Feb., 1861
Branxholme ...	Best, J. ...	1st June, 1858	Ditto ...	30 0 0	1st June, 1858
Braybrook ...	Dixon, James ...	10th Sept., 1861	Ditto ...	10 0 0	10th Sept., 1861
Brighton ...	Clark, Charles ...	15th June, 1855	Ditto ...	60 0 0	15th June, 1855
Brighton East ...	Atchison, Thomas ...	1st July, 1857	Ditto ...	30 0 0	1st July, 1857
Brighton South...	Brown, James ...	1st July, 1859	Ditto ...	20 0 0	1st July, 1859
Broadford ...	Melville, J. ...	15th May, 1860	Ditto ...	70 0 0	15th May, 1860
	succeeded by				
	Woolnough, J. ...	24th Jan., 1861	Ditto ...	70 0 0	24th Jan., 1861
Broadmeadows ...	Phillips, J. ...	1st Feb., 1859	Ditto ...	30 0 0	1st Feb., 1859
Brown Hills ...	Ryan, Thomas ...	1st Dec., 1858	Ditto ...	20 0 0	1st Dec., 1858
Brown's Diggings	Hall, W. D. ...	11th Oct., 1858	Ditto ...	50 0 0	11th Oct., 1858
	succeeded by				
	Gartside, A. ...	15th April, 1861	Ditto ...	50 0 0	15th April, 1861
Brunswick ...	George, Joseph ...	1st June, 1854	Ditto ...	100 0 0	1st June, 1854
Brushy Creek ¹ ...	Balchin, J. ...	1st Sept., 1860	Ditto ...	10 0 0	1st Sept., 1860
Buckland ...	Mackay, J. ...	1st July, 1860	Ditto ...	30 0 0	1st July, 1860
Bulla ...	Bethell, W. ...	1st Feb., 1859	Ditto ...	30 0 0	1st Feb., 1859
Bullarook ...	Paine, D. W. ...	1st Mar., 1861	Ditto ...	20 0 0	1st Mar., 1861
Buninyong ...	Adams, J. ...	1st Oct., 1855	Ditto ...	100 0 0	1st Oct., 1855
	succeeded by				
	Adams, E. ...	1st Sept., 1861	Ditto ...	100 0 0	1st Sept., 1861
Burnt Creek ...	Russell, A. F. ...	1st Nov., 1861	Ditto ...	10 0 0	1st Nov., 1861
Burrumbeet ...	Grant, A. McP. ...	23rd Nov., 1858	Ditto ...	30 0 0	23rd Nov., 1858
Campaspe ...	Barrow, H. ...	1st Jan., 1850	Ditto ...	40 0 0	1st Jan., 1850
Campbellfield ...	Boreham, J. ...	15th July, 1859	Ditto ...	20 0 0	15th July, 1859
Campbell's Creek	Roden, R. B. ...	16th April, 1858	Ditto ...	50 0 0	16th April, 1858
	succeeded by				
	Jennings, J. ...	5th Mar., 1861	Ditto ...	30 0 0	5th Mar., 1861
Campbell's Reef	Moore, R. ...	19th Mar., 1860	Ditto ...	20 0 0	19th Mar., 1860
Camperdown ...	Walls, J. ...	1st May, 1858	Ditto ...	40 0 0	1st May, 1858
Caramut ...	Moutray, H. A. ...	1st Oct., 1860	Ditto ...	30 0 0	1st Oct., 1860
	succeeded by				
	Ewing, Robt. ...	1st Jan., 1861	Ditto ...	30 0 0	1st Jan., 1861
Carisbrook ...	Cambridge, G. H. ...	1st Jan., 1856	Ditto ...	60 0 0	1st Jan., 1856
	succeeded by				
	Banks, E. * ...	1st June, 1861	Ditto	1st Aug., 1859
	succeeded by				
	Groves, G. E. * ...	18th Nov., 1861	Ditto	18th Nov., 1861
Cardigan ...	Surman, J. W. ...	1st Jan., 1861	Ditto ...	10 0 0	1st Jan., 1861
Carlsruhe ...	English, E. ...	1st Aug., 1858	Ditto ...	50 0 0	1st Aug., 1858
Carngham ...	Henderson, A. ...	18th Sept., 1856	Ditto ...	30 0 0	18th Sept., 1856
Casterton ...	Courtis, E. C. ...	1st Sept., 1859	Ditto ...	50 0 0	1st Sept., 1859
Cathcart ...	Flattely, T. ...	7th Feb., 1859	Ditto ...	20 0 0	7th Feb., 1859
Cavendish ...	Elliott, J. ...	1st Mar., 1856	Ditto ...	20 0 0	1st March, 1856
Ceres ...	McDowall, R. ...	17th June, 1857	Ditto ...	20 0 0	17th June, 1857
Cheltenham ...	Traill, Robert ...	6th Nov., 1857	Ditto ...	20 0 0	6th Nov., 1857
	succeeded by				
	Traill, Janet (Postmistress)	1st Oct., 1861	Ditto ...	20 0 0	1st Oct., 1861
Chewton ...	McRae, R. ...	22nd Sept., 1858	Ditto ...	90 0 0	22nd Sept., 1858
Chiltern ...	Turner, John ...	1st Sept., 1859	Ditto ...	100 0 0	1st Sept., 1859
	succeeded by				
	Pearce, A. ² * ...	1st June, 1861	Ditto	6th April, 1859
	succeeded by				
	Jackson, Wm. * ...	1st Nov., 1861	Ditto	1st July, 1858
	succeeded by				
	Banks, E. * ...	18th Nov., 1861	Ditto	1st Aug., 1859
Chinaman's Flat	Watson, A. ...	20th Nov., 1861	Ditto ...	10 0 0	20th Nov., 1861
Clare Inn ...	Kennedy, E. ...	1st Oct., 1858	Ditto ...	20 0 0	1st Oct., 1858
Clarendon ...	McLean, G. ...	20th Dec., 1860	Ditto ...	60 0 0	20th Dec., 1860
Clunes... ..	Mark, P. ...	1st Oct., 1857	Ditto ...	100 0 0	1st Oct., 1857
	succeeded by				
	Collier, J. L. * ...	1st Mar., 1861	Ditto	17th Feb., 1858

¹ Post Office Brushy Creek closed 12th September, 1861.² Dismissed.

NOTE.—The officers marked thus (*) act also as Electric Telegraph Managers.

CIVIL ESTABLISHMENT—continued.

Office.	Name.	Date of Appointment.	By whom Appointed, and under what Instrument.	Annual Salary.	Date of First Appointment under the Colonial Government.
				£ s. d.	
POST OFFICES—continued.					
POSTMASTER AT— Clydesdale ...	McLean, Wm. ...	1st June, 1861	Governor in Council	20 0 0	1st June, 1861
	succeeded by McLean, J. ...	2nd Dec., 1861	Ditto ...	20 0 0	2nd Dec., 1861
Cochrane's ...	Prior, A. ...	1st Sept., 1860	Ditto ...	20 0 0	1st Sept., 1860
Coghill's Creek ...	Mathews, W. ...	20th Aug., 1860	Ditto ...	10 0 0	20th Aug., 1860
Colac ...	McCraig, J. ...	1st Mar., 1852	Ditto ...	50 0 0	1st Mar., 1852
Coleraine ...	Trangmar, G. ...	1st Jan., 1855	Ditto ...	30 0 0	1st Jan., 1855
Collingwood ...	Rhodes, S. ...	1st Jan., 1860	Ditto ...	100 0 0	1st Jan., 1860
Conewarre ...	Simper, J. B. ...	8th Sept., 1860	Ditto ...	20 0 0	8th Sept., 1860
Corinella ...	Simpson, J. ...	1st Aug., 1860	Ditto ...	10 0 0	1st Aug., 1860
				from 1st July, 1861 20 0 0	
	succeeded by Simpson, A. A. (Postmistress)	23rd Dec., 1861	Ditto ...	20 0 0	23rd Dec., 1861
Cranbourne ...	Thomson, A. ...	13th Nov., 1860	Ditto ...	30 0 0	13th Nov., 1860
Cressy ...	Jones, A. ...	1st Jan., 1858	Ditto ...	30 0 0	1st Jan., 1858
Crowlands ...	Seaver, Emily (Postmistress)	8th Dec., 1860	Ditto ...	30 0 0	8th Dec., 1860
Dandenong ...	Dobson, J. ...	1st Mar., 1859	Ditto ...	40 0 0	1st March, 1859
Dartmoor ...	McKay, Wm. ...	2nd April, 1860	Ditto ...	10 0 0	2nd April, 1860
Daylesford ...	Nicol, J. * ...	1st Jan., 1860	Ditto	1st Aug., 1859
	Henshaw, W. (Letter carrier)	15th Oct., 1860	Ditto ...	52 0 0	15th Oct., 1860
Dean ...	Ingamell, J. ...	2nd Sept., 1861	Ditto ...	10 0 0	2nd Sept., 1861
	succeeded by Naples, C. ...	1st Nov., 1861	Ditto ...	10 0 0	1st Nov., 1861
Deep Creek ...	Sullivan, D. ...	21st Jan., 1861	Ditto ...	10 0 0	21st Jan., 1861
Deep Lead ...	Paterson, G. A. ...	1st Jan., 1860	Ditto ...	20 0 0	1st Jan., 1860
Digby ...	Mercer, R. J. ...	1st June, 1858	Ditto ...	20 0 0	1st June, 1858
Diggers' Rest ...	Moore, H. ...	18th June, 1860	Ditto ...	20 0 0	18th June, 1860
Doncaster ...	Pickering, J. ...	17th May, 1860	Ditto ...	10 0 0	17th May, 1860
	succeeded by Grant, T. P. ...	8th April, 1861	Ditto ...	10 0 0	8th April, 1861
Donnybrook ...	Crichton, P. ...	1st Aug., 1855	Ditto ...	20 0 0	1st Aug., 1855
Dromana ...	Haldan, A. ...	1st Nov., 1859	Ditto ...	20 0 0	1st Nov., 1859
Duck Ponds ...	McElwee, Wm. ...	17th Aug., 1858	Ditto ...	20 0 0	17th Aug., 1858
Dunced ...	Livingston, W. J. ...	1st June, 1857	Ditto ...	20 0 0	1st June, 1857
Dunkeld ...	Fisher, M. W. ...	1st Jan., 1858	Ditto ...	30 0 0	1st Jan., 1858
Durham Ox ...	Seward, G. ...	1st Jan., 1860	Ditto ...	20 0 0	1st Jan., 1860
	succeeded by Clark, J. ...	20th Oct., 1861	Ditto ...	20 0 0	20th Oct., 1861
Eaglehawk ...	Morgan, Thos. ...	10th Nov., 1860	Ditto ...	40 0 0	10th Nov., 1860
	succeeded by Baird, J. ...	22nd Jan., 1861	Ditto ...	40 0 0	22nd Jan., 1861
	succeeded by Taylor, H. ...	5th Feb., 1861	Ditto ...	40 0 0	5th Feb., 1861
	succeeded by Simpson, W. ...	8th July, 1861	Ditto ...	50 0 0	8th July, 1861
Echuca ...	Hopwood, H. ...	1st Jan., 1854	Ditto ...	50 0 0	1st Jan., 1854
	succeeded by Forbes, D. W. * ...	1st Jan., 1861	Ditto	15th Dec., 1858
Eddington ...	Smith, J. B. ...	1st Nov., 1861	Ditto ...	10 0 0	1st Nov., 1861
	succeeded by Gray, A. ...	12th Nov., 1861	Ditto ...	10 0 0	12th Nov., 1861
El Dorado ...	Moffitt, W. ...	1st Aug., 1861	Ditto ...	10 0 0	1st Aug., 1861
Elephant Bridge (Darlington)	Hodgson, L. D. ...	1st Oct., 1860	Ditto ...	30 0 0	1st Oct., 1860
Elphinstone ...	Bell, T. ...	1st Jan., 1854	Ditto ...	50 0 0	1st Jan., 1854
Elsternwick ...	Morris, G. ...	22nd June, 1860	Ditto ...	20 0 0	22nd June, 1860
Eltham ...	Hanniford, T. ...	1st July, 1855	Ditto ...	20 0 0	1st July, 1855
Emerald Hill ...	Baker, E. H. ...	15th May, 1859	Ditto ...	80 0 0	15th May, 1859
Epping ...	Dignan, T. ...	1st Aug., 1857	Ditto ...	20 0 0	1st Aug., 1857
Epsom ...	Smith, C. L. ...	1st Mar., 1858	Ditto ...	40 0 0	1st Mar., 1858
Essendon ...	Vize, W. ...	18th Aug., 1856	Ditto ...	30 0 0	18th Aug., 1856
Euroa ...	Dickson, T. S. ...	1st April, 1858	Ditto ...	40 0 0	1st April, 1858
	succeeded by Boos, J. de. ...	1st Feb., 1861	Ditto ...	40 0 0	1st Feb., 1861
Eversley ...	Mansfield, H. H. ...	17th Sept., 1861	Ditto ...	30 0 0	17th Sept., 1861
Fitzroy ...	Austen, H. R. ...	1st Jan., 1860	Ditto ...	150 0 0	2nd Feb., 1858
Flemington ...	Terry, R. ...	1st Dec., 1856	Ditto ...	100 0 0	1st Dec., 1856
Footscray ...	Mitchell, W. ...	12th Oct., 1857	Ditto ...	30 0 0	12th Oct., 1857
Framlingham ...	Broadway, G. ...	1st Oct., 1860	Ditto ...	20 0 0	1st Oct., 1860
Franklinford ...	Judkins, C. ...	15th Feb., 1859	Ditto ...	30 0 0	15th Feb., 1859
	succeeded by Bumstead, W. ...	1st Jan., 1861	Ditto ...	30 0 0	1st Jan., 1861

NOTE.—The officers marked thus (*) act also as Electric Telegraph Managers.

CIVIL ESTABLISHMENT—continued.

Office.	Name.	Date of Appointment.	By whom Appointed, and under what Instrument.	Annual Salary.	Date of First Appointment under the Colonial Government.
				£ s. d.	
POST OFFICES—continued.					
POSTMASTER AT—					
Frankston	Savage, E. G.	1st July, 1859	Governor in Council	20 0 0	1st July, 1859
Freshwater Creek	Vains, C.	21st Jan., 1860	Ditto	20 0 0	21st Jan., 1860
Fryerstown	Mercer, W.	14th Sept., 1858	Ditto	60 0 0	14th Sept., 1858
Fyansford	Kishere, W. J. S.	7th Aug., 1860	Ditto	20 0 0	7th Aug., 1860
Gap	Barling, J.	1st Feb., 1860	Ditto	40 0 0	1st Feb., 1860
	succeeded by				
	Day, J.	25th Nov., 1861	Ditto	40 0 0	25th Nov., 1861
Germantown	Benari, A.	21st Jan., 1860	Ditto	20 0 0	21st Jan., 1860
Gisborne	Collier, W. *	1st Dec., 1860	Ditto		1st Jan., 1858
Glendaruel	Todd, R.	7th April, 1859	Ditto	20 0 0	7th April, 1859
	succeeded by				
	Bell, T.	20th Feb., 1861	Ditto	20 0 0	20th Feb., 1861
Glengower	Beckett, J.	1st Jan., 1861	Ditto	10 0 0	1st Jan., 1861
Glenlyon	Walton, J.	13th May, 1858	Ditto	20 0 0	13th May, 1858
Glenorchy	Wallace, J.	22nd Mar., 1860	Ditto	40 0 0	22nd Mar., 1860
Gnarwarre	Hoye, M.	1st Jan., 1859	Ditto	20 0 0	1st Jan., 1859
	succeeded by				
	Curtin, Eliza (Postmistress)	1st Jan., 1861	Ditto	20 0 0	1st Jan., 1860
Gordons	Campbell, W.	1st July, 1858	Ditto	30 0 0	1st July, 1858
Great Western	Hatch, J.	1st Aug., 1859	Ditto	30 0 0	1st Aug., 1859
Green Hill	Douglas, W.	1st July, 1861	Ditto	10 0 0	1st July, 1861
Greensborough	Iredale, J.	17th July, 1858	Ditto	20 0 0	17th July, 1858
Growler's Creek	Mitchell, E.	1st Aug., 1860	Ditto	30 0 0	1st Aug., 1860
Guildford	Dewine, Kate (Postmistress)	15th Jan., 1861	Ditto	10 0 0	15th Jan., 1861
Happy Valley	McKeeman, R. J.	2nd April, 1860	Ditto	20 0 0	2nd April, 1860
Harcourt	Ployright, T.	17th Aug., 1858	Ditto	40 0 0	17th Aug., 1858
Hardies Hill	James, W.	1st Sept., 1861	Ditto	10 0 0	1st Sept., 1861
Harrow	Tulloch, T. E.	1st July, 1857	Ditto	40 0 0	1st July, 1857
Hartwell	Hurry, R.	11th July, 1860	Ditto	10 0 0	11th July, 1860
Havelock	Watkins, R.	1st Sept., 1861	Ditto	25 0 0	1st Sept., 1861
Hawthorn	Dickson, H.	5th May, 1860	Ditto	50 0 0	5th May, 1860
Hepburn	Johnson, E. A.	1st Feb., 1859	Ditto	50 0 0	1st Feb., 1859
Hexham	Harriott G. *	7th May, 1858	Ditto		7th May, 1858
Heywood	McKeand, E. L.	22nd Aug., 1857	Ditto	50 0 0	22nd Aug., 1857
	succeeded by				
	McKeand, Helen (Postmistress)	10th May, 1861	Ditto	50 0 0	10th May, 1861
Hinds	Torrens, J.	15th June, 1861	Ditto	35 0 0	15th June, 1861
Hochkirch	Kook, H.	15th Feb., 1861	Ditto	10 0 0	15th Feb., 1861
Horsham	Langlands, George	1st July, 1849	Ditto	50 0 0	1st July, 1849
	succeeded by				
	Langlands, J.	9th Feb., 1861	Ditto	50 0 0	9th Feb., 1861
Hotham	McGibbon, J.	20th Mar., 1860	Ditto	50 0 0	20th Mar., 1860
Hotspur	Stock, J.	23rd Mar., 1860	Ditto	10 0 0	23rd Mar., 1860
Huntley	Cartnell, J.	1st June, 1860	Ditto	30 0 0	1st June, 1860
Indigo	Witt, W.	6th Nov., 1858	Ditto	50 0 0	6th Nov., 1858
	succeeded by				
	Waites, J. T.	25th Sept., 1861	Ditto	50 0 0	25th Sept., 1861
Inglewood	Kendall, F. S.	1st Nov., 1860	Ditto	100 0 0	1st Nov., 1860
	succeeded by				
	Gurden, R. S.	8th July, 1861	Ditto	60 0 0	8th July, 1861
	succeeded by				
	Quinn, T.	4th Dec., 1861	Ditto	60 0 0	4th Dec., 1861
Inkermann	Hayes, W.	1st Dec., 1861	Ditto	19 0 0	1st Dec., 1861
Inverleigh	Murrell, W.	13th Oct., 1856	Ditto	30 0 0	13th Oct., 1856
Italian Gully	Roberts, J. P.	1st Jan., 1860	Ditto	40 0 0	1st Jan., 1860
Jamieson's Diggings	Goold, W.	16th Mar., 1861	Ditto	10 0 0	16th Mar., 1861
Janefield	Peacock, J.	1st Jan., 1856	Ditto	20 0 0	1st Jan., 1856
Jericho	Brown, J.	1st Jan., 1860	Ditto	20 0 0	1st Jan., 1860
Jones' Creek	Cowrie, T.	1st Dec., 1859	Ditto	20 0 0	1st Dec., 1859
Joyce's Creek	Rowe, R.	20th Aug., 1860	Ditto	10 0 0	20th Aug., 1860
Kangaroo	Ferrier, W. L.	21st Oct., 1861	Ditto	20 0 0	21st Oct., 1861
Kangaroo Flat	Gunn, W.	2nd Feb., 1857	Ditto	40 0 0	2nd Feb., 1857
Kangaroo Ground	Ross, A.	1st Oct., 1854	Ditto	20 0 0	1st Oct., 1854
Keilor	Smith, J. H.	30th June, 1857	Ditto	20 0 0	30th June, 1857
	succeeded by				
	Ely, R. G.	19th Aug., 1861	Ditto	20 0 0	19th Aug., 1861
Keilor Road Station	Johnson, M.	26th Aug., 1861	Ditto	10 0 0	26th Aug., 1861
Kensington	Hardwick, J. K.	1st June, 1858	Ditto	20 0 0	1st June, 1858
Kerang	Patchell, W. J. W.	1st Aug., 1860	Ditto	30 0 0	1st Aug., 1860
Kew	Kellatt, W. A.	1st Feb., 1857	Ditto	40 0 0	1st Feb., 1857
Killarney	O'Grady, D.	16th Dec., 1861	Ditto	10 0 0	16th Dec., 1861
Kingower	Catto, J.	1st May, 1855	Ditto	50 0 0	1st May, 1855

NOTE.—The officers marked thus (*) act also as Electric Telegraph Managers. * Post Office Havelock closed 9th September, 1861.

CIVIL ESTABLISHMENT—continued.

Office.	Name.	Date of Appointment.	By whom Appointed, and under what Instrument.	Annual Salary.			Date of First Appointment under the Colonial Government.
				£	s.	d.	
POST OFFICES—continued.							
POSTMASTER AT—							
King Parrot Creek	Ross, C.	7th June, 1860	Governor in Council	10	0	0	7th June, 1860
Kingston	Everard, F. W.	11th Oct., 1858	Ditto	40	0	0	11th Oct., 1858
Koroit	Norman, C.	1st Jan., 1860	Ditto	20	0	0	1st Jan., 1860
Lake Hindmarsh	Ellerman, H. C.	1st Sept., 1861	Ditto	10	0	0	1st Sept., 1861
Lauplough	O'Connor, D. F.	1st Jan., 1860	Ditto	200	0	0	1st Jan., 1860
	succeeded by						
	Eyes, C.	15th Jan., 1861	Ditto	100	0	0	15th Jan., 1861
Lancefield	Beasley, J. B.	20th Jan., 1860	Ditto	20	0	0	20th Jan., 1860
Larpen	Cameron, H.	7th Jan., 1861	Ditto	10	0	0	7th Jan., 1861
Learmonth	McKay, W.	15th Feb., 1858	Ditto	30	0	0	15th Feb., 1858
Lethbridge	Ross, A.	12th Sept., 1857	Ditto	70	0	0	12th Sept., 1857
Lexton	Watson, G.	11th Feb., 1856	Ditto	40	0	0	11th Feb., 1856
Lillydale	Perrin, H.	12th Sept., 1861	Ditto	10	0	0	12th Sept., 1861
Lindsay	Spring, M.	14th Jan., 1861	Ditto	20	0	0	14th Jan., 1861
Linton's	Frank, H.	24th July, 1860	Ditto	60	0	0	5th Nov., 1857
Little River	Keogh, J.	17th Aug., 1858	Ditto	20	0	0	17th Aug., 1858
Lockwood	Brown, F.	15th Feb., 1859	Ditto	20	0	0	15th Feb., 1859
Long Gully	Pentreath, P.	1st Aug., 1857	Ditto	40	0	0	1st Aug., 1857
Longwood	Nunn, J. W.*	1st Mar., 1858	Ditto	15th Oct., 1857
Lower Crossing (Reedy Creek)	Cunningham, M.	5th June, 1861	Ditto	No Salary			5th June, 1861
Lucknow	Drevermann, F. W.	30th Jan., 1858	Ditto	30	0	0	30th Jan., 1858
Maidstone	Pullar, W.	1st Oct., 1858	Ditto	20	0	0	1st Oct., 1858
Maldon	Ellis, A. D.*	1st Jan., 1860	Ditto	1st Sept., 1858
	Lyon, J. (Letter Carrier)	17th May, 1860	Ditto	9s. per working day			17th May, 1860
Malmesbury	Baldry, R.	11th Feb., 1856	Ditto	100	0	0	11th Feb., 1856
Malvern	Brown, J. J.	1st Jan., 1860	Ditto	20	0	0	1st Jan., 1860
McCullum's Creek	McKinlay, A.	1st June, 1860	Ditto	20	0	0	1st June, 1860
McIntyre's	Garratt, H.	22nd Aug., 1860	Ditto	10	0	0	22nd Aug., 1860
Mansfield	Smith, W.	1st Mar., 1860	Ditto	30	0	0	1st Mar., 1860
Marong	Smith, M.	10th May, 1860	Ditto	20	0	0	10th May, 1860
Melton	Shebler, R.	1st Oct., 1860	Ditto	30	0	0	1st Oct., 1860
	succeeded by						
	Ferris, J.	8th April, 1861	Ditto	30	0	0	8th April, 1861
Meredith	Gosling, R.	1st Dec., 1856	Ditto	50	0	0	1st Dec., 1856
Meriang	Trustrum, Ann (Post-mistress)	1st Dec., 1861	Ditto	10	0	0	1st Dec., 1861
Merino	Ford, F.	1st June, 1858	Ditto	30	0	0	1st June, 1858
Merton	Coller, J.	15th Mar., 1859	Ditto	20	0	0	15th Mar., 1859
Mia Mia	Westblade, —	22nd Nov., 1861	Ditto	10	0	0	22nd Nov., 1861
Minersrest	Little, C. J.	1st Sept., 1857	Ditto	30	0	0	1st Sept., 1857
Modewarre	Lawrence, H.	1st Jan., 1859	Ditto	20	0	0	1st Jan., 1859
Moonee Ponds	Hinkins, J. T.	15th Jan., 1861	Ditto	20	0	0	15th Jan., 1861
Moorabool	Baylie, S.	1st Feb., 1860	Ditto	30	0	0	1st Feb., 1860
	succeeded by						
	Simpson, W.	1st Oct., 1861	Ditto	30	0	0	1st Oct., 1861
	Higgs, J.	1st April, 1861	Ditto	20	0	0	1st April, 1861
Morang	Silvester, G. B.	1st July, 1859	Ditto	50	0	0	1st July, 1859
Morrison's	Smith, A.	25th Jan., 1860	Ditto	40	0	0	25th Jan., 1860
Morse's Creek	Pagan, J.	12th Feb., 1859	Ditto	50	0	0	12th Feb., 1859
Mortlake				100	0	0	
Mountain Creek	Arnold, J. F.	5th Jan., 1861	Ditto	from 1 Apr., 1861 150 0 0			5th Jan., 1861
Mount Blackwood	Edwards, T. E.	1st May, 1856	Ditto	50	0	0	1st May, 1856
Mount Blowhard	Muir, D.	18th Nov., 1861	Ditto	10	0	0	18th Nov., 1861
Mount Bolton	Sanderson, R. K.	1st May, 1858	Ditto	20	0	0	1st May, 1858
Mount Doran	Lynch, L.	1st June, 1860	Ditto	20	0	0	1st June, 1860
	succeeded by						
	Montgomery, W.	20th Feb., 1861	Ditto	30	0	0	20th Feb., 1861
Mount Egerton	Murphy, B.	1st July, 1858	Ditto	30	0	0	1st July, 1858
	succeeded by						
	Witherden, E. O.	10th April, 1861	Ditto	30	0	0	10th April, 1861
Mount Jeffcott	Wilson, A.	1st July, 1860	Ditto	10	0	0	1st July, 1860
Mount Moliagul	Eassie, C.	15th Nov., 1858	Ditto	30	0	0	15th Nov., 1858
Mount Pleasant	Prest, J.	1st Jan., 1858	Ditto	20	0	0	1st Jan., 1858
	succeeded by						
	Elstone, S.	11th Feb., 1861	Ditto	20	0	0	11th Feb., 1861
	succeeded by						
	Brown, F.	22nd Nov., 1861	Ditto	20	0	0	22nd Nov., 1861
Mount Pollock	Spencer, T. W.	1st Jan., 1860	Ditto	20	0	0	1st Jan., 1860
Muckleford	Lange, F.	21st March, 1859	Ditto	40	0	0	21st March, 1859
	succeeded by						
	Watson, F.	25th July, 1861	Ditto	40	0	0	25th July, 1861

Post Office, Lower Crossing, closed 8th July, 1861.

The officers marked thus (*) act also as Electric Telegraph Managers.

CIVIL ESTABLISHMENT—continued.

Office.	Name.	Date of Appointment.	By whom Appointed, and under what Instrument.	Annual Salary.		Date of First Appointment under the Colonial Government.
				£	s. d.	
POST OFFICES—continued.						
Murchison	Menon, J. G. ... succeeded by	1st June, 1858	Governor in Council	20	0 0	1st June, 1858
Murgheboluc	Stewart, C. H. ... Morris, Mary A. (Post- mistress)	1st April, 1861 1st July, 1860	Ditto ... Ditto ...	20 10	0 0 0 0	1st April, 1861 1st July, 1860
Murmungee	Stewart, A. ...	1st Nov., 1861	Ditto ...	10	0 0	1st Nov., 1861
Myers' Flat	Allen, Eliza J. (Postmis- tress)	12th Dec., 1859	Ditto ...	20	0 0	12th Dec., 1859
Myrtle Creek	Woodburn, J. ...	20th May, 1860	Ditto ...	20	0 0	20th May, 1860
Narrawang	McInnes, M. ...	1st March, 1859	Ditto ...	20	0 0	1st March, 1859
Navarre	Barker, A. ... succeeded by	1st July, 1857	Ditto ...	20	0 0	1st July, 1857
Navarre Rush	Crcamer, E. ...	11th June, 1861	Ditto ...	20	0 0	11th June, 1861
Newbridge	Peterkin, J. ...	1st June, 1861	Ditto ...	20	0 0	1st June, 1861
New Gisborne	Newington, J. ...	1st Feb., 1858	Ditto ...	30	0 0	1st Feb., 1858
Newham	Hurst, W. ...	1st Sept., 1861	Ditto ...	10	0 0	1st Sept., 1861
Newstead	Roberts, H. ...	16th Sept., 1861	Ditto ...	10	0 0	16th Sept., 1861
Nhill	Langslow, L. ...	6th Aug., 1858	Ditto ...	30	0 0	6th Aug., 1858
Northcote	McPherson, P. ... Bastings, E. ...	1st Sept., 1861 1st Sept., 1854	Ditto ... Ditto ...	10 20	0 0 0 0	1st Sept., 1861 1st Sept., 1854
Oakleigh	Wastell, W. H. ...	1st Oct., 1857	Ditto ...	20	0 0	1st Oct., 1857
Omco	Cameron, J. ... succeeded by	1st Jan., 1858	Ditto ...	30	0 0	1st Jan., 1858
Pakenham	Alibert, A. A. A. ...	1st Feb., 1861	Ditto ...	30	0 0	1st Feb., 1861
Penshurst	Bourke, M. ... Fenwick, W. D. ... succeeded by	1st Feb., 1859 1st Dec., 1860	Ditto ... Ditto ...	20 20	0 0 0 0	1st Feb., 1859 1st Dec., 1860
Pentland Hills	Baxter, P. D. ... Smith, A. ... succeeded by	1st Feb., 1861 16th Oct., 1858	Ditto ... Ditto ...	20 30	0 0 0 0	1st Mar., 1859 16th Oct., 1858
Pentridge	Simmons, H. W. ...	1st July, 1861	Ditto ...	30	0 0	1st July, 1861
Peter's Diggings	Reid, J. G. ...	1st Sept., 1855	Ditto ...	30	0 0	1st Sept., 1855
Pitfield	Edelstein, S. J. ...	9th Dec., 1859	Ditto ...	20	0 0	9th Dec., 1859
Point Nepean	Fernald, B. H. ...	19th Oct., 1857	Ditto ...	30	0 0	19th Oct., 1857
Port Albert	Walker, J. ...	1st April, 1859	Ditto ...	10	0 0	1st April, 1859
Prahran	Ferris, J. ...	21st July, 1856	Ditto ...	100	0 0	21st July, 1856
Preston	White, A. F. ...	18th Feb., 1857	Ditto ...	80	0 0	18th Feb., 1857
Preston Hill	Woods, E., jun. ...	1st Oct., 1859	Ditto ...	20	0 0	1st Oct., 1859
Puebla	Franklin, C. ...	4th Nov., 1861	Ditto ...	30	0 0	4th Nov., 1861
Pyalong	Armstrong, A. ...	1st May, 1860	Ditto ...	20	0 0	1st May, 1860
Quartz Reefs	Doogan, H. ...	1st Nov., 1858	Ditto ...	40	0 0	1st Nov., 1858
Queenscliff	Layzell, W. A. ...	1st June, 1859	Ditto ...	80	0 0	1st June, 1859
Raglan	Dod, C. ... Allen, G.* ... Tonge, H. C. (Letter Car- rier)	1st May, 1853 1st Jan., 1859 18th Sept., 1861	Ditto ... Ditto ... Ditto ...	150 ... 52	0 0 0 0 0 0	1st May, 1853 1st April, 1858 18th Sept., 1861
Ravenswood	Oliver, A. R. T. ...	1st Aug., 1859	Ditto ...	40	0 0	1st Aug., 1859
Redbank	Donne, G. ...	1st April, 1861	Ditto ...	100	0 0	1st April, 1861
Redcastle	Collins, J. ...	1st Sept., 1860	Ditto ...	10	0 0	1st Sept., 1860
Reedy Creek	Easton, G. ...	15th Sept., 1860	Ditto ...	50	0 0	15th Sept., 1860
Richmond	Griffith, B. ... Barrowclough, M. (Acting Postmaster)	1st July, 1858 1st Nov., 1860	Ditto ... Ditto ...	80 80	0 0 0 0	1st July, 1858 1st Nov., 1860
Riddell's Creek	Johnson, B. B. ...	1st June, 1859	Ditto ...	30	0 0	1st June, 1859
Rokewood	White, W. H. ...	1st Oct., 1857	Ditto ...	30	0 0	1st Oct., 1857
Romsey (Five-mile Creek)	Hunt, S. ...	16th Jan., 1858	Ditto ...	20	0 0	16th Jan., 1858
Rosedale	Luke, H. ...	1st July, 1859	Ditto ...	20	0 0	1st July, 1859
Rushworth	Cox, F. ... succeeded by	16th Sept., 1857	Ditto ...	50	0 0	16th Sept., 1857
Rutherglen	Walbran, W. C. ... Orr, J. ... succeeded by	1st May, 1861 1st Nov., 1860	Ditto ... Ditto ...	50 60	0 0 0 0	1st May, 1861 1st Nov., 1860
St. Andrew	McCallum, A. ...	5th Aug., 1861	Ditto ...	60	0 0	5th Aug., 1861
St. Arnaud	Knell, J. C. ...	1st Feb., 1857	Ditto ...	20	0 0	1st Feb., 1857
St. Kilda	Jennings, P. A. ...	1st Oct., 1856	Ditto ...	40	0 0	1st Oct., 1856
St. Leonard's	Arnott, W. ... Coulthard, F. S. ... succeeded by	1st July, 1858 19th Mar., 1860	Ditto ... Ditto ...	80 10	0 0 0 0	1st July, 1858 19th March, 1860
Sale	Smyley, R. ... succeeded by Satterthwaite, J. ... Leeson, J. D. ...	1st July, 1861 1st Aug., 1861 1st Jan., 1857	Ditto ... Ditto ... Ditto ...	10 10 100	0 0 0 0 0 0	1st July, 1861 1st Aug., 1861 1st Jan., 1857

NOTE.—The officer marked thus (*) acts also as Electric Telegraph Manager.

CIVIL ESTABLISHMENT—continued.

Office.	Name.	Date of Appointment.	By whom Appointed, and under what Instrument.	Annual Salary.		Date of First Appointment under the Colonial Government.
				£	s. d.	
POST OFFICES—continued.						
POSTMASTER AT—						
Sandridge	Banks, E.*	1st April, 1860	Governor in Council	...		1st Aug., 1859
	succeeded by					
	Salkeld, H.*	23rd Feb., 1861	Ditto		1st March, 1858
	succeeded by					
	Dore, F.*	1st June, 1861	Ditto		1st June, 1860
	succeeded by					
	Croft, A. C.*	1st Dec., 1861	Ditto		6th Feb., 1860
Sandy Creek (Tarnagulla)	Papineau, J.	1st March, 1859	Ditto	60 0 0		1st March, 1859
	succeeded by					
	Maplestone, C.*	1st Jan., 1861	Ditto		1st April, 1858
Sandy Creek (Ovens)	Powell, W. E.	15th Dec., 1859	Ditto	20 0 0		15th Dec., 1859
	succeeded by					
	Hawthorn, T. D.	1st Nov., 1861	Ditto	20 0 0		1st Nov., 1861
Sebastopol	McLeod, A.	9th March, 1858	Ditto	20 0 0		9th March, 1858
	succeeded by					
	Leith, L.	7th Aug., 1861	Ditto	20 0 0		7th Aug., 1861
Serpentine Creek	Flynn, P.	1st July, 1858	Ditto	20 0 0		1st July, 1858
Seymour	Tiernan, P.	1st Sept., 1854	Ditto	60 0 0		1st Sept., 1854
Shelford	Wilson, Euphemia H. (Post-mistress)	11th Nov., 1858	Ditto	40 0 0		11th Nov., 1858
Shepparton	Knight, F. P.	1st May, 1858	Ditto	20 0 0		1st May, 1858
Skipton	Elder, A. McK.	1st Jan., 1860	Ditto	30 0 0		1st Jan., 1860
Smeaton	Dockery, A.	21st June, 1860	Ditto	10 0 0		21st June, 1860
Smythe's Creek	Lewin, J.	8th Aug., 1859	Ditto	80 0 0		8th Aug., 1859
Snake Valley	Brewer, W. H.	1st Sept., 1860	Ditto	30 0 0		1st Sept., 1860
Snapper Point	Stone, J.	20th July, 1860	Ditto	40 0 0		20th July, 1860
	succeeded by					
	Salkeld, H.*	1st June, 1861	Ditto		1st March, 1858
	succeeded by					
	Tucker, P. K.*	1st Oct., 1861	Ditto		1st Jan., 1857
Snowy Creek	Thompson, W.	1st March, 1859	Ditto	20 0 0		1st March, 1859
Somerton	MacKay, D.	1st July, 1857	Ditto	40 0 0		1st July, 1857
	succeeded by					
	Keane, J. E.	1st June, 1861	Ditto	40 0 0		1st June, 1861
South Yarra	Taylor, E. B.	21st June, 1858	Ditto	70 0 0		21st June, 1858
Spring Gully	Malone, J.	26th Aug., 1861	Ditto	10 0 0		26th Aug., 1861
Springs	Bayston, H.	20th April, 1860	Ditto	20 0 0		20th April, 1860
Staffordshire Reef	Landles, J.	1st Dec., 1861	Ditto	10 0 0		1st Dec., 1861
Stanley	Mathieson, J.	1st Oct., 1857	Ditto	30 0 0		1st Oct., 1857
Steiglitz	Lawson, R. A.	1st April, 1858	Ditto	50 0 0		1st April, 1858
	succeeded by					
	Cooper, W. R.	1st Dec., 1861	Ditto	50 0 0		1st Dec., 1861
Stratford	Lloyd, T.	1st May, 1858	Ditto	30 0 0		1st May, 1858
Strathdoddon	Wilson, F. T.	20th Sept., 1858	Ditto	30 0 0		20th Sept., 1858
Streatham	Jackson, W.*	1st Aug., 1859	Ditto		1st July, 1858
	succeeded by					
	Murray, K. L.*	1st Nov., 1861	Ditto		1st June, 1861
	succeeded by					
	Dore, F.*	1st Dec., 1861	Ditto		1st June, 1860
Sulky Gully	Brown, E.	15th Aug., 1860	Ditto	20 0 0		15th Aug., 1860
	succeeded by					
	Gurney, J. J.	1st Jan., 1861	Ditto	20 0 0		1st Jan., 1861
Sunbury	Jeremy, J.	3rd Nov., 1860	Ditto	40 0 0		3rd Nov., 1860
	succeeded by					
	Ginn, T. L.	5th July, 1861	Ditto	40 0 0		5th July, 1861
Sutherland Creek	Lowe, W.	15th Feb., 1860	Ditto	20 0 0		15th Feb., 1860
Swan Hill	Dick, T.	1st Aug., 1860	Ditto	40 0 0		1st Aug., 1860
	succeeded by					
	McLennan, S.	20th Feb., 1861	Ditto	40 0 0		20th Feb., 1861
Tallarook	Rogers, J.	1st April, 1861	Ditto	10 0 0		1st April, 1861
Taradale	Lerew, J.	20th June, 1857	Ditto	100 0 0		20th June, 1857
	succeeded by					
	Ellis, Hy.*	27th Dec., 1861	Ditto		15th Nov., 1861
Tarraville	Liston, J. F.	1st Nov., 1854	Ditto	30 0 0		1st Nov., 1854
Tarrawingee	Ladson, T. T.	1st Oct., 1858	Ditto	20 0 0		1st Oct., 1858
Tea-tree Creek	MacKay, D.	1st Sept., 1860	Ditto	10 0 0		1st Sept., 1860
	succeeded by					
	MacKay, M.	11th Feb., 1861	Ditto	10 0 0		11th Feb., 1861
Templestowe	Field, J.	1st July, 1860	Ditto	10 0 0		1st July, 1860
Terang	Stansmore, S. F.	1st March, 1859	Ditto	20 0 0		1st March, 1859
Toorak	Gunning, J.	1st July, 1858	Ditto	20 0 0		1st July, 1858
Tootgarook	Mitchell, G.	1st July, 1860	Ditto	20 0 0		1st July, 1860
Traralgon	Campbell, D.	1st Jan., 1861	Ditto	10 0 0		1st Jan., 1861
Tullamarine	Hendry, J.	4th March, 1859	Ditto	20 0 0		4th March, 1859

The officers marked thus (*) act also as Electric Telegraph Managers.

CIVIL ESTABLISHMENT—continued.

Office.	Name.	Date of Appointment.	By whom Appointed, and under what Instrument.	Annual Salary.	Date of First Appointment under the Colonial Government.
				£ s. d.	
POST OFFICES—continued.					
POSTMASTER AT— Tylden ...	Simpson, W. P. ... succeeded by Clayton, H. H. ...	7th Jan., 1860 6th March, 1861	Governor in Council Ditto ...	20 0 0 20 0 0	7th Jan., 1860 6th March, 1861
Vaughan ...	Chapman, J. ...	15th Mar., 1859	Ditto ...	40 0 0	15th March, 1859
Violettown ...	Underwood, J. A. ... succeeded by Hobson, J. ...	1st Feb., 1859 18th Feb., 1861	Ditto ... Ditto ...	40 0 0 40 0 0	1st Feb., 1859 18th Feb., 1861
Wahgunyah ...	Baldock, C. G. ... succeeded by Bridge, R. B. ...	1st April, 1860 1st Jan., 1861	Ditto ... Ditto ...	40 0 0 40 0 0	1st April, 1860 1st Jan., 1861
Wallan Wallan ...	Kilborn, R.* ... Hall, T. ... succeeded by Sinclair, A. ...	1st June, 1861 1st April, 1858 1st March, 1861	Ditto ... Ditto ... Ditto 40 0 0	1st Jan., 1858 1st April, 1858 1st March, 1861
Walwa ...	Watson, S. G. ...	1st March, 1861	Ditto ...	10 0 0	1st March, 1861
Wangaratta ...	Lucas, E. ... succeeded by Thwaites, J.* ... succeeded by Poyntz, A.* ¹ ... succeeded by Shields, W.* ...	11th May, 1855 1st Jan., 1861 1st June, 1861 12th Aug., 1861	Ditto ... Ditto ... Ditto ... Ditto ...	60 0 0	11th May, 1855 1st Aug., 1858 15th Dec., 1858 8th Jan., 1858
Wannon ...	Cameron, A. ...	11th Feb., 1861	Ditto ...	10 0 0	11th Feb., 1861
Warrandyte ...	Hewitt, F. ...	6th Feb., 1858	Ditto ...	20 0 0	6th Feb., 1858
Warreneep ...	Haines, C. ... succeeded by Collier, W. ... succeeded by Johnson, B. B. ...	1st May, 1860 1st July, 1861 1st Dec., 1861	Ditto ... Ditto ... Ditto ...	20 0 0 20 0 0 20 0 0	1st May, 1860 1st July, 1861 1st Dec., 1861
Warringal ...	Euge, R. ...	23rd May, 1860	Ditto ...	40 0 0	23rd May, 1860
Waterloo ...	Henderson, L. ... succeeded by Carter, J. ... succeeded by Frusher, J. ...	1st Nov., 1860 7th Mar., 1861 17th Sept., 1861	Ditto ... Ditto ... Ditto ...	10 0 0 10 0 0 10 0 0	1st Nov., 1860 7th March, 1861 17th Sept., 1861
Wedderburn ...	Gray, J. R. ...	3rd Nov., 1858	Ditto ...	60 0 0	3rd Nov., 1858
Welshman's Reef ...	Morris, M. ...	11th Oct., 1861	Ditto ...	10 0 0	11th Oct., 1861
Welshpool ...	Martin, E. ...	15th Aug., 1859	Ditto ...	20 0 0	15th Aug., 1859
Werracknebeal ...	Fleming, J. K. ...	1st Sept., 1861	Ditto ...	10 0 0	1st Sept., 1861
Whim Holes ...	Field, T. ...	12th Nov., 1861	Ditto ...	10 0 0	12th Nov., 1861
Whipstick ...	Schumann, O. F. ... succeeded by Bennett, J. ...	1st April, 1858 1st Aug., 1861	Ditto ... Ditto ...	20 0 0 20 0 0	1st April, 1858 1st Aug., 1861
White Hills ...	Butler, G. S. ...	21st Aug., 1857	Ditto ...	40 0 0	21st Aug., 1857
Whittlesea ...	Ashley, A. ...	1st April, 1855	Ditto ...	20 0 0	1st April, 1855
Whroo... ...	Thompson, G. ...	1st Mar., 1858	Ditto ...	20 0 0	1st Mar., 1858
Wickliffe ...	Connor, G. ... succeeded by Harriott, George ...	1st July, 1859 7th Feb., 1861	Ditto ... Ditto ...	50 0 0 70 0 0	1st July, 1859 7th Feb., 1861
Winchelsea ...	Stirling, W. ...	1st Oct., 1860	Ditto ...	30 0 0	1st Oct., 1860
Woodend ...	Thorburn, R. H. ... succeeded by Haines, R. ...	1st Nov., 1856 1st Sept., 1861	Ditto ... Ditto ...	60 0 0 60 0 0	1st Nov., 1861 1st Sept., 1861
Woodford ...	Patison, J. M. ...	15th Apr., 1859	Ditto ...	20 0 0	15th Apr., 1859
Woodstock ...	Whitty, J. ...	9th Jan., 1858	Ditto ...	20 0 0	9th Jan., 1858
Woolshed ...	Alexander, H. (Postmistress) ... succeeded by Murray, H. ...	1st Dec., 1858 9th Oct., 1861	Ditto ... Ditto ...	20 0 0 20 0 0	1st Dec., 1858 9th Oct., 1861
Woolsthorpe ...	Mackie, P. ...	6th Aug., 1861	Ditto ...	10 0 0	6th Aug., 1861
Wyndham ...	Heath, R. ...	12th Jan., 1858	Ditto ...	20 0 0	12th Jan., 1858
Yackandandah ...	Casson, W. J. ... succeeded by Green, J. L. ² * ... succeeded by O'Connell, H. F. * ... succeeded by Lalkeld, H. * ...	10th June, 1856 1st June, 1861 26th Aug., 1861 1st Oct., 1861	Ditto ... Ditto ... Ditto ... Ditto ...	60 0 0	10th June, 1856 18th July, 1859 1st Aug., 1859 1st Mar., 1858
Yallock ...	Hood, J. ...	1st Aug., 1860	Ditto ...	10 0 0	1st Aug., 1860
Yambuk ...	Doherty, O. ...	15th Apr., 1859	Ditto ...	20 0 0	15th Apr., 1859
Yandoit ...	Heyneman, G. C. ...	11th Oct., 1860	Ditto ...	50 0 0	11th Oct., 1860
Yan Yean ³ ...	Brown, J. ...	1st July, 1859	Ditto ...	20 0 0	1st July, 1859
Yapeen ...	Mouat, G. ...	20th June, 1861	Ditto ...	10 0 0	20th June, 1861

¹ Dismissed.² Dismissed.³ The post office at Yan Yean was closed on the 31st March, 1861.

NOTE—The officers marked thus (*) act also as Electric Telegraph Managers.

CIVIL ESTABLISHMENT—continued.

Office.	Name.	Date of Appointment.	By whom Appointed, and under what Instrument.	Annual Salary.	Date of First Appointment under the Colonial Government.
				£ s. d.	
POST OFFICES—continued.					
POSTMASTER AT—					
Yarra Flats	Petty, J. H.	11th Jan., 1861	Governor in Council	10 0 0	11th Jan., 1861
Yarram Yarram	Colliss, T.	1st Feb., 1861	Ditto	10 0 0	1st Feb., 1861
Yea	Jenkins, E.	20th June, 1860	Ditto	40 0 0	20th June, 1860
	succeeded by				
	Wall, S. A.	25th May, 1861	Ditto	40 0 0	25th May, 1861
Yowen Hill	Kinnear, R. H. ...	1st April, 1856	Ditto	20 0 0	1st April, 1856
	succeeded by				
	Davies, H.	1st Jan., 1861	Ditto	20 0 0	1st Jan., 1861
ELECTRIC TELEGRAPHS.					
General Superintendent of Electric Telegraph	McGowan, Samuel Walker	1st Mar., 1854	The Governor under Her Majesty's Warrant	800 0 0	1st March, 1854
Accountant	Buchanan, Wm. Reginald	1st Dec., 1856	The Governor ...	400 0 0	3rd June, 1853
Clerk	Scurfield, John Barwise ¹ ...	18th Feb., 1861	Governor in Council	80 0 0	18th Feb., 1861
	succeeded by				
	Elstob, Thomas Wilson ...	1st Dec., 1861	Ditto	80 0 0	22nd Nov., 1860
Manager, Melbourne Station	James, Thomas Reynolds	1st April, 1854	The Governor ...	400 0 0	1st April, 1854
Book-keeper, ditto	Warry, Robert	1st April, 1859	Governor in Council	325 0 0	1st April, 1859
Receiving Clerk, ditto ...	Brooks, Leicester	1st Aug., 1858	Ditto	150 0 0	1st Aug., 1858
Ditto, ditto	Fearon, James	16th Jan., 1861	Ditto	150 0 0	14th April, 1858
Operator, ditto	Caldwell, George Stewart	1st Dec., 1854	The Governor ...	275 0 0	1st Dec., 1854
Ditto, ditto	Smibert, George	1st Mar., 1858	Governor in Council	250 0 0	1st March, 1858
Ditto, ditto	O'Connell, Henry Frank ...	1st Aug., 1859	Ditto	200 0 0	1st Aug., 1859
Ditto, ditto	Croft, William	1st Dec., 1857	Ditto	200 0 0	1st Dec., 1857
Assistant Operator, ditto	Clay, Ralph Stephen	1st Sept., 1858	Ditto	175 0 0	1st Sept., 1858
Ditto, ditto	Allan, Thomas Lipsón	1st May, 1858	Ditto	150 0 0	1st May, 1858
Ditto, ditto	Hamilton, William Penn	17th Oct., 1859	Ditto	150 0 0	17th Oct., 1859
Ditto, ditto	Mickle, David	13th Mar., 1858	Ditto	150 0 0	13th Mar., 1858
Ditto, ditto	Hannab, John	1st Sept., 1860	Ditto	150 0 0	1st Sept., 1860
Ditto, ditto, in training ...	Mathews, James Bennie ...	1st Mar., 1859	Ditto	100 0 0	1st Mar., 1859
Ditto, ditto, ditto	Smith, John	18th Nov., 1859	Ditto	100 0 0	18th Nov., 1859
Junior Assistant in training	D'Arcy, William	1st June, 1861	Ditto	80 0 0	1st June, 1861
Ditto	Williams, William Watson	1st June, 1861	Ditto	80 0 0	1st June, 1861
Manager, Geelong	James, William Hill ² ...	21st Sept., 1854	The Governor ...	325 0 0	28th April, 1853
	succeeded by				
	Penton, David Russell	1st May, 1854	Ditto	325 0 0	1st May, 1854
Assistant Operator, ditto...	Smith, Augustus	2nd March, 1855	Ditto	200 0 0	2nd March, 1855
Ditto, ditto	Smith, Edward	8th Aug., 1856	Ditto	150 0 0	8th August, 1856
Manager, Ballaarat	Bechervaise, Wm. Philip	1st Dec., 1856	Ditto	300 0 0	1st Dec., 1856
Assistant Operator, ditto...	Merchant, Frederick	1st Aug., 1859	Governor in Council	150 0 0	1st August, 1859
Manager, Sandhurst	Penton, David Russell ³ ...	1st May, 1854	Ditto	300 0 0	1st May, 1854
	succeeded by				
	Deverell, Spencer Reeding	19th Nov., 1857	Ditto	300 0 0	19th Nov., 1857
Assistant Operator, ditto...	Farrar, Frederick	1st Nov., 1858	Ditto	150 0 0	1st Nov., 1858
Manager, Beechworth	Burkitt, Horace ⁴	23rd Mar., 1857	Ditto	300 0 0	13th Feb., 1854
	succeeded by				
	Hodgson, Robert Buckley	1st June, 1858	Ditto	300 0 0	1st June, 1858
Assistant Operator, ditto...	Burkitt, Arthur	5th Feb., 1858	Ditto	150 0 0	5th Feb., 1858
Manager, Castlemaine	Green, Thomas	1st March, 1859	Ditto	300 0 0	1st March, 1859
Ditto, Ararat	Hodgson, Robert Buckley ⁵	1st June, 1858	Ditto	275 0 0	1st June, 1858
	succeeded by				
	Murray, Kynaston Lathrop	1st June, 1861	Ditto	275 0 0	1st June, 1861
Ditto, Maryborough	Deverell, Spencer Reeding ⁶	19th Nov., 1857	Ditto	275 0 0	19th Nov., 1857
	succeeded by				
	Fisher, James	8th Feb., 1858	Ditto	275 0 0	8th Feb., 1858
Ditto, Wangaratta	Poyntz, Arthur ⁷	15th Dec., 1858	Ditto	250 0 0	15th Dec., 1858
	succeeded by				
	Shields, William	8th Jan., 1858	Ditto	250 0 0	8th Jan., 1858
Ditto, Daylesford	Nicol, John	1st August, 1859	Ditto	250 0 0	1st Aug., 1859
Ditto, Kilmore	Payne, Wm. Stead Fred...	1st June, 1854	The Governor ...	250 0 0	1st June, 1854
Ditto, Gisborne	Collier, William	13th Feb., 1857	Ditto	250 0 0	13th Feb., 1857
Ditto, Hexham	Harriott, George	1st April, 1858	Governor in Council	250 0 0	1st Feb., 1854
Ditto, Benalla	Krone, Alfred Lionel	1st April, 1858	Ditto	250 0 0	1st April, 1858
Ditto, Longwood	Nunn, Joshua Walter	15th Oct., 1857	The Governor ...	250 0 0	15th Oct., 1857
Ditto, Clunes	Collier, James Lyon	1st Sept., 1860	Governor in Council	250 0 0	17th Feb., 1858
Ditto, Chiltern	Pearce, Andrew ⁸	6th April, 1859	Ditto	250 0 0	6th April, 1859
	succeeded by				
	Banks, Edmund	1st August, 1859	Ditto	250 0 0	1st August, 1859

¹ Transferred to Back Creek Station as Messenger, from 1st December.

² Deceased.

³ Transferred to Geelong Station 25th March, 1861.

⁴ Resigned 1st November, 1861.

⁵ Transferred to Beechworth Station 1st December, 1861.

⁶ Transferred to Sandhurst 25th March, 1861.

⁷ Dismissed 10th August, 1861.

⁸ Dismissed 15th October, 1861.

CIVIL ESTABLISHMENT—continued.

Office.	Name.	Date of Appointment.	By whom Appointed, and under what Instrument.	Annual Salary.			Date of First Appointment under the Colonial Government.
				£	s.	d.	
ELECTRIC TELEGRAPHS—continued.							
Manager, Heathcote ...	McInnes, Lachlan ...	1st Jan., 1859	Governor in Council	300	0	0	1st Jan., 1859
Ditto, Streatham ...	Jackson, William ¹ ...	1st July, 1858	Ditto ...	250	0	0	1st July, 1858
	succeeded by						
	Dore, Frederick ...	1st June, 1860	Ditto ...	250	0	0	1st June, 1860
Ditto, Tarnagulla ...	Maplestone, Charles Mash ...	1st April, 1858	Ditto ...	250	0	0	1st April, 1858
Ditto, Wahgunyah ...	Kilborn, Roderick ...	1st Jan., 1858	Ditto ...	250	0	0	1st Jan., 1858
Ditto, Yackandandah ...	Creen, James Lynn ² ...	18th July, 1859	Ditto ...	250	0	0	18th July, 1859
	succeeded by						
	Salkeld, Henry ...	1st March, 1858	Ditto ...	250	0	0	1st March, 1858
Ditto, Dunolly ...	Daniell, Edward ...	1st Jan., 1859	Ditto ...	275	0	0	1st Jan., 1859
Ditto, Portland ...	Burkitt, Walter ...	1st June, 1857	The Governor ...	275	0	0	1st June, 1857
Ditto, Echuca ...	Forbes, Donald William ...	15th Dec., 1858	Governor in Council ...	275	0	0	15th Dec., 1858
Ditto, Raglan ...	Allan, George, jun. ...	1st April, 1858	Ditto ...	275	0	0	1st April, 1858
Ditto, Warrnambool ...	Rackham, Thos. Robert ...	19th Nov., 1857	The Governor ...	300	0	0	19th Nov., 1857
Ditto, Kyneton ...	Hallifax, Ambrose William ...	1st Sept., 1860	Governor in Council ...	300	0	0	1st Nov., 1853
Ditto, Queenscliff ...	Vivian, Samuel Coad ...	31st Dec., 1854	The Governor ...	275	0	0	1st Jan., 1854
Assistant in charge, Point Lonsdale	Green, Fanny, Miss ...	10th Sept., 1861	Governor in Council ...	60	0	0	10th Sept., 1861
Manager, Williamstown ...	Smibert, James ...	8th Feb., 1858	Ditto ...	275	0	0	8th Feb., 1858
Ditto, Belfast ...	Lynar, James Alexander ...	4th Feb., 1858	Ditto ...	300	0	0	4th Feb., 1858
Ditto, Creswick ...	Thwaites, Joshua ...	1st August, 1858	Ditto ...	275	0	0	1st August, 1858
Ditto, Maldon ...	Ellis, Arthur Danvers ...	1st Sept., 1858	Ditto ...	275	0	0	1st Sept., 1858
Ditto, Belvoir ...	Coverdale, James ...	1st Nov., 1858	Ditto ...	275	0	0	1st Nov., 1858
Ditto, Back Creek ...	Colles, James ...	1st Sept., 1860	Ditto ...	275	0	0	19th Nov., 1854
Ditto, Albury ...	Deverell, Reeding Wycham ...	1st May, 1858	Ditto ...	300	0	0	1st May, 1858
Assistant Operator, ditto...	Watson, Charles Archer ...	1st Dec., 1858	Ditto ...	150	0	0	1st Dec., 1858
Manager, Mount Gambier	Stapleton, James Laurence ...	1st March, 1859	Ditto ...	300	0	0	1st March, 1859
Assistant Operator, ditto...	Gay, Thomas ...	1st Jan., 1857	Ditto ...	150	0	0	1st Jan., 1857
Manager, Snapper Point...	Tucker, Philip King ...	1st Jan., 1857	The Governor ...	200	0	0	1st Jan., 1857
Ditto, Cape Otway ...	Payter, Joseph William ...	1st August, 1855	Ditto ...	250	0	0	1st August, 1855
Operator in charge, Sandridge	Dore, Frederick ³ ...	1st June, 1860	Governor in Council ...	175	0	0	1st June, 1860
	succeeded by						
	Croft, Albion Charles ...	6th Feb., 1860	Ditto ...	175	0	0	6th Feb., 1860
Ditto, Hamilton ...	Weston, William ...	15th March, 1858	Ditto ...	200	0	0	15th March, 1858
Manager, Avoca ...	Woodward, John Habert ...	1st Dec., 1858	Ditto ...	300	0	0	1st Dec., 1858
Operator in charge, Stawell	Badge, Charles Grattan ...	1st Jan., 1861	Ditto ...	180	0	0	1st Jan., 1861
Ditto, Inglewood ...	Farrar, Frederick ⁴ ...	25th Oct., 1861	Ditto ...	150	0	0	1st Nov., 1858
Ditto, Carisbrook ...	Banks, Edmund ⁵ ...	1st August, 1859	Ditto ...	175	0	0	1st August, 1859
	succeeded by						
	Groves, George Emmett ...	1st Sept., 1860	Ditto ...	175	0	0	1st Sept., 1860
Ditto, Taradale ...	Ellis, Henry ...	15th Nov., 1861	Ditto ...	180	0	0	15th Nov., 1861
Manager, Cape Schank ...	Reed, Thomas ...	1st April, 1858	Ditto ...	200	0	0	1st April, 1858
Ditto, Woodend ...	Gay, Charles Henry ...	1st Oct., 1861	Ditto ...	180	0	0	1st Oct., 1861
Operator, Spencer-street station	Corbet, Frederick Vincent ...	1st April, 1860	Ditto ...	150	0	0	1st April, 1860

¹ Resigned 31st October, 1861.² Dismissed 25th August, 1861.³ Transferred to Streatham 1st November, 1861.⁴ Appointed temporarily as Operator at Inglewood, without additional salary.⁵ Transferred to Chiltern Station 15th November, 1861.

SECRETARY OF RAILWAYS.

SECRETARY'S OFFICE.

Commissioner of Railways	Houston, John ...	21st May, 1861	The Governor ...	1,200	0	0	21st May, 1861
Secretary	Nash, Richard ...	19th Nov., 1860	Governor in Council	800	0	0	1st Oct., 1852
Chief Clerk	Hewitt, J. J. ...	1st Jan., 1857	Ditto ...	500	0	0	1st Jan., 1857
Accountant	Mathison, Anthony ...	19th Nov., 1860	Ditto ...	500	0	0	20th June, 1853
Clerk	Jowers, Hy. St. John ...	1st July, 1856	Ditto ...	350	0	0	1st July, 1856
Ditto	Auketell, John ...	15th June, 1859	Ditto ...	300	0	0	1st Mar., 1858
Ditto	Denys, A. F. ¹ ...	19th Nov., 1860	Ditto ...	200	0	0	19th Nov., 1860
Ditto	Elderton, H. C. A. ² ...	1st Oct., 1860	Ditto ...	150	0	0	13th Mar., 1859
Ditto	Downey, M. H. ...	29th July, 1861	Ditto ...	150	0	0	29th July, 1861
AUDIT BRANCH.							
Audit Clerk	Down, Jas. ...	1st Jan., 1859	Ditto ...	350	0	0	16th April, 1858
Ditto	Echon, W. M. ...	27th Jan., 1859	Ditto ...	250	0	0	27th Jan., 1859
Ditto	Down, S. J. ...	27th Jan., 1859	Ditto ...	150	0	0	27th Jan., 1859
Ditto	Odgers, John L. ...	4th Sept., 1860	Ditto ...	100	0	0	4th Sept., 1860
Ditto	King, Hy. J. ...	21st Jan., 1861	Ditto ...	100	0	0	21st Jan., 1861
Ditto	King, David M. ...	11th July, 1861	Ditto ...	100	0	0	11th July, 1861
Messenger	Phair, Thos. ³ ...	1st Jan., 1857	Ditto ...	120	0	0	18th Oct., 1856
Ditto	Lucas, W. ...	21st Oct., 1861	Ditto ...	120	0	0	21st Oct., 1861
Ditto	Phillips, W. ...	21st Oct., 1861	Ditto ...	60	0	0	21st Oct., 1861

¹ Transferred to Water Department 1st May, 1861.² Promoted to the vacancy created by Mr. Denys' removal on the 1st May, 1861.³ Promoted to Clerk in Traffic Branch, at a salary of £175, on 21st October, 1861.

CIVIL ESTABLISHMENT—continued.

Office.	Name.	Date of Appointment.	By whom Appointed, and under what Instrument.	Annual Salary.		Date of First Appointment under the Colonial Government.
				£	s. d.	
TRAFFIC SUPERINTENDENT.						
Traffic Superintendent ...	Hammet, W. P. ¹ ...	24th Nov., 1858	Governor in Council	500	0 0	24th Nov., 1858
Ditto ...	Carruthers, John ...	20th May, 1861	Ditto ...	500	0 0	20th May, 1861
Chief Clerk ...	Clark, Thos. H. ...	20th Dec., 1858	Ditto ...	350	0 0	20th Dec., 1858
Pay Clerk and Inspector of Police	Rochfort, L. J. ...	12th Jan., 1859	Ditto ...	275	0 0	12th Jan., 1859
Cashier and Collector ...	O'Rorke, J. ...	24th Jan., 1859	Ditto ...	300	0 0	24th Jan., 1859
Station Master ...	Harvey, J. ² ...	1st Oct., 1857	Ditto ...	400	0 0	1st Oct., 1857
Ditto ...	Hammet, W. P. ...	20th May, 1861	Ditto ...	400	0 0	24th Nov., 1858
Goods Manager...	Browne, J. N. ...	10th Jan., 1859	Ditto ...	350	0 0	10th Jan., 1859
Pier Master ...	Blackburn, J. B. ...	1st Jan., 1859	Ditto ...	350	0 0	1st Jan., 1859
Station Master ...	Moore, H. ...	1st Jan., 1859	Ditto ...	300	0 0	1st Jan., 1859
Ditto ...	Cadwallader, W. ...	1st Sept., 1860	Ditto ...	275	0 0	1st Sept., 1860
Ditto ...	Jeremy, J. ³ ...	12th Jan., 1859	Ditto ...	250	0 0	12th Jan., 1859
Ditto ...	Becket, C. ...	1st Aug., 1859	Ditto ...	200	0 0	8th Feb., 1859
Ditto ...	Durell, E. ...	1st Oct., 1857	Ditto ...	200	0 0	1st Oct., 1857
Ditto ...	Macminn, J. T. ⁴ ...	12th Jan., 1859	Ditto ...	183	0 0	12th Jan., 1859
Ditto ...	Stead, J. C. ⁵ ...	23rd May, 1861	Ditto ...	183	0 0	15th Aug., 1859
Ditto ...	Wetherall, G. J. ...	1st Sept., 1860	Ditto ...	150	0 0	24th Jan., 1859
Ditto ...	Calvert, J. ...	1st Jan., 1860	Ditto ...	150	0 0	24th Jan., 1859
Ditto ...	Harrison, J. ...	1st June, 1859	Ditto ...	150	0 0	1st June, 1859
Ditto ...	Stead, J. C. ...	15th Aug., 1859	Ditto ...	150	0 0	15th Aug., 1859
Ditto ...	Johnson, M. ...	23rd May, 1861	Ditto ...	150	0 0	1st Dec., 1859
Ditto ...	Ginn, T. L. ⁶ ...	21st Jan., 1860	Ditto ...	150	0 0	24th Jan., 1859
Ditto ...	Barter, H. M. ...	1st Sept., 1860	Ditto ...	150	0 0	1st Sept., 1860
Ditto ...	Keogh, J. ...	1st Sept., 1860	Ditto ...	150	0 0	1st Sept., 1860
Ditto ...	Scott, B. T. ...	1st Sept., 1860	Ditto ...	150	0 0	1st Sept., 1860
Ditto ...	Alforce, S. ⁷ ...	24th Jan., 1859	Ditto ...	100	0 0	24th Jan., 1859
Ditto ...	McElwee, W. ...	1st Sept., 1860	Ditto ...	100	0 0	1st Sept., 1860
Ditto ...	Symington, G. ...	5th July, 1861	Ditto ...	100	0 0	5th July, 1861
Station Mistress	Rollins, Jane ⁷ ...	1st Sept., 1860	Ditto ...	25	0 0	1st Sept., 1860
Ditto ...	Stuart, Frances ⁸ ...	16th Sept., 1861	Ditto ...	25	0 0	16th Sept., 1861
Ditto ...	Baker, Annie Louisa ...	1st Oct., 1861	Ditto ...	25	0 0	1st Sept., 1861
Clerk ...	Hayes, Edward ...	24th Jan., 1859	Ditto ...	300	0 0	24th Jan., 1859
Ditto ...	Tierney, M. ...	8th Aug., 1859	Ditto ...	250	0 0	8th Aug., 1859
Ditto ...	Dwyer, J. ...	17th June, 1859	Ditto ...	250	0 0	17th June, 1859
Ditto ...	Fyfe, W. ...	24th Jan., 1859	Ditto ...	250	0 0	24th Jan., 1859
Ditto ...	Manly, R. ...	24th Jan., 1859	Ditto ...	225	0 0	24th Jan., 1859
Ditto ...	O'Malley, J. ⁹ ...	24th Jan., 1859	Ditto ...	200	0 0	24th Jan., 1859
Ditto ...	Johnstone, F. ...	24th Jan., 1859	Ditto ...	200	0 0	24th Jan., 1859
Ditto ...	Henry, J. ...	23rd Mar., 1861	Ditto ...	200	0 0	12th Jan., 1859
Ditto ...	McGregor, J. ...	1st Sept., 1860	Ditto ...	200	0 0	1st Sept., 1860
Ditto ...	Bruce, J. ...	1st Sept., 1860	Ditto ...	200	0 0	1st Sept., 1860
Ditto ...	Anderson, J. ...	1st Sept., 1860	Ditto ...	175	0 0	1st Sept., 1860
Ditto ...	Dowling, J. ...	1st Jan., 1861	Ditto ...	175	0 0	24th Jan., 1859
Ditto ...	Burton, C. W. ...	1st Jan., 1861	Ditto ...	175	0 0	24th Jan., 1859
Ditto ...	Pain, J. B. ...	1st Jan., 1861	Ditto ...	175	0 0	24th Jan., 1859
Ditto ...	Gill, C. S. ¹⁰ ...	20th April, 1859	Ditto ...	175	0 0	20th April, 1859
Ditto ...	Phair, T. ...	10th Oct., 1861	Ditto ...	175	0 0	18th Oct., 1856
Ditto ...	Sharp, T. C. ...	10th Oct., 1861	Ditto ...	175	0 0	10th Oct., 1861
Ditto ...	Lusignan, H. A. ¹¹ ...	19th Nov., 1860	Ditto ...	150	0 0	19th Nov., 1860
Ditto ...	Dunn, W. ...	1st Feb., 1861	Ditto ...	150	0 0	17th Jan., 1859
Ditto ...	Kent, H. ...	1st April, 1859	Ditto ...	100	0 0	1st April, 1859
Ditto ...	Moore, W. ...	10th Nov., 1860	Ditto ...	100	0 0	10th Nov., 1860
Ditto ...	Franks, J. E. F. ...	1st Feb., 1861	Ditto ...	100	0 0	1st Feb., 1861
Ditto ...	Wetherall, T. H. ...	11th Mar., 1861	Ditto ...	75	0 0	11th Mar., 1861
Messenger	Dunn, W. ...	17th Jan., 1859	Ditto ...	100	0 0	17th Jan., 1859
Ditto ...	Moore, W. ...	1st Feb., 1861	Ditto ...	100	0 0	10th Nov., 1860

¹ Resigned the office of Superintendent, 20th May, and accepted that of Station Master, Melbourne.
² Dismissed 5th May, and subsequently re-appointed at Woodend at same salary.
³ Transferred to the charge of Gisborne Station 5th July.
⁴ Was dismissed on 23rd May, and J. Stead (5) appointed in his place.
⁵ On 1st January, 1861, transferred to the Melbourne Goods Sheds, in consequence of Albion and Holden Stations being closed for traffic. On the extension of the line to Woodend, on 5th July, they respectively took charge of Sunbury and Riddell's Creek Stations.
⁶ Resigned 30th September, 1861.
⁷ Resigned 30th September.
⁸ Transferred from Diggers Rest to Woodend on 8th October.
⁹ Dismissed 21st January, 1861, and W. Dunn appointed clerk in his place.
¹⁰ C. S. Gill was transferred from Diggers Rest to Woodend on 8th October.
¹¹ Dismissed 21st January, 1861, and W. Dunn appointed clerk in his place.

ENGINEER IN CHIEF OF RAILWAYS.

Engineer in Chief ...	Higinbotham, T. ...	May, 1860 ...	Governor in Council	1,200	0 0	January, 1858
Resident Engineer ...	Adams, R. ¹ ...	August, 1855...	Ditto ...	700	0 0	July, 1855
	succeeded by					
District Engineer ...	Wells, A. ...	February, 1861	Ditto ...	700	0 0	April, 1857
Ditto ...	Greene, W. H.* ...	July, 1855 ...	Ditto ...	600	0 0	July, 1855
Ditto ...	Hull, W. B.* ...	August, 1854...	Ditto ...	600	0 0	August, 1854
Ditto ...	Macarthy, J. A.* ...	Nov., 1856 ...	Ditto ...	600	0 0	November, 1856
Ditto ...	Watson, R.* ...	Nov., 1854 ...	Ditto ...	600	0 0	November, 1854
Ditto ...	Hardie, W. F.* ...	May, 1855 ...	Ditto ...	600	0 0	May, 1855
Ditto ...	Knight, G. W. ...	April, 1857 ...	Ditto ...	550	0 0	April, 1857

¹ Left the Department in February, 1861.

* These gentlemen have an allowance of £140 per annum each in lieu of equipment, forage, &c.

CIVIL ESTABLISHMENT—continued.

Office.	Name.	Date of Appointment.	By whom Appointed, and under what Instrument.	Annual Salary.			Date of First Appointment under the Colonial Government.
				£	s.	d.	
ENGINEER IN CHIEF OF RAILWAYS—continued.							
Assistant Engineer ...	Barker, C. E. ...	Nov., 1855 ...	Ditto ...	400	0	0	November, 1855
Ditto ...	Walton, W.† ...	August, 1856... ..	Ditto ...	325	0	0	July, 1855
Ditto ...	Smith, J. T.† ...	August, 1855... ..	Ditto ...	325	0	0	August, 1855
Ditto ...	Watson T.† ...	July, 1856	Ditto ...	325	0	0	July, 1856
Ditto ...	Moline, L. P.† ...	October, 1856	Ditto ...	325	0	0	October, 1855
Ditto ...	Cuthbert, K.† ...	August, 1856... ..	Ditto ...	325	0	0	March, 1855
Superintendent of Locomotives	Christy, F. C. ...	July, 1855	Ditto ...	600	0	0	June, 1855
Acting Clerk ...	Strong, E. ...	January, 1861	Ditto ...	250	0	0	April, 1859
Clerk ...	Williamson, R. W. ...	January, 1861	Ditto ...	150	0	0	January, 1861
Clerk of Works... ..	Kemp, S. V. ...	May, 1856	Ditto ...	600	0	0	July, 1855
Receiving Clerk ...	Young, R. ...	July, 1857	Ditto ...	275	0	0	November, 1854
Storekeeper ...	Moore, F. F. ...	March, 1861	Ditto ...	300	0	0	March, 1861
Clerk ...	Bucirde, W. H. ...	May, 1859	Ditto ...	250	0	0	March, 1859
Inspector of Works ...	Wood, G. ...	January, 1859	Ditto ...	375	0	0	April, 1847
Ditto ...	Finlay, W. ...	February, 1858	Ditto ...	325	0	0	February, 1858
Ditto ...	McDonald, J.† ...	August, 1858	Ditto ...	275	0	0	August, 1858
Ditto ...	Davidson, J. ...	March, 1859	Ditto ...	275	0	0	March, 1859
Ditto ...	Paterson, G. ...	August, 1858	Ditto ...	275	0	0	August, 1858
Ditto ...	Lunt, J. ...	Sept., 1858	Ditto ...	275	0	0	September, 1858
Ditto ...	Armstrong, G. ² ...	August, 1858	Ditto ...	275	0	0	August, 1858
Ditto ...	Bowden, J. ...	August, 1858	Ditto ...	275	0	0	August, 1858
Ditto ...	Guthrie, R. ...	March, 1859	Ditto ...	250	0	0	March, 1859
Field Assistant ...	McIntosh, D. H. ...	January, 1861	Ditto ...	250	0	0	July, 1856
Ditto ...	Baxter, J. D. ...	January, 1861	Ditto ...	250	0	0	July, 1856
Draftsman ...	Bryson, W. E. ³ ...	June, 1855	Ditto ...	500	0	0	June, 1855
Ditto ...	Brady, P. ...	January, 1857	Ditto ...	500	0	0	November, 1856
Ditto ...	Martin, R. ...	May, 1855	Ditto ...	425	0	0	February, 1855
Ditto ...	Martin, W. R. ...	August 1855	Ditto ...	375	0	0	July, 1855
Ditto ...	Anderson, W. F. ...	January, 1857	Ditto ...	375	0	0	July, 1856
Ditto ...	Christopherson, H. O. ...	July, 1856	Ditto ...	375	0	0	July, 1856
Ditto ...	Shakespear, R. H. ⁴ ...	June, 1859	Ditto ...	350	0	0	May, 1859
Ditto ...	Boehme, J. C. ...	October, 1857	Ditto ...	325	0	0	October, 1857
Ditto ...	Stokes, G. W. ...	January, 1857	Ditto ...	325	0	0	November, 1856
Ditto ...	Mayes, C. ...	January, 1857	Ditto ...	325	0	0	June, 1855
Ditto ...	Foulkes, H. E. T. ⁵ ...	January, 1857	Ditto ...	325	0	0	November, 1855
Ditto ...	Pollard, N. W. ...	January, 1857	Ditto ...	275	0	0	July, 1856
Ditto ...	Rennick, F. ...	July, 1858	Ditto ...	275	0	0	July, 1858
Ditto ...	Bayley, G. W. ...	October, 1857	Ditto ...	375	0	0	October, 1857
Ditto ...	Greig, E. J. ⁶ ...	January, 1857	Ditto ...	275	0	0	September, 1856
Ditto ...	Hoare, T. ...	January, 1857	Ditto ...	275	0	0	July, 1856
Ditto ...	Ellerker, W. H. ...	July, 1858	Ditto ...	275	0	0	July, 1858
Ditto ...	Bourke, T. ⁷ ...	June, 1859	Ditto ...	250	0	0	November, 1858
Ditto ...	Barker, R. S. ...	May, 1859	Ditto ...	250	0	0	November, 1858
Ditto ...	Lanktree, O. ...	May, 1859	Ditto ...	250	0	0	March, 1858
Ditto ...	Ohlfsen, Bagge C. H. ⁸ ...	June, 1859	Ditto ...	250	0	0	May, 1859
Junior Draftsman ...	Whitefoord, C. ...	Nov., 1856	Ditto ...	150	0	0	October, 1856
Ditto ...	Madden, J. ...	July, 1858	Ditto ...	120	0	0	July, 1858
Clerk ...	Acton, T. ...	July, 1856	Ditto ...	425	0	0	July, 1856
Ditto ...	Barrass, M. H. ⁹ ...	August, 1859... ..	Ditto ...	425	0	0	January, 1859
Ditto ...	Ritchie, T. ...	January, 1859	Ditto ...	425	0	0	November, 1857
Ditto ...	Doyle, P. A. ...	October, 1858	Ditto ...	300	0	0	October, 1858
Ditto ...	Ritchie, F. H. ...	January, 1859	Ditto ...	150	0	0	June, 1858
Messenger ...	Ryan, J. ...	August, 1856	Ditto ...	120	0	0	August, 1856
Housekeeper ...	Ryan, M. ...	August, 1856	Ditto ...	80	0	0	August, 1856

¹ Left the Department on the 31st December, 1861.

⁴ Left the Department in September, 1861.

⁷ Left the Department in June, 1861.

² Left the Department in April, 1861.

⁵ Left the Department in August, 1861.

⁸ Left the Department in June, 1861.

³ Left the Department in June, 1861.

⁶ Left the Department in June, 1861.

⁹ Left the Department in January, 1861.

† These gentlemen have an allowance of £75 per annum each in lieu of equipment, forage, &c.

ROADS AND BRIDGES.

Commissioner of Roads and Bridges	Stevenson, John ...	12th April, 1858	Governor in Council	800	0	0	26th July, 1852
Secretary ...	Labertouche, P. P. ...	19th April, 1858	President of Board of Land and Works	550	0	0	1st Aug., 1853
Treasurer ...	Carr, Robert C. ...	18th April, 1853	Colonial Secretary	550	0	0	18th April, 1853
Clerk ...	Cummins, A. C. ...	22nd Nov., 1860	President of Board of Land and Works	350	0	0	1st June, 1853
Ditto ...	Doyle, James ...	19th April, 1858	Ditto ...	325	0	0	19th April, 1858
Ditto ...	Grover, W. A. ...	25th Feb., 1858	Ditto ...	300	0	0	10th Jan., 1853
Ditto ...	Graham, P. C. ...	1st Sept., 1853	Colonial Secretary	300	0	0	1st Sept., 1853
Ditto ...	Lyll, James ...	3rd March, 1856	President of Central Road Board	300	0	0	3rd March, 1856
Ditto ...	Parkin, W. R. ...	14th July, 1858	President of Board of Land and Works	275	0	0	1st May, 1853

CIVIL ESTABLISHMENT—continued.

Office:	Name.	Date of Appointment.	By whom Appointed, and under what instrument.	Annual Salary.	Date of First Appointment under the Colonial Government.
				£ s. d.	
ROADS AND BRIDGES—continued.					
Clerk	Power, W. P.	5th July, 1858	President of Board of Land and Works	200 0 0	5th July, 1858
Messenger	Watson, William	7th Feb., 1859	Ditto	150 0 0	1st Oct., 1857
Assistant Messenger	Jones, H. B.	14th May, 1860	Ditto	52 0 0	14th May, 1860
ENGINEERING BRANCH.					
Inspector-General of Roads	Larritt, R. W.*	1st Aug., 1860	Ditto	750 0 0	12th July, 1853
Road Engineer	Rowand, Charles*	1st June, 1853	Colonial Secretary	550 0 0	21st June, 1852
Ditto	Crawley, J. W.*	1st June, 1853	Ditto	500 0 0	25th Oct., 1852
Ditto	Wilks, Clement ¹	1st June, 1853	Ditto	1st Dec., 1852
Ditto	Perrott, W. Z.*	13th June, 1853	Ditto	450 0 0	13th June, 1853
Ditto	Pennell, G. B.*	1st Oct., 1856	Ditto	450 0 0	10th March, 1856
Ditto	Harrison, A. R. C.*	9th March, 1857	President of Central Road Board	425 0 0	1st Aug., 1853
Ditto	Farrell, Frederick*	27th Oct., 1857	Ditto	400 0 0	27th Oct., 1857
Ditto	Ryley, Francis*	1st Jan., 1858	President of Board of Land and Works	450 0 0	1st June, 1853
Ditto	Turner, Edward*	1st Jan., 1858	Ditto	400 0 0	11th June, 1853
Ditto (Acting)	Gibbins, William*	24th Jan., 1860	Ditto	450 0 0	1st Aug., 1854
Ditto (Acting)	Rawlinson, T. E.*	1st July, 1860	Ditto	400 0 0	1st Dec., 1856
Draftsman	Braithwaite, C. J.	7th July, 1860	Ditto	350 0 0	1st Dec., 1854
Assistant Draftsman	Ross, John L.†	7th Oct., 1861	Ditto	234 15 0	Not known
Ditto	Lister, John H.†	17th Dec., 1861	Ditto	234 15 0	1st April, 1852
TEMPORARY ASSISTANCE.					
Road Overseer	Armitage, B. *	President of Board of Land and Works	219 2 0	
Ditto	Baugh, Robt.	President of Central Road Board	273 17 6	
Ditto	Blakeny, Walter	President Board of Land and Works	219 2 0	
Ditto	Bregenzer L.	President of Central Road Board	273 17 6	
Ditto	Brooks, George	President of Board of Land and Works	219 2 0	
Ditto	Cawolth, R. *	President of Central Road Board	219 2 0	
Ditto	Chavannes, P. A.	Ditto	273 17 6	
Ditto	Clay, Charles	Ditto	273 17 6	
Ditto	Dawson, F.	President of Board of Land and Works	172 3 0	
Ditto	Delaney, Richd.	Ditto	219 2 0	
Ditto	Donegan, M.	Ditto	172 3 0	
Ditto	Eaves, Thos.	Ditto	172 3 0	
Ditto	Edwards, E. D.	President of Central Road Board	219 2 0	
Ditto	Elkington, J. T.	President of Board of Land and Works	219 2 0	
Ditto	Farange, H.	Ditto	219 2 0	
Ditto	Farrell, Patrick	Ditto	219 2 0	
Ditto	Farrell, William *	Ditto	172 3 0	
Ditto	Fitzgibbon, Joseph	Ditto	219 2 0	
Ditto	Foley, Pierre, Z.	Ditto	219 2 0	
Ditto	Forrest, D. C.	Ditto	219 2 0	
Ditto	Gore, H.	Ditto	219 2 0	
Ditto	Gunn, George *	Ditto	172 3 0	
Ditto	Henderson, J. B.	Ditto	172 3 0	
Ditto	Houregan, James	Ditto	172 3 0	
Ditto	Harboid, D.	Ditto	219 2 0	
Ditto	Hollis, J.	Ditto	219 2 0	
Ditto	Jackson, H. H.	Ditto	273 17 6	
Ditto	Jeffars, James *	Ditto	219 2 0	
Ditto	Jones, Richard	Ditto	234 15 0	
Ditto	Kelly, H. L.	Ditto	219 2 0	
Ditto	Kempson, H. C.	President of Central Road Board	273 17 6	
Ditto	Kerr, Robert*	President of Board of Land and Works	219 2 0	
Ditto	Knox, H. T. *	Ditto	172 3 0	
Ditto	Mitchell, John	Ditto	219 2 0	
Ditto	Möckler, G. A.	Ditto	219 2 0	
Ditto	Moloney, D.	Ditto	172 3 0	
Ditto	Morgan, R. R. *	President of Central Road Board	219 2 0	

NOTE.—The officers marked thus (*) left the Department during the year. The officers marked thus (†) received, in addition to the salary named, an allowance of £140 per annum in lieu of equipment, forage, and farriery.

CIVIL ESTABLISHMENT—continued.

Office.	Name.	Date of Appointment.	By whom Appointed, and under what Instrument.	Annual Salary.	Date of First Appointment under the Colonial Government.
				£ s. d.	
TEMPORARY ASSISTANCE—					
<i>continued.</i>					
ROADS AND BRIDGES—continued.					
Road Overseer ...	Mundy, Thos. *...	...	President of Board of Land and Works	219 2 0	
Ditto ...	McCarthy, Jas.	Ditto ...	219 2 0	
Ditto ...	McCulloch, T. W.	Ditto ...	172 3 0	
Ditto ...	McIntyre, M.	Ditto ...	219 2 0	
Ditto ...	McKean, Wm.	Ditto ...	172 3 0	
Ditto ...	McKenzie, N.	Ditto ...	172 3 0	
Ditto ...	McQueen, W.	Ditto ...	273 17 6	
Ditto ...	Pettitt, J. H. W.	Ditto ...	219 2 0	
Ditto ...	Simcocks, G. E.	Ditto ...	219 2 0	
Ditto ...	Simpson, J. L.	Ditto ...	172 3 0	
Ditto ...	Singleton, T. A.	President of Central Road Board	219 2 0	
Ditto ...	Smellie, Gordon	Ditto ...	273 17 6	
Ditto ...	Spicer, T. E.	Ditto ...	273 17 6	
Ditto ...	Smith, James	Ditto ...	219 2 0	
Ditto ...	Tait, John*	President of Board of Land and Works	219 2 0	
Ditto ...	Wilson, C. A. C.	President of Central Road Board	273 17 6	
Ditto ...	Ward, L. McD.	President of Board of Land and Works	219 2 0	
Ditto ...	Wynne, James	President of Central Road Board	219 2 0	

SUMMARY.

10 Road Overseers at 17s. 6d. per diem for six days in each week.

1 ditto	" 15s.	" ditto	ditto
31 ditto	" 14s.	" ditto	ditto
11 ditto	" 11s.	" ditto	ditto

55 Total number named in Schedule.

NOTE.—The officers marked thus (*) left the service during the Year.

FOREIGN CONSULS.

Names of Consuls.	Name of the Country which they represent.	If confirmed, state the date of the Exequatur.	When Gazetted in Victoria.
Becks, Gustave ...	Belgium ...	6th October, 1853 ...	15th August, 1854
Boyd, Adolphus ...	Prussia ...	15th September, 1854 ...	22nd December, 1854
Cooper, Richard ...	Portugal ...	10th November, 1852 ...	1st June, 1853
Fratzcher, E. ...	Mecklenburg, Schwerin ...	23rd December, 1854 ...	22nd May, 1855
Graham, James ...	Sardinia ...	11th February, 1860 ...	14th May, 1860
Graham, James ...	Italy ...	Secretary of States Circular Despatch of 4th Oct., 1861	31st December, 1861
Kauffman, Augustus ...	Hanover ...	23rd December, 1854 ...	3rd August, 1855
Mackenna, J. W. ...	Argentine Confederation ...	4th December, 1855 ...	4th December, 1855
Maguire, J. E. ...	United States ...	25th August, 1859 ...	24th November, 1859
Rentsch, Saml. ...	Switzerland ...	8th September, 1859 ...	24th November, 1859
Schlöstein, Adolph. ...	Hamburg ...	17th May, 1858 ...	20th August, 1858
Ditto ...	Bremen ...	28th July, 1860 ...	15th October, 1860
Were, J. B. ...	Chili ...	12th December, 1851 ...	5th May, 1852
Ditto ...	Denmark ...	17th June, 1852, ...	8th December, 1852
Ditto ...	Lubec ...	23rd December, 1854 ...	6th July, 1855
Ditto, Consul General ...	Portugal ...	11th June, 1851 ...	12th November, 1851
Ditto ...	Sweden and Norway ...	18th June, 1851 ...	26th Nov., 1851, and 5th Oct.,
Van Amstel, J. W. P. ...	Netherlands ...	Exequatur not received ...	31st December, 1861 [1858
VICE CONSULS.			
Damyon, James ...	Russia ...	24th April, 1857 ...	13th July, 1858
Henty, H. J., at Geelong ...	Sweden and Norway ...	nominated by Consul ...	20th January, 1859
Ditto, Ditto ...	Denmark ...	nominated by Consul ...	15th September, 1859
Truy, M. ...	France ...	7th June 1859 ...	5th January, 1860
Were, J. B. ...	Spain ...	30th June, 1851 ...	26th November, 1851
Kohler, George ...	Spain ...	nominated by Consul General	11th November, 1861
ACTING CONSULS.			
Michaelis, Moritz ...	Prussia ...	nominated by Consul ...	9th July, 1858
Van Amstel, D. Ploos ...	Netherlands	17th August, 1859

INDEX OF OFFICERS.

Name.	Office.	Page in the Book in which his Office is described.
A.		
Acheson, Fred.	Draftsman, Survey Office	372
A Coy, James	Chinese Interpreter and Scribe	369
Acton, Thomas	Clerk, Railway Department	400
Adair, Thomas	Land Surveyor	373
Adams, A. R.	Clerk, Post Office, Melbourne	387
Adams, John	Postmaster, Buninyong	390
Adams, J. S.	Postmaster, Alphington	389
Adams, Robert	Resident Engineer, Railway Department	399
Adams, E.	Postmaster, Buninyong	390
Adamson, T.	Crown Prosecutor	358
Agg, Alfred J.	Commissioner of Audit	356
Agg, Edward J.	Accountant, Survey Office	373
Akehurst, A. P.	Deputy Registrar of Births and Deaths, Beechworth	344
Akehurst, Arthur Pursell	Clerk of Petty Sessions, Beechworth	366
Akehurst, A. P.	Registrar of Marriages, Beechworth	347
A Koun	Chinese Interpreter and Scribe	369
Aldwell, J. A.	Sorter, Post Office, Warrnambool	389
Alexander, M.	Sorter, Post Office, Geelong	388
Alexander, Ellen	Postmistress, Woolshed	396
Alexander, Thomas B.	Landing Waiter, H.M.C., Melbourne	379
Alexander, Wallace	Clerk, Post Office, Melbourne	380
Alforce, Samuel	Railway Station Master	399
Alibert, A. A. A.	Postmaster, Ormeo	394
Allan, Thomas Lipson	Assistant Operator, Electric Telegraph, Melbourne	397
Allan, Alex. C.	Geodetic Surveyor	373
Allan, George, jun.	Manager, Electric Telegraph, Raglan	398
Allen, Eliza Jane	Postmistress, Myers Flat	394
Allen, George	Postmaster, Raglan	394
Allen, Samuel	Registrar of Marriages, Collingwood	347
Allen, Samuel	Deputy Registrar of Births and Deaths, Collingwood	344
Alley, James H.	Warden, Gold Fields	377
Alley, J. H.	Police Magistrate, Redbank	366
Allison, E. W.	Deputy Registrar of Births and Deaths, Kingston	345
Ambler, G.	Sorter, Post Office, Melbourne	387
Amoretti, F.	Postmaster, Bet-Bet	390
Amos, G. A.	Police Magistrate, Creswick	365
Amsinck, F. Wm.	Clerk, Post Office, Melbourne	386
Amsinck, F. W.	Sorter, Post Office, Creswick	388
Anderson, George	Weigher, H.M.C., Melbourne	380
Anderson, James J.	Tidewaiter, H.M.C., Williamstown	380
Anderson, John James	Landing Waiter, H.M.C., Melbourne	379
Anderson, Robert Stirling	Commissioner of Trade and Customs	378
Anderson, William Henry	Clerk of Petty Sessions, Waranga	369
Anderson, W. F.	Draftsman, Railway Department	400
Anderson, James	Postmaster, Allansford	389
Anderson, W. H.	Clerk of Petty Sessions, Geelong	367
Anderson, M. W.	Police Magistrate, Dunolly	365
Anderson, M. W.	Police Magistrate, Sandhurst	366
Anderson, Musgrove W.	Warden, Gold Fields	377
Anderson, J.	Deputy Registrar of Births and Deaths, Allansford	343
Anderson, J.	Clerk, Railway Department	399
Andrews, Isaiah	Postmaster, Back Creek	389
Andrews, William	Postmaster, Bellarine East	389
Anketell, John	Clerk of Railways	398
Annesley, T.	Public Vaccinator, Ceres	348
Aplin, C. D. H.	Field Geological Surveyor	374
Arbuckle, Alexander	Coroner, Sale	370
Archer, William Henry	Registrar-General and Registrar of Supreme Court	343
Archer, William	Overseer of Laborers, Penal Establishment	353
Ardlie, J. M.	Registrar of Marriages, Warrnambool	347
Ardlie, J. M.	Deputy Registrar of Births and Deaths, Warrnambool	346
Ardlie, J. M.	Clerk of Petty Sessions, Warrnambool	369
Armstrong, A.	Postmaster, Puebla	394
Armstrong, George	Inspector of Works, Railway Department	400
Armstrong, E.	Clerk, Treasury, Melbourne	371
Armstrong, J. S.	Crown Prosecutor, Alberton, &c.	363
Armstrong, S.	Messenger, Chief Secretary's Office	343
Armstrong, William	Deputy Registrar of Births and Deaths, Snapper Point	346
Armstrong, William	Acting Clerk of Petty Sessions, Snapper Point	368
Armytage, R.	Road Overseer	401
Arnold, J. F.	Postmaster, Mountain Creek	393
Arnold, J.	Clerk, Chief Commissioner Insolvent Estates Office	359
Arnott, William	Postmaster, St. Kilda	394
Ashley, A.	Postmaster, Plenty	396

INDEX OF OFFICERS—continued.

Name.	Office.	Page in the Book in which his Office is described.
Ashton, George ...	Tidewaiter, Williamstown ...	380
Ashton, George ...	Acting Clerk, Audit Office ...	356
Aspinall, Butler Cole ...	Attorney-General ...	358
Aston, A. H. ...	Clerk, Receiver and Paymaster's Office, Sandhurst ...	371
Atcheson, William C. ...	Schoolmaster, Penal Establishment ...	353
Atchison, T. ...	Postmaster, Brighton East ...	390
Athill, Wm. Henry ...	Clerk and Warehouse Keeper, Portland ...	381
Atkins, W. H. ...	Clerk, County Court, Melbourne ...	362
Atkinson, J. P. ...	Clerk, Post Office, Melbourne ...	387
Atkinson, Thomas G. ...	Clerk, Legislative Assembly ...	342
Austen, H. R. ...	Postmaster, Fitzroy ...	391
Austin, George B. ...	Clerk, Insolvent Estates Office ...	359
B.		
Bacon, J. ...	Bailiff, County Court, Amherst ...	360
Badge, C. Grattan ...	Operator in Charge Electric Telegraph, Stawell ...	398
Baeyertz, C. ...	Clerk, Treasury, Melbourne ...	370
Baeyertz, C. ...	Warehouse-keeper, H.M.C., Melbourne ...	378
Bagley, John C. ...	Clerk, Survey Office ...	373
Bailey, A. W. ...	Postmaster, Bellarine ...	389
Bailey, A. W. ...	Deputy Registrar of Births and Deaths, Bellarine ...	344
Bailey, Edward A. ...	Turnkey, Maryborough Gaol ...	353
Bain, Robert ...	Postmaster, Berwick ...	390
Bain, W. ...	Pilot ...	374
Baird, J. ...	Postmaster, Eaglehawk ...	391
Baker, Charles ...	Overseer, Printing Office ...	372
Baker, Charles ...	Clerk, Post Office, Melbourne ...	386
Baker, Thomas ...	Deputy Registrar of Births and Deaths, Rushworth ...	346
Baker, E. H. ...	Postmaster, Emerald Hill ...	391
Baker, Annie Louisa ...	Railway Station Mistress ...	399
Balchin, J. ...	Postmaster, Bushy Creek ...	390
Baldoek, C. G. ...	Postmaster, Wahgunyah ...	396
Baldry, Robert ...	Postmaster, Malmesbury ...	393
Baldwin, Wm. ...	Locker, H.M.C., Melbourne ...	379
Bance, Henry P. ...	Inspector of Country Post Offices ...	386
Bancroft, Wm. C. ...	Military Secretary and Aid-de-Camp ...	341
Bankart, E. H. ...	Clerk of Petty Sessions, Ararat ...	366
Bank, Edmund ...	Postmaster, Carisbrook ...	390
Banks, Edmund ...	Postmaster, Sandridge ...	395
Banks, Edmund ...	Operator in Charge Electric Telegraph, Carisbrook ...	397
Banks, Edmund ...	Manager, Electric Telegraph, Chiltern ...	390
Banks, E. ...	Postmaster, Chiltern ...	390
Bannon, S. ...	Chief Turncock, Sewerage and Water Supply ...	375
Barber, George ...	Clerk and Assistant Berthing Officer, Melbourne ...	382
Barber, George ...	Signal Master, Williamstown ...	383
Barclay, J. ...	Postmaster, Bald Hills ...	389
Barclay, H. R. ...	Inspector of Police (1st class) ...	350
Barclay, H. R. ...	Inspector of Distilleries ...	384
Bardin, Charles ...	Protestant Chaplain, Penal Establishment ...	353
Barker, John ...	Clerk of the Assembly ...	342
Barker, Charles E. ...	Assistant Engineer of Railway Department ...	400
Barker, Arthur ...	Postmaster, Navarre ...	394
Barker, R. S. ...	Draftsman, Railway Department ...	400
Barkly, Sir Henry, K.C.B. ...	Governor-in-Chief of the Colony ...	341
Barlas, J. ...	Public Vaccinator, Broadmeadows ...	348
Barling, James ...	Postmaster, Gap ...	392
Barnard, W. H. ...	Receiver and Paymaster, Beechworth ...	371
Barnard, E. T. ...	Police Magistrate, Beechworth ...	365
Barnard, Edward T. ...	Warden, Gold Fields ...	376
Barnard, Fras. ...	Deputy Registrar of Births and Deaths, Kew ...	345
Barnes, Edwin ...	Public Vaccinator, Donnybrook ...	348
Barr, James ...	Acting Clerk of Petty Sessions, Oakleigh ...	368
Barnett, A. R. ...	Deputy Registrar of Births and Deaths, Sandhurst ...	346
Barnett, A. R. ...	Registrar of Marriages, Sandhurst ...	347
Baron, William ...	Clerk, Post Office, Melbourne ...	386
Barras, M. H. ...	Clerk, Railway Department ...	400
Barrett, Richard ...	Clerk, Sewerage and Water Supply ...	375
Barrett, Charles ...	District Clerk of Works and Draftsman ...	374
Barrington, Thomas ...	Weigher, H.M.C., Melbourne ...	380
Barrow, Henry ...	Postmaster, Campaspe ...	390
Barrow, Samuel C. ...	Clerk, Treasury, Melbourne ...	370
Barrow, Isaac L. ...	Clerk, Audit Office ...	356
Barry, Sir Redmond ...	Puisne Judge ...	357
Barry, Sir Redmond ...	Chancellor, Melbourne University ...	342
Barry, Edwd. ...	Clerk, Court of Mines, Ararat ...	360
Barrowclough, M. ...	Acting Postmaster, Richmond ...	394
Barter, H. ...	Station Master ...	399

INDEX OF OFFICERS—continued.

Name.	Office.	Page in the Book in which his Office is described.
Barton, Charles ...	Postmaster, Anakie ...	389
Barthrop, George Fred.	Clerk of Petty Sessions, Geelong ...	367
Barthrop, G. F. ...	Clerk, County Court, Sandhurst ...	363
Bastings, E. ...	Postmaster, Northcote ...	394
Bate, George ...	Clerk, Post Office, Melbourne ...	387
Bates, Richard W. ...	Clerk, Gold Fields ...	377
Bates, Lydia ...	Matron, Immigration Department ...	384
Baugh, Robert ...	Road Overseer ...	401
Baner, J. ...	Assistant, Magnetic Survey Office ...	355
Baxter, P. D. ...	Deputy Registrar of Births and Deaths, Penshurst ...	345
Baxter, Thomas ...	Sorter, Post Office, Melbourne ...	387
Baxter, James D. ...	Field Assistant, Railway Department ...	400
Baxter, P. D. ...	Postmaster, Penshurst ...	394
Baylie, Sexten ...	Postmaster, Moorabool ...	393
Bayley, G. W. ...	Draftsman, Railway Department ...	400
Bayston, H. ...	Deputy Registrar of Births and Deaths, Springs ...	346
Bayston, H. ...	Postmaster, Springs ...	395
Beasley, Charles ...	Clerk, Commissioner of Mines Office ...	376
Beasley, J. N. ...	Postmaster, Lancefield ...	393
Beaver, Alexander ...	Sub-Inspector of Police ...	351
Beaver, B. ...	Tidewaiter, H.M.C., Williamstown ...	380
Bechervaise, William P. ...	Station Master, Electric Telegraph, Ballaarat ...	397
Beckett, J. ...	Postmaster, Glengower ...	392
Becket, C. ...	Railway Station Master ...	399
Beggs, J. H. ...	Clerk, Crown Solicitor's Office ...	358
Belcher, W. R. ...	Receiver and Paymaster, Palmerston ...	371
Belcher, William Redmond ...	Collector, H.M.C., Port Albert ...	381
Belcher, G. F. ...	Receiver and Paymaster, Geelong ...	371
Bell, T. ...	Postmaster, Glendaruel ...	392
Bell, William ...	Inspector, Sewerage and Water Supply ...	375
Bell, George ...	Clerk to Shorthand Writer ...	355
Bell, Thomas ...	Postmaster, Elphinstone ...	391
Bell, E. C. ...	Clerk of Petty Sessions, Ballaarat East ...	366
Bell, R. H. ...	Deputy Registrar of Births and Deaths, Mansfield ...	345
Bell, Robert Hone ...	Clerk of Petty Sessions, Mansfield ...	368
Benari, A. ...	Postmaster, Germantown ...	392
Bennett, E. ...	Registrar of Marriages, Pleasant Creek ...	347
Bennett, Edwin James ...	Coroner, Pleasant Creek ...	370
Bennett, E. ...	Deputy Registrar of Births and Deaths, Pleasant Creek ...	345
Bennett, E. ...	Public Vaccinator, Pleasant Creek ...	349
Bennett, H. O. ...	Clerk, Treasury, Melbourne ...	370
Bennett, J. ...	Postmaster, Whipstick ...	396
Berry, G. R. ...	Receiver and Paymaster, Ararat ...	371
Best, J. ...	Postmaster, Branxholme ...	390
Best, Jabez ...	Deputy Registrar of Births and Deaths, Branxholme ...	344
Best, J. P. ...	Senior Pilot ...	385
Bethell, William ...	Postmaster, Bulla ...	390
Bewes, A. M. ...	Clerk of Petty Sessions, Sandhurst ...	368
Bibbs, Thomas ...	Draftsman, Survey Office ...	372
Bible, Arthur ...	Secretary, Audit Office ...	356
Bickford, W. M. ...	Crown Lands Bailiff ...	374
Biers, H. ...	Clerk and Draftsman ...	373
Biers, John Thompson ...	Clerk of Petty Sessions, Inglewood ...	367
Billing, Richard A. ...	Law Reader, University ...	342
Bindon, S. H. ...	Judge, County Court, Castlemaine ...	360
Bird, Charles J. ...	Clerk and Draftsman ...	373
Bird, John ...	Overséer of Laborers, Penal Establishments ...	353
Birney, G. D. ...	Public Vaccinator, Lancefield ...	349
Birnie, George ...	Superintendent of Dredging Operations ...	375
Bishop, James ...	Clerk, National School Board Office ...	357
Blachford, Henry William ...	Superintendent of Penal Establishments ...	353
Black, Alexander ...	Geodetic Surveyor ...	373
Black, Edward ...	Clerk, Immigration Office ...	378
Black, A. M. ...	Public Vaccinator, Fryerstown ...	348
Black, Edward ...	Acting Clerk, H.M.C., Melbourne ...	384
Blackburn, John B. ...	Pier Master, Railway Department ...	399
Blair, G. G. ...	Clerk in Master in Equity's Office ...	358
Blair, James ...	Police Magistrate, Portland ...	366
Blair, John ...	Public Vaccinator, Northcote ...	349
Blair, John ...	Deputy Registrar of Births and Deaths, Northcote ...	345
Blakney, Walter ...	Road Overseer ...	401
Blakency, James ...	Clerk, Chief Secretary's Office ...	343
Blakston, John ...	Extra Clerk, Audit Office ...	356
Bliss, Theodore ...	Deputy Registrar of Births and Deaths, St. Arnaud ...	346
Bliss, Theodore ...	Clerk of Petty Sessions, St. Arnaud ...	369
Bloxam, M. ...	Housekeeper, Commissioner of Crown Lands Office ...	374
Bloxam, W. ...	Messenger, Commissioner of Crown Lands Office ...	374
Blunn, Thomas ...	Clerk, Post Office, Melbourne ...	386
Boehme, J. C. ...	Draftsman, Railway Department ...	400

INDEX OF OFFICERS—continued.

Name.	Office.	Page in the Book in which his Office is described.
Boden, A. Von St. Luz	Deputy Registrar of Births and Deaths, Portland (Coayenne)	345
Bolton, S.	Clerk of Petty Sessions, Horsham	367
Bolger, Moses	Acting Clerk of Petty Sessions, Clunes	367
Bond, H.	Public Vaccinator, Echuca	348
Bone, Adam	Locker, H.M.C., Melbourne	379
Bonsey, W. H.	Police Magistrate, Geelong	365
Bookey, P. Le P.	Inspector of Distilleries	384
Bookey, P. Le P.	Superintendent of Police (1st class)	350
Boom, Henry M.	Clerk, Printing Office	372
Boos, J. De	Postmaster, Euroa	391
Boreham, Isaac	Postmaster, Campbellfield	390
Botterill, Jos.	Postmaster, Apsley	389
Bouchier, S.	Master, Marine Survey	374
Boulton, J. G.	Assistant Marine Surveyor	374
Bourke, M.	Postmaster, Pakenham	394
Bourke, Thomas S.	Draftsman, Railway Department	400
Bowden, John	Inspector of Works, Railway Department	400
Bower, Geo. M.	Senior Pilot	385
Bowie, Robert	Surgeon Superintendent, Lunatic Asylum	354
Bowie, Robert	Lighthouse Keeper, Cape Schanck	383
Bowie, Robert	Public Vaccinator, Yarra Bend	350
Bowie, Robert	Deputy Registrar of Births and Deaths, Yarra Bend	346
Boyd, James	Deputy Registrar of Births and Deaths, Whipstick	346
Boyd, James	Public Vaccinator, Axedale	347
Braithwaite, C. J.	Draftsman, Engineering Branch	401
Brady, Patrick	Draftsman, Railway Department	400
Brady, Anthony	Sheriff's Bailiff	359
Bragge, J. D. L. R.	Public Vaccinator, Hawthorn	348
Bragge, Jas. D. L. R.	Deputy Registrar of Births and Deaths, Hawthorn	345
Bragge, J. D. L. R.	Registrar of Marriages, Hawthorn	347
Braim, Edwin	Postmaster, Portland	389
Brain, Ebenezer E.	Weigher, H.M.C., Melbourne	379
Branford, Alfred G.	Tide Surveyor, Williamstown	380
Branigan, St. John	Sub-Inspector of Police	351
Breen, John J.	Assistant Land Surveyor	373
Bregenzcr, L.	Road Overseer	401
Bregazzi, Thomas	Clerk to Mining Board	377
Breton, Henry	Public Vaccinator, Warrnambool	350
Brett, William Gore	Deputy Sheriff, Beechworth	359
Brew, William	Clerk, Post Office, Sandhurst	389
Brewer, H. E.	Coroner, Portland	370
Brewer, W. H.	Deputy Registrar of Births and Deaths, Carngham	344
Brewer, W. H.	Postmaster, Snake Valley	395
Bright, C. E.	Member of the Pilot Board	385
Bridge, R. B.	Postmaster, Wahgunyah	396
Bright, Charles E.	Member of the Steam Navigation Board	386
Brisbane, M.	Public Vaccinator, Berwick	348
Brisbane, M.	Public Vaccinator, Redbank	349
Brisbane, W.	Deputy Registrar of Births and Deaths, Berwick	344
Bristow, Henry B.	Postmaster, Kilmore	388
Britter, Alfred	Clerk of the Papers, Library, Houses of Parliament	342
Broad, Charles	Tide Surveyor, Williamstown	380
Broad, Charles	Acting Clerk, H.M.C., Melbourne	378
Broadway, George	Postmaster, Framlingham	391
Brock, William	Weigher, H.M.C., Melbourne	379
Brocklebank, Thomas	Rate Collector, Sewerage and Water Supply	376
Brock, A., J.P.	Pleuro-Pneumonia Commissioner	356
Brockway, George	Second Attendant, Public Library	355
Brodie, George	Member of the Board of Science	377
Brodie, Charles	Governor of Gaol, Geelong	352
Brodie, George	Commissioner of Trade and Customs	378
Brook, Henry	Clerk, Colonial Stores	372
Brooke, J. H.	Commissioner of Lands and Survey	372
Brookes, William A.	Clerk, Audit Office	356
Brooks, Yates	Tidewater, H.M.C., Williamstown	380
Brooks, George	Road Overseer	401
Brookes, Leicester	Receiving Clerk, Melbourne Station	397
Brotherton, Henry	Clerk Public Works Office	375
Brown, Edward R.	Clerk, Public Works Office	375
Brown, Frank	Postmaster, Lockwood	393
Brown, Frank	Deputy Registrar of Births and Deaths, Lockwood	345
Brown, H.	Public Vaccinator, Gordon's	348
Brown, Henry E.	Tide Surveyor, Queenscliff	381
Brown, James	Postmaster, Brighton South	390
Brown, Joseph	Postmaster, Yan Yean	396
Brown, F.	Postmaster, Mount Pleasant	393
Brown, Samuel W.	Clerk to Warden	377
Brown, John	Postmaster, Jericho	392
Brown, George	Clerk, Sewerage and Water Supply	375

INDEX OF OFFICERS—continued.

Name.	Office.	Page in the Book in which his Office is described.
Brown, E.	Postmaster, Sulky Gully	395
Brown, James John	Postmaster, Malvern	393
Brown, R.	Public Vaccinator, Dandenong	348
Brown, G. W.	Organizing Master and Inspector, National Schools	357
Browne, John N.	Railway Department Goods Manager	399
Brownless, A. C., M.D.	Vice-Chancellor, Melbourne University	342
Brossman, Daniel	Senior Turnkey, Castlemaine Gaol	352
Brownrigg, M. F.	Police Magistrate, Belvoir	365
Bruce, J. D.	Clerk, Gold Receiver's Office, Melbourne	371
Bruce, Henry A.	Clerk, H.M.C., Melbourne	378
Bruce, James	Clerk, Railway Department	399
Bryan, W.	Clerk of Petty Sessions, Omco	368
Bryant, S. A.	Clerk and Bailiff, Geelong	359
Bryson, W. E.	Draftsman, Railway Department	400
Buchan, D.	Deputy Registrar of Births and Deaths, Sandhurst	346
Buchanan, William R.	Accountant, Electric Telegraph Office	397
Bucirde, W. H.	Clerk, Railway Department	400
Budd, R. Hale	Secretary and Normal Inspector, Denominational Schools	357
Bugden, William	Assistant Turncock, Sewerage and Water Supply	376
Bull, John E. N.	Resident Warden, Gold Fields	376
Bull, George	Public Vaccinator, Sale	349
Bull, J. E. N.	Police Magistrate, Castlemaine	365
Bumstead, W.	Postmaster, Franklinton	391
Burrell, George	Secretary of the Pilot Board	385
Bunnnett, T.	Clerk (2nd) of Petty Sessions, Inglewood... ..	367
Bunnnett, T.	Clerk of Petty Sessions, Wahgunyah	369
Bunning, Robert	Messenger, Immigration Department	384
Burke, Edmund	Registrar of Marriages, Williamstown	347
Burke, Edmund	Deputy Registrar of Births and Deaths, Williamstown	346
Burke, Edmund	Clerk of Petty Sessions, Williamstown	369
Burke, Richard	Clerk of Petty Sessions, Leigh	368
Burke, J.	Coroner, Mount Shadwell	370
Burkett, Walter	Manager, Electric Telegraph, Portland	398
Burkett, Arthur	Assistant Operator, Electric Telegraph, Beechworth	397
Burkitt, Horace	Manager Electric Telegraph, Beechworth	397
Burkitt, Walter	Postmaster, Creswick	388
Burns, George	Sheriff's Bailiff	359
Burrell, George	Member of Pilot Board	385
Burrows, Thomas	Deputy Registrar of Births and Deaths, Port Albert	345
Burrows, Thomas	Bailiff, County Court, Palmerston	362
Burton, C. W.	Clerk Railway Department	399
Butler, G. S. C.	Public Vaccinator, Heidelberg and Kangaroo Ground	348
Butler, George S.	Postmaster, White Hills	396
Butler, T. H.	Public Vaccinator, Amphitheatre	347
Butler, Walter	Clerk, Gold Fields	377
Butler, Rogerson C.	Storekeeper, Melbourne Gaol	351
Butt, J. W. C.	Gold Receiver, Dunolly	371
Byford, Charles	Steward, Lunatic Asylum	354
Byrchall, L. B.	Clerk Post Office, Beechworth	388
Byrne, Matthew	Clerk, Attorney-General's Office	358
C.		
Cadman, F. T.	Clerk, Post Office	386
Cadwallader, W.	Station Master, Melbourne	399
Cahir, John	Bailiff, County Court, Creswick	361
Cairnes, E. M.	Temporary Clerk, Survey Office	374
Calanan, Michael	Assistant Land Surveyor	373
Caldecott, Alfred M.	Clerk, Immigration Office	384
Caldwell, James	Master, Light Vessel, Gellibrand's Point	383
Caldwell, G. S.	Operator, Electric Telegraph, Melbourne	397
Calkin, John F.	Sub-Inspector of Police	351
Call, Fredk.	Warden, Gold Fields	377
Call, Frederick	Police Magistrate, Maryborough	365
Callan, Jno. B., M.D.	Assistant Superintendent and Dispenser, Lunatic Asylum	354
Calvert, J.	Station Master	399
Cambridge, G. H.	Postmaster, Carisbrook	390
Cameron, J.	Postmaster, Omco	394
Cameron, H.	Postmaster, Larpent	393
Cameron, A.	Postmaster, Wannon	396
Campbell, D.	Postmaster, Traralgon	395
Campbell, Alex.	Harbor Master, Melbourne	382
Campbell, Thomas	Pier Master, Sandridge	382
Campbell, C. A.	Bailiff, County Court, Sandhurst	363
Campbell, Charles C.	Accountant, Sewerage and Water Supply	375
Campbell, Charles	Clerk, Sewerage and Water Supply	375
Campbell, Geo. W.	Clerk of Petty Sessions, Melbourne	368
Campbell, Wm.	Postmaster, Gordon	392

INDEX OF OFFICERS—continued.

Name.	Office.	Page in the Book in which his Office is described.
Campbell, A. J. ...	Messenger, Chief Medical Officer's Office ...	354
Campbell, Norman ...	Clerk of Petty Sessions, Melbourne ...	368
Candler, Samuel C. ...	Coroner, County of Bourke ...	369
Canning, Peter ...	Turnkey, Portland Gaol ...	352
Cannon, John ...	Deputy Registrar of Births and Deaths, Ararat ...	343
Canet, Frederick C. ...	Immigration Hospital Dispenser ...	354
Capron, A. ...	Clerk, Receiver and Paymaster's Office, Melbourne ...	371
Carey, J. Le M. ...	Police Magistrate, Sale ...	366
Carey, J. L. M. ...	Warden, Gold Fields ...	377
Carkeet, E. ...	Bailiff, County Court, Heathcote ...	361
Carlyle, Thomas ...	Standpipe Keeper, Sewerage and Water Supply ...	376
Carlyle, T. ...	Assistant Turncock, Sewerage and Water Supply ...	376
Carr, C. W. ...	Police Magistrate, Anderson's Creek ...	365
Carr, Charles W. ...	Warden, Gold Fields ...	377
Carr, Robert C. ...	Treasurer, Central Road Board ...	400
Carr, John ...	Deputy Registrar of Births and Deaths, Melton ...	345
Carroll, Henry ...	Clerk of Petty Sessions, Gisborne ...	367
Carroll, Henry ...	Clerk of Petty Sessions, Sunbury ...	369
Carroll, Michael ...	Turnkey, Castlemaine Gaol ...	352
Carruthers, John ...	Railway Traffic Superintendent ...	399
Carter, Albinus J. ...	Clerk, Audit Office ...	356
Carter, J. ...	Postmaster, Waterloo ...	396
Carter, Robert H. ...	Clerk, Audit Office ...	356
Cartnell, J. ...	Postmaster, Huntly ...	392
Casey, John B. ...	Clerk, Post Office, Melbourne ...	386
Casson, William J. ...	Postmaster, Yackandandah ...	396
Castiean, John B. ...	Governor, Beechworth Gaol ...	352
Castiean, Mary ...	Matron, Beechworth Gaol ...	352
Cathrey, Werner ...	Clerk of Petty Sessions, Beechworth ...	366
Catto, John ...	Postmaster, Kingower ...	392
Caudle, E. ...	Public Vaccinator, White Hills ...	350
Caught, James G. ...	Senior Pilot ...	385
Cavanagh, William ...	Turnkey, Maryborough Gaol ...	353
Cavanagh, S. ...	Female Turnkey, Maryborough Gaol ...	353
Cavenagh, Edw. ...	Clerk, Sewerage and Water Supply ...	375
Cawolth, R. ...	Road Overseer ...	401
Challacombe, Rebecca ...	Matron, Lunatic Asylum ...	354
Chambers, D. D. ...	Inspector of Distilleries ...	384
Chambers, D. D. ...	Superintendent of Police (2nd class) ...	350
Champ, William T. N. ...	Inspector-General, Penal Establishments ...	353
Chapman, J. E. ...	Public Vaccinator, Redcastle ...	349
Chapman, Joel ...	Tidewater, Williamstown ...	380
Chapman, J. E. ...	Deputy Registrar of Births and Deaths, Redcastle ...	346
Chapman, Hy. S. ...	Law Reader, University ...	342
Chapman, G. ...	Receiver and Paymaster, Back Creek ...	371
Chapman, Joshua ...	Postmaster, Vaughan ...	396
Chauncy, P. de la M. S. ...	Land Surveyor ...	373
Chavannes, P. A. ...	Road Overseer ...	401
Chettle, Hy. M. ...	Clerk, Post Office, Geelong ...	388
Cheyne, W. A. ...	Public Vaccinator, White Hills ...	350
Chivers, J. C. ...	Clerk, Treasury, Melbourne ...	370
Chomley, H. L. ...	Inspector of Distilleries ...	384
Chomley, Arthur W. ...	Chief Clerk, Attorney-General's Office ...	358
Chomley, H. ...	Inspector of Police (1st class) ...	350
Christian, William S. ...	Clerk to Warden, Gold Fields ...	377
Christie, Robert ...	Clerk, Harbor Master's Office, Geelong ...	382
Christie, John ...	Clerk, Survey Office ...	373
Christensen, N. ...	Postmaster, Alberton ...	389
Christy, F. C. ...	Superintendent of Locomotives, Railway Department ...	400
Christopherson, H. O. ...	Draftsman, Railway Department ...	400
Church, Henry D. ...	Clerk of Petty Sessions, Amphitheatre ...	366
Church, Henry D. ...	Clerk of Petty Sessions, Avoca ...	366
Church, Richard ...	Messenger, Parliament Library ...	342
Clark, Alex. ...	Foreman of Works ...	399
Clark, T. H. ...	Chief Clerk, Railway Department ...	399
Clark, J. J. ...	Draftsman, Public Works Office ...	375
Clarke, John ...	Coroner, Warrnambool ...	370
Clark, G. ...	Clerk to Warden ...	377
Clark, J. ...	Postmaster, Durham Ox ...	391
Clark, Charles ...	Postmaster, Brighton ...	390
Clarke, Lindsay, ...	District Surveyor ...	373
Clarke, J. L. ...	Judge, County Court, Amherst ...	360
Clarke, J. L. ...	Judge, County Court, Ararat ...	360
Clarke, H. St. J. ...	Public Vaccinator, Richmond ...	349
Clarke, J. L. ...	Judge of County Court, Creswick ...	361
Clarke, Alfred ...	Sorter, Post Office, Kyneton ...	388
Clayton, H. H. ...	Postmaster, Tylden ...	396
Clay, Charles ...	Road Overseer... ...	401
Clay, Ralph Stephen ...	Assistant Operator Electric Telegraph Dept., Melbourne ...	397

INDEX OF OFFICERS—continued.

Name.	Office.	Page in the Book in which his Office is described.
Cleary, B.	Housekeeper, Chief Secretary's Office	343
Cleary, Michael	Dispatch Clerk, Chief Secretary's Office	343
Cleary, William	Clerk, Public Library	355
Cleary, John	Searcher of Customs, Echuca	382
Cleary, J.	Clerk of Petty Sessions, Echuca	367
Clerke, Thomas F.	Clerk, Post Office, Melbourne	386
Clendinning, George	Coroner, Ballaarat	369
Climance, G.	Sorter, Post Office, Melbourne	387
Clissold, Stephen T.	Police Magistrate, Ballaarat	365
Clow, James M.	Police Magistrate, Steiglitz	366
Clow, James M.	Warden, Gold Fields	376
Clowes, Joseph	Clerk of Petty Sessions, Newstead	368
Coates, John	Public Vaccinator, South Yarra	349
Cobham, F. McCrae	Superintendent of Police (1st class)	350
Cock, Charles	Extra Clerk, Audit Office	356
Coffey, Patrick	Postmaster, Amphitheatre	389
Coffin, James	Clerk of Petty Sessions, Hepburn	367
Coffin, John, S. C.	Deputy Registrar of Births and Deaths, Hepburn	345
Collier, W.	Postmaster, Warreneep	396
Cogdon, J.	Coroner, Ballaarat	369
Cogdon, J.	Police Magistrate, Buninyong	365
Cogdon, John	Warden, Gold Fields	376
Coller, Jno.	Postmaster, Merton	393
Coller, John	Deputy Registrar of Births and Deaths, Merton	345
Colles, Richard	Sheriff, Maryborough	359
Colles, Richard	Deputy Sheriff, Castlemaine	359
Colles, Richard	Deputy Sheriff, Sandhurst	359
Colles, James	Manager, Electric Telegraph and Postmaster, Back Creek	389, 398
Collett, George	Postmaster, Maryborough	389
Collier, William	Manager, Electric Telegraph, Gisborne	397
Collier, James Lyon	Manager, Electric Telegraph and Postmaster, Clunes	390, 397
Collier, W.	Postmaster, Gisborne	392
Collins, John	Postmaster, Redcastle	394
Collins, O. W.	Clerk, Post Office, Melbourne	387
Collins, O.	Clerk of Petty Sessions, Williamstown	369
Collis, William	Photo-Lithographer, Survey Office	373
Colliss, T.	Postmaster, Yarram Yarram	397
Collville, Hugh	Clerk, Chief Secretary's Office	343
Combe, Matthew, LL.D.	Crown Prosecutor, Beechworth, &c.	363
Comrie, Thos.	Postmaster, Jones's Creek	392
Comyns, Charles	Clerk Assistant, Legislative Council	341
Connerton, James	Standpipe Keeper, Sewerage and Water Supply	376
Connor, Geo.	Postmaster, Wickliffe	396
Constable, A. H.	Gold Receiver, Avoca	371
Cookson, Chas.	Deputy Registrar of Births and Deaths, Upper Plenty	346
Cooper, Thomas W.	Assistant Land Surveyor	373
Cooper, John S.	Clerk of Petty Sessions, Bacchus Marsh	366
Cooper, W. R.	Postmaster, Steiglitz	395
Cooper, J. S.	Deputy Registrar of Births and Deaths, Bacchus Marsh	344
Cope, Thos. S.	Judge, County Court, Beechworth	360
Corbet, Frederick Vincent	Operator, Electric Telegraph	398
Corbett, Francis A.	Clerk, Registrar-General's Office	343
Costello, John	Acting Clerk of Petty Sessions, Sandy Creek	368
Couchman, Thomas	Assistant Land Surveyor	373
Coulthard, T. S.	Deputy Registrar of Births and Deaths, St. Leonard's	346
Coulthard, F. S.	Postmaster, St. Leonard's	394
Counsel, P. R.	Draftsman, Survey Office	373
Counsel, Richard	Draftsman, Survey Office	372
Counsel, Loughlin	Draftsman, &c., Survey Office	372
Courtis, E. C.	Postmaster, Casterton	390
Coverdale, James	Officer of Customs, Port of Belvoir	382
Coverdale, James	Manager, Electric Telegraph, Belvoir	398
Coverdale, James	Postmaster, Belvoir	389
Cowley, Colin Geo.	Harbor Pilot	385
Cox, Wm.	Deputy Registrar of Births and Deaths, Broadmeadows	344
Cox, A. D.	Bailiff, County Court, Wedderburne	363
Cox, Frederick	Postmaster, Rushworth	394
Cox, A. D.	Bailiff, County Court and Court of Mines, Inglewood	361
Cox, H. L.	Marine Surveyor	374
Craig, Andrew	Messenger, Audit Office	356
Craig, D. B.	Deputy Registrar of Births and Deaths, Yambuk	346
Crawford, W.	Police Magistrate, Williamstown	366
Crawford, Wm.	Member of Steam Navigation Board	386
Crawford, William	Visiting Justice, Penal Establishments	353
Crawley, John W.	Road Engineer	401
Creagh, Benjamin, B.	Clerk of Petty Sessions, Harrow	367
Creagh, Benj. B.	Deputy Registrar of Births and Deaths, Harrow	344
Creagh, B. B.	Registrar of Marriages, Harrow	347
Creamer, E.	Postmaster, Navarre	394

INDEX OF OFFICERS—continued.

Name.	Office.	Page in the Book in which his Office is described.
Creelman, John A. ...	Deputy Registrar of Births and Deaths, Lake Learmonth ...	345
Creelman, J. A. ...	Public Vaccinator, Lake Learmonth ...	349
Cremer, Mary ...	Cook, Immigration Department ...	384
Green, James L. ...	Manager, Electric Telegraph, Yackandandah ...	398
Green, J. L. ...	Postmaster, Yackandandah ...	396
Crenion, P. ...	Temporary Geodetic Surveyor ...	373
Crespigny, Philip C. ...	Warden, Gold Fields ...	376
Crespigny, P. C. ...	Police Magistrate, Amherst ...	365
Creswell, Wm. J. ...	Clerk, Audit Office ...	356
Crichton, Peter ...	Postmaster, Donnybrook ...	391
Crichton, Peter ...	Deputy Registrar of Births and Deaths, Kalkallo ...	245
Crispo, L. S. ...	Writer, Marine Survey ...	374
Croft, William ...	Operator, Electric Telegraph, Melbourne ...	397
Croft, A. C. ...	Postmaster, Sandridge ...	395
Croft, C. ...	Operator in Charge, Electric Telegraph, Sandridge ...	398
Crofton, Harman ...	Clerk of Petty Sessions, Benalla ...	366
Crofts, William F. ...	Clerk, Post Office, Melbourne ...	386
Croke, John P. ...	Clerk, Post Office, Ballaarat ...	387
Croker, S. ...	Acting Sorter, Post Office, Castlemaine ...	388
Crosland, G. ...	Deputy Registrar of Births and Deaths, Inglewood ...	345
Crosland, Geo. ...	Public Vaccinator, Inglewood ...	348
Crosland, Geo. ...	Registrar of Marriages, Inglewood ...	347
Crook, W. E. ...	Public Vaccinator, Footscray ...	348
Crossen, H. ...	Public Vaccinator, Carngham ...	348
Crossen, H. V. ...	Coroner, Pitfield ...	370
Cruikshank, C. ...	Clerk, County Court, Sandhurst ...	363
Cue, George ...	Clerk of Petty Sessions, Casterton ...	367
Culkin, John ...	Sub-Inspector of Police ...	351
Cumberland, C. B. ...	Associate to Puisne Judge ...	357
Cumberland, P. B. ...	Landing Waiter, H.M.C., Melbourne ...	379
Cummins, A. C. ...	Clerk, Roads and Bridges ...	400
Cunningham, Patk. ...	Sorter, Post Office, Ararat ...	387
Cunningham, M. ...	Postmaster (Lower Crossing) Reedy Creek ...	393
Currie, George ...	Registrar of Marriages, Pitfield ...	347
Currie, George ...	Deputy Registrar of Births and Deaths, Pitfield ...	345
Curtin, Eliza ...	Postmistress, Gnarwarre ...	392
Curtis, Robert ...	Fourth Attendant, Public Library ...	355
Cuthbert, K. ...	Assistant Engineer, Railway Department ...	400
D.		
Daintree, Richard ...	Field Geological Surveyor ...	374
Dalachy, John ...	Curator, Botanic Gardens ...	355
Daly, James ...	Police Magistrate, Ballaarat ...	365
Daly, James ...	Warden, Gold Fields ...	376
Daly, D. B. ...	Clerk of Petty Sessions, Chiltern ...	367
Daly, James ...	Police Magistrate, Hepburn (Daylesford) ...	365
Daly, R. H. ...	Clerk, Survey Office ...	374
Dana, William A. P. ...	Superintendent of Police (1st class) ...	350
Dana, W. A. P. ...	Inspector of Distilleries ...	384
Daniell, John ...	Locker, H.M.C., Melbourne ...	379
Daniell, John ...	Weigher, H.M.C., Melbourne ...	379
Daniell, Edwd. ...	Manager, Electric Telegraph, Dunolly ...	398
Daniel, F. ...	Public Vaccinator, Kingston ...	349
Daniell, J. ...	Acting Keeper of Powder Magazine, Melbourne ...	384
Daniell, Edward ...	Postmaster, Dunolly ...	388
Darbyshire, G. C. ...	Member of the Board of Science ...	377
Darbyshire, John ...	Assistant Surveyor ...	373
D'Arcy, De Burgh ...	Rate Collector, Sewerage and Water Supply ...	376
D'Arcy, William ...	Junior Assistant, Electric Telegraph Office ...	397
Dash, E. ...	Clerk, Treasury, Melbourne ...	370
Dash, E. ...	Clerk, Receiver and Paymaster's Office, Ararat ...	371
Date, F. ...	Deputy Registrar of Births and Deaths, Amphitheatre ...	343
Davy, E. ...	Deputy Registrar of Births and Deaths, Malmsbury ...	345
Davy, Edward ...	Public Vaccinator, Malmsbury ...	349
Davidson, W. K. ...	Tidewater, H.M.C., Williamstown ...	380
Davidson, H. ...	Clerk, Post Office, Castlemaine ...	388
Davidson, John ...	Inspector of Works, Railway Department ...	400
Davidson, Wm. E. ...	Draftsman, Public Works Office ...	375
Davies, H. ...	Postmaster, Yowen Hill ...	397
Davies, Edward ...	Locker, H.M.C., Melbourne ...	379
Davies, James ...	Weigher, H.M.C., Melbourne ...	379
Davis, William ...	Queen's Locker and Warehouse Keeper, Melbourne ...	378
Davies, T. ...	Public Vaccinator, Stanley ...	349
Davis, Joseph B. ...	Turnkey, Castlemaine Gaol ...	352
Dawson, Francis ...	Road Overseer ...	401
Dawson, R. H. ...	Tidewater, H.M.C., Williamstown ...	380
Dawson, Walter J. ...	Clerk, Sheriff's Office, Ballaarat ...	359
Dawson, Charles H. ...	Assistant Clerk of Petty Sessions, Geelong ...	367

INDEX OF OFFICERS—continued.

Name.	Office.	Page in the Book in which his Office is described.
Dawson, W. T.	District Surveyor	373
Day, J.	Postmaster, Gap	392
Dean, H. D.	Coroner, Wedderburne	370
Deane, James	Senior Pilot	385
Deane, Francis W.	Senior Pilot	385
Delaney, Richard	Road Overseer	401
Delaney, W. H.	Clerk, Shipping Master's Office	378
Dempster, J. H.	Public Vaccinator, Rutherglen	349
Denbigh, John S.	Clerk to Commissioner of Mines... ..	376
Denys, A. F.	Clerk of Railways	398
Dennys, A. F.	Clerk, Sewers and Water Supply	375
Despard, Samuel	Clerk of Petty Sessions, Mortlake	368
De Tracy, W.	Clerk, &c., Survey Office	373
Dethbridge, J.	Sorter, Post Office, Sandhurst	389
Deverell, R. W.	Manager, Electric Telegraph, Albury	398
Deverell, S. R.	Manager, Electric Telegraph, Sandhurst	397
Deverell, S.	Manager, Electric Telegraph, Maryborough	397
Devine, Kate	Postmistress, Guildford... ..	392
Devlin, Arthur	Member of the Pilot Board	385
Dewar, Archibald R.	Locker, H.M.C., Melbourne	379
Dewey, Charles	Weigher, H.M.C., Melbourne	379
Dick, Thomas	Postmaster, Swan Hill	395
Dick, Andrew M.	Clerk, Audit Office	356
Dickinson, W. H.	Registrar of Marriages, Broadmeadows	344
Dickinson, W. Hy.	Deputy Registrar of Births and Deaths, Broadmeadows	347
Dickson, T. S.	Postmaster, Euroa	391
Dickson, Thomas Samuel	Deputy Registrar of Births and Deaths, Euroa	344
Dickson, Hy.	Postmaster, Hawthorn	392
Dignan, Thomas	Deputy Registrar of Births and Deaths, Woollert	346
Dignan, Thomas	Postmaster, Epping	391
Dimock, G.	Public Vaccinator, Greensborough	348
Dimock, Geo.	Public Vaccinator, Preston, Woollert, and Thomastown	349
Dimock, G.	Deputy Registrar, Preston	346
Disney, Robert	Sub-Inspector of Police... ..	351
Dixon, James	Bailiff, County Court, Kyneton	362
Dixon, H. R.	Bailiff, County Court, Gisborne	361
Dixon, James	Postmaster, Braybrook... ..	390
Dobbin, C. L.	Clerk of Petty Sessions, Sandridge	368
Dobbin, C. L.	Clerk of Petty Sessions, Williamstown	369
Dobbyn, William A.	Coroner, Wangaratta	370
Dobbyn, W. A.	Public Vaccinator, Wangaratta	350
Dobinson, J. H.	Postmaster, Ararat	387
Dobson, John	Sub-Inspector of Police... ..	351
Dobson, John	Clerk of Petty Sessions, Dandenong	367
Dobson, John	Deputy Registrar of Births and Deaths, Dandenong	344
Dobson, John	Postmaster, Dandenong	391
Docherty, James	Weigher, H.M.C., Geelong	381
Dockery, A.	Postmaster, Smeaton	395
Dod, Charles	Deputy Registrar of Births and Deaths, Queenscliff	346
Dod, Charles	Postmaster, Queenscliff... ..	394
Doherty, Owen	Postmaster, Yambuk	396
Donald, Peter F.	Chief Warder, Penal Establishment	353
Donald, Peter	Clerk, Penal Establishment	353
Donkin, Ralph	Engineer, Sewerage and Water Supply	375
Donaldson, H.	Public Vaccinator, Conewarre	348
Donegan, M.	Road Overseer	401
Donkin, Ralph	Inspector, Sewerage and Water Supply	375
Donne, G.	Postmaster, Redbank	394
Doogan, Hugh	Postmaster, Pyalong	394
Doolan, D.	Weigher, H.M.C., Melbourne	380
Doolan, Thomas	Registrar of Marriages, Portland	345
Doolan, Thomas	Deputy Registrar of Births and Deaths, Portland	347
Dopping, William	Assistant Librarian, Houses of Parliament	342
Dore, Frederick	Manager, Electric Telegraph, Streatham	398
Dore F.	Postmaster, Sandridge	395
Dore, Frederick	Operator, Electric Telegraph, Sandridge	398
Dore, F.	Postmaster, Streatham	395
Douglas, W.	Postmaster, Green Hill... ..	392
Dow, A.	Coroner, Amherst	369
Dow, A.	Public Vaccinator, Amherst	347
Dowden, R. A.	Temporary Draftsman, Public Works Office	375
Dowling, J.	Clerk, Railway Department	399
Dowling, C. C.	Police Magistrate, Creswick	365
Dowling, C. C.	Police Magistrate, Raglan	366
Dowling, Charles C.	Warden, Gold Fields	377
Dowling, Ph. T.	Deputy Registrar of Births and Deaths, Keilor	345
Down, S. J.	Audit Clerk, Railway Department	398
Down, Octavius	Clerk, H.M.C., Melbourne	378
Down, James	Audit Clerk, Railway Department	398

INDEX OF OFFICERS—continued.

Name.	Office.	Page in the Book in which his Office is described.
Down, Richard	Senior Landing Surveyor, H.M.C., Melbourne	379
Downey, M. H.	Clerk, Railway Department	398
Downing, Henry	Sub-Inspector of Police	351
Downing, Samuel	Clerk, H.M.C., Melbourne	378
Doyle, P. A.	Clerk, Railway Department	400
Doyle, James	Clerk, Roads and Bridges Office	400
Draper, H. J. M.	Senior Pilot	385
Drevermann, F. W.	Postmaster, Lucknow	393
Drevermann, F. W.	Deputy Registrar of Births and Deaths, Lucknow	345
Drummond, Jas. B.	Clerk, Commissioner Crown Lands Office	373
Drummond, W. H.	Police Magistrate, Wahgunyah	366
Drummond, W. H.	Police Magistrate, Beechworth	365
Drummond, Wm. H. M.	Warden, Gold Fields	377
Drury, Joseph	Clerk of Petty Sessions, Avenel	366
Drury, J.	Postmaster, Avenel	389
Drury, Arthur	Clerk of Petty Sessions, Ballarat	366
Drury, G. D.	Public Vaccinator, Mount Ararat	349
Dryburgh, Thomas	Collector, H.M.C., Melbourne	378
Duff, Rev. Alexander	Deputy Registrar of Births and Deaths, Cranbourne	344
Duffy, C. Gavan	Commissioner of Lands and Survey	372
Duigan, Henry V.	Clerk of Petty Sessions, Collingwood	367
Dukes, Chas.	Public Vaccinator, Oakleigh, Malvern, and Caulfield	349
Dumas, Alexander Geo.	Clerk Assistant, Legislative Assembly	342
Duncan, Geo. O.	Superintendent, Penal Establishment	353
Dunderdale, George	Clerk of Petty Sessions, Colac	367
Dunderdale, George	Registrar of Marriages, Colac	347
Dunderdale, George	Deputy Registrar of Births and Deaths, Colac	344
Dunlop, H.	Deputy Registrar of Births and Deaths, Anderson's Creek	344
Dunn, George	Clerk and Storekeeper, Penal Establishment	353
Dunn, John	Clerk, Audit Office	356
Dunn, Robert C.	Assistant Registrar of Shipping	378
Dunn, Wm.	Railway Messenger	399
Dunn, W.	Clerk, Railway Department	399
Dunne, Josh. Henry	Crown Prosecutor	358
Durell, F.	Station Master	399
Dwyer, Peter	Governor of Gaol, Maryborough	353
Dwyer, John	Clerk, Railway Department	399
Dwyer, Mary Ann	Matron, Maryborough Gaol	353
E.		
Eades, J. C.	Clerk, Gold Office, Melbourne	371
Eades, Samuel	Postmaster, Bellerine	389
Earle, J.	Pressman, Survey Office	373
Eassie, Chas.	Postmaster, Mount Moliagul	393
East, Alfred William	Extra Clerk, H.M.C., Melbourne	379
Easton, Geo.	Postmaster, Reedy Creek	394
Eastwood, H. S.	Bailiff, County Court, Belfast	360
Eaton, Henry F.	Accountant, Stores and Transit	372
Eaton, T. A.	District Clerk of Works and Draftsman	374
Eaves, Thos.	Road Overseer	401
Eekersall, William	Rate Collector, Sewerage and Water Supply	376
Edelsten, S. J.	Postmaster, Peter's Diggings	394
Edmonston, J.	Public Vaccinator, Ballan	347
Edwards, Thos. E.	Postmaster, Mount Blackwood	393
Edwards, S. L.	Clerk, Receiver and Paymaster's Office, Melbourne	371
Edwards, Thos.	Clerk, Post Office, Melbourne	386
Edwards, Thomas	Librarian, Sheriff's Office	359
Edwards, E. D.	Road Overseer	401
Egan, John	Messenger, Commissioner of Mines Office	376
Eicke, George	Searcher of Customs, Mildura	382
Elder, A. M.	Deputy Registrar of Births and Deaths, Skipton	346
Elder, J.	Deputy Registrar, Cressy	344
Elder, N. G.	Registrar of Marriages, Rokewood	347
Elder, N. G.	Deputy Registrar of Births and Deaths, Rokewood	346
Elder, A. McK.	Postmaster, Skipton	395
Elder, Douglas	Foreman of the Marine Yard, Hobson's Bay	382
Elderton, H. C. A.	Clerk, Railway Department	398
Elkington, J. T.	Road Overseer	401
Elkins, Henry	Clerk in Paymaster's Office of Police	350
Ellerker, W. H.	Draftsman, Railway Department	400
Ellerman, H. C.	Postmaster, Lake Hindmarsh	393
Ellery, Robert L. J.	Superintendent, Geodetic Survey	373
Elliott, Joseph	Rate Collector, Sewerage and Water Supply	376
Elliott, James	Postmaster, Cavendish	390
Elliott, J.	Deputy Registrar of Births and Deaths, Cavendish	344
Elliott, E. R.	Postmaster, Beechworth	388
Ellis, A. D.	Postmaster, Maldon	393
Ellis, Louis	Clerk, Sheriff's Office	359

INDEX OF OFFICERS—continued.

Name.	Office.	Page in the Book in which his Office is described.
Ellis, Henry ...	Operator in Charge, Electric Telegraph, Taradale ...	398
Ellis, George ...	Clerk, H.M.C., Melbourne ...	378
Ellis, Hy. ...	Postmaster, Taradale ...	395
Ellis, Arthur D. ...	Manager, Electric Telegraph, Maldon ...	398
Elstob, Thomas Wilson ...	Clerk, Electric Telegraph Office ...	397
Elstone, S. ...	Postmaster, Mount Pleasant ...	393
Ely, R. G. ...	Postmaster, Keilor ...	392
Ely, Albert L. ...	Deputy Registrar of Births and Deaths, Wangaratta ...	346
Ely, Albert L. ...	Clerk of Petty Sessions, Wangaratta ...	369
Embling, Thomas ...	Member of Board, Protector of Aborigines ...	356
Emery, Robert H. ...	Clerk, Audit Office ...	356
Emery, William ...	Weigher, H.M.C., Geelong ...	379
England, Henry ...	Roman Catholic Chaplain, Penal Establishments ...	353
English, Edwd. ...	Postmaster, Carlsruhe ...	390
English, William ...	Postmaster, Black Forest ...	390
Evans, Saml. ...	Senior Pilot ...	385
Everard, F. W. ...	Postmaster, Kingston ...	393
Evershed, W. ...	Clerk, Survey Office ...	374
Ewing, Robert ...	Deputy Registrar of Births and Deaths, Caramut ...	344
Ewing, Robert ...	Postmaster, Caramut ...	390
Ewing, Robert ...	Clerk of Petty Sessions, Caramut ...	367
Ewing, Samuel ...	Weigher, H.M.C., Melbourne ...	380
Eyes, C. ...	Postmaster, Lamplough ...	393
F.		
Fagan, Thomas ...	Clerk, Post Office, Melbourne ...	386
Fair, W. ...	Bailiff, County Court, Pleasant Creek ...	362
Falconbridge, J. ...	Weigher, H.M.C., Melbourne ...	380
Farrar, Frederick ...	Operator in Charge, Electric Telegraph, Inglewood ...	398
Farrar, Frederick ...	Assistant Operator, Electric Telegraph, Sandhurst ...	397
Farrange, Henry ...	Road Overseer ...	401
Farie, Claud ...	Sheriff, Melbourne ...	359
Farquhar, David R. ...	Landing Waiter, H.M.C., Melbourne ...	379
Farquharson, Henry H. ...	Usher, Legislative Council ...	347
Farquharson, Arthur C. ...	Clerk, Shipping Master's Office ...	378
Farquharson, H. H. ...	Comptroller, Parliament Houses ...	342
Farrar, Alfred ...	Clerk, National School Board ...	357
Farrell, Fredk. ...	Road Engineer ...	401
Farrell, Patrick ...	Road Overseer ...	401
Farrell, William ...	Road Overseer ...	401
Fawssett, L. ...	Clerk of Petty Sessions, Yan Yean ...	369
Fawthrop, James ...	Pilot, Portland ...	382
Fawthrop, James ...	Harbor Master and Pilot, Portland ...	385
Fawkner, William ...	Landing Waiter, H.M.C., Warrnambool ...	381
Fearon, James ...	Operator, Electric Telegraph Office ...	397
Feinaigle, Chas. Gregory ...	Clerk, Police Department ...	350
Fehon, W. M. ...	Clerk, Audit Branch, Railways ...	398
Fenwick, W. D. ...	Postmaster, Penshurst ...	394
Field, J. ...	Postmaster, Templestove ...	395
Ferguson, Charles ...	President of the Pilot Board ...	385
Ferguson, Charles ...	Chief Harbor Master ...	382
Ferguson, Charles ...	Member of Steam Navigation Board ...	386
Ferguson, Wm. ...	Clerk of Petty Sessions, Camperdown ...	367
Fermaner, D. ...	Harbor Master, Port Albert ...	382
Fernald, B. H. ...	Postmaster, Pitfield ...	394
Ferrier, W.L. ...	Postmaster, Kangaroo ...	392
Ferres, John ...	Government Printer ...	372
Ferris, Jacob ...	Postmaster, Port Albert ...	394
Ferris, J. ...	Postmaster, Melton ...	393
Fetherstonhaugh, C. ...	Police Magistrate, Hamilton ...	365
Fiddimont, George ...	Turnkey, Ararat Gaol ...	353
Field, T. ...	Postmaster, Whim Holes ...	396
Fielden, J. H. ...	Junior Clerk, Post Office, Melbourne ...	387
Fielden, S. ...	Sorter, Post Office, Melbourne ...	387
Fielder, Thomas ...	Weigher, H.M.C., Geelong ...	381
Finlay, Wm. ...	Inspector of Works, Railway Department ...	400
Finn, Edmund ...	Clerk of the Papers, Legislative Council ...	341
Firebrace, W. P. ...	Clerk, Prothonotary's Office ...	356
Fisher, James ...	Manager, Electric Telegraph, Maryborough ...	397
Fisher, John ...	Gold Receiver, Creswick ...	371
Fisher, Robt. J. ...	Public Vaccinator, Livingstone Creek ...	348
Fisher, M. W. ...	Postmaster, Dunkeld ...	391
Fitzgerald, D. K. ...	Deputy Registrar of Births and Deaths, Glenorchy ...	344
Fitzgibbon, J. ...	Road Overseer ...	401
Fitzmaurice, L. ...	Bailiff, County Court, Dunolly ...	361
Fitzsimmons, G. W. ...	Clerk, Receiver and Paymaster's Office, Geelong ...	371
Flack, G. ...	Postmaster, Ballan ...	389
Flannery, O. ...	Deputy Registrar of Births and Deaths, Euroa ...	344

INDEX OF OFFICERS—continued.

Name.	Office.	Page in the Book in which his Office is described.
Flattely, Thomas ...	Postmaster, Cathcart ...	390
Fleming, J. K. ...	Postmaster, Werracknehal ...	396
Fletcher, Charles Hy. ...	Clerk, Survey Office ...	373
Fletcher, Nathaniel ...	Clerk to Shorthand Writer ...	355
Flint, David ...	Bailiff, County Court and Court of Mines, Yackandandah ...	363
Flynn, P. ...	Postmaster, Serpentine Creek ...	395
Foley, Pierre G. ...	Road Overseer ...	301
Forbes, Thos. John ...	Clerk, Survey Office ...	373
Forbes, J. G. ...	Clerk of Petty Sessions, Sandy Creek ...	368
Forbes, D. W. ...	Deputy Registrar of Births and Deaths, Echuca ...	344
Forbes, Donald W. ...	Manager, Electric Telegraph, and Postmaster, Echuca ...	391, 398
Forbes, J. A. ...	Registrar of Marriages, Swan Hill ...	347
Forbes, Jas. Aug. ...	Deputy Registrar of Births and Deaths, Swan Hill ...	346
Forbes, J. G. ...	Judge, County Court, Castlemaine ...	360
Forbes, J. G. ...	Judge, County Court, Geelong ...	361
Force, H. B. ...	Clerk, Sewerage and Water Supply ...	375
Ford, Henry B. ...	Lighthouse Keeper, Cape Otway ...	383
Ford, Henry ...	Clerk in Master-in-Equity's Office ...	358
Ford, F. T. W. ...	Public Vaccinator, Melbourne ...	348
Ford, H. B. ...	Deputy Registrar of Births and Deaths, Cape Otway ...	344
Ford, F. ...	Postmaster, Merino ...	393
Ford, James ...	Senior Turnkey, Geelong Gaol ...	352
Forest, D. C. ...	Road Overseer ...	401
Forster, Henry ...	Deputy Registrar of Births and Deaths, Footscray ...	344
Fosbery, M. D. ...	Clerk of Petty Sessions, Yan Yean ...	369
Fosbery, Edmund W. ...	Clerk, Police Department ...	350
Fosbery, John W. ...	Accountant, Attorney-General's Office ...	358
Foster, Henry ...	Inspector of Distilleries ...	384
Foster, Henry ...	Superintendent of Police (1st class) ...	350
Foster, Henry ...	Searcher of Customs, Swan Hill ...	382
Foster, W. H. ...	Police Magistrate, Ballarat ...	365
Foulkes, Henry ...	Draftsman, Railway Department ...	400
Fowler, H. ...	Gold Receiver, Raglan ...	371
Fox, Henry T. ...	Public Vaccinator, Kew ...	349
Foy, William ...	Lighthouse Keeper, Shortland's Bluff ...	383
Foy, Henry ...	Turnkey, Kilmore Gaol ...	352
Frame, J. W. ...	Coroner, Hexham ...	370
Francis, W. ...	Registrar of Marriages, Cheltenham ...	347
Francis, W. ...	Deputy Registrar of Births and Deaths, Cheltenham ...	344
Francis, Richard ...	Clerk to Commissioner of Mines ...	376
Frank, Henry ...	Postmaster, Linton's ...	393
Franklin, C. ...	Postmaster, Preston Hill ...	394
Franklin, James ...	Turnkey, Sandhurst Gaol ...	352
Franks, J. E. F. ...	Clerk, Railway Department ...	399
Fraser, S. L. ...	Clerk, H.M.C., Melbourne ...	378
Freeman, Samuel E. ...	Superintendent of Police (1st class) ...	350
Freeman, Walter ...	Draftsman, Survey Office ...	372
Freemantle, W. ...	Clerk, Prothonotary's Office ...	358
Frewer, Alexander ...	Bailiff, County Court, Portland ...	362
Frood, H. W. ...	Deputy Registrar of Births and Deaths, Glenorchy ...	344
Frusher, J. ...	Postmaster, Waterloo ...	396
Fryer, Francis ...	Postmaster, Castlemaine ...	388
Fryer, Jno. K. ...	Member of Pilot Board ...	385
Fuge, Robert ...	Postmaster, Warringal ...	396
Fullarton, Robert ...	Assistant Harbor Master ...	382
Furlong, George H. ...	Clerk, Public Works Office ...	375
Furnell, Samuel S. ...	Superintendent of Police (2nd class) ...	350
Furnell, Samuel S. ...	Inspector of Distilleries ...	384
Fyfe, W. ...	Clerk, Railway Department ...	399
G.		
Gaggin, Thos. ...	Messenger and Housekeeper, Audit Office ...	356
Gains, A. B. ...	Clerk, Treasury, Melbourne ...	370
Gair, James ...	Locker, H.M.C., Melbourne ...	379
Galbraith, William ...	Clerk, Post Office, Melbourne ...	386
Gale, Harriett ...	Senior Female Turnkey, Western Gaol, Melbourne ...	351
Gale, John ...	Gaoler, Western Gaol, Melbourne ...	351
Galt, Alexander ...	Accountant, Public Works Office ...	375
Gardiner, Robert ...	Senior Chief Warden, Penal Establishment ...	353
Garratt, Hy. ...	Postmaster, McIntyre's ...	393
Garton, Richard ...	Deputy Registrar of Births and Deaths, Hamilton ...	345
Garton, Richard ...	Registrar of Marriages, Hamilton ...	347
Garton, Richard ...	Clerk of Petty Sessions, Hamilton ...	367
Gartside, A. ...	Postmaster, Brown's Diggings ...	390
Gates, James ...	Landing Surveyor, Geelong ...	381
Gaunson, James ...	Senior Pilot ...	385
Gaunt, William H. ...	Warden, Gold Fields ...	376
Gaunt, J. M. ...	Gold Receiver, Inglewood ...	371

INDEX OF OFFICERS—continued.

Name.	Office.	Page in the Book in which his Office is described.
Gaunt, W. H. ...	Police Magistrate, Indigo ...	365
Gay, Charles Henry ...	Manager, Electric Telegraph, Woodend ...	398
Gay, Thos. ...	Assistant Operator, Electric Telegraph, Mount Gambier ...	398
Geary, Harry Vincent ...	Superintendent of Police (2nd class) ...	350
Geary, H. V. ...	Inspector of Distilleries ...	384
Geary, Henry ...	Public Vaccinator, Kyneton ...	349
Geary, Joseph ...	Inspector, Denominational Schools ...	357
Geary, Henry ...	Coroner, Kyneton ...	370
Gedge, William Edward ...	Landing Waiter, H.M.C., Melbourne ...	379
Gee, Joseph W. ...	Governor of Gaol, Sandhurst ...	352
Gee, Mary S. ...	Matron, Gaol, Sandhurst ...	352
Gill, C. S. ...	Clerk, Railway Department ...	399
Geoghegan, William ...	Keeper of Museum ...	355
George, Joseph ...	Deputy Registrar of Births and Deaths, Brunswick ...	344
George, Joseph ...	Postmaster, Brunswick ...	390
Gery, John ...	Turnkey, Sandhurst Gaol ...	352
Gibbs, James H. ...	Clerk, Post Office, Melbourne ...	386
Gibbs, Richard ...	Clerk, Registrar-General's Office ...	343
Gibbs, J. ...	Sorter, Post Office, Melbourne ...	387
Gibbs, Thomas ...	Postmaster, Armstrong's ...	389
Gibbins, William ...	Road Engineer (acting) ...	401
Gibson, Thomas ...	Turnkey, Ararat Gaol ...	353
Gibton, Robert ...	Clerk, Registrar-General's Office ...	343
Gilbert, L. A. ...	Postmaster, Birregurra ...	390
Gillfillan, John A. ...	Locker, H.M.C., Melbourne ...	379
Gill, Samuel M. ...	Clerk, Legislative Assembly ...	342
Gilles, B. E. ...	Clerk, Sewerage and Water Supply ...	375
Gilles, Lewis ...	Police Magistrate, Warrnambool ...	366
Ginn, J. L. ...	Station Master, Railway, Albion ...	399
Ginn, T. L. ...	Deputy Registrar of Births and Deaths, Sunbury ...	346
Ginn, T. L. ...	Postmaster, Sunbury ...	395
Girdlestone, T. M. ...	Coroner, Ararat ...	369
Goldie, J. J. ...	Coroner, Alberton ...	369
Goldie, J. J. ...	Public Vaccinator, Alberton ...	347
Goldie, J. J. ...	Coroner, Palmerston ...	370
Goldstone, R. ...	Public Vaccinator, Cheltenham ...	348
Goldstone, Richard ...	Registrar of Marriages, Cheltenham ...	347
Goldstone, Richard ...	Deputy Registrar of Births and Deaths, Cheltenham ...	344
Gomm, Henry Thomas ...	Clerk, Registrar-General's Office ...	343
Goode, Joseph ...	Clerk, Chief Secretary's Office ...	343
Goodshaw, William ...	Deputy Registrar of Births and Deaths, Avoca ...	343
Goodsir, D. J. C. ...	Landing Waiter, H.M.C., Portland ...	381
Goold, W. ...	Postmaster, Jamieson's Diggings ...	392
Gordon, Michael F. ...	Landing Surveyor, Geelong ...	381
Gordon, T. D. ...	Tidewaiter, H.M.C., Geelong ...	381
Gore, Henry ...	Road Overseer, Roads and Bridges ...	401
Gorman, Michael ...	Clerk, Gaol, Melbourne ...	351
Goslett, Joseph ...	Clerk of Petty Sessions, Emerald Hill ...	367
Gosling, Richard ...	Postmaster, Meredith ...	393
Gossett, Daniel W. ...	Landing Waiter, H.M.C., Melbourne ...	379
Grace, John ...	Public Vaccinator, Geelong, Newtown ...	348
Graham, Arthur ...	Clerk, Gold Fields ...	377
Graham, P. C. ...	Clerk, Roads and Bridges Office ...	400
Grant, Donald ...	Postmaster, Bet Bet ...	390
Grant, C. J. ...	Registrar of Marriages, Sandy Creek ...	347
Grant, T. P. ...	Postmaster, Doncaster ...	391
Grant, Macpherson James ...	Commissioner of Public Works ...	374
Grant, Thomas ...	Clerk, Post Office, Ballarat ...	387
Grant, A. McP. ...	Postmaster, Burrumbeet ...	390
Grant, C. J. ...	Public Vaccinator, Sandy Creek ...	349
Grant, J. C. ...	Coroner, Newbridge ...	370
Grant, T. W. ...	Deputy Registrar of Births and Deaths, Doncaster ...	344
Gray, A. ...	Postmaster, Eddington ...	391
Gray, John ...	Senior Turnkey, Ararat Gaol ...	353
Gray, A. S. ...	Public Vaccinator, Lethbridge ...	349
Gray, J. R. ...	Postmaster, Wedderburne ...	396
Green, Thomas ...	Manager, Electric Telegraph, Castlemaine ...	397
Green, Reginald ...	Inspector of Distilleries ...	384
Green, Reginald ...	Inspector of Police (1st class) ...	350
Green, John ...	Clerk and Draftsman, Survey Office ...	373
Green, Miss Fanny ...	Assistant in Charge, Electric Telegraph, Queenscliff ...	398
Greene, John ...	Public Vaccinator, Euroa ...	348
Greene, Francis ...	Clerk, County Court, Ballarat ...	360
Greene, F. W. ...	2nd Clerk, County Court, Ballarat ...	360
Greene, W. H. ...	District Engineer, Railway Department ...	399
Gregory, E. H. ...	Purveyor, Parliament Houses ...	342
Greig, E. J. ...	Draftsman, Railway Department ...	400
Greville, Chaloner ...	Clerk, H.M.C., Melbourne ...	378
Grier, Charles ...	Public Vaccinator, Portland ...	349

INDEX OF OFFICERS—continued.

Name.	Office.	Page in the Book in which his Office is described.
Griffith, B.	Postmaster, Richmond	394
Griffith, James	Lecturer, Civil Engineering, University	342
Grigg, Robert N.	Clerk, H.M.C., Melbourne	378
Groves, G. E.	Postmaster, Carisbrook	390
Groves, George	Operator in Charge, Electric Telegraph, Carisbrook	398
Grover, William A.	Clerk, Roads and Bridges Office	400
Grylls, G. W. F.	Clerk of Petty Sessions, Brunswick	367
Gudemann, R.	Accountant, Treasury	370
Guillaume, George J.	Clerk, Audit Office	356
Guillaume, J. J.	Deputy Registrar of Births and Deaths, Toorak	346
Gummow, B. W.	Coroner, Swan Hill	370
Gummow, B. W.	Public Vaccinator, Swan Hill	349
Gunn, George	Road Overseer	401
Gunn, William	Postmaster, Kangaroo Flat	392
Gunning, Charles E.	Clerk, H.M.C., Melbourne	378
Gunning, Joseph	Postmaster, Toorak	395
Gurden, R. S.	Postmaster, Inglewood	392
Gurner, Henry F.	Crown Solicitor	358
Gurney, J. J.	Postmaster, Sulky Gully	395
Guthrie, John	Collector, H.M.C., Geelong	381
Guthrie, H. M.	Junior Landing Surveyor, H.M.C., Melbourne	379
Guthrie, Robert	Inspector of Works, Railway Department	400
Guy, William Henry	Sub-Overseer, Printing Office	372
H.		
Hackett, Charles P.	Police Magistrate, Melbourne	365
Hackett, James	Overseer of Labor, Gaol, Melbourne	351
Haggart, Peter	Turnkey, Sandhurst Gaol	352
Haines, C.	Postmaster, Warreueep	396
Haines, R.	Postmaster, Woodend	396
Haldam, Alexander	Postmaster, Dromana	391
Hale, J. R.	Sorter, Post Office, Melbourne	387
Hall, Charles	Clerk, H.M.C., Port of Geelong	381
Hall, John	Receiver and Paymaster, Ballaarat	371
Hall, Thomas	Postmaster, Wallan Wallan	396
Hall, W. D.	Postmaster, Brown's Diggings	390
Hallifax, A. W.	Postmaster, Kyneton	388
Hallifax, A. W.	Manager, Electric Telegraph, Kyneton	398
Halley, Ebenezer	Immigration Hospital Dispenser	354
Hamilton, J.	Pressman, Survey Office	373
Hamilton, William Penn	Assistant Operator, Electric Telegraph, Melbourne	397
Hamilton, John P.	Warden, Gold Fields	376
Hamilton, J. P.	Police Magistrate, Smythe's Creek	366
Hamilton, James	Senior Turnkey, Ballaarat Gaol	352
Hamilton, Rev. W.	Deputy Registrar of Births and Deaths, Mortlake	345
Hammet, W. P.	Railway Traffic Superintendent	399
Hammet, W. P.	Railway Station Master	399
Hammond, Henry T.	Clerk, H.M.C., Melbourne	378
Hammond, T. D.	Tidewaiter, H.M.C., Williamstown	380
Hammond, Henry	Overseer of Laborers, Penal Establishment	353
Handfield, William H.	Clerk, Denominational School Board	357
Hanify, Michael J. P.	Clerk of Petty Sessions, Melbourne	368
Hanna, Andrew	Deputy Registrar of Births and Deaths, Campbellfield	344
Hannah, Thomas	Senior Pilot	385
Hannah, John	Assistant Operator Electric Telegraph, Melbourne	397
Hanniford, Thomas	Postmaster, Eltham	391
Hansen, W.	Senior Pilot	385
Harbord, D.	Road Overseer	401
Hardcastle, A.	Clerk, Treasury, Melbourne	370
Hardess, George M.	Reader, Legislative Assembly	342
Hardie, George	Standpipe Keeper, Sewerage and Water Supply	376
Hardie, W. F.	District Engineer, &c., Railway Department	399
Harding, Frederick	Draftsman, Survey Office	372
Hardwick, J. K.	Postmaster, Kensington	392
Hardwick, J. K.	Deputy Registrar of Births and Deaths, Moolap	344
Hardy, William	Clerk of Petty Sessions, Melbourne	368
Hare, Francis	Inspector of Police (2nd class)	350
Harkins, James	Clerk of Petty Sessions, South Barwon	369
Harper, William	Bailiff, County Court, Geelong	361
Harrington, Charles	Clerk to Mining Board	377
Harrington, Charles	Clerk to Chinese Protector	377
Harriott, George	Registrar of Marriages, Hexham	347
Harriott, George	Postmaster, Hexham	392
Harriott, George	Manager, Electric Telegraph, Hexham	397
Harriott, George	Deputy Registrar of Births and Deaths, Hexham	345
Harriott, George	Postmaster, Wickliffe	396
Harrison, Thomas	Clerk, Registrar-General's Office	343
Harrison, George	Warden, Gold Fields	377

INDEX OF OFFICERS—continued.

Name.	Office.	Page in the Book in which his Office is described.
Harrison, G.	Police Magistrate, Castlemaine	365
Harrison, Henry	Tidewaiter, Williamstown	380
Harrison, A. R. C.	Road Engineer	401
Harrison, J. C.	Clerk, Post Office, Melbourne	386
Harrison, Henry Colden Antill	Clerk, H.M.C., Melbourne	378
Harrison, W.	Bailiff, County Court, Wangaratta	363
Harper, Andrew	Articled Clerk, Shorthand Writer	355
Harriman, B. C.	Clerk, Law Offices of the Crown	358
Harrison, J.	Station Master	399
Harte, T.	Sorter, Post Office, Ballarat	387
Harvey, James	Clerk, Harbor Master's Office	382
Harvey, John	Railway Station Master	399
Haasum, J. C.	Postmaster, Alberton	389
Hassall, Josias N.	Superintending Inspector of Board of Health	354
Hatch, John	Postmaster, Great Western	392
Hatch, John	Deputy Registrar of Births and Deaths, Great Western	345
Haverty, James Joseph	Clerk, Crown Solicitor's Office	358
Hayes, W.	Postmaster, Inkermann	392
Hayes, E.	Clerk, Railway Department	399
Hayes, G.	Clerk of Petty Sessions, Snowy Creek	369
Hayter, Henry H.	Clerk, Registrar-General's Office	343
Hawthorne, T. D.	Postmaster, Sandy Creek (Ovens)	395
Hayward, Joseph	Turnkey, Portland Gaol	352
Hayward, G.	Sorter, Post Office, Melbourne	387
Hearn, William E.	Professor of History, &c., University	342
Heath, George	Inspector of Distilleries	384
Heath, Richard	Postmaster, Wyndham	396
Healey, Robert	Turnkey, Maryborough Gaol	353
Healey, Joseph A.	Clerk to Mining Board	377
Heape, W.	Clerk, Treasury, Melbourne	370
Heathcote, Robert W.	Keeper of Powder Magazine, Geelong	384
Heales, The Hon. Richard	Chief Secretary	343
Heales, The Hon. Richard	President of Board, Protector of Aborigines	356
Helpman, Frank	Harbor Master, Warrnambool	383
Helsham, J. J.	Public Vaccinator, Crowlands	348
Hemmy, C.	Clerk, Post Office, Melbourne	386
Henderson, L.	Postmaster, Waterloo	396
Henderson, A.	Postmaster, Carngham	390
Henderson, J. B.	Road Overseer	401
Hendren, Henry A.	Clerk, Registrar-General's Office	343
Hendry, Jas.	Postmaster, Tullamarine	395
Henry, T. G.	Deputy Registrar of Births and Deaths, Malvern and Caulfield	345
Henry, J.	Clerk, Railway Department	399
Henry, Thomas G.	Clerk of Petty Sessions, Gardiner	367
Henshaw, Wm.	Letter Carrier, Daylesford	391
Henty, The Hon. S. G.	Member of Board, Protector of Aborigines	356
Heron, T. D. S.	Police Magistrate, Fryerstown	365
Heron, M. D.	Clerk, Post Office, Castlemaine	388
Heron, Thomas D. S.	Warden, Gold Fields	376
Heron, M. D.	Sorter, Post Office, Ballarat	387
Herring, Alfred	Messenger, Chief Medical Officer's Office	354
Hervey, The Hon. Mathew	Acting President, Legislative Council	341
Hewitt, F.	Postmaster, Warrandyte	396
Hewitt, I. I.	Chief Clerk, Railway Department	398
Heyneman, G. C.	Postmaster, Yandoit	396
Hickling, Frederick James	Clerk, H.M.C., Melbourne	378
Hickling, F. J.	Tidewaiter, H.M.C., Williamstown	380
Hickey, Thomas G. A.	Temporary Clerk to Commissioner of Mines	376
Hicks, Henry	Deputy Registrar of Births and Deaths, Rushworth	346
Hicksh, Roberts	Clerk to Commissioner of Mines	376
Hicks, Johnson	Clerk, Law Officers of the Crown	358
Higgs, J.	Postmaster, Morang	393
Higinbotham, T.	Engineer-in-Chief of Railways	399
Higinbotham, T.	Member of the Board of Science	377
Hill, Henry	Inspector of Police (1st class)	350
Hill, H.	Inspector of Distilleries	384
Hill, Wm.	Carpenter to Pilots	385
Hinchcliffe, W.	Public Vaccinator, Mortlake and Caramut	348
Hinkins, J. T.	Postmaster, Moonee Ponds	393
Hoare, Thomas	Draftsman, Railway Department	400
Hobbs, James	Locker, H.M.C., Melbourne	379
Hobson, J.	Postmaster, Violetton	396
Hockin, W.	Junior Clerk, Post Office, Melbourne	387
Hodges, J.	First Attendant, Public Library	355
Hodgkinson, Clement	Deputy Surveyor-General, Assistant Commissioner of Lands and Survey	373
Hodgkinson, C.	Member of the Board of Science	377
Hodgson, R. B.	Manager, Electric Telegraph, Ararat	397
Hodgson, Robert B.	Manager, Electric Telegraph, Beechworth	397

INDEX OF OFFICERS—continued.

Name.	Office.	Page in the Book in which his Office is described.
Hodgson, S. D.	Deputy Registrar of Births and Deaths, Elephant Bridge	344
Hodgson, S. D.	Postmaster, Elephant Bridge	391
Hogan, J.	Messenger, Chief Secretary's Office	343
Hogarth Wm.	Clerk of Petty Sessions, Heathcote	367
Hollick, W. E.	Tidewaiter, H.M.C., Williamstown	380
Hollick, Henry Edward	Housekeeper and Clerk, H.M.C., Port Fairy	381
Holm, John Christian	Clerk, Registrar-General's Office	343
Ho-a-Low	Chinese Interpreter	369
Hobson, R. J.	Public Vaccinator, Ballaarat East	347
Hollis, J.	Road Overseer, Roads and Bridges	401
Homan, Brinsley S.	Clerk, Gold Fields	377
Homan, Edwin	Postmaster, Barker's Creek	389
Hood, J.	Postmaster, Yallock	396
Hood, J.	Public Vaccinator, Greensborough	348
Hood, J.	Public Vaccinator, Eltham	348
Hood, J.	Deputy-Registrar of Births and Deaths, Eltham	344
Hooper, F. L.	Public Vaccinator, Linton's	349
Hopper, Thomas	Coroner, Smythesdale	370
Hopper, W. M.	Clerk, National School Board Office	357
Hopkins, T. B.	Public Vaccinator, Indigo (Christmastown)	349
Hopkins, George	Third Attendant, Public Library	355
Hopwood, Henry	Postmaster, Echuca	391
Horne, Robert W.	Warden, Gold Fields	377
Horrell, Charles C.	Draftsman, Survey Office	372
Hosking, Wm. Hy.	Overseer of Laborers, Penal Establishment	355
Houghton, J. D. L.	Deputy Registrar of Births and Deaths, Omeo	345
Houghton, J. D. L.	Registrar of Marriages, Omeo	347
Houghton, J. D. L.	Clerk of Petty Sessions, Omeo	368
Hourigan, James	Road Overseer	401
Houston, John	Commissioner of Railways	398
Howden, Francis W.	Clerk and Receiver, H.M.C., Melbourne	378
Howe, M.	Postmaster, Gnarwarre	392
Howqua	Chinese Interpreter	369
Hubbard, Henry	Tide Surveyor, H.M.C., Williamstown	380
Hughes, Wm. Kearsey	Clerk of Petty Sessions, Richmond	368
Hughes, W. K.	Clerk of Petty Sessions, Prahran	368
Hull, William Henry	Receiver and Paymaster, Treasury, Melbourne	371
Hull, W. B.	District Engineer, Railway Department	399
Humffray, John B.	Commissioner of Mines	376
Humffray, J. B.	Member of the Board of Science	377
Hunt, Samuel	Postmaster, Romsey, Five Mile Creek	394
Hurry, Richard	Postmaster, Hartwell	392
Hurst, W.	Postmaster, New Gisborne	394
Huston, W. K.	Public Vaccinator, Hepburn	348
Hutchinson, George L.	Clerk of Petty Sessions, Creswick	367
Hutchinson, B. W.	Public Vaccinator, Beechworth	347
Huyghue, Saml. D. S.	Clerk, Gold Fields	377
Hyland, Thomas	Governor of Gaol, Portland	352
Hyland, Thomas	Chief Warder, Penal Establishment	353
Hylton, John C.	Clerk, Gaol, Geelong	352
I.		
Impett, W.	Sorter, Post Office, Melbourne	387
Ingannell, J.	Postmaster, Dean	391
Ingram, Thomas	Clerk, County Court, Melbourne	362
Inverarity, Henry	Deputy Registrar of Births and Deaths, Digby	344
Inverarity, H.	Public Vaccinator, Coleraine and Digby	348
Iredale, Jas.	Postmaster, Greensborough	392
Ireland, Hon. Richard D.	Attorney-General	358
Irving, Martin Hy.	Professor of Philology, &c., University	342
Irwin, W.	Turnkey, Ballaarat Gaol	352
Izod, Joseph	Sheriff's Bailiff, Geelong	359
J.		
Jack, William	Turnkey, Ararat Gaol	353
Jackson, M. B.	Engineer, Sewerage and Water Supply	375
Jackson, Robert H.	Clerk, Survey Office	373
Jackson, T. W.	Clerk, Post Office, Melbourne	386
Jackson, Samuel P.	Turnkey, Ararat Gaol	353
Jackson, J. G.	Tidewaiter, H.M.C., Williamstown	380
Jackson, H. H.	Road Overseer	401
Jackson, Wm.	Postmaster, Streatham	395
Jackson, William	Manager, Electric Telegraph, Streatham	398
Jackson, J. G.	Weigher, H.M.C., Melbourne	380
Jackson, William	Deputy Registrar of Births and Deaths, Streatham	346
Jackson, Wm.	Postmaster, Chiltern	390
Jaffray, William R.	Landing Surveyor, Geelong	381

INDEX OF OFFICERS—continued.

Name.	Office.	Page in the Book in which his Office is described.
James, Thomas R.	Station Master, Electric Telegraph, Melbourne	397
James, William Hill	Station Master, Electric Telegraph, Geelong	397
James, John F.	Registrar, &c., of University	342
James, W.	Postmaster, Hardie's Hill	392
James, Wm. Henry	Clerk of Petty Sessions, Mitchell	368
James, G. W.	Deputy Registrar of Births and Deaths, Linton's	345
James, Saml.	Clerk, Post Office, Melbourne	386
Jamieson, Robert	Clerk, Public Works Office	375
Jardine, Thomas	Clerk of Petty Sessions, Leigh	368
Jardine, T.	Clerk of Petty Sessions, Warrnambool	369
Jeffars, James	Road Overseer	401
Jennings, P. A.	Postmaster, St. Arnaud	394
Jenkin, H. E.	Gold Receiver, Pleasant Creek	371
Jenkins, Edward	Postmaster, Yea	397
Jenkyns, R. H.	Deputy Registrar of Births and Deaths, Lamplough	345
Jennings, Henry	Member of the Board, Protector of Aborigines	356
Jennings, J.	Postmaster, Campbell's Creek	390
Jeremy, J.	Postmaster, Sunbury	395
Jeremy, J.	Station Master, Gisborne	399
Jermyn, D.	Coroner, Belfast	369
Jermyn, David	Public Vaccinator, Belfast	347
Joachimi, Gustav.	Temporary Draftsman, Public Works Office	375
John, R. E.	Clerk of Petty Sessions, Moonambel	368
Johns, R. E.	Clerk of Petty Sessions, Lamplough	368
Johnson, A. E.	Draftsman, Public Works	375
Johnson, John H.	Weigher, H.M.C., Geelong	381
Johnson, B. B.	Postmaster, Riddell's Creek	394
Johnson, E. A.	Postmaster, Hepburn	392
Johnson, James Stewart	Commissioner of Public Works	374
Johnson, B. B.	Postmaster, Warreneep	396
Johnson, M.	Postmaster, Keilor Road Station	392
Johnson, J. M.	Railway Station Master	399
Johnson, Edmund	Postmaster, Pleasant Creek	389
Johnston, Wm.	Coroner, Horsham	370
Johnston, John Charles	Extra Clerk, H.M.C., Melbourne	379
Johnston, J.	Public Vaccinator, Carngham (Snake Valley)	348
Johnston, W.	Public Vaccinator, Horsham	348
Johnstone, F.	Clerk, Traffic Superintendent, Railway	399
Johnstone, F.	Clerk, Survey Office	373
Jones, John	Weigher, H.M.C., Geelong	381
Jones, Frank J.	Clerk, H.M.C., Melbourne	378
Jones, Francis	Commissioner of Audit	356
Jones, Richard	Road Overseer, Roads and Bridges	401
Jones, Wm.	Senior Pilot	385
Jones, Abel	Postmaster, Cressy	391
Jones, H. B.	Assistant Messenger, Roads and Bridges	401
Jones, Jane E.	Sub-Matron, Immigration Department	384
Jones, W. C.	Clerk, Commissioner of Crown Lands Office	374
Jones, Edwyn	Clerk, Melbourne Gaol	351
Jopling, J.	Public Vaccinator, Ballan	347
Jordan, Edward	Clerk, Registrar-General's Office	343
Jordan, T. F.	Public Vaccinator, Whipstick	350
Jourdain, H. D.	Clerk, Post Office, Melbourne	386
Jowers, Hy. St. J.	Clerk, Railway Department	398
Judd, Thomas	Locker, H.M.C., Melbourne	379
Judkins, Chas.	Postmaster, Franklinford	391
K.		
Kane, Benjamin F.	Secretary to National School Board	357
Kabat, Leopold	Sub-Inspector of Police	350
Keweran, Frederick	District Clerk of Works and Draftsman	374
Kay, Joseph H., R.N.	Clerk of Executive Council	341
Keane, J. E.	Postmaster, Somerton	395
Kearney, A.	Clerk, Treasury, Melbourne	370
Kearney, James	Draftsman, Survey Office	372
Keays, John R.	Tidewaiter, H.M.C., Williamstown	380
Keddell, Jackson	Sub-Inspector of Police	351
Keddell, J.	Clerk of Petty Sessions, Yan Yean	369
Keen, A. W.	Officer in Charge of Cutter, Western Port	381
Kellam, Charles W.	Sheriff's Bailiff, Ballaarat	359
Kelland, Richard	Deputy Registrar of Births and Deaths, Smythesdale	346
Kelland, Richard	Registrar of Marriages, Smythesdale	347
Kellett, William Henry	Postmaster, Kew	392
Kelly, Pat	Weigher, H.M.C., Melbourne	379
Kelly, R. S.	Temporary Draftsman, Public Works Office	375
Kelly, H. L.	Road Overseer, Roads and Bridges	401
Kelly, R.	Clerk and Draftsman	373
Kelsall, Edward	Deputy Registrar of Births and Deaths, Alberton	343

INDEX OF OFFICERS—continued.

Name.	Office.	Page in the Book in which his Office is described.
Kelsall, Edward ...	Clerk of Petty Sessions, Alberton ...	366
Kelsall, Edward ...	Registrar of Marriages, Alberton ...	346
Kelsall, John W. ...	Clerk, Denominational School Board Office ...	357
Kemp, S. V. ...	Clerk of Works, Railway Department ...	400
Kempson, H. C. ...	Road Overseer ...	401
Kempson, Peter ...	Deputy Registrar of Births and Deaths, Clunes ...	344
Kendall, F. S. ...	Postmaster, Inglewood ...	392
Kennedy, E. ...	Postmaster, Clare Inn ...	390
Kennedy, Robert ...	Clerk, Post Office, Geelong ...	388
Kennedy, Charles ...	Senior Pilot ...	385
Kenny, Patrick ...	Bailiff, County Court, Buckland ...	360
Kent, H. ...	Clerk, Railway Department ...	399
Kentish, Henry N. L. ...	Clerk of Petty Sessions, Castlemaine ...	367
Kenyon, John ...	Laborer, Sanatory Station ...	354
Keogh, J. ...	Clerk of Petty Sessions, Melbourne ...	368
Keogh, John ...	Postmaster, Little River ...	393
Keogh, J. ...	Station Master ...	399
Kerr, Robert ...	Road Overseer, Roads and Bridges ...	401
Kerr, Julius F. F. ...	Clerk, Gold Fields ...	377
Kerr, David ...	Senior Pilot ...	385
Kilborn, R. ...	Postmaster, Wahgunyah ...	396
Kilborn, Roderick ...	Manager, Electric Telegraph, Wahgunyah ...	398
Kilgour, John ...	Locker, H.M.C., Geelong ...	381
Kilmartin, Denis ...	Overseer of Laborers, Penal Establishment ...	353
King, J. W. ...	Public Vaccinator, Wedderburne ...	350
King, H. J. N. ...	Postmaster, Ballarat ...	387
King, Jonas ...	Public Vaccinator, Bellarine ...	347
King, David M. ...	Audit Clerk, Railway Department ...	398
King, B. M. ...	Clerk of Petty Sessions, Omeo ...	368
King, H. J. ...	Audit Clerk, Railway Department ...	398
Kinnear, R. H. ...	Postmaster, Yowen Hill ...	397
Kirk, Arthur ...	Inspector of Distilleries ...	384
Kirk, Arthur ...	Superintendent of Police (1st class) ...	350
Kishere, W. J. S. ...	Postmaster, Fyansford ...	392
Knell, J. C. ...	Deputy Registrar of Births and Deaths, Queenstown ...	346
Knell, James C. ...	Postmaster, St. Andrew's ...	394
Knevitt, M. T. ...	Locker, H.M.C., Williamstown ...	380
Knight, G. W. ...	District Engineer, Railway Department ...	399
Knight, F. P. ...	Postmaster, Shepparton ...	395
Knight, William ...	Bailiff, County Court, Ararat ...	360
Knox, H. T. ...	Road Overseer ...	401
Kook, H. ...	Postmaster, Hochkirch ...	392
Kossack, Ladislav ...	Sub-Inspector of Police ...	351
Kossack, Ladislav ...	Searcher of Customs, Mildura ...	382
Krone, Henry ...	Clerk, Registrar-General's Office ...	343
Krone, Alfred L. ...	Deputy Registrar of Births and Deaths, Benalla ...	344
Krone, Alfred L. ...	Registrar of Marriages, Benalla ...	347
Krone, A. L. ...	Postmaster, Benalla ...	389
Krone, Alfred L. ...	Manager, Electric Telegraph, Benalla ...	397
L.		
Labertouche, P. P. ...	Secretary, Roads and Bridges Office ...	400
Ladson, Thomas ...	Deputy Registrar of Births and Deaths, Tarrawingee ...	346
Ladson, T. T. ...	Postmaster, Tarawingee ...	395
Lagoe, William H. ...	Deputy Registrar of Births and Deaths, Richmond ...	346
Laidman, F. M. ...	Public Vaccinator, Maryborough ...	349
Laidman, F. M. ...	Coroner, Maryborough ...	370
Lalor, D. ...	Weigher, H.M.C., Melbourne ...	380
Lalor, Peter ...	Chairman of Committees, Legislative Assembly ...	342
Lamb, John ...	Inspector of Distilleries ...	384
Lamert, R. G. ...	Clerk, Post Office, Melbourne ...	386
Land, D. J. ...	Clerk of Mining Board ...	377
Landles, J. ...	Postmaster, Staffordshire Reef ...	395
Landon, A. J. ...	Clerk, County Court, Castlemaine ...	360
Lane, George ...	Clerk, Colonial Stores ...	372
Lane, Henry B. ...	Warden, Gold Fields ...	377
Lane, Henry B. ...	Landing Surveyor, H.M.C., Geelong ...	381
Lane, D. J. ...	Clerk to Mining Board ...	377
Lane, J. P. ...	Public Vaccinator, Bacchus Marsh ...	347
Lane, H. B. ...	Police Magistrate, Yackandandah ...	366
Lange, F. ...	Postmaster, Muckleford ...	393
Langford, George ...	Assistant Surveyor ...	373
Langlands, George ...	Postmaster, Horsham ...	392
Langlands, Henry ...	Member of Board, Protector of Aborigines ...	356
Langlands, J. ...	Postmaster, Horsham ...	392
Langley, Thomas Edward ...	Superintendent of Police (2nd class) ...	350
Langley, T. E. ...	Inspector of Distilleries ...	384

INDEX OF OFFICERS—continued.

Name.	Office.	Page in the Book in which his Office is described.
Langslow, L. ...	Postmaster, Newstead ...	394
Langston, A. ...	Receiver and Paymaster, Sandhurst ...	371
Lanktree, Henry ...	Cashier, Sewerage and Water Supply ...	375
Lanktree, O. ...	Draftsman, Railway Department ...	400
Lansley, W. N. ...	Sheriff's Bailiff, Ararat ...	359
Lapham, Samuel ...	Clerk of Petty Sessions, Kilmore ...	367
Langstaff, Henry Harris ...	Searcher of Customs, Wahgunyah Station ...	382
Larritt, R. W. ...	Inspector-General of Roads, Engineer's Branch ...	401
Lascelles, John ...	Clerk, Chief Secretary's Office ...	343
Latchford, Robert ...	Clerk and Storekeeper, Penal Establishment ...	353
Latchford, Robert ...	Clerk, Penal Department ...	353
Latter, R. ...	Deputy Registrar of Births and Deaths, Linton's ...	345
Lavender, W. ...	Police Magistrate, Kyneton ...	365
Lavender, F. T. ...	Deputy Registrar of Births and Deaths, Kyneton ...	345
Lawrence, Frank ...	Clerk, Post Office, Melbourne ...	386
Lawrence, J. P. ...	Coroner, Camperdown ...	369
Lawrence, R. J. ...	Postmaster, Baringhup ...	389
Lawrence, Henry ...	Postmaster, Modewarre ...	393
Lawrence, J. P. ...	Public Vaccinator, Camperdown ...	348
Lawson, R. A. ...	Postmaster, Steiglitz ...	395
Layzell, W. A. ...	Postmaster, Quartz Reefs ...	394
Lazarus, Samuel ...	Deputy Registrar of Births and Deaths, Bulla ...	344
Leadbeater, John ...	Taxidermist ...	355
Leake, Richard ...	Clerk, Chief Secretary's Office ...	343
Le Cren, Charles ...	Accountant, Sewerage and Water Supply ...	375
Le Cren, Charles ...	Clerk, Sewerage and Water Supply ...	375
L'Estrange, Joseph ...	Chief Clerk, Crown Solicitor's Office, for Criminal Business... ..	358
Le Plastrier, Henry ...	Clerk, H.M.C., Melbourne ...	378
Lee, Joseph ...	Public Vaccinator, Belfast ...	347
Leech, Robert ...	Sub-Inspector of Police ...	351
Leeds, Gibbs ...	Sub-Overseer, Printing Office ...	372
Lees, W. B. ...	Coroner, Creswick ...	369
Lees, W. B. ...	Deputy Registrar of Births and Deaths, Creswick ...	344
Leeson, John D. ...	Postmaster, Sale ...	394
Leggatt, George ...	Deputy Registrar of Births and Deaths, Elephant Bridge ...	344
Leighton, John George ...	Senior Pilot ...	385
Leith, L. ...	Postmaster, Sebastopol ...	395
Lerew, John ...	Postmaster, Taradale ...	395
Leslie, Alexander ...	Clerk, Denominational School Board ...	357
Lester, John H. ...	Assistant Draftsman, Engineering Branch ...	401
Letheby, Joshua ...	Keeper of Powder Magazine, Footscray ...	384
Letheby, Josh. ...	Locker, H.M.C., Melbourne ...	379
Lever, J. ...	Public Vaccinator, Benalla ...	348
Lever, James ...	Public Vaccinator, Yea ...	350
Lever, James ...	Registrar of Births and Deaths, Yea ...	346
Lewin, James ...	Postmaster, Smythe's Creek ...	395
Lewis, J. L. ...	Clerk, Survey Office ...	373
Lewis, J. K. ...	Public Vaccinator, Mansfield ...	349
Lewis, A. C. ...	Clerk, Post Office, Melbourne ...	386
Lewis, Joseph ...	Clerk of Petty Sessions, Fryerstown ...	367
Liddell, James ...	Master, Geelong Light Ship (Ship Channel) ...	383
Ligar, C. W. ...	Member of the Board of Science ...	377
Ligar, C. W. ...	Surveyor-General ...	372
Lightfoot, John G. R. ...	Clerk of Petty Sessions, Sale ...	368
Lightfoot, J. G. R. ...	Registrar of Marriages, Sale ...	347
Lightfoot, J. G. R. ...	Deputy Registrar of Births and Deaths, Sale ...	346
Lillie, Robert ...	Turnkey, Castlemaine Gaol ...	352
Liley, Wm. ...	River Pilot ...	385
Liston, J. F. ...	Postmaster, Tarraville ...	395
Little, Chas. J. ...	Deputy Registrar of Births and Deaths, Minersrest ...	345
Little, Charles Jas. ...	Postmaster, Minersrest ...	393
Livingston, A. C. ...	Public Vaccinator, East Collingwood ...	348
Livingston, W. J. ...	Deputy Registrar of Births and Deaths, Mount Moriac ...	345
Livingston, Wm. John ...	Postmaster, Dunced ...	391
Loader, Thomas ...	Commissioner of Trade and Customs ...	378
Loader, Thomas ...	Postmaster-General ...	386
Llewellyn, J. H. II. ...	Public Vaccinator, Oakleigh, Malvern ...	349
Lloyd, C. J. ...	Public Vaccinator, Growler's Creek ...	348
Lock, E. J. ...	Public Vaccinator, St. Arnaud ...	349
Locke, J. ...	Clerk, Receiver and Paymaster's Office, Beechworth ...	371
Locke, W. ...	Clerk, Receiver and Paymaster's Office, Melbourne ...	371
Longcroft, James ...	Clerk, Post Office, Melbourne ...	386
Longland, Frederick ...	Clerk, Penal Establishment ...	353
Lloyd, Thomas ...	Postmaster, Stratford ...	395
Lorimer, James ...	Member of Pilot Board ...	385
Lorimer, James ...	Member of Steam Navigation Board ...	386
Lott, James ...	Geelong Bar Pilot ...	385
Lowe, Ralph ...	Clerk, Survey Office ...	373
Lowe, W. ...	Postmaster, Sutherland Creek ...	395

INDEX OF OFFICERS—continued.

Name.	Office.	Page in the Book in which his Office is described.
Lowther, G. M.	Police Magistrate, Inglewood	365
Lowther, G. M.	Warden, Gold Fields	377
Loxton, George	Clerk, Sewerage and Water Supply	375
Lucas, N.	Messenger, Railway Department	398
Lucas, Edward	Postmaster, Wangaratta	396
Luke, Hy.	Postmaster, Rosedale	394
Lulman, Augustus	Clerk, Public Works Office	375
Lunt, John	Inspector of Works, Railway Department	400
Lupton, John E.	Sheriff's Bailiff, Sandhurst	359
Lusignan, Henry A. F.	Clerk, Railway Department	399
Lyall, James	Clerk, Roads and Bridges Office	400
Lydiard, C.	Inspector of Distilleries	384
Lynar, J. A.	Postmaster, Belfast	388
Lynar, James A.	Manager, Electric Telegraph, Belfast	398
Lynch, L.	Postmaster, Mount Doran	393
Lynch, George	Accountant, Sheriff's Office	359
Lyon, Jas.	Letter Carrier, Maldon	393
Lyon, Basil	Postmaster, Balmoral	389
Lyttleton, T. H.	Inspector of Distilleries	384
Lyttleton, Thos. H.	Superintendent of Police (1st class)	350
M.		
Mabbot, Jos. P.	Clerk, Post Office, Melbourne	386
Mabey, Robert	Overseer of Mechanics, Penal Establishment	353
Macadam, John	Postmaster-General	386
Macarthy, J. A.	District Engineer, Railway Department	399
Macartney, Marcus	Deputy Registrar of Births and Deaths, Tower Hill, Belfast	344
Macdonald, Henry	Turnkey, Maryborough Gaol	353
Macintosh, William	Assistant Surveyor	373
Mackay, M.	Postmaster, Tea-tree Creek	395
Mackay, D.	Postmaster, Tea-tree Creek	395
Mackay, Jas.	Postmaster, Buckland	390
Mackenzie, R. C.	Police Magistrate, Maldon	365
Mackenzie, Eneas	Clerk, Chief Secretary's Office	343
Mackenzie, John S.	Deputy Registrar of Births and Deaths, Vaughan	346
Mackenzie, E.	Clerk, Post Office, Melbourne	387
Mackenzie, J. J.	Junior Clerk, Post Office, Melbourne	387
Mackenzie, Robert C.	Warden, Gold Fields	376
Mackie, Alexander	Clerk of Petty Sessions, Amherst	366
Mackie, P.	Postmaster, Woolsthorpe	396
Mackin, C. T.	Public Vaccinator, Geelong	348
MacLean, George	Deputy Registrar of Births and Deaths, Clarendon	344
Macoboy, M. F.	Judge, County Court and Court of Mines, Maryborough	362
Macredie, William	Member of Board, Protector of Aborigines	356
Madden, J.	Junior Draftsman, Railway Department	400
Madden, Henry	Housekeeper, Legislative Council	341
Madden, J.	Sorter, Post Office, Melbourne	387
Madden, John	Messenger, Commissioner of Mines' Office	376
Magee, William S.	Governor of Gaol, Ballaarat	352
Magee, Selina	Matron of Gaol, Ballaarat	352
Mair, George	Deputy Registrar of Births and Deaths, Duck Ponds	344
Mair, William	Paymaster of Police	350
Malcolm, J. B.	Public Vaccinator, Vaughan	350
Malone, J.	Postmaster, Spring Gully	395
Maloney, D.	Road Overseer, Roads and Bridges	401
Manders, William	Clerk and Messenger, Distillery Office	384
Manly, R.	Clerk, Traffic Superintendent's Office, Railways	399
Manning, Edward	Clerk of Petty Sessions, Portland	368
Mansen, Alfred J.	Berthing Officer, Melbourne	382
Mansfield, H. H.	Postmaster, Eversley	391
Manton, C. A. M.	Clerk, Treasury, Melbourne	370
Maplestone, Chas.	District Clerk of Works and Draftsman	373
Maplestone, Chas. Mash	Manager, Electric Telegraph, Tarnagulla	398
Maplestone, C.	Postmaster, Sandy Creek (Tarnagulla)	395
Mark, P.	Postmaster, Clunes	390
Martin, A. L.	Clerk of Petty Sessions, Buckland	367
Martin, A. Lyall	Land Surveyor	373
Martin, W. R.	Draftsman, Railway Department	400
Martin, Robert	Draftsman, Railway Department	400
Martin, D.	Clerk, Survey Office	373
Martin, A. L'E.	Deputy Registrar of Births and Deaths, Buckland	344
Martin, Edwd.	Postmaster, Welshpool	396
Martin, P. J.	Bailiff and Messenger, Geelong Court	359
Maryatt, William	Weigher, H.M.C., Geelong	381
Mason, Alexander M.	Clerk and Draftsman, Survey Office	373
Mason, John	Turnkey, Maryborough Gaol	353
Mason, Thomas	Member of the Pilot Board	385
Mason, Joseph	Superintendent of Police (2nd class)	350

INDEX OF OFFICERS—continued.

Name.	Office.	Page in the Book in which his Office is described.
Mason, Joseph	Inspector of Distilleries	384
Mason, M. T.	Public Vaccinator, Maldon	349
Mather, J. H.	Clerk of Petty Sessions, Learmonth	368
Matthews, James B.	Assistant Operator, Electric Telegraph, Melbourne	397
Mathieson, J.	Deputy Registrar of Births and Deaths, Stanley	346
Mathieson, Jno.	Postmaster, Stanley	395
Mathison, Anthony	Accountant of Railways	398
Matson, James M.	Secretary, Board of Agriculture... ..	356
Matson, J. M.	Secretary, Pleuro Pneumonia Commission	356
Matthews, W.	Postmaster, Coghill's Creek	391
Matthews, Richard	Storekeeper, Sewerage and Water Supply	375
Matthews, R. B.	Public Vaccinator, Wedderburne	350
Matthie, James	Overseer of Labor, Penal Establishment	353
Matthews, Captain	Member of the Steam Navigation Board	386
Maude, Thos.	Senior, Turnkey, Sandhurst	352
Maxwell, Edwin S.	Deputy Registrar of Births and Deaths, Sandhurst	346
Maxwell, E. S.	Public Vaccinator, Sandhurst	349
Maxwell, E. S.	Registrar of Marriages, Sandhurst	347
Mayes, Chas.	Draftsman, Railway Department	400
Maynard, Geo.	Deputy Registrar of Births and Deaths, Yackandandah	346
Maynard, Geo.	Clerk of Petty Sessions, Yackandandah	369
Maynard, Geo.	Registrar of Marriages, Yackandandah	347
Mayson, John	Turnkey, Maryborough Gaol	353
Measures, E.	Postmaster, Big Hill	390
Megson, C.	Clerk, Treasury, Melbourne	370
Menon, J. G.	Postmaster, Murchison	394
Menzies, A. R.	Clerk, Treasury, Melbourne	370
Mercer, R. J.	Postmaster, Digby	391
Mercer, W.	Postmaster, Fryerstown	392
Mercer, W.	Deputy Registrar of Births and Deaths, Fryerstown	344
Merchant, Frederick	Assistant Operator, Electric Telegraph	397
Melville, J.	Postmaster, Broadford	390
Merrett, Samuel H.	Draftsman, Public Works Office	374
Meyler, Henry	Public Vaccinator, Winchelsea	350
Meyler, Henry	Deputy Registrar of Births and Deaths, Winchelsea	346
Mevrick, A.	Clerk, Receiver and Paymaster's Office, Maryborough	371
Mickle, David	Assistant Operator, Electric Telegraph, Melbourne	397
Middlecoat, J. S.	Sorter, Post Office, New Inglewood	389
Migeod, T.	Public Vaccinator, Campbellfield	348
Miller, J.	Postmaster, Barfold	389
Miller, John S.	Inspector, Denominational Schools	357
Miller, J. T.	Bailiff, County Court, Colac	361
Miller, Robert C.	Sheriff's Bailiff, Castlemaine	359
Millett, W.	Coroner, St. Arnaud	370
Mills, J. B.	Harbor Master and Pilot, Port Fairy	382
Mills, Jno. B.	Pilot, Belfast	385
Minchin, C. W.	Clerk of Petty Sessions, Raglan	368
Minter, Michael	Public Vaccinator, Mount Moriac	349
Miscamble, John M.R.C.V.S.	Pleuro-Pneumonia Commissioner	356
Miskelly, John	Clerk of Petty Sessions, Dunolly	367
Mitchell, William	Postmaster, Footscray	391
Mitchell, John	Road Overseer	401
Mitchell, John	Inspector, Sewerage and Water Supply	375
Mitchell, E.	Postmaster, Growler's Creek	392
Mitchell, E.	Deputy Registrar, Growler's Creek	345
Mitchell, Geo.	Postmaster, Tootgarook	395
Mockler, G. A.	Road Overseer	401
Moerlin, C.	Assistant Director, Magnetic Survey	355
Moffitt, W.	Postmaster, El Dorado	391
Molesworth, Robert	Puisne Judge	357
Moline, L. P.	Assistant Engineer, Railway Department	400
Mollison, Crawford	Warden, Gold Fields	376
Mollison, Crawford	Police Magistrate, Sandhurst	366
Molloy, W. T.	Public Vaccinator, Balmoral and Harrow... ..	347
Molloy, William	Deputy Registrar of Births and Deaths, Balmoral	344
Monahan, P.	Messenger, Survey Office	374
Monckton, F. O.	Clerk of Petty Sessions, Amherst	366
Monckton, F. O.	Clerk of Petty Sessions, Redbank	368
Monckton, F. O.	Clerk to Warden	377
Montefiore, S. B.	Clerk, Post Office, Melbourne	386
Montgomery, R. A.	Clerk of Petty Sessions, Maryborough	368
Montgomery, W.	Postmaster, Mount Doran	393
Moody, L. C.	Chief Inspector of Distilleries	384
Moody, C. L.	Clerk, Prothonotary's Office	358
Moody, G. D.	Clerk, Audit Office	356
Moon, A. G.	Clerk, Printing Office	372
Moore, Henry B.	Clerk and Draftsman, Survey Office	373
Moore, W. A.	Associate to Chief Justice	357
Moore, William Allen	Collector, H.M.C., Portland	381

INDEX OF OFFICERS—continued.

Name.	Office.	Page in the Book in which his Office is described.
Moore, John	Under Secretary	343
Moore, H. O.	Clerk, Post Office, Melbourne	386
Moore, Henry	Railway Station Master	399
Moore, John	Extra Clerk, Audit Office	356
Moore, George	Public Vaccinator, Melbourne, North	349
Moore, Thomas	Senior Turnkey, Gaol, Kilmore	352
Moore, James	Roman Catholic Chaplain, Gaols	351
Moore, F. F.	Storekeeper, Railway Department	400
Moore, W. A.	Receiver and Paymaster, Portland	371
Moore, Hy.	Postmaster, Diggersrest	391
Moore, W.	Clerk, Railway Department	399
Moore, R.	Postmaster, Campbell's Reef	390
Moors, Henry	Chief Clerk, Police Department	350
Moore, W.	Messenger, Railway Department	399
Moran, Thomas J.	Clerk, Crown Solicitor's Office	358
Moran, Owen	Overseer of Laborers, Penal Establishment	353
Morey, Edward	Registrar of Marriages, Heidelberg	347
Morey, Edward	Deputy Registrar of Births and Deaths, Heidelberg	345
Morres, H.	District Surveyor	373
Morris, Mary A.	Postmistress, Murgheboluc	394
Morris, W. S.	Public Vaccinator, Avoca	347
Morris, Geo.	Postmaster, Elsterwiwick	391
Morris, S.	Public Vaccinator, Murgheboluc	349
Morris, S.	Deputy Registrar of Births and Deaths, Murgheboluc	345
Morris, W. S.	Public Vaccinator, Lamplough	349
Morris, M.	Postmaster, Welshman's Reef	396
Morgan, Thos.	Postmaster, Eaglehawk	391
Morgan, James	Keeper of Powder Magazine, Melbourne	384
Morgan, R. C.	Clerk of Petty Sessions, Wedderburne	369
Morgan, R. C.	Registrar of Marriages, Wedderburne	347
Morgan, Owen	Clerk, Shipping Master's Office	378
Morgan, R. R.	Road Overseer	401
Moriarty, P.	Weigher, H.M.C., Melbourne	380
Morison, William	Sorter, Post Office, Melbourne	387
Mornane, P.	Weigher, H.M.C., Melbourne	380
Morphy, John S.	Warden, Gold Fields	376
Morrals, Arthur	Clerk, Survey Office	373
Mortimer, John Thomas	Locker, H.M.C., Melbourne	379
Morton, George	Clerk, Sheriff's Office, Castlemaine	359
Morton, George	Clerk of Petty Sessions, Heidelberg	367
Morton, G. G.	Coroner, Learmonth	370
Moseley, H.	Draftsman, Public Works Office	375
Mottley, George	Public Vaccinator, Yandoit	350
Mouat, G.	Postmaster, Yapeen	396
Mount, Chas. A.	Clerk, Registrar-General's Office	343
Mounter, J.	Sorter, Post Office, Melbourne	387
Montray, H. A.	Postmaster, Caramut	390
Mueller, Dr. F.	Government Botanist, &c.	355
Mueller, Fredk.	Member of the Board of Science	377
Muir, D.	Postmaster, Mount Blowhard	393
Mulcahy, Cornelius	Bailiff, County Court, Melbourne	362
Mulligan, J. A.	Clerk of Petty Sessions, Indigo	367
Mulligan, Jas. A.	Deputy Registrar of Births and Deaths, Indigo	345
Munce, W. R.	Clerk of Petty Sessions, Hotham	367
Mundy, Thomas	Road Overseer	401
Munro, Donald	Senior Clerk, H.M.C., Melbourne	378
Munro, Hector	Deputy Registrar of Births and Deaths, Lethbridge	345
Munro, Thomas	Ship Keeper	385
Murphy, Denis	Clerk and Storekeeper, Penal Establishment	353
Murphy, P. G.	Letter Carrier, Avoca	389
Murphy, B.	Postmaster, Mount Egerton	393
Murphy, J. W.	Public Vaccinator, Yackandandah	350
Murphy, Sir Francis	The Honorable The Speaker of Legislative Assembly	342
Murray, K. L.	Postmaster, Streatham	395
Murray, H.	Postmaster, Woolshed	396
Murray, Christina	Female Turnkey, Sandhurst Gaol	352
Murray, Thomas	Clerk, Post Office, Melbourne	386
Murray, Virginus	Warden, Gold Fields	376
Murray, V.	Police Magistrate, Dunolly	365
Murray, K. L.	Manager, Electric Telegraph, Ararat	397
Murray, James P.	Immigration Hospital Dispenser	354
Murrell, William	Deputy Registrar of Births and Deaths, Inverleigh	345
Murrell, William	Postmaster, Inverleigh	392
Murrell, Wm.	River Pilot	385
Mussen, J.	Deputy Registrar of Births and Deaths, Horsham	345
Musgrove, A. W.	Receiver and Paymaster, Warrnambool	371
Musgrove, Alexander W.	Collector, H.M.C., Warrnambool	381
McAlpin, Alexander	Clerk, H.M.C., Melbourne	378
McBride, A.	Master of Light Vessel, West Channel	383

INDEX OF OFFICERS—continued.

Name.	Office.	Page in the Book in which his Office is described.
McCraig, John	Postmaster, Colac	391
McCallum, A.	Postmaster, Rutherglen	394
McCann, F. J.	Clerk, Colonial Stores	372
McCarthy, James	Road Overseer	401
McClure, Saml.	Standpipe Keeper, Sewerage and Water Supply	376
McCoy, Frederick	Member of the Board of Science	377
McCoy, Frederick	Palæontologist	374
McCoy, Frederick	Professor of Natural Science, University	342
McCoy, Frederick	Director of Museum	355
McCrae, Geo. G.	Clerk, Chief Secretary's Office	343
McCrae, Andrew M.	Warden, Gold Fields	377
McCrae, Andrew M.	Deputy Sheriff, Kilmore	359
McCrae, A. M.	Police Magistrate, Kilmore	365
McCrae, R.	Postmaster, Chewton	390
McCrea, William, M.B.	Chief Medical Officer	354
McCulloch, T.	Road Overseer, Roads and Bridges	401
McCulloch, R.	Inspector of Distilleries	384
McCulloch, Robert	Superintendent of Police (2nd class)	350
McCullough, W. G.	Deputy Registrar of Births and Deaths, Maryborough	345
McCully, J. J.	Clerk, Post Office, Melbourne	386
McDonald, J.	Inspector of Works, Railway Department	400
McDonald, Angus	Laborer, Sanatory Station	354
McDonnell, R. W.	Weigher, H.M.C., Melbourne	379
McDonnell, Geo. M.	Clerk, H.M.C., Warrnambool	381
McDonald, G. T.	Assistant Surveyor	373
McDowell, R.	Postmaster, Ceres	390
McElwee, Wm.	Postmaster, Duck Ponds	391
McElwee, W.	Station Master	399
McElwee, Wm.	Deputy Registrar of Births and Deaths, Duck Ponds	344
McEwen, John	Gaoler, Castlemaine	352
McEwen, Mary	Matron, Gaol, Castlemaine	352
McFarlane, James	Tide Inspector, H.M.C., Williamstown	380
McGann, Wm.	Acting Clerk of Petty Sessions, Learmonth	368
McGibbon, J.	Postmaster, Hotham	392
McGowan, Samuel W.	Superintendent-General of Electric Telegraphs	397
McGregor, J.	Clerk, Railway Department	399
McGuire, R.	Weigher, H.M.C., Melbourne	380
McHaig, Andrew	Rate Collector, Sewerage and Water Supply	376
McHugh, P.	Draftsman, Marine Survey	374
McHutchinson, J.	Pressman, Survey Office	373
McHugh, John	Extra Locker, H.M.C., Melbourne	379
McInnes, Lachlan	Postmaster, Heathcote	388
McInnes, Lachlan	Manager, Electric Telegraph, Heathcote	398
McInnes, M.	Postmaster, Narrawong	394
McIntosh, D. H.	Field Assistant, Railway Department	400
McIntyre, M.	Road Overseer	401
McIntyre, James	Deputy Registrar of Births and Deaths, Sunbury	346
McIntyre, James	Public Vaccinator, Sunbury	349
McIntyre, J. McG.	Public Vaccinator, Mount Doran	349
McKay, J.	Clerk and Draftsman	373
McKay, Wm.	Postmaster, Dartmoor	391
McKay, David	Postmaster, Somerton	395
McKay, Wm.	Postmaster, Learmonth	390
McKean, Robert	Acting Clerk, Audit Office	356
McKeand, E. L.	Postmaster, Heywood	392
McKeand, Helen	Postmistress, Heywood	392
McKeeman, R. J.	Postmaster, Happy Valley	392
McKellar, Dugald	Turnkey, Sandhurst Gaol	352
McKenna, A. W.	Clerk, Treasury, Melbourne	370
McKenzie	Pilot Apprentice	385
McKenzie, N.	Road Overseer	401
McKenzie, McK. J. S.	Tide Surveyor, Williamstown	380
McKenzie, Hugh M.	Landing Waiter, H.M.C., Melbourne	379
McKenzie, McK. J. S.	Clerk, H.M.C., Geelong	381
McKenzie, Donald	Turnkey, Castlemaine Gaol	352
McKeon, Wm.	Road Overseer, Roads and Bridges	401
McKeone, P.	Postmaster, Barnawartha	389
McKinlay, A.	Postmaster, McCullum's Creek	393
McLahose, Robert	Turnkey, Maryborough Gaol	353
McLachlan, Hugh	Clerk, Post Office, Melbourne	386
McLachlan, Lachlan	Police Magistrate, Sandhurst	366
McLay, David	Public Vaccinator, Woodend	350
McLay, D.	Deputy Registrar of Births and Deaths, Woodend	346
McLean, William	Senior Pilot	385
McLean, G.	Postmaster, Clarendon	390
McLean, Donald	Extra Locker and Watchman, H.M.C., Melbourne	379
McLeary, J.	Postmaster, Clydesdale	391
McLeary, Wm.	Postmaster, Clydesdale	391
McLennon, S.	Postmaster, Swan Hill	395

INDEX OF OFFICERS—continued.

Name.	Office.	Page in the Book in which his Office is described.
McLeod, A. ...	Postmaster, Sebastopol ...	395
McLeod, Alexander ...	Extra Locker and Watchman, H.M.C., Geelong ...	379
McLeod, Colin ...	Clerk, H.M.C., Geelong ...	381
McLoughlin, Thomas ...	Clerk and Draftsman, Survey Office ...	378
McMillan, William H. ...	Sheriff's Bailiff ...	359
McMinn, J. T. ...	Railway Station Master ...	399
McMullen, J. ...	Public Vaccinator, Indigo (Chiltern Lead) ...	348
MacMurray, James ...	Clerk, Stores and Transport ...	372
McNamara, Fras. J. ...	Sub-Inspector of Police ...	351
McNee, James. ...	Clerk, Sheriff's Office ...	358
McNee, John ...	Extra Locker, H.M.C., Melbourne ...	379
McNeice, Robt. ...	Clerk, Legislative Assembly ...	342
MacNece, J. ...	Public Vaccinator, Huntley ...	348
McNeil, N. ...	Inspector of Distilleries ...	384
McNeil, Nathan ...	Inspector of Police (1st class) ...	350
McNiven, James ...	Clerk and Landing Waiter, Williamstown ...	380
McPherson, F. A. ...	Landing Waiter, H.M.C., Melbourne ...	379
McPherson, P. ...	Postmaster, Nhill ...	394
McPherson, Angus ...	Senior Turnkey, Maryborough Gaol ...	353
McPherson, Danl. J. ...	Harbor Master, &c., Geelong ...	382
McQueen, W. ...	Road Overseer ...	401
McQueen, W. ...	Senior Pilot ...	385
McQuin, Thos. ...	Senior Turnkey, Melbourne Gaol ...	351
McRea, R. ...	Postmaster, Chewton ...	390
McWilliams, A. ...	Clerk of Petty Sessions, Drysdale ...	367
N.		
Nalder, W. H. ...	Clerk, Treasury, Melbourne ...	370
Naples, C. ...	Postmaster, Dean ...	391
Nash, Richard ...	Secretary of Railways ...	398
Naylor, T. B. ...	Receiver and Paymaster, Castlemaine ...	371
Neal, Robert ...	Overseer of Mechanics, Penal Establishment ...	352
Neal, William ...	Standpipe Keeper, Sewerage and Water Supply ...	376
Neely, Henry ...	Clerk, Crown Solicitor's Office ...	358
Neil, Wm. ...	Senior Pilot ...	385
Neil, Michael ...	Pilot Apprentice ...	385
Neilly, W. R. S. ...	Clerk, H.M.C., Geelong ...	381
Nethercott, E. G. ...	Bailiff, County Court, Court of Mines, Beechworth ...	359
Nethercott, Edward Geo. ...	Clerk, &c., Sheriff's Office, Beechworth ...	360
Netherwood, C. ...	Clerk, Survey Office ...	373
Neumayer, George ...	Director, Magnetic Survey ...	355
Newington, Joel ...	Postmaster, Newbridge ...	394
Newland, Thomas ...	Sorter, Post Office, Geelong ...	388
Newenham, Frederic W. ...	Messenger, Executive Council ...	341
Newenham, H. H. ...	Standpipe Keeper, Sewerage and Water Supply ...	376
Newton, W. P. ...	Clerk, Post Office, Geelong ...	388
Nicholson, Alex. ...	Clerk, Audit Office ...	356
Nicholson, Emd. ...	Clerk, Post Office, Melbourne ...	387
Nicholson, D. W. ...	Public Vaccinator, Kilmore ...	349
Nicholson, Donald N. ...	Coroner, Kilmore ...	370
Nicholson, John ...	Senior Pilot ...	385
Nicholson, P. ...	Receiver and Paymaster, Belfast ...	371
Nicholson, W. B. ...	Clerk of Petty Sessions, Smythe's Creek ...	368
Nicholson, William ...	Master, Empire Buoy Boat ...	383
Nicholson, Wm. Neil ...	Senior Pilot ...	385
Nicolson, Peter ...	Collector, H.M.C., Port Fairy ...	381
Nicol, John ...	Postmaster, Daylesford ...	391
Nicol, John ...	Manager, Electric Telegraph, Daylesford ...	397
Nicholas, W. K. ...	Inspector of Distilleries ...	384
Nicholas, William K. ...	Inspector of Police ...	350
Nicholson, C. H. ...	Superintendent of Detectives ...	351
Nicholson, C. H. ...	Inspector of Distilleries ...	384
Nickolls, W. E. ...	Bailiff, County Court, Raglan ...	362
Nicolson, O. McK. ...	Sorter, Post Office, Beechworth ...	388
Nixon, G. F. ...	Public Vaccinator, Maldon ...	349
Nixon, Thomas ...	Land Surveyor ...	373
Noblett, G. ...	Postmaster, Ballarat East ...	389
Noel, W. B. ...	Chief Commissioner of Insolvent Estates ...	359
Nolan, Jas. F. ...	Crown Prosecutor, Ararat, &c. ...	362
Noon, J. ...	Draftsman, Surveyor-General's Office ...	372
Norman, C. ...	Postmaster, Korot ...	393
Normoyle, John Joseph ...	Clerk, Crown Solicitor's Office ...	358
Norris, William ...	Deputy Registrar of Births and Deaths, Avenel ...	344
Norris, M. J. ...	Clerk, Registrar-General's Office ...	343
Noryali, J. ...	Coxswain, Marine Survey ...	374
Notley, James C. ...	Turnkey, Ararat Gaol ...	353
Nott, John ...	Deputy Registrar of Births and Deaths, Maldon ...	345
Nott, John ...	Clerk of Petty Sessions, Maldon ...	368

INDEX OF OFFICERS—continued.

Name.	Office.	Page in the Book in which his Office is described.
Nunn, Joshua W.	Manager, Electric Telegraph, Longwood	397
Nunn, J. W.	Postmaster, Longwood	393
Nunn, J. W.	Deputy Registrar of Births and Deaths, Longwood	345
O.		
O'Cheong	Chinese Interpreter and Scribe	369
O'Connell, H. F.	Postmaster, Yackandandah	396
O'Connell, Henry Frank	Operator, Melbourne Station	397
O'Connor, M. J.	Public Vaccinator, Rushworth	349
O'Connor, Daniel C.	Assistant Clerk, &c., Lunatic Asylum	354
O'Connor, D. F.	Postmaster, Lamplough	393
O'Connor, Joshua	Bailiff, County Court, Dandenong	361
Odell, J.	Clerk, Treasury, Melbourne	370
Odgers, William H.	Clerk, Chief Secretary's Office	343
Odgers, John D.	Audit Clerk, Railway Department	398
Ogilvie, Christian S.	Pleuro-Pneumonia Commissioner	356
Ogilvy, Thomas	Postmaster, Ascot	389
O'Grady, D.	Postmaster, Killarney	392
O'Farroll, H. J.	Clerk, Commissioner of Crown Lands' Office	374
O'Hea, James	Clerk, Chief Secretary's Office	343
Ohlfsen, Bagge, C. A.	Draftsman of Railways	400
O'Keefe, Thomas	Assistant Messenger, Parliament Library	342
Oliver, A. R. T.	Postmaster, Ravenswood	394
Oliver, Daniel	Second Clerk of Petty Sessions, Ballarat	366
O'Malley, J.	Clerk of Railway Department	399
O'Meara, Thomas	Turnkey, Ballarat Gaol	352
Organ, Daniel	Senior Pilot	385
Orlebar, A. B.	Chief Inspector, National Schools	357
Orme, F. K.	Warden, Gold Fields	377
Orme, Francis K.	Police Magistrate, Avoca	365
O'Rooke, J.	Cashier and Collector, Railway Department	399
Orr, John	Postmaster, Rutherglen	394
Orridge, Jno. W.	Sub-Inspector of Police (2nd class)	351
Osborne, J. W.	Photo-Lithographer, Survey Office	373
Osborn, J. W.	Deputy Registrar of Births and Deaths, Kilmore	345
O'Shanassy, The Hon. John	Chief Secretary	343
O'Sullivan, M.	Coroner, Gisborne	369
Owen, R. W.	Clerk, Post Office, Melbourne	387
Owen, John Henry	Clerk and Warehouse Keeper, Port Fairy	381
Owen, John Henry	Tidewaiter, H.M.C., Williamstown	380
Oxenbould, Fred. W.	Clerk, H.M.C., Melbourne	378
P.		
Padgham, S.	Postmaster, Box Hill	390
Pagan, John	Postmaster, Mortlake	393
Page, Martin	Sub-Inspector of Police	351
Page, John	Clerk, H.M.C., Melbourne	378
Pain, Charles H.	Clerk, Post Office, Melbourne	386
Pain, J. B.	Clerk, Railway Department	399
Paine, D. W.	Postmaster, Bullarook	390
Palmer, Sir James F.	President of Legislative Council	341
Palmer, William Geo.	Sergeant-at-Arms	342
Palmer, Henry S.	Sub-Inspector of Police	351
Palmer, Henry	Clerk, Post Office, Melbourne	386
Palmer, T. W.	Associate to Puisne Judge	357
Papineau, John	Postmaster, Sandy Creek, Tarnagulla	395
Parker, Edward S.	Inspector of Denominational Schools	357
Parkin, W. R.	Clerk, Roads and Bridges	400
Parry, Charles	Plan Moulder, Survey Office	374
Pasco, C. A. D.	Registrar of Marriages, Swan Hill	347
Pasco, C. A. D.	Deputy Registrar of Births and Deaths, Swan Hill	346
Pasco, Crawford A. D.	Police Magistrate, Swan Hill	366
Patchell, W. J. W.	Postmaster, Kerang	392
Paterson, Charles	Coast Waiter, Corner Inlet	381
Paterson, G. A.	Postmaster, Deep-Lead	391
Paterson, Joseph	Public Vaccinator, Flemington	348
Paterson, Joseph	Deputy Registrar of Births and Deaths, Flemington	344
Patison, J. M.	Postmaster, Woodford	396
Patison, J. M.	Deputy Registrar of Births and Deaths, Woodford	346
Paton, John	Deputy Registrar of Births and Deaths, Camperdown	344
Paton, John	Temporary Clerk, Public Works Office	375
Patterson, George	Inspector of Works, Railway Department	400
Patterson, James	Clerk in Commissioner of Insolvent Estates Office	359
Patterson, G. W. F.	Clerk, County Court, Melbourne	362
Payne, William S. F.	Manager, Electric Telegraph, Kilmore	397
Payne, Charles B.	Inspector, &c., Steam Navigation Board	386
Payter, James W.	Manager, Electric Telegraph, Cape Otway	398

INDEX OF OFFICERS—continued.

Name.	Office.	Page in the Book in which his Office is described.
Peacock, James	Postmaster, Janefield	392
Peacock, James	Deputy Registrar of Births and Deaths, Janefield	345
Pearce, Andrew	Manager, Electric Telegraph, and Postmaster, Chiltern	390, 397
Pearce, Thomas	Overseer of Laborers, Penal Establishment	353
Pearson, H. M.	Bailiff, County Court, Sale	362
Penfold, C. P.	Public Vaccinator, Carlton	348
Pengelly, H. E.	Clerk, Gold Office, Melbourne	371
Pennell, George B.	Road Engineer	401
Penson, Robert	Overseer of Bookbinders, Government Printing Office	372
Penton, D. R.	Manager, Electric Telegraph, Sandhurst	397
Penton, David R.	Manager, Electric Telegraph, Geelong	397
Pentreath, Peter	Postmaster, Long Gully	393
Perrin, H.	Postmaster, Lillydale	393
Perrott, William Z.	Road Engineer	401
Perrottet, L. J.	Deputy Registrar of Births and Deaths, Osborne's Flat	345
Perry, P. C.	Postmaster, Big Hill	390
Perry, Charles L.	Clerk, Registrar-General's Office	343
Peterkin, J.	Postmaster, Navarre Rush	394
Peters, H. C.	Clerk, County Court, Sandhurst	363
Peterson, Charles	Pilot, Corner Inlet	385
Peterson, Charles	Coastwaiter, H.M.C., Corner Inlet	381
Pettifer, C. A.	Temporary Clerk, Survey Office	374
Pettet, John G.	Clerk, Police Department	350
Petley, Charles P.	Clerk, Audit Office	356
Pettitt, J. H. W.	Road Overseer	401
Petty, J. H.	Postmaster, Yarra Flats	397
Petty, R.	Temporary, Geodetic Survey	373
Peyton, L. O.	Acting Postmaster, New Inglewood	389
Phair, T.	Clerk, Railway Department	398
Phair, Thomas	Messenger, Audit Branch, Railways	398
Phillips, J.	Postmaster, Broadmeadows	390
Phillips, Job	Public Vaccinator, Prahran	348
Phillip, N.	Messenger, Railway Department	398
Phillips, C.	Public Vaccinator, Cranbourne and Dandenong	348
Phillips, C. J.	Pilot, Port Albert	385
Phillips, W. B.	Public Vaccinator, Queenstown	349
Phillipin, Thomas C.	Landing Waiter, H.M.C., Port Fairy	381
Philp, James B.	Photo-Lithographer, Survey Office	373
Philp, Francis Paton	Deputy Registrar of Births and Deaths, Leigh	345
Phipps, William	Deputy Registrar of Births and Deaths, Omeo	345
Phipps, John B.	Deputy Registrar of Births and Deaths, Lancefield	345
Phipps, William	Registrar of Marriages, Omeo	347
Phipps, J. B.	Public Vaccinator, Lancefield	349
Phipps, J. B.	Registrar of Marriages, Lancefield	347
Pickering, J.	Postmaster, Doncaster	391
Pickering, E. C.	Assistant, Magnetic Survey Office	355
Pierce, W. C.	Registrar of Marriages, Dunolly, &c.	347
Pierce, Walter Charles	Deputy Registrar of Births and Deaths, Dunolly	344
Pierce, Joseph	Clerk, Stores and Transport Office	372
Pierce, W. C.	Public Vaccinator, Kingower	349
Pilkington, R.	Tidewaiter, H.M.C., Williamstown	380
Pinn, David Evans	Clerk, Registrar-General's Office	343
Pinniger, Thomas W.	Geodetic Surveyor	373
Pinniger, Henry	Turnkey, Ballaarat Gaol	352
Piper, William	Warden, Gold Fields	377
Piper, Rd. R.	Postmaster, Williamstown	389
Piper, W.	Police Magistrate Benalla	365
Pitman, Edward D.	Clerk, Post Office, Melbourne	386
Pitt, W. A. D.	Barrack Master	372
Pitt, G. F. D.	Clerk, Treasury, Melbourne	371
Pittman, Jos.	Chief Draftsman, Clerk, Geological Survey Office	374
Plaisted, T.	Clerk, Treasury, Melbourne	370
Plews, E. W.	Public Vaccinator, Fryerstown	348
Plowright, J.	Postmaster, Harcourt	392
Plummer, A.	Registrar of Marriages, Sandridge	347
Plummer, Andrew	Deputy Registrar of Births and Deaths, Emerald Hill and Sandridge	344
Plummer, A.	Public Vaccinator, Emerald Hill and Sandridge	348
Plummer, W. A. K.	Sorter, Post Office, Melbourne	386
Pohlman, R. W.	Judge, County Court, Melbourne	362
Pohlman, R. W.	Puisne Judge	357
Pohlman, F. R.	Police Magistrate, Maryborough	365
Pohlman, Fred. R.	Warden, Gold Fields	377
Pohlman, F. R.	Police Magistrate, Raglan	366
Pollard, N. W.	Draftsman, Railway Department	400
Poole, John, sen.	Harbor Pilot	385
Poole, Theresa	Matron, Penal Establishments	353
Pooley, William Thomas	Deputy Registrar of Births and Deaths, Ballaarat	344
Pooley, William Thomas	Registrar of Marriages, Ballaarat	346

INDEX OF OFFICERS—continued.

Name.	Office.	Page in the Book in which his Office is described.
Porter, John A. ...	Prothonotary ...	358
Pounds, James B. ...	Resident Surgeon, Pentridge Stockade ...	354
Powel, Caleb ...	Locker, H.M.C., Melbourne ...	379
Powell, W. E. ...	Postmaster, Ovens ...	395
Power, T. ...	Clerk, Survey Office ...	374
Power, William ...	Deputy Registrar of Births and Deaths, Belvoir ...	344
Power, William ...	Acting Clerk of Petty Sessions, Belvoir ...	366
Power, W. P. ...	Clerk, Roads and Bridges Office ...	401
Power, William ...	Searcher of Customs, Port of Belvoir ...	382
Pownall, Thomas T. ...	Clerk, County Court, Castlemaine ...	360
Poyntz, Arthur ...	Manager, Electric Telegraph, Wangaratta ...	397
Poyntz, A. ...	Postmaster, Wangaratta ...	396
Preshaw, William F. ...	Coroner, Castlemaine ...	369
Preshaw, W. F. ...	Public Vaccinator, Castlemaine ...	348
Prest, John ...	Postmaster, Mount Pleasant ...	393
Preston, John ...	Signal Master, Point Lonsdale ...	383
Prior, A. ...	Postmaster, Cochrane's ...	391
Fryce, R. S. ...	Clerk, Post Office, Melbourne ...	386
Puckle, F. H. ...	Police Magistrate, Buckland ...	365
Puckle, Frederick H. ...	Warden, Gold Fields ...	377
Pullar, W. ...	Postmaster, Maidstone ...	393
Purcell, Dillon ...	Inspector of Police (2nd class) ...	351
Putwaine, C. ...	Inspector of Fisheries ...	374
Pyle, Alex. ...	Clerk, Shipping Master's Office ...	378
Q.		
Qualtrough, A. ...	Deputy Registrar of Births and Deaths, Avenel ...	344
Qualtrough, A. ...	Public Vaccinator, Avenel ...	347
Quain, Frederick ...	Clerk of Petty Sessions, Pleasant Creek ...	368
Quin, Thomas M. ...	Senior Turnkey, Melbourne Gaol ...	351
Quin, J. H. ...	Clerk of Petty Sessions, Digby ...	367
Quinn, T. ...	Postmaster, Inglewood ...	392
Quin, William ...	Clerk, Denominational School Board Office ...	357
Quinan, James ...	Deputy Registrar of Births and Deaths, Geelong ...	344
Quinan, James ...	Registrar of Marriages, Geelong ...	347
Quinan, R. J. T. ...	Deputy Registrar of Births and Deaths, Steiglitz ...	346
Quinan, Richard ...	Clerk of Petty Sessions, Steiglitz ...	369
Quinan, James J. ...	Clerk, Gold Office, Melbourne ...	371
R.		
Rackham, Thomas R. ...	Manager, Electric Telegraph, Warrnambool ...	398
Rackham, T. R. ...	Postmaster, Warrnambool ...	389
Radcliffe, H. H. ...	Coroner, Inglewood ...	370
Radford, C. ...	Coroner, Casterton ...	369
Radford, Caleb ...	Public Vaccinator, Casterton ...	348
Radford, Caleb ...	Deputy Registrar of Births and Deaths, Casterton ...	344
Rae, Thomas ...	Member of Steam Navigation Board ...	386
Rae, Thomas ...	Coroner, Colac ...	369
Rae, Thomas ...	Public Vaccinator, Colac ...	348
Ralph, Thomas S. ...	Collector of Pathological Specimens, University ...	342
Rankin, W. B. ...	Registrar of Marriages, Buninyong ...	347
Rankin, W. B. ...	Public Vaccinator, Buninyong ...	348
Rankin, William B. ...	Deputy Registrar of Births and Deaths, Buninyong ...	344
Ratcliffe, William Henry ...	Deputy Registrar of Births and Deaths, Amphitheatre ...	343
Ratcliffe, W. H. ...	Deputy Registrar of Births and Deaths, Mountain Creek ...	345
Ray, James ...	Deputy Registrar of Births and Deaths, Lucknow ...	345
Ray, James ...	Public Vaccinator, Lucknow ...	349
Raven, John C. ...	Clerk, Police Department ...	350
Raven, John C. ...	Clerk, Audit Office ...	356
Rawlinson, T. E. ...	Acting Road Engineer, Roads and Bridges, Engineering Branch ...	401
Raymond, F. D. ...	Clerk and Draftsman ...	373
Readshaw, R. C. ...	Sorter, Post Office, Melbourne ...	387
Reed, James, M.D. ...	Surgeon Superintendent, Sanatory Station ...	354
Reed, Henry ...	Senior Pilot ...	385
Reed, James ...	Public Vaccinator, Point Nepean ...	349
Reed, James ...	Deputy Registrar of Births and Deaths, Point Nepean ...	345
Reed, Thomas ...	Manager, Electric Telegraph, Cape Schanck ...	398
Redden, Alfred ...	Assistant Superintendent, Penal Establishment ...	353
Rede, Robert ...	Sheriff, Geelong ...	359
Rees, William C. ...	Clerk, Harbor Master's Office ...	382
Reid Francis A. S. ...	Superintendent of Police (1st class) ...	350
Reid, James G. ...	Postmaster, Pentridge ...	394
Reid, James A. S. ...	Inspector of Distilleries ...	384
Reid, Hugh R. ...	Clerk to Pilot Board ...	385
Rennick, F. ...	Draftsman, Railway Department ...	400
Rennie, Samuel S. ...	Chief Clerk, H.M.C., Geelong ...	381
Rennie, James ...	Clerk of Petty Sessions, Lancefield ...	368

INDEX OF OFFICERS—continued.

Name.	Office.	Page in the Book in which his Office is described.
Reynell, A. ...	Receiver and Paymaster, Maryborough ...	371
Rhodes, S. ...	Postmaster, Collingwood East ...	391
Rich, John ...	Clerk of Petty Sessions, Buninyong ...	367
Rich, John ...	Clerk to Warden ...	377
Rich, R. J. ...	Senior Pilot ...	385
Richards, John B. ...	Clerk of Petty Sessions, Eaglehawk ...	367
Richards, William ...	Lighthouse Keeper, Wilson's Promontory ...	383
Richards, George ...	Bailiff, County Court, Carisbrook ...	360
Richards, George ...	Bailiff, County Court and Court of Mines, Maryborough ...	362
Richardson, Geo. ...	Clerk of Petty Sessions, South Barwon ...	369
Richardson, Andrew ...	Locker, H.M.C., Melbourne ...	379
Richmond, V. B. W. ...	Public Vaccinator, Cheltenham ...	348
Ridgway, Charles ...	Librarian, Houses of Parliament ...	342
Ridley, A. ...	Public Vaccinator, Mount Ararat ...	349
Ridley, James ...	Senior Pilot ...	385
Rigby, G. O. ...	Registrar of Marriages, Gisborne ...	347
Rigby, George O. ...	Deputy Registrar of Births and Deaths, Gisborne ...	344
Rigby, G. O. ...	Public Vaccinator, Gisborne ...	348
Rigbye, N. J. B. P. ...	Clerk of Petty Sessions, Taradale ...	369
Ritchie, F. H. ...	Clerk, Railway Department ...	400
Ritchie, Thos. ...	Clerk, Railway Department ...	400
Ritchie, W. ...	Junior Clerk, Post Office, Melbourne ...	387
Roberts, J. P. ...	Postmaster, Italian Gully ...	392
Roberts, H. ...	Postmaster, Newham ...	394
Roberts, H. H. ...	Clerk, County Court, Geelong ...	361
Robertson, James ...	Clerk of Petty Sessions, Bourke ...	368
Robertson, James ...	Clerk of Petty Sessions, Emerald Hill ...	367
Robertson, Alex., M.D. ...	Health Officer, Queenscliff ...	354
Robertson, C. G. ...	Clerk, Registrar-General's Office ...	343
Robertson, Andrew ...	Photo-Lithographer, Survey Office ...	373
Robertson, William ...	Clerk, Police Department ...	350
Robertson, Alexander ...	Public Vaccinator, Queenscliff ...	349
Robertson, Thomas ...	Senior Pilot ...	385
Robertson, Thomas ...	Messenger, Pilot Board ...	385
Robinson, Charles ...	Deputy Registrar of Births and Deaths, Heathcote ...	345
Robinson, J. T. ...	Public Vaccinator, Clunes ...	348
Robinson, Charles ...	Public Vaccinator, Heathcote ...	348
Robinson, W. F. ...	Printer of Postage Stamps, Melbourne ...	387
Robinson, R. C. ...	Public Vaccinator, Taradale ...	348
Robinson, B. ...	Deputy Registrar of Births and Deaths, Footscray ...	344
Rochfort, L. J. ...	Paymaster and Inspector of Police, Railways ...	399
Roche, Geo. ...	Public Vaccinator, Creswick ...	348
Roch, Thomas ...	Tide Surveyor, Williamstown ...	380
Roche, William A. ...	Coroner, Sandhurst ...	370
Roche, W. A. ...	Registrar of Marriages, Sandhurst ...	347
Roche, W. A. ...	Public Vaccinator, Sandhurst ...	349
Roche, W. A. ...	Deputy Registrar of Births and Deaths, Sandhurst ...	346
Rockett, William ...	Senior Pilot ...	385
Rodd, J. S. ...	Public Vaccinator, Snapper Point ...	349
Roden, R. B. ...	Postmaster, Campbell's Creek ...	390
Roe, Wellesley F. ...	Clerk of Petty Sessions, Carisbrook ...	367
Roe, W. F. ...	Registrar of Marriages, Carisbrook ...	347
Roe, W. F. ...	Deputy Registrar of Births and Deaths, Carisbrook ...	344
Rogers, J. ...	Postmaster, Tallarook ...	395
Rogers, Charles ...	Postmaster, Hamilton ...	388
Rogers, J. W. ...	Judge, County Court, Ballarat ...	360
Rogers, John ...	Deputy Registrar of Births and Deaths, Castlemaine ...	344
Rogers, John ...	Registrar of Marriages, Castlemaine ...	347
Rogers, Samuel ...	Turnkey, Ballarat Gaol ...	352
Rollins, Jane ...	Station Mistress ...	399
Ronald, W. ...	Public Vaccinator, Upper Plenty and Yan Yean ...	350
Rose, De Courcey ...	Bailiff, County Court, Portland ...	362
Rose, Alex. O'Grady ...	Associate to Puisne Judge ...	357
Rose, Alexander ...	Tide Surveyor, Williamstown ...	380
Rose, John O. ...	Clerk, Post Office, Melbourne ...	386
Ross, John L. ...	Assistant Draftsman, Engineering Branch ...	401
Ross, James ...	Weigher, H.M.C., Melbourne ...	379
Ross, Andrew ...	Postmaster, Kangaroo Ground ...	392
Ross, Alexander ...	Postmaster, Lethbridge ...	393
Ross, Andrew ...	Deputy Registrar of Births and Deaths, Kangaroo Ground ...	345
Ross, Bryce ...	Deputy Registrar of Births and Deaths, Korong ...	345
Ross, W. B. ...	Assistant Tide Surveyor, H.M.C., Portland ...	381
Ross, C. ...	Postmaster, King Parrot Creek ...	393
Rourke, John ...	Inspector, Sewerage and Water Supply ...	375
Rowand, Charles ...	Road Engineer ...	401
Rowe, R. ...	Postmaster, Joyce's Creek ...	392
Rowley, James ...	Senior Turnkey, Gaol, Melbourne ...	351
Rumley, J. G. ...	Clerk, Gold Office, Melbourne ...	371
Rule, John ...	Deputy Registrar of Births and Deaths, Maidstone ...	345

INDEX OF OFFICERS—continued.

Name.	Office.	Page in the Book in which his Office is described.
Rule, J. ...	Public Vaccinator, Maidstone ...	349
Rusden, George W. ...	Clerk to the Parliaments ...	341
Rusden, Henry K. ...	Clerk, Police Department ...	350
Rushworth, Henry ...	Clerk, Commissioner Insolvent Estates Office ...	359
Russell, A. F. ...	Postmaster, Burnt Creek ...	390
Ryall, E. B. ...	Sub-Inspector of Police ...	351
Ryan, Thomas ...	Postmaster, Brown Hills ...	390
Ryan, James ...	Draftsman, Survey Office ...	372
Ryan, William ...	Turnkey, Sandhurst Gaol ...	352
Ryan, M. ...	Housekeeper, Railway Department ...	400
Ryan, Jas. ...	Assistant Printer of Postage Stamps, Melbourne ...	387
Ryan, J. ...	Messenger, Railway Department ...	400
Ryan, Thomas J. ...	Clerk, Gold Fields ...	377
Ryley, Francis ...	Road Engineer ...	401
S.		
Saddler, J. ...	Weigher, H.M.C., Melbourne ...	379
Saddler, Joseph ...	Extra Locker, H.M.C., Melbourne ...	379
Sadler, James ...	Standpipe Keeper, Sewerage and Water Supply ...	376
Sadlier, John ...	Sub-Inspector of Police ...	351
Saenger, L. ...	Public Vaccinator, Smythe's Creek ...	349
Salmon, J. ...	Registrar of Marriages, Heywood ...	347
Salmon, Jabez ...	Deputy Registrar of Births and Deaths, Heywood ...	345
Salkeld, Henry ...	Manager, Electric Telegraph, Yackandandah ...	398
Salkeld, H. ...	Postmaster, Yackandandah ...	396
Salkeld, H. ...	Postmaster, Sandridge ...	395
Salkeld, H. ...	Postmaster, Snapper Point ...	395
Sampson, T. C. ...	Sorter, Post Office, Melbourne ...	387
Sanders, John T. ...	Clerk of Petty Sessions, Sandhurst ...	368
Sanders, J. T. ...	Deputy Registrar of Births and Deaths, Sandhurst ...	346
Sanders, J. T. ...	Registrar of Marriages, Sandhurst ...	347
Sanderson, Isaac ...	Inspector, Sewerage and Water Supply ...	375
Sanderson, R. H. ...	Postmaster, Mount Bolton ...	393
Saunders, F. A. ...	Bailiff, County Court, Hamilton ...	361
Samson, Horace ...	Draftsman, Survey Office ...	372
Sasse, Hy. A. ...	Inspector, Denominational Schools ...	357
Salterthwaite, J. ...	Postmaster, St. Leonard's ...	394
Salterthwaite, J. ...	Deputy Registrar of Births and Deaths, St. Leonard's ...	346
Savage, E. G. ...	Postmaster, Frankston ...	392
Sawell, Wm. L. ...	Bailiff, County Court and Court of Mines, Kilmore ...	362
Sayers, W. F. ...	Clerk of Petty Sessions, Newtown and Chilwell ...	368
Scherell, Fredk. ...	Model Maker, National Museum ...	355
Schumann, O. F. ...	Deputy Registrar of Births and Deaths, Whipstick ...	346
Schumann, O. F. ...	Postmaster, Whipstick ...	396
Scott, James ...	Deputy Registrar of Births and Deaths, Gordon and Mount Egerton ...	345
Scott, Jas. Davis ...	Resident Clerk, Detective Office ...	351
Scott, Walter ...	Deputy Registrar of Births and Deaths, Ballan ...	344
Scott, Robert D. ...	District Surveyor ...	373
Scott, B. T. ...	Station Master ...	399
Scurfield, John B. ...	Clerk, Electric Telegraph Office ...	397
Scurry, Frederick ...	Clerk, Public Works ...	375
Seath, George ...	Clerk, H.M.C., Melbourne ...	378
Seaver, Emily ...	Deputy Registrar of Births and Deaths, and Postmistress, Crowlands ...	344, 391
Sear, Susan ...	Female Turnkey, Ballarat Gaol ...	352
Selby, James ...	Public Vaccinator, Hepburn ...	348
Selleck, Austin ...	Clerk to Tender Board, Colonial Stores ...	372
Selwyn, Alfred R. C. ...	Government Geologist ...	374
Selwyn, Alfred R. C. ...	Member of the Board of Science ...	377
Serrell, Thomas ...	Public Vaccinator, Collingwood ...	348
Seward, James M. ...	Clerk, Master-in-Equity's Office ...	358
Seward, Geo. ...	Postmaster, Durham Ox ...	391
Sewell, W. ...	Clerk, Treasury, Melbourne ...	370
Shadforth, Robert W. ...	Police Magistrate, Wangaratta ...	366
Shakspear, R. H. ...	Draftsman, Railway Department ...	400
Shallard, Thomas ...	Assistant Reader, Legislative Council ...	341
Sharp, T. C. ...	Clerk, Railway Department ...	399
Shaubel, Bernhard ...	Mechanical Draftsman, Museum ...	355
Shaw, Walter ...	Clerk, Audit Office ...	355
Shaw, Joseph ...	Landing Waiter, H.M.C., Melbourne ...	379
Shaw, Forster ...	Coroner, Geelong ...	369
Shearman, Robert S. ...	Sub-Inspector of Police ...	351
Shebler, R. ...	Postmaster, Melton ...	393
Shee, E. O. ...	Clerk of Petty Sessions, Melbourne ...	368
Shee, E. O. ...	Clerk, Prothonotary's Office ...	358
Sheffield, Henry ...	Sub-Librarian, Public Library ...	355
Shogog, George ...	Turnkey, Castlemaine Gaol ...	352

INDEX OF OFFICERS—continued.

Name.	Office.	Page in the Book in which his Office is described.
Shegog, Annie ...	Female Turnkey, Castlemaine Gaol ...	352
Sherard, Charles W. ...	Warden, Gold Fields ...	376
Sherard, C. W. ...	Police Magistrate, Ballaarat ...	365
Sherlock, Henrietta ...	Female Turnkey, Ararat Gaol ...	353
Sherwin, Josiah ...	Turnkey, Ballaarat Gaol ...	352
Shield, W. ...	Postmaster, Wangaratta ...	396
Shields, William ...	Manager, Electric Telegraph, Wangaratta ...	397
Shillinglaw, Jno. ...	Clerk, Post Office, Melbourne ...	387
Shillinglaw, John J. ...	Shipping Master, Melbourne ...	378
Shilton, William ...	Cooper, Powder Magazine, Footscray ...	384
Shovelbottom, Geo. ...	Curator of Intestate Estates ...	358
Shuter, Charles ...	Warden, Gold Fields ...	376
Shuter, Charles ...	Police Magistrate, Blackwood ...	365
Sievright, Adolphus ...	Superintendent Mail Branch, Post Office, Melbourne ...	386
Silvester, George B. ...	Deputy Registrar of Births and Deaths, Moorabool ...	345
Silvester, G. B. ...	Postmaster, Morrison's ...	393
Silvester, Henry W. ...	Clerk to Warden ...	377
Simcocks, G. E. ...	Road Overseer ...	401
Simmouds, S. P. ...	Deputy Registrar of Births and Deaths, Brighton ...	344
Simmons, H. W. ...	Postmaster, Pentland Hills ...	394
Simmons, Rev. P. K. ...	Deputy Registrar of Births and Deaths, Gipps Land North ...	344
Simpson, A. A. ...	Postmistress, Corinella ...	391
Simpson, J. ...	Postmaster, Corinella ...	391
Simpson, W. ...	Postmaster, Moorabool ...	393
Simpson, J. L. ...	Road Overseer ...	401
Simpson, W. P. ...	Postmaster, Tylden ...	396
Simpson, W. ...	Postmaster, Eaglehawk ...	391
Simper, J. B. ...	Postmaster, Conewarre ...	391
Sims, G. W. ...	Junior Clerk, Public Works Office ...	375
Sinclair, H. ...	Postmaster, Wallan ...	396
Sinclair, Peter ...	Clerk, Library, Parliament Houses ...	342
Singleton, T. A. ...	Road Overseer ...	401
Singleton, J. W. ...	Senior Pilot ...	385
Singleton, Edward ...	Clerk of Petty Sessions, Queenscliff ...	368
Singleton, John ...	Junior Clerk, Post Office, Melbourne ...	387
Singleton, R. ...	Second Clerk of Petty Sessions, Sandhurst ...	368
Sircon, John ...	Inspector, Denominational Schools ...	357
Skene, Alexander J. ...	Land Surveyor ...	373
Skene, Henry ...	Clerk to Warden ...	377
Skilling, Thomas ...	Member of the Board of Science ...	377
Skilling, Thomas ...	Director of Experimental Farm ...	357
Skinner, C. B. G. ...	Judge, County Court, Sandhurst ...	363
Slack, Edward ...	Clerk, Post Office, Melbourne ...	386
Slade, Edgar ...	Inspector of Distilleries ...	384
Slade, Edgar ...	Superintendent of Police (1st class) ...	350
Slater, A. L. ...	Public Vaccinator, Mountain Creek ...	349
Smale, John K. ...	Clerk, Registrar-General's Office ...	343
Smallman, Thomas ...	Clerk of Petty Sessions, Jamieson ...	367
Smibert, George ...	Operator, Electric Telegraph, Melbourne ...	397
Smibert, James ...	Manager, Electric Telegraph, Williamstown ...	398
Smith, John ...	Clerk, Post Office, Geelong ...	388
Smith, William ...	Postmaster, Mansfield ...	393
Smith, Bernhard ...	Police Magistrate, Pleasant Creek ...	366
Smith, M. ...	Postmaster, Marong ...	393
Smith, A. J. ...	Police Magistrate, Castlemaine ...	365
Smith, John ...	Assistant Operator, Electric Telegraph, Melbourne ...	397
Smith, A. ...	Deputy Registrar of Births and Deaths, Morse's Creek ...	344
Smith, John ...	Deputy Registrar of Births and Deaths, Reedy Creek ...	346
Smith, Arthur ...	Postmaster, Morse's Creek ...	393
Smith, James P. ...	Postmaster, Amherst ...	389
Smith, P. H. ...	Warden, Gold Fields ...	377
Smith, Malcolm H. ...	Superintendent, Penal Establishment ...	353
Smith, W. H. ...	Clerk, Treasury, Melbourne ...	370
Smith, John ...	Storekeeper, Penal Establishment ...	353
Smith, H. F. ...	Bailiff, County Court, Gisborne ...	361
Smith, John ...	Locker, H.M.C., Melbourne ...	379
Smith, Bernhard ...	Warden, Gold Fields ...	377
Smith, Alexander J. ...	Warden, Gold Fields ...	376
Smith, Joseph ...	Overseer of Laborers, Geelong Gaol ...	352
Smith, Edward ...	Assistant Operator, Electric Telegraph, Geelong ...	397
Smith, Peter Henry ...	Inspecting Superintendent of Police ...	350
Smith, James Henry ...	Postmaster, Keilor ...	392
Smith, J. T. ...	Assistant Engineer, Railway Department ...	400
Smith, Peter H. ...	Inspector of Distilleries ...	384
Smith, John E. ...	Overseer of Laborers, Penal Department ...	353
Smith, Robert ...	Bailiff, County Court, Melbourne ...	362
Smith, James A. ...	Cooper, Powder Magazine, Melbourne ...	384
Smith, Augustus ...	Assistant Operator, Electric Telegraph, Geelong ...	397
Smith, A.K., M.R.C.V.S. ...	Pleura-Pneumonia Commissioner ...	356

INDEX OF OFFICERS—continued.

Name.	Office.	Page in the Book in which his Office is described.
Smith, C. L.	Postmaster, Epsom	391
Smith, James	Road Overseer	401
Smith, A. B.	Sub-Inspector of Police (1st class)	351
Smith, Alfred	Postmaster, Pentland Hills	394
Smith, H. A.	Postmaster, Batesford	389
Smyley, R.	Postmaster, St. Leonard's	394
Smyth, C. A.	Crown Prosecutor	358
Smyth, Robert Brough	Secretary for Mines	376
Smyth, Robert B.	Secretary of Aborigines	356
Smyth, Robt. B.	Secretary to Board of Science	377
Smyth, J. B.	Postmaster, Eddington	391
Snellie, Gordon	Road Overseer, Roads and Bridges	401
Snelling, William	Chief Clerk, Penal Establishment	353
Snow, A. T.	District Clerk of Works and Draftsman	374
Snow, Richard	Clerk, Post Office, Melbourne	386
Somerville, T.	Clerk of Petty Sessions, Keilor	368
Sorell, William	Clerk, Legislative Assembly	342
Sorley, Henry	Public Vaccinator, Nerring	349
Sorley, Henry	Deputy Registrar of Births and Deaths, Nerring	344
South, Samuel M.	Chief Clerk, Crown Solicitor's Office, for Civil Business	358
Spain, Henry White	Comptroller of Accounts, H.M.C.	378
Spark, J.	Public Vaccinator, Conewarre	348
Spark, James	Public Vaccinator, Geelong (Ashby)	348
Sparrow, William Charles	Locker, H.M.C., Melbourne	379
Spence, James Major	Government Storekeeper	372
Spencer, T. W.	Postmaster, Mount Pollock	393
Spencer, T. W.	Deputy Registrar of Births and Deaths, Mount Pollock	344
Spicer, T. E.	Road Overseer	401
Sprent, John S.	Landing Waiter, H.M.C., Melbourne	379
Spring, M.	Postmaster, Lindsay	393
Stafford, William	Turnkey, Kilmore Gaol	352
Stafford J.	Weigher, H.M.C., Melbourne	380
Stamp, Edward S.	Landing Waiter, H.M.C., Melbourne	379
Stamp, Edward S.	Warehouse Keeper, H.M.C., Geelong	381
Standish, Fred. C.	Chief Commissioner of Police	350
Stanes, Charlotte	Matron, Geelong Gaol	352
Stansmore, S. F.	Postmaster, Terang	395
Stansmore, S. F.	Deputy Registrar of Births and Deaths, Terang	346
Stapleton, James L.	Manager, Electric Telegraph, Mount Gambier	398
Staveley, H. C.	Clerk, Receiver and Paymaster's Office, Castlemaine	371
Stawell, Sir William F.	Chief Justice	357
Stead, J. C.	Railway Station Master	399
Stead, J. C.	Railway Station Master	399
Steavenson, John	Commissioner of Roads and Bridges	400
Steel, W. H.	District Clerk of Works and Draftsman	374
Stephen, E.	Clerk, H.M.C., Melbourne	378
Stephen, W. R.	Clerk, Treasury, Melbourne	370
Stephens, F.	Valuator, Sewerage and Water Commission	375
Stephen, Sidney James	Clerk, County Court, Melbourne	362
Stephen, Harrold	Extra Clerk, H.M.C., Melbourne	379
Stephenson, R.	Public Vaccinator, Berwick	348
Stevenson, W.	Public Vaccinator, Hamilton	348
Stewart, J.	Public Vaccinator, Ballaarat	347
Stewart, George	Police Magistrate, Belfast	365
Stewart, George	Senior Turnkey, Beechworth	352
Stewart, C. H.	Postmaster, Murchison	394
Stewart, A.	Postmaster, Murrumbidgee	394
Stirling, W.	Postmaster, Winchelsea	396
Stobie, David Grieve	Deputy Registrar of Births and Deaths, Blackwood	344
Stobie, David G.	Clerk of Petty Sessions, Blackwood	366
Stock, J.	Postmaster, Hotspur	392
Stodart, E. H.	Clerk, Post Office, Castlemaine	388
Stokes, H.	Carpenter, Post Office, Melbourne	387
Stokes, William	Clerk, Public Works Office	375
Stokes, G. W.	Draftsman, Railway Department	400
Stone, Joseph	Accountant, Penal Establishment	353
Stone, Jno.	Postmaster, Snapper Point	395
Stoney, James Butler	Extra Clerk, H.M.C., Melbourne... ..	379
Stoney, Isaac H.	Sub-Inspector of Police	351
Strachan, James F.	Member of Steam Navigation Board	386
Strachan, James F.	Member of Pilot Board	385
Straubel, Bernhard	Mechanical Draftsman, National Museum	355
Streeton, C. H.	Postmaster, Bellarine East	389
Strong, Edward	Acting Clerk, Railway Department	400
Strutt, C. E.	Warden, Gold Fields	377
Strutt, C. E.	Public Vaccinator, Echuca	348
Strutt, C. E.	Police Magistrate, Echuca	365
Stuart, David	Postmaster, Sandhurst	389
Stuart, Charles W.	Sheriff's Bailiff	359

INDEX OF OFFICERS—continued.

Name.	Office.	Page in the Book in which his Office is described.
Stuart, S. McD. ...	Registrar of Marriages, Wahgunyah ...	347
Stuart, S. McD. ...	Deputy Registrar of Births and Deaths, Wahgunyah ...	346
Stuart, Frances ...	Railway Station Mistress ...	399
Studdert, George ...	Church of England Chaplain, Gaols ...	351
Sturgess, W. ...	Clerk and Draftsman, Survey Department ...	373
Sturt, Evelyn P. S. ...	Police Magistrate, Melbourne ...	365
Sullivan, D. ...	Postmaster, Deep Creek ...	391
Sullivan, James Forrester ...	Commissioner of Trade and Customs ...	378
Summers, Joseph ...	Weigher, H.M.C., Melbourne ...	379
Summers, Robert ...	Locker, H.M.C., Melbourne ...	379
Sumner, Theodotus John ...	Vice-President of Board, Protector of Aborigines ...	356
Sunderland, Thomas ...	Clerk, Registrar-General's Office ...	343
Surman, J. W. ...	Postmaster, Cardigan ...	390
Sutherland, R. A. ...	Chief Clerk, Crown Solicitor's Office, for Civil Business ...	358
Sutherland, W. S. ...	Public Vaccinator, Harrow ...	348
Sutherland, George ...	Weigher, H.M.C., Melbourne ...	379
Sutherland, Duncan ...	Clerk, H.M.C., Melbourne ...	378
Sutton, J. ...	Sorter, Post Office, Melbourne ...	387
Sutton, William ...	Turnkey, Castlemaine Gaol ...	352
Swanson, T. ...	Weigher, H.M.C., Melbourne ...	380
Symington, G. ...	Railway Station Master ...	399
Symonds, Edward C. ...	Clerk, Audit Office ...	356
Symonds, Charles H. ...	Commissioner of Audit ...	356
Symonds, E. S. ...	Under Treasurer ...	370
T.		
Tait, John ...	Road Overseer, Roads and Bridges ...	401
Talbot, Robert ...	Public Vaccinator, Brunswick ...	348
Talbot, T. ...	Public Vaccinator, Campbellfield ...	348
Talbot, Thomas ...	Deputy Registrar of Births and Deaths, Pentridge ...	345
Talbot, Thomas ...	Public Vaccinator, Pentridge ...	349
Tapp, George ...	Lighthouse Keeper, Gabo Island ...	383
Tapley, John ...	Clerk, Treasury, Melbourne ...	370
Taubman, Thomas ...	Postmaster, Bacchus Marsh ...	389
Taylor, Robert C. ...	Inspector of Police (1st class) ...	350
Taylor, G. T. ...	Postmaster, Bowman's Forest ...	390
Taylor, Thomas ...	Clerk of Petty Sessions, Linton's ...	368
Taylor, J. G. ...	Police Magistrate, Ararat ...	365
Taylor, Richard ...	Stable Keeper, Parliament Houses ...	342
Taylor, S. R. ...	Postmaster, Alma ...	389
Taylor, Norman ...	Field Geological Surveyor ...	374
Taylor, James G. ...	Resident Warden, Gold Fields ...	376
Taylor, H. ...	Postmaster, Eaglehawk ...	391
Taylor, John H. ...	Land Surveyor ...	373
Taylor, E. B. ...	Postmaster, South Yarra ...	395
Taylor, Edward B. ...	Deputy Registrar of Births and Deaths, South Yarra ...	346
Templeton, William ...	Police Magistrate, Avoca ...	365
Templeton, William ...	Warden, Gold Fields ...	376
Templeton, John ...	Assistant Surveyor ...	373
Terry, Robert ...	Postmaster, Flemington ...	391
Terry, George ...	Clerk, Shipping Master's Office ...	378
Testar, Thomas ...	Clerk, Denominational School Board ...	357
Thacker, William ...	Postmaster, Geelong ...	388
Thomas, David ...	Messenger, Parliament Library ...	342
Thomas, William Jackson ...	Warehouse Keeper, H.M.C., Geelong ...	381
Thomas, Ebenezer J. ...	Clerk, Colonial Stores ...	372
Thomas, S. H. ...	Clerk, Audit Office ...	356
Thomas, Frederick Wm. ...	Secretary to Board of Health ...	354
Thomas, William ...	Guardian of Aborigines ...	356
Thomas, John ...	Clerk, Receiver and Paymaster's Office, Ballarat ...	371
Thomas, W. J. ...	Landing Waiter, H.M.C., Melbourne ...	379
Thompson, C. G. ...	Senior Turnkey, Gaol, Portland ...	352
Thompson, A. ...	Postmaster, Cranbourne ...	391
Thompson, Eliza ...	Matron, Portland Gaol ...	352
Thomson, The Hon. Robert ...	Chairman of Committees, Legislative Council ...	341
Thompson, W. ...	Deputy Registrar of Births and Deaths, Snowy Creek ...	346
Thompson, G. ...	Postmaster, Whroo ...	396
Thompson, William ...	Postmaster, Snowy Creek ...	395
Thompson, A. P. ...	Clerk, Receiver and Paymaster's Office, Melbourne ...	371
Thomson, J. C. ...	Police Magistrate, Gisborne ...	365
Thorburn, Robert H. ...	Postmaster, Woodend ...	396
Thornhill, William ...	Surveyor ...	373
Thwaites, J. ...	Postmaster, Creswick ...	388
Thwaites, J. ...	Postmaster, Wangaratta ...	396
Thwaites, Joshua ...	Manager, Electric Telegraph, Creswick ...	398
Tiernan, Michael ...	Turnkey, Ballarat Gaol ...	352
Tiernan, Peter ...	Postmaster, Seymour ...	395
Tierney, D. J. ...	Registrar of Marriages, Melbourne ...	347

INDEX OF OFFICERS—continued.

Name.	Office.	Page in the Book in which his Office is described.
Tierney, Daniel Jos. ...	Deputy Registrar of Births and Deaths, Melbourne ...	345
Tierney, M. ...	Clerk, Railway Department ...	399
Tilt, Henry R. ...	Sorter, Post Office, Ballaarat ...	387
Timbrell, Andrew ...	Clerk, Denominational School Board ...	357
Timins, Octavius F. ...	Private Secretary ...	341
Todd, Robert ...	Postmaster, Glendaruel ...	392
Tompson, J. M. ...	Public Vaccinator, Mount Blackwood and Ballan ...	349
Tonge, H. C. ...	Postmaster, Raglan ...	394
Tonge, William ...	Public Vaccinator, Raglan ...	349
Tonge, William ...	Deputy Registrar of Births and Deaths, Raglan ...	346
Toole, Edward ...	Acting Clerk of Petty Sessions, Cowana ...	367
Toole, Thomas ...	Bailiff, County Court, Warrnambool ...	363
Torrens, J. ...	Postmaster, Hinds ...	392
Tovell, C. J. ...	Public Vaccinator, Brighton ...	348
Townsend, Edward ...	Second Clerk of Petty Sessions, Castlemaine ...	367
Traill, Janet ...	Postmistress, Cheltenham ...	390
Traill, Robert ...	Postmaster, Cheltenham ...	390
Trangmar, George ...	Postmaster, Coleraine ...	391
Trangmar, George ...	Deputy Registrar of Births and Deaths, Coleraine ...	344
Trapp, Henry S. ...	Clerk, H.M.C., Melbourne ...	378
Treacey, Richard M. ...	Locker, H.M.C., Geelong ...	381
Tregurtha, J. D. B. ...	Harbor Pilot ...	385
Trustram, Ann ...	Postmistress, Meriang ...	393
Tsze-Hing, W. ...	Interpreter, Beechworth ...	369
Tyers, C. J. ...	Police Magistrate, Palmerston ...	366
Tucker, P. K. ...	Postmaster, Snapper Point ...	395, 398
Tulk, Augustus ...	Librarian, Public Library ...	355
Tulloch, John ...	Deputy Registrar of Births and Deaths, Prahran ...	346
Tulloch, Thomas E. ...	Postmaster, Harrow ...	392
Turner, A. ...	Clerk, Prothonotary's Office ...	358
Turner, D. A. ...	Chief Clerk, Prothonotary's Office ...	358
Turner, William ...	Secretary, Post Office, Melbourne ...	386
Turner, Thomas ...	Clerk and Warehouse Keeper, H.M.C., Port Albert ...	381
Turner, Edward ...	Road Engineer ...	401
Turner, John ...	Postmaster, Chiltern ...	390
Turnham, Joseph ...	Chief Warden, Penal Establishments ...	353
Tweeddale, J. D. ...	Public Vaccinator, Brunswick ...	348
Tweeddale, J. D. ...	Public Vaccinator, Essendon ...	348
Tweedie, William ...	Bailiff, County Court, Ballaarat ...	360
Tyers, C. J. ...	Warden ...	377
Tyler, John Chatfield ...	Immigration Agent ...	384
Tyler, John C. ...	Chief Clerk, H.M.C., Melbourne ...	378
Tyrer, James H. ...	Clerk, Gold Fields ...	377
U.		
Urch, B. ...	Barrack Sergeant ...	372
Ulrich, George ...	Field Geological Surveyor ...	374
Underwood, J. A. ...	Deputy Registrar of Births and Deaths, Violettown ...	346
Underwood, J. A. ...	Postmaster, Violettown ...	396
Urquhart, W. S. ...	District Surveyor ...	373
V.		
Vains, C. ...	Postmaster, Freshwater Creek ...	392
Vance, William J. ...	Clerk, Survey Office ...	373
Van Hemert, F. ...	Deputy Registrar of Births and Deaths, St. Kilda ...	346
Van Hemert, F. T. ...	Public Vaccinator, St. Kilda ...	349
Vaughan, H. H. J. ...	Clerk, Post Office, Castlemaine ...	387
Venables, H. ...	Sub-Inspector, National Schools ...	357
Verdon, Ed. ...	Temporary Geodetic Surveyor ...	373
Vernon, Edward ...	Clerk, Registrar-General's Office ...	343
Vernon, Thos. Edwd. ...	Deputy Registrar of Births and Deaths, Yan Yean ...	346
Vibert, G. W. B. ...	Clerk, Post Office, Sandhurst ...	389
Vickers, Charles ...	Temporary Draftsman, Public Works Office ...	375
Villiers, Thomas ...	Clerk, Registrar-General's Office ...	343
Vivian, James M. ...	Turnkey, Ararat Gaol ...	353
Vivian, Samuel C. ...	Manager, Electric Telegraph, Queenscliff ...	398
Vize, Wm. ...	Postmaster, Essendon ...	391
Vote, J. C. ...	Acting Clerk of Petty Sessions, Newstead ...	368
W.		
Wadsworth, Robert ...	Clerk to Private Secretary ...	341
Wailes, J. T. ...	Postmaster, Indigo ...	392
Walbran, W. C. ...	Postmaster, Rushworth ...	394
Walden, John Wm. ...	Clerk, County Court, Geelong ...	361
Walford, Wm. F. ...	Clerk, Sheriff's Office ...	359
Walker, Samuel J. ...	Accountant, Government Printing Office ...	372

INDEX OF OFFICERS—continued.

Name.	Office.	Page in the Book in which his Office is described.
Walker, William H.	Clerk, Colonial Stores	372
Walker, Samuel	Governor, Gaol, Ararat	353
Walker, Eliza	Matron, Gaol, Ararat	353
Walker, James	Clerk and Storekeeper, Sanatory Station	354
Walker, Jas.	Postmaster, Point Nepean	394
Walker, Alexander	Clerk, Colonial Stores	372
Wall, James E.	Deputy Registrar of Births and Deaths, White Hills	346
Wall, S. A.	Postmaster, Yea	397
Wall, S. A.	Deputy Registrar of Births and Deaths, Yea	346
Wallace, Robert	Sheriff, Ballarat	359
Wallace, Jno.	Postmaster, Glenorchy	392
Wallace, Robert	Sheriff of Circuit District, Ballarat	359
Walls, Jno.	Postmaster Camperdown	396
Walshe, P. J.	Clerk, Registrar-General's Office	343
Walshe, E. J.	Public Vaccinator Kensington (Moolap)	349
Walter, J. C.	Clerk, Treasury, Melbourne	370
Walton, James	Postmaster, Glenlyon	392
Walton, William	Assistant Engineer, Railway Department	400
Ward, J. McD.	Road Overseer	401
Wardell, Edwd.	Clerk, Shipping Master's Office	378
Wardell, Wm. W.	Chief Architect	374
Wardell, Wm. W.	Inspector-General of Public Works	374
Wardlaw, R. R.	Clerk, Treasury	370
Warlow, Charles	Storeman, Barrack Master	372
Ware, Thomas Webb	Clerk, Chief Secretary's Office	343
Warner, Ashton	Clerk, Legislative Assembly	342
Warry, R. B.	Tidewater, H.M.C., Williamstown	380
Warry, Robert	Bookkeeper, Electric Telegraph, Melbourne	397
Wastell, William Hy.	Postmaster, Oakleigh	394
Wastell, Wm. Hy.	Deputy Registrar of Births and Deaths, Oakleigh	345
Waters, Richard	Overseer of Laborers, Penal Establishment	353
Watkins, Charles W.	Temporary Clerk to Commissioner of Mines	370
Watkins, R.	Postmaster, Havelock	392
Watkins, C.	Coroner, Pitfield	370
Watkins, C.	Public Vaccinator, Rokewood	349
Watson, Wm.	Messenger, Roads and Bridges	401
Watson, Thomas	Assistant Engineer, Railway Department	400
Watson, A.	Postmaster, Chinaman's Flat	390
Watson, S. G.	Postmaster, Walwa	396
Watson, Charles H.	Assistant Operator, Electric Telegraph, Albury	398
Watson, Thomas	Clerk. &c., Survey Office	373
Watson, George	Postmaster, Lexton	393
Watson, Robert	District Engineer, Railway Department	401
Watson, John	Weigher, H.M.C., Melbourne	380
Watson, James	Weigher, H.M.C., Melbourne	380
Watson, F.	Postmaster, Muckleford	393
Watson, George	Registrar of Marriages, Lexton	347
Watson, George	Deputy Registrar of Births and Deaths, Lexton	345
Watt, John	Clerk, Post Office, Melbourne	386
Wauchope, Andrew	Senior Pilot	385
Waymouth, Bryant	Accountant, Post Office, Melbourne	386
Wearé, James	Reader, Legislative Council	341
Webb, George H. F.	Government Shorthand Writer	355
Webb, James, H.	Assistant Shorthand, Writer	355
Webber, Benj. L.	Weigher, H.M.C., Melbourne	379
Webster, Graham	Warden, Gold Fields	377
Webster, G.	Police Magistrate, Wedderburne	366
Weldon, T. K.	Sub-Inspector of Police (2nd class)	351
Weigall, Theyre	Clerk, Treasurer's Office	370
Weigall, Henry	Clerk of Petty Sessions, Kyneton	367
Wells, A.	Resident Engineer	399
Wemyss, Jas. W.	Clerk, Sewerage and Water Supply	375
West, C. M. S.	Clerk, Registrar-General's Office	343
Westblade, —	Postmaster, Mia Mia	393
Western, James	Deputy Registrar of Births and Deaths, Steiglitz	346
Western, James	Registrar of Marriages, Steiglitz	347
Western, James	Public Vaccinator, Steiglitz	349
Westley, J.	Clerk, Crown Solicitor's Office	358
Weston, William	Operator in Charge, Electric Telegraph, Hamilton	398
Wetherall, T. H.	Clerk, Railway Department	399
Wetherall, G.	Station Master	399
Witherden, E. O.	Postmaster, Mount Egerton	393
Wettenhall, William	Resident Storeman, Colonial Stores	372
Wheeler, William E.	Clerk of Petty Sessions, Belfast	366
Wheeler, Wm. Edwd.	Deputy Registrar of Births and Deaths, Belfast	344
Wheeler, W. E.	Registrar of Marriages, Belfast	347
Whitby, Archdale, L.	Clerk, Chief Secretary's Office	343
White, E. J.	Assistant Astronomer, Survey Department	373
White, Charles	Laborer, Sanatory Station	354

INDEX OF OFFICERS—continued.

Name.	Office.	Page in the Book in which his Office is described.
White, James	Tidewaiter, Williamstown	380
White, Aug. F.	Postmaster, Prahran	394
White, William H.	Postmaster, Rokewood	394
White, Mary	Nurse, Sanatory Station	354
White, R. C.	Rate Collector, Sewerage and Water Supply	376
White, James	Gaoler, Kilmore	352
White, Samuel	Draftsman, Public Works Office	375
White, Mary	Matron, Gaol, Kilmore	352
Whiteford, Chas	Junior Draftsman, Railway Department	400
Whiteford, C.	Second Clerk of Petty Sessions, Hepburn	367
Whiteford, Caleb	Sub-Inspector of Police	351
Whitehead, J.	Sorter, Post Office, Back Creek	389
Whitty, John	Deputy Registrar of Births and Deaths, Woodstock	346
Whitty, F.	Messenger, Post Office, Melbourne	387
Whitty, J.	Postmaster, Woodstock	396
Widdows, Henry	Weigher, H.M.C., Melbourne	380
Wigg, T. C.	Public Vaccinator, Preston, Woollert, &c.	349
Wilhelmi, Carle	Clerk, Botanic Gardens	355
Wilkins, John	Coroner, Williamstown	370
Wilkins, John	Public Vaccinator, Williamstown	350
Wilkinson, John	Gold Receiver, Melbourne	371
Wilkinson, Hy. T.	Clerk, Audit Office	356
Wilkinson, Frederick	Master-in-Equity	358
Wilkinson, C. S.	Assistant Field Geologist	374
Wilkinson, G. B.	Locker, H.M.C., Geelong	381
Wilkinson, Henry	Clerk, Police Department	350
Wilkinson, John	Assistant Draftsman, Geological Survey Office	374
Wilks, Clement	Road Engineer	401
Williams, John R.	Landing Waiter, H.M.C., Melbourne	379
Williams, John	Temporary Clerk to Commissioner of Mines	376
Williams, James	Postmaster, Belmont	389
Williams, J. H.	Clerk, Post Office, Melbourne	386
Williams, Edwd. E.	Puisne Judge	357
Williams, Joseph	Postmaster, Belmont	389
Williams, H. J.	Clerk, Receiver and Paymaster's Office, Melbourne	371
Williams, Henry	Overseer of Laborers, Penal Establishment	353
Williams, C.	Tidewaiter, H.M.C., Williamstown	380
Williams, D. J.	Coroner, Queenscliff	370
Williams, H. A.	District Clerk of Works and Draftsman	374
Williams, Hugh	Senior Pilot	385
Williams, William Watson	Assistant Operator, Electric Telegraph, Melbourne	397
Williamson, H.	Clerk, Receiver and Paymaster's Office, Ararat	371
Williamson, H.	Gold Receiver, Mountain Creek and Redbank	371
Williamson, R.	Clerk, Railway Department	400
Willis, George	Draftsman, Survey Office	372
Willis, Frederick	Locker, H.M.C., Melbourne	379
Willis, James	Clerk, Post Office, Melbourne	386
Willis, Jas. Lewis	Clerk of Petty Sessions, Kyneton	367
Wilmot, C. E.	Police Magistrate, Sandhurst	366
Wilmot, Charles E.	Police Magistrate, Inglewood	365
Wilmot, Charles Eardley	Coroner, Inglewood	370
Wilmot, Charles E.	Warden, Gold Fields	377
Wilmott, J. G. W.	Land Surveyor	373
Willoby, William	Warden, Gold Fields	376
Willoby, William	Police Magistrate, Heathcote	365
Willoch, Wm. Henry	Landing Waiter, Port Albert	381
Wills, A. C.	Police Magistrate, Omeo	366
Wills, Alfred C.	Warden, Gold Fields	377
Wilson, B. T.	Superintendent of Police (2nd class)	350
Wilson, Thomas R.	Clerk, Chief Medical Office	354
Wilson, William P.	Professor of Mathematics, University	342
Wilson, Alexander	Engineer Surveyor, Shipping Master's Office	386
Wilson, George F. A.	Weigher, H.M.C., Melbourne	379
Wilson, John L.	Landing Waiter, H.M.C., Melbourne	379
Wilson, B. T.	Inspector of Distilleries	384
Wilson, E. H.	Postmistress, Shelford	395
Wilson, Daniel	Deputy Registrar of Births and Deaths, Taradale	346
Wilson, George B.	Schoolmaster, Penal Establishment	353
Wilson, C. A. C.	Road Overseer	401
Wilson, F. T.	Postmaster, Strathloddon	395
Wilson, A.	Postmaster, Mount Jeffcott	393
Wilson, H. B.	Public Vaccinator, Rutherglen	349
Wimble, A.	Clerk, Survey Office	373
Winch, Fred. Alfred	Superintendent of Police (2nd class)	350
Winch, Fred. A.	Inspector of Distilleries	384
Windsor, G. A.	Draftsman, Survey Office	372
Wintle, George	Governor of Central Gaol, Melbourne	351
Wintle, Mary	Matron of Central Gaol, Melbourne	351
Witt, Wm.	Postmaster, Indigo	392

INDEX OF OFFICERS—continued

Name.	Office.	Page in the Book in which his Office is described.
Wollaston, William E. ...	Clerk to Mining Board ...	377
Wollaston, William E. ...	Clerk to Warden ...	377
Wood, William ...	Deputy Registrar of Births and Deaths, Amherst, &c. ...	343
Wood, George ...	Inspector of Works, Railway Department ...	400
Woodd, W. E. ...	Clerk in Master-in-Equity's Office ...	358
Woods, Thomas ...	Turnkey, Sandhurst Gaol ...	352
Wood, J. N. ...	Clerk of Petty Sessions, Sandhurst ...	368
Wood, Harrie ...	Clerk to Mining Board ...	377
Wood, Harrie ...	Mining Registrar ...	377
Woods, Edward ...	Postmaster, Preston ...	394
Woodburn, Jno. ...	Postmaster, Myrtle Creek ...	394
Woodburn, J. ...	Deputy Registrar of Births and Deaths, Myrtle Creek ...	345
Woodhouse, Mor. ...	Acting Clerk of Petty Sessions, Yea ...	369
Woodman, N. ...	Messenger, Survey Office ...	374
Woodman, William C. ...	Messenger, Commissioner of Mines Office ...	376
Woodward, J. H. ...	Postmaster, Avoca ...	389
Woodward, John H. ...	Manager, Electric Telegraph, Avoca ...	398
Woodridge, E. ...	Public Vaccinator, Amphitheatre ...	347
Woolnough, J. ...	Postmaster, Broadford ...	390
Worrell, J. E. ...	Registrar of Marriages, Snapper Point ...	347
Wren, D. ...	Messenger, Survey Office ...	374
Wrigglesworth, John ...	Assistant Surveyor ...	373
Wright, Walter ...	Landing Waiter, H.M.C., Melbourne ...	379
Wright, George ...	Clerk, Colonial Stores ...	372
Wright, Charles Edward ...	Weigher, H.M.C., Melbourne ...	380
Wright, Edward ...	Junior Clerk, Post Office, Melbourne ...	387
Wrixon, A. N. ...	Judge, County Court, Melbourne ...	362
Wrixon, E. ...	Gold Receiver, Maldon ...	371
Wrixon, A. N. ...	Judge, County Court, Geelong ...	361
Wyllie, A. M. ...	Public Vaccinator, Mount Doran ...	349
Wyman, S. ...	Clerk, Treasury, Melbourne ...	370
Wynne, James ...	Road Overseer ...	401
Wyse, Arthur J. ...	Clerk, Post Office, Melbourne ...	386
X.		
Ximines, Maurice F. ...	Inspector of Police (2nd class) ...	351
Y.		
Yates, Brookes ...	Tidewaiter, Williamstown ...	380
Yates, John ...	Sheriff, Ararat ...	359
Yates, Thomas ...	Clerk, Post Office, Melbourne ...	386
Yewers, H. Edward ...	Clerk, Registrar-General's Office ...	343
Youl, Richard ...	Coroner, Melbourne ...	370
Youl, Richard ...	Visiting Justice, Penal Establishment ...	353
Young, Robert ...	Receiving Clerk, Railway Department ...	400
Young, Alexander ...	Turnkey, Ballarat Gaol ...	352
Z.		
Zeller, W. ...	Messenger, Magnetic Survey ...	355

APPENDIX.

* * The following Return has been received from the Honorable the Postmaster-General, with a request that it might be substituted for the one previously furnished by him, and which appears at page 61 in the earlier part of this work, the former Return being incorrect. It was however supplied at too late a date to be so substituted, and is therefore given as an Appendix.

POSTAGE.

RETURN showing the Number of Inland Letters and Newspapers posted in the Colony of Victoria, also the Number of Ship Letters Despatched and Received, together with the Revenue and Expenditure during the Year 1861.

No. of Post Offices.	Letters.		Ship Letters Despatched.		Ship Letters Received.		Total Letters.	Inland Newspapers.
	Town.	Inland.	Colonial.	British and Foreign.	Colonial.	British and Foreign.		
365	974,994	3,287,648	273,506	630,001	273,337	622,322	6,061,808	1,967,498

Ship Newspapers Despatched.		Ship Newspapers Received.		Total Newspapers.	Income.	Expenditure.
Colonial.	British and Foreign.	Colonial.	British and Foreign.			
209,241	641,022	187,461	1,253,349	4,258,571	£ 127,869 9 2*	£ 109,276 7 2

* Included in the Revenue is the value of postage stamps issued to Government Departments, amounting to £13,789 15s. 2d.

WILLIAM TURNER,
Secretary.



GENERAL INDEX.

	PAGE		PAGE
Aboriginal Population	33	Civil Establishment—	
Accumulation, Part V.	251	Commissioners of Insolvent Estates ...	359
— Contents	253	Commissioner of Lands and Survey ...	372
Agricultural Statistics	45	Commissioner of Mines	376
Appendix, Postage	439	Comptroller of Refreshment Rooms, &c. ...	342
Asylum, Lunatic	272	Contents	339
Asylums—		Coroners	369
Benevolent and Orphan, Receipts and Expen- diture of	281	County Courts and Courts of Mines ...	360
Orphan, &c., Accommodation in ...	269	Crown Solicitor	358
Auriferous Quartz, Average yield of ...	56	Curator of Intestate Estates	358
Balance Sheet, Finance	225	Denominational School Board	357
Banks, Liabilities, Assets, &c., of ...	257	Distilleries	384
— Note Circulation of	256	Electric Telegraphs	397
— Savings'	258	Engineer-in-Chief of Railways	399
Benevolent Asylums, Hospitals, &c.—		Executive Council	341
Accommodation in	269	Experimental Farm	357
Vital Statistics of	320	Gaols	351
Receipts and Expenditure of	271	General Sessions	363
Births and Deaths	26	Geological Survey	374
Boats licensed	220	Government Printer	372
Bridges and Roads	65	Harbor Lights	383
Census, 1861—		His Excellency the Governor	341
Ages of the People	25	Immigration	384
Birthplaces of the People	24	Interpreters	369
Counties and Pastoral Districts ...	10	Law Officers of the Crown	358
Electoral Districts	11	Legislative Assembly	342
Electoral Provinces	12	Legislative Council	341
General Summary	9	Librarian (Parliament Houses)	342
Gold Fields	12	Lighthouses	383
Houses	9	Light Vessels	383
Inhabitants and Houses	9	Lunatic Asylum	354
Municipalities	13	Magnetic Survey	355
Occupations of the People	22	Marine Survey Moity... ..	374
Religions of the People	21	Master in Equity	358
Towns and Villages	14	National Board of Education	357
Chapels, Churches, &c.	265	National Museum	355
Charitable Institutions, Accommodation, &c. ...	269	Penal Establishments	353
Chinese, Immigration and Emigration ...	31	Pilot Board	385
Churches, Chapels, &c.	265	Pleuro Pneumonia Commissioners	356
Civil Establishment, Part IX.	337	Police Magistrates	365
Audit Office	356	Ports and Harbors	382
Barrack Department	372	Post Offices	386
Board of Agriculture	356	Powder Magazines	384
Board of Science	377	Protector of Aborigines	356
Chief Commissioner of Police	350	Prothonotary	358
Medical Officer	354	Public Library	355
Secretary	343	Public Works	374
Clerks of Petty Sessions	366	Registrar-General	343
		Roads and Bridges	400

	PAGE		PAGE
Civil Establishment—		Gaols and Prisoners—	
Secretary of Railways	398	Summary of	289
Sewers and Water Supply	375	Diseases in	312
Sheriff	359	Gold by Escort	51
Shorthand Writer	355	— Fields, Machinery on	55
Steam Navigation Board	386	— Population on	33
Stores and Transport	372	— Price of	77
Surveyor-General's Office, Assistant Commissioner and Secretary for Crown Lands and Survey	373	— Workings, Extent of	54
Surveyor-General's Office, Survey Branch	372	Grinding and Dressing Grain, Mills for	51
Their Honors the Judges	357	Hospitals, Asylums, &c., Accommodation in	269
Trade and Customs	378	— Receipts and Expenditure of	270
Traffic Superintendent of Railways	399	— Vital Statistics of	317
Treasurer	370	Hulks and Penal Establishments	292
University of Melbourne	342	Immigration	27
Zoological and Botanic Gardens	355	— and Emigration, Chinese	31
Coin, Amount of, held by the Banks	256	— Summary of	30
Coins in Circulation	255	Immigrants, Partially at Public Expense	28
Contents, General	3	— Wholly at Public Expense	28
— Population, Part I.	7	Importation of Live Stock, Overland	77
— Production, Part II.	39	Imports and Exports	78
— Interchange, Part III.	59	— General	79
— Finance, Part IV.	223	Inquests	295
— Accumulation, Part V.	253	Interchange, Contents	59
— Religious, Moral, and Intellectual Progress, Part VI.	263	— Part III.	57
— Litigation, Crime, &c., Part VII.	275	Insolvents	277
— Vital Statistics, Part VIII.	299	Intestate Estates	278
— Civil Establishment, &c., Part IX.	339	Lands Granted and Sold	43
Convictions	287	— Mortgages on	259
Criminals Executed	294	Libraries, Free	272
Death, Causes of	302	Litigation, Crime, &c., Part VII.	273
— in Melbourne and Suburbs	308	— Contents	275
Deaths and Births	26	Litigation	277
— and Mean Temperature in each Month	306	Live Stock, Imported Overland, Registration of	77
— in each Month	301	— in Victoria	48
— Proportion to Population, Melbourne and Suburbs	307	— Mortgages on	259
— Proportion of, to Living Population	301	— on Stations	48
Debt, Public	229	— Slaughtered	49
Denominational Schools	267	Lunatic Asylum	272
Diseases, &c., Causes of Death	302	Machinery on the Gold Fields	55
— in Gaols	312	Manufactories, Works, &c., General Summary	52
Duties, Taxes, &c., Schedule	229	— Number and Description of	53
Electors, Number of	34	Marriages	26
Electric Telegraphs, Number of Telegrams	61	Measures and Weights	61
Emigration	29	Melbourne and Essendon Railway	64
— and Immigration, Chinese	31	— and Hobson's Bay Railway	63
— Summary of	30	— and Suburban Railway	64
Exchange	255	Melbourne University	266
Executions of Criminals	294	Meteorology	324
Exports, General	161	Military Expenditure	247
— and Imports	78	Mills for Grinding and Dressing Grain	51
Expenditure and Receipts, Balance Sheet	225	Misdemeanors	268
Fees of Office which are sources of Public Revenue, Schedule of	232	Mortgages on Land	259
Felonies	287	— on Live Stock	259
Finance, Part IV:	221	Municipalities	13, 37
— Balance Sheet	225	Museum, National	272
— Contents	223	National Museum	272
Fisheries	220	— Schools	267
Foreign Consuls	402	Naturalization, Native Places and Ages	35
Free Libraries	273	— Occupations and Ages	36
		Orphan Asylums, &c., Receipts and Expenditure	271
		— Vital Statistics of	323
		Paper Currency in Circulation	256
		Penal Establishments and Hulks	292

	PAGE		PAGE
Pensions	246	Roads and Bridges	65
Pleuro Pneumonia, Cattle destroyed by order of Commissioners of	50	Savings' Banks	258
Population, Part I.	5	Schools, Denominational	267
— Aboriginal... ..	33	— National	267
— Census, 1861, General Summary ...	9	— Private	267
— Contents	7	— Sunday	268
— Increase or Decrease	31	— Summary of	267
— On the Gold Fields	33	Shipping Cleared at each Port	219
Postage	61	— Entered at each Port	219
— Appendix	439	— Inwards	210
Preferable Liens on Wool and Releases therefrom	260	— Outwards	217
Prices, Average, of leading commodities ...	71	Special Appropriations	228
Prisoners and Gaols	289	Squatting Runs, Area and Licenses	44
Private Schools	267	St. Kilda and Brighton Railway	63
Production, Part II.	39	Suicides	294
— Contents	41	Sunday Schools	268
Public Debt	229	Taxes, Duties, &c., Schedule of	229
— Works	66	Threshing and Reaping Machines	54
Quartz, Auriferous, Average yield of	56	University, Melbourne	266
— and Cement Crushing, Prices of ...	56	Vessels Built and Registered	220
Railway, Melbourne and Essendon	64	— Cleared, Nationality of	218
— Hobson's Bay	63	— Entered, Nationality of	218
— Suburban	64	Victorian Railways	62
— St. Kilda and Brighton	63	Vital Statistics, Part VIII.	297
— Victorian	62	— Contents	299
Reaping and Threshing Machines	54	— of Benevolent Asylums	320
Receipts and Expenditure, Balance Sheet ...	225	— of Hospitals	317
Releases from Liens on Wool	260	— Orphan Asylums	323
— Mortgages on Land	259	Volunteer Corps	248
— Live Stock	259	Wages, Average Rates of	70
Religious, Moral, and Intellectual Progress, Part VI.	261	Weights and Measures	61
— Contents	263	Wool, Preferable Liens on	260
Road Boards	38	Works, Manufactories, &c., Number and Description of	53
		— Public Return of	66