

# **CRIMINAL COURTS**

**AUSTRALIA**

EMBARGO: 11.30AM (CANBERRA TIME) WED 25 FEB 2004

## **C O N T E N T S**

	<i>page</i>
Notes .....	2
Summary of findings .....	3

### **HIGHER COURTS TABLES**

#### **ADJUDICATED DEFENDANTS**

<b>1</b> Principal offence by age and sex .....	12
<b>2</b> Principal offence by adjudication type .....	18

#### **DEFENDANTS PROVEN GUILTY**

<b>3</b> Principal sentence type by age and sex .....	22
<b>4</b> Principal offence by principal sentence type by sex .....	24
<b>5</b> Principal offence by principal sentence type .....	26

#### **ADJUDICATED DEFENDANTS**

<b>6</b> Principal offence median duration by adjudication type .....	30
<b>7</b> Initial and final plea status .....	31

#### **FINALISED DEFENDANTS**

<b>8</b> Method of finalisation .....	32
---------------------------------------	----

#### **TIME SERIES**

<b>9</b> Adjudicated defendants, principal offence by sex, 2001–02 to 2002–03 ..	33
<b>10</b> Defendants proven guilty, principal sentence type, 2001–02 to 2002–03 .....	35
<b>11</b> Finalised defendants, 1996–97 to 2002–03, by court level .....	38

### **ADDITIONAL INFORMATION**

Explanatory Notes .....	39
Appendix 1: Experimental Magistrates' Courts data .....	47
Appendix 2: Method of finalisation classification .....	69
Appendix 3: Australian Standard Offence Classification .....	70
Appendix 4: National offence index .....	71
Appendix 5: Sentence type classification .....	74
Glossary .....	75

### **I N Q U I R I E S**

- For further information about these and related statistics, contact the National Information and Referral Service on 1300 135 070 or Nick Skondreas on Melbourne (03) 9615 7381.

## NOTES

ABOUT THIS PUBLICATION	<p>This publication presents nationally comparable statistics relating to the criminal jurisdiction of the Higher (Supreme and Intermediate) Courts across Australia for the period 1 July 2002–30 June 2003. Magistrates' Criminal Courts data are also available on an experimental basis. The statistics provide indicators on the characteristics of defendants, including information on the offences and sentence types associated with those defendants.</p>
DATA CONSISTENCY	<p>The statistics are sourced from the national Criminal Courts collection conducted by the Australian Bureau of Statistics (ABS) and have been compiled according to national standards in order to maximise consistency between the states and territories. The Explanatory Notes, Appendixes and Glossary provide detailed information on the data sources, counting rules, terminology, classifications and other technical aspects associated with these statistics.</p>
CHANGES IN THIS ISSUE	<p>A bench warrant issued is no longer considered a method of finalisation (see paragraph 27 of the Explanatory Notes for further information).</p> <p>In table 1, the offence categories 'Homicide and related offences', 'Deception and related offences' and 'Illicit drug offences' have been further disaggregated.</p> <p>Data on Higher Criminal Court principal offence, principal sentence type and sex have been published in table 4. A comparison of principal offence and principal sentence type between 2001–02 and 2002–03 has been published in tables 9 and 10.</p> <p>Some previously published data are available as special data services. For further information on the availability of data cubes contact the National Information and Referral Service on 1300 135 070.</p>
EXPERIMENTAL DATA	<p>Data on the characteristics of defendants finalised in the Magistrates' Criminal Courts are included in this publication. These tables are considered experimental (see paragraphs 45–47 of the Explanatory Notes for further information). While they should be used with some caution, they provide useful information on this part of the Criminal Court system. They are included in Appendix 1.</p>
INFORMATION ON ABS CRIME AND JUSTICE	<p>Information about ABS activities in the field of Crime and Justice statistics are available from the Crime and Justice theme page on the ABS web site. To access the theme page, select Themes from the menu on the home page. Details of other ABS publications relating to Crime and Justice statistics can be found in paragraph 48 of the Explanatory Notes.</p>
ACKNOWLEDGMENTS	<p>The ABS acknowledges the valuable contribution of the Board of Management, National Criminal Court Statistics Advisory Group, the Courts Practitioners Group and the staff of the various agencies that provide the statistics that are presented in this publication.</p>

Dennis Trewin  
Australian Statistician

## SUMMARY OF FINDINGS

### INTRODUCTION

This publication presents statistics relating to the criminal jurisdiction of the Higher (Supreme and Intermediate) and Magistrates' Courts of Australia, for the period 1 July 2002–30 June 2003. The criminal jurisdiction of the courts is responsible for trying and sentencing persons or organisations charged with criminal offences. The statistics are based on data extracted from administrative records held by state and territory agencies responsible for courts administration except for Queensland (where it is supplied via the Office of Economic and Statistical Research), and New South Wales (where for the first time, it is being supplied via the Bureau of Crime Statistics and Research).

The publication provides a picture of the characteristics of defendants dealt with by the Higher Criminal Courts, including information on the offences and sentence types associated with those defendants.

A comparison of Higher Criminal Court offence and sentence type data between 2001–02 and 2002–03 has been provided. Summary data relating to criminal finalisations in the Higher Criminal Courts are also available for individual years from 1996–97 onwards.

Information on the characteristics of defendants finalised in the criminal jurisdiction of the Magistrates' Courts, including offence and sentence type information associated with those defendants, is presented. These tables have been labelled experimental and are included in Appendix 1.

The Explanatory Notes provide detailed information on the data sources, definitions, counting rules and other technical matters associated with this publication.

### KEY FINDINGS

The key findings for defendants finalised in the Higher Criminal Courts during 2002–03 are:

- The number of finalisations decreased by 8% (1,354) between 2001–02 and 2002–03 to 16,643. The exclusion of bench warrants as a method of finalisation has partly contributed to this decrease (see paragraph 27 of the Explanatory Notes for further information). Taking this change into account, the number of finalisations between 2001–02 and 2002–03 (excluding bench warrants) fell by 5%.
- More than 80% (13,474) of all finalised defendants in the Higher Criminal Courts were proven guilty and 6% (990) were acquitted. Combined, these two finalisation outcomes represent defendants that had their case adjudicated by the courts (87% or 14,464) and of these 93% (13,474) were proven guilty.
- Males represented the majority of adjudicated defendants (87%). Of all defendants adjudicated, half were males aged 20–34 years. Just over 40% of both male and female adjudicated defendants were aged 20–29 years.
- For male defendants, the most prevalent principal offence category for which they were adjudicated was Acts intended to cause injury (21%). For females it was Deception and related offences, and Acts intended to cause injury (both 19%).
- Just over half of defendants proven guilty (55%) received custodial orders to be served (i.e. custodial orders excluding fully suspended sentences) in 2002–03, a slight increase on 2001–02 (54%). For both males and females, custodial orders to be served were the main sentence types, although the proportion was higher for males (58%) than females (38%).

# SUMMARY OF FINDINGS *continued*

## KEY FINDINGS *continued*

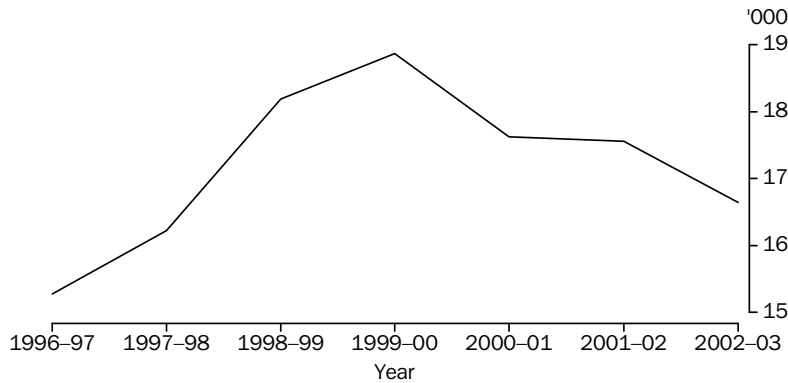
- Over 37% of females proven guilty received a non-custodial order compared to 24% of males.
- The median duration for all adjudicated defendants in the Higher Criminal Courts in 2002–03 was 22 weeks from initiation to finalisation.
- Of all adjudicated defendants, those that received a guilty verdict had a median duration of 48 weeks, and those that were acquitted at trial had a median duration of 40 weeks. For those who pleaded guilty the median duration was 19 weeks.

## HIGHER CRIMINAL COURT FINALISATIONS

There were 16,643 defendants finalised in the Higher Criminal Courts during 2002–03, a decrease of 8% on the 17,997 defendants finalised in 2001–02 (see table 11). The exclusion of bench warrants as a method of finalisation has partly contributed to this decrease (see paragraph 27 of the Explanatory Notes for further information). Taking this change into account, the number of finalisations between 2001–02 and 2002–03 (excluding bench warrants) fell by 5%.

Over the past six years, and excluding bench warrants prior to 2002–03, the number of defendants finalised in the Higher Criminal Courts has fluctuated from a low of 15,281 in 1996–97 to a high of 18,864 in 1999–2000.

## DEFENDANTS FINALISED (a)



(a) Excludes defendants finalised by a bench warrant being issued for years prior to 2002–03 (see Explanatory Notes paragraph 27).

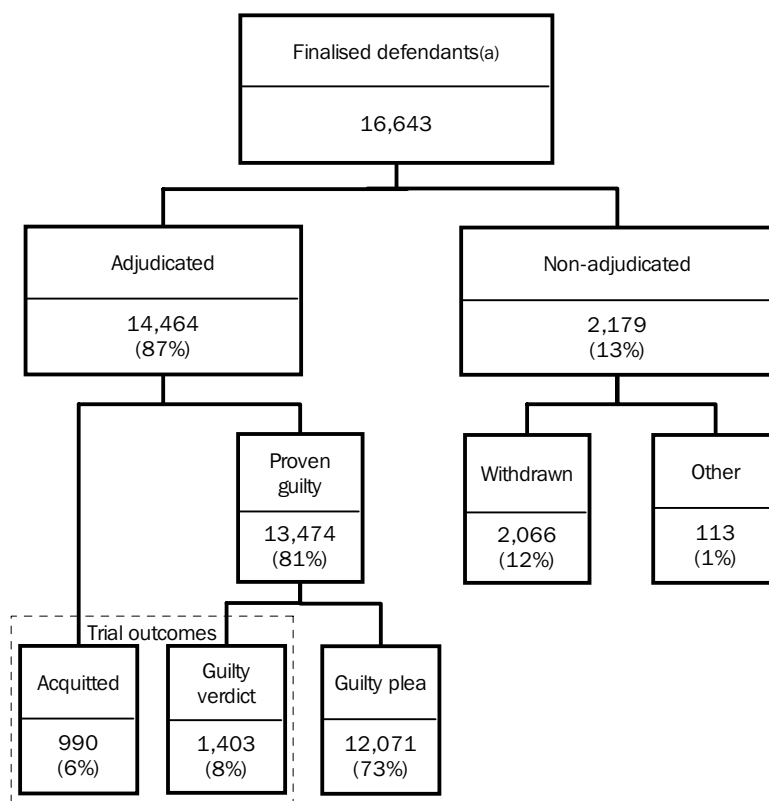
## Method of finalisation

In 2002–03, more than 80% (13,474) of defendants in the Higher Criminal Courts were proven guilty (i.e. pleaded guilty or were declared guilty at trial) and 6% (990) were acquitted (see table 8). Combined, these two finalisation outcomes represent defendants that had their cases adjudicated by the courts (87% or 14,464). The remaining 13% (2,179) of defendants were finalised by a non-adjudicated method such as all charges withdrawn by the prosecution.

Of all adjudicated defendants, 83% pleaded guilty and 17% (2,393) were subject to a trial outcome. Of these trial outcome adjudications, 59% (1,403) were found guilty.

## SUMMARY OF FINDINGS *continued*

### Method of finalisation *continued*



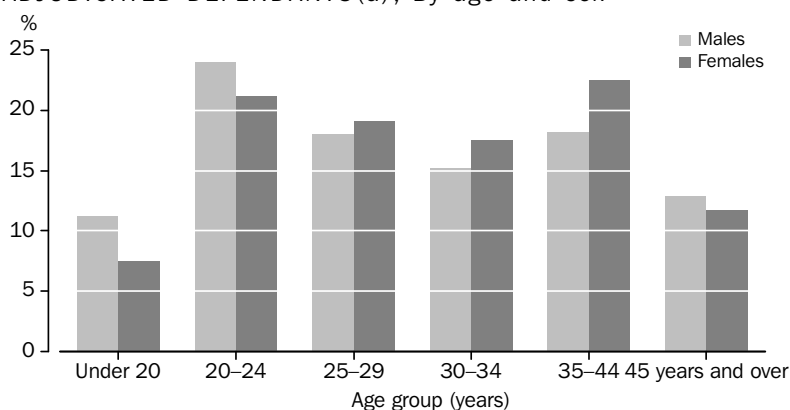
(a) All percentages are calculated as a proportion of Finalised Defendants and are subject to rounding.

### ADJUDICATED DEFENDANTS Age and sex

The median age of defendants finalised by adjudication in the Higher Criminal Courts was 29 years, with the age profile of female defendants (30 years) slightly older than that of male defendants (28 years) (see table 1). The median age of adjudicated defendants displayed considerable variation across the principal offence categories (see principal offence below).

Males represented the majority of adjudicated defendants (87%). Of all defendants adjudicated during 2002–03, half were males aged 20–34 years. Approximately 42% of both male and female adjudicated defendants were aged 20–29 years.

### ADJUDICATED DEFENDANTS(a), By age and sex



(a) Excludes defendants who are organisations and defendants whose sex is unknown.

## SUMMARY OF FINDINGS *continued*

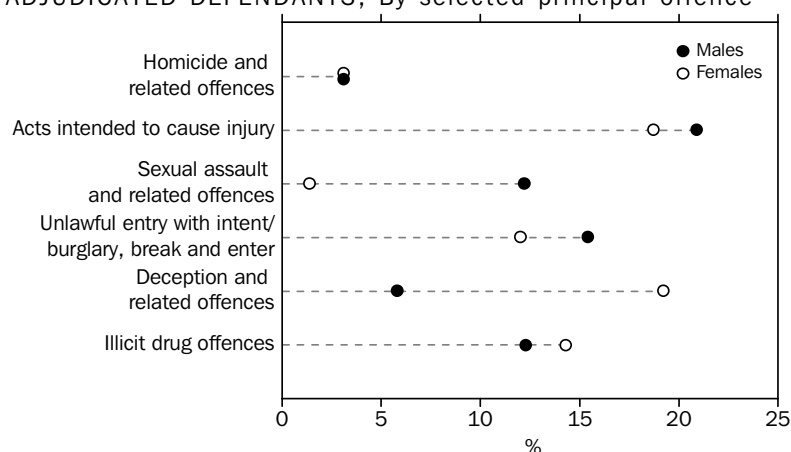
### *Principal offence*

Offence data refer to the principal offence adjudicated by the court (see paragraphs 33–36 of the Explanatory Notes for discussion on principal offence).

Five principal offence categories (Australian Standard Offence Classification Divisions, see Appendix 2), accounted for the majority of the adjudicated defendants in Australia's Higher Criminal Courts during 2002–03. These were: Acts intended to cause injury (including assault) (21%); Unlawful entry with intent (including burglary and break and enter) (15%); Illicit drug offences (13%); Robbery, extortion and related offences (12%); and Sexual assault and related offences (11%). There were 10,274 (71%) defendants adjudicated by the Higher Criminal Courts with a principal offence in one of these five offence categories.

For male defendants, the most prevalent principal offence category for which they were adjudicated was Acts intended to cause injury (21%). For females it was Deception and related offences and Acts intended to cause injury (both 19%). In comparison to the relatively high proportion of females with a principal offence of Deception and related offences, 6% of males had this as their principal offence. In contrast, there were proportionally more males than females with a principal offence of Sexual assault and related offences (12% and 1% respectively).

ADJUDICATED DEFENDANTS, By selected principal offence

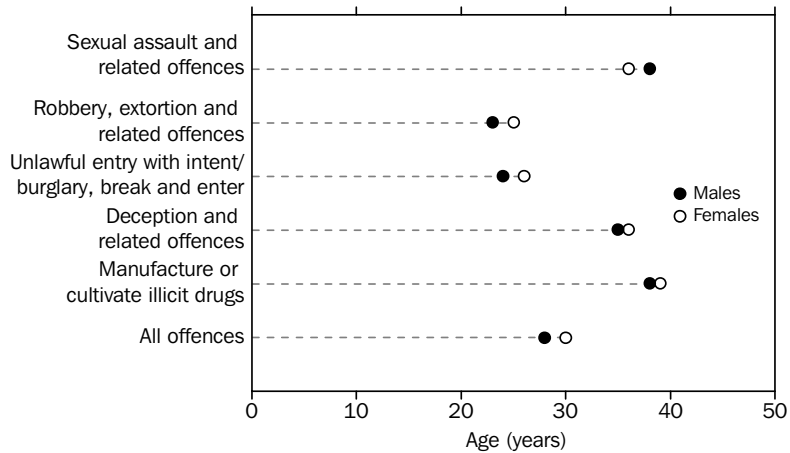


Adjudicated defendants with a principal offence of Manufacture or cultivate illicit drugs had the highest median age (39 years), while the lowest median age was for defendants with a principal offence of Robbery, extortion and related offences, and Unlawful entry with intent (24 years) (see table 1).

SUMMARY OF FINDINGS *continued*

Principal offence continued

ADJUDICATED DEFENDANTS, Median age by selected principal offence



Nationally, the principal offence of adjudicated defendants showed a different pattern across age groups in the Higher Criminal Courts. Defendants aged less than 20 years were more likely to be adjudicated with a principal offence of Unlawful entry with intent, whilst those aged 20–44 years were more likely to be adjudicated for Acts intended to cause injury and those aged 45 years and over were more likely to be adjudicated for Sexual assault and related offences. While this is consistent for males, female defendants aged less than 20 years or 25–34 years were more likely to be adjudicated with a principal offence of Acts intended to cause injury, those aged 20–24 years were more likely to be adjudicated for Unlawful entry with intent and those aged 35 years and over were more likely to be adjudicated for Deception and relation offences.

Between 2001–02 and 2002–03 the proportion of adjudicated defendants was similar across all principal offence categories for sex.

Principal Offence —  
Adjudication type

Nationally, 83% of adjudicated defendants in the Higher Criminal Courts were finalised by pleading guilty (see table 2). Those with a principal offence of Unlawful entry with intent had the highest proportion of defendants finalised with a plea of guilty (95%). In contrast, adjudicated defendants with a principal offence of Homicide and related offences (51%) or Sexual assault and related offences (60%) were least likely to plead guilty and therefore most likely to have a trial outcome (acquittal or guilty verdict).

Three principal offence categories accounted for the majority of trial outcomes. These were: Sexual assault and related offences (26%); Acts intended to cause injury (21%) and Illicit drug offences (10%). There were 1,349 (56%) defendants with a trial outcome in the Higher Criminal Courts in one of these three offence categories.

Across all principal offence categories, the acquittal rate for Higher Criminal Court defendants as a proportion of trial outcomes was 41%. The principal offence category with the highest acquittal rate was Abduction and related offences (57%), followed by Sexual assault and related offences (51%). The principal offence with the lowest acquittal rate was Illicit drug offences (20%).

## SUMMARY OF FINDINGS *continued*

### *Principal Offence —*

#### *Adjudication type continued*

Nationally, 93% of adjudicated defendants were proven guilty. The proportion of adjudicated defendants proven guilty was highest for Unlawful entry with intent and Dangerous or negligent acts endangering persons (both 98%), followed by Illicit drug offences, Theft and related offences, and Deception and related offences (each 97%).

The proportions of adjudicated defendants proven guilty varied across states and territories, with some of the largest variations occurring for the principal offence categories of Acts intended to cause injury (ranging from 77% in the Australian Capital Territory to 94% in Victoria) and Sexual assault and related offences (ranging from 70% in New South Wales to 90% in Victoria).

### *Duration*

The median duration of all adjudicated defendants in the Higher Criminal Courts in 2002–03 was 22 weeks from initiation to finalisation.

The nature of the charges presented to the court, together with the process required to deal with the charges (which is affected by type of plea), impact on the time required for a court to finalise a case. In general, a trial will require more court time than a case where the defendant initially pleads guilty. The complexity of the case, often associated with the type of offence(s) being heard, also impacts on the time required to finalise a case.

### *Duration — Change in plea*

The initial plea entered by the defendant has implications for the workload of the Higher Criminal Courts and the length of time a defendant remains active within the court system. An initial plea of 'Not guilty' may lead to a trial while an initial plea of 'Guilty' will remove the need for a trial and result in a sentencing hearing.

Of the defendants finalised by adjudication (excluding Queensland), 57% (5,071) entered the Higher Criminal Courts with a not guilty plea and were therefore expected to be tried (see table 7). Of the defendants who initially pleaded not guilty, 63% (3,179) changed their plea to guilty during proceedings in the Higher Criminal Courts.

Defendants with an initial plea of guilty had a shorter median duration in the Higher Criminal Courts system than defendants with an initial plea of not guilty and final plea of guilty. Defendants entering an initial plea of not guilty and final plea of guilty had a shorter median duration than defendants with an initial and final plea of not guilty.

### *Duration — Adjudication type*

Of all adjudicated defendants, those that received a guilty verdict had a median duration of 48 weeks, and those that were acquitted at trial had a median duration of 40 weeks (see table 6). For those who pleaded guilty the median duration was 19 weeks.

### *Duration — Principal offence*

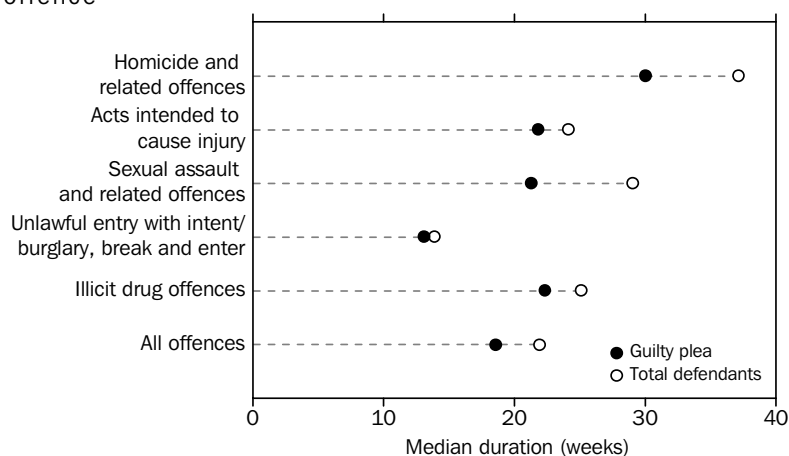
Adjudicated defendants with a principal offence of Homicide and related offences had the longest median court case duration of 37 weeks, followed by defendants with a principal offence of Sexual assault and related offences (29 weeks). These two offence categories had a high proportion of trial outcomes (49% and 40% respectively), which take longer to finalise. Adjudicated defendants with a principal offence of Unlawful entry with intent had the shortest median duration of 14 weeks, consistent with the majority of defendants pleading guilty (95%).



## SUMMARY OF FINDINGS *continued*

### Duration — Principal offence *continued*

ADJUDICATED DEFENDANTS, Median duration by selected principal offence



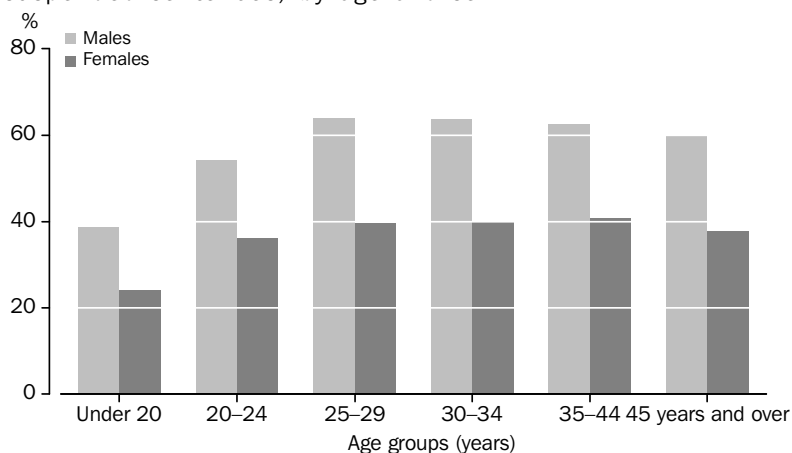
### DEFENDANTS PROVEN GUILTY — PRINCIPAL SENTENCE TYPE

Data on sentence type are collected and published for all defendants who are proven guilty. Sentence type refers to the principal sentence type a defendant receives (see paragraph 41 of the Explanatory Notes for further information).

#### *Custodial orders*

Just over half of defendants proven guilty (55%) received custodial orders to be served (i.e. custodial orders excluding fully suspended sentences) in 2002–03, a slight increase on 2001–02 (54%) (see table 10). For both males and females, this was the main sentence type, although the proportion was higher for males (58%) than females (38%) (see table 3).

DEFENDANTS PROVEN GUILTY, Custodial order (excluding fully suspended sentences) by age and sex



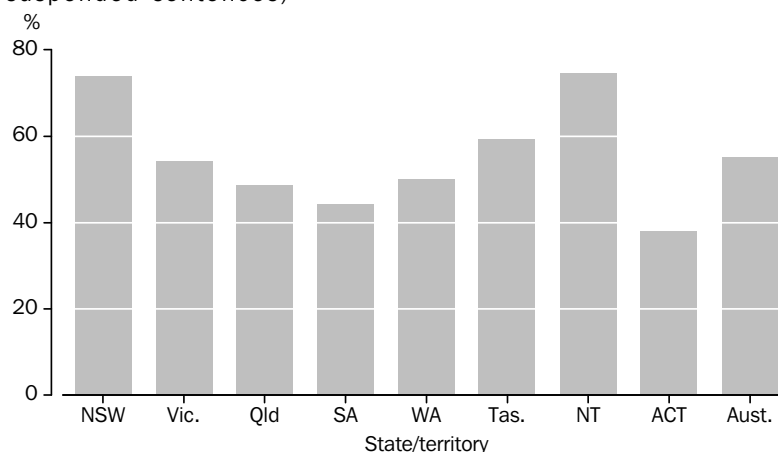
Custodial orders (excluding fully suspended sentences) as a proportion of all sentence types varied across principal offence categories and ranged from 87% for Homicide and related offences, to 31% for Public order offences (see table 4). Males were nearly twice as likely to receive a custodial order for Property damage and environmental pollution (49% of males and 25% of females) and Acts intended to cause injury (56% of males and 30% of females).

## SUMMARY OF FINDINGS *continued*

### *Custodial orders continued*

The proportions of custodial orders varied across states and territories, ranging from 38% in the Australian Capital Territory to 74% in the Northern Territory and New South Wales. Some of the largest variations occurred for the principal offences of Acts intended to cause injury (ranging from 20% in the Australian Capital Territory to 78% in the Northern Territory) and Deception and related offences (ranging from 32% in Victoria to 88% in the Northern Territory).

### DEFENDANTS PROVEN GUILTY, Custodial order (excluding fully suspended sentences)



Nationally, 18% of adjudicated defendants proven guilty received a fully suspended sentence as their principal sentence type (see table 3). Fully suspended sentences were the principal sentence type for 17% of males and 24% of females. The proportion of defendants receiving a fully suspended sentence as a principal sentence increased with age, ranging from 11% for persons under 20 years, to 22% for persons aged 45 years and over. Fully suspended sentences as a principal sentence type were greatest for Offences against justice procedures (28%), followed by Illicit drug offences, and Weapons and explosives offences (both 25%) (see table 4).

### *Non-custodial orders*

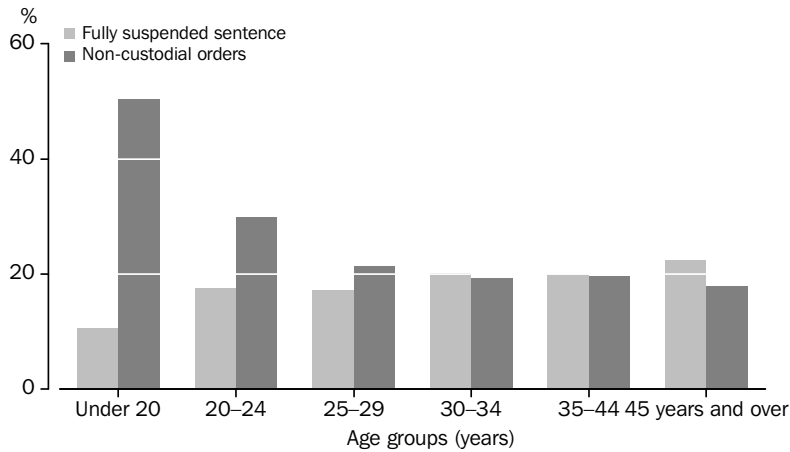
Approximately one-quarter (26%) of defendants proven guilty received a non-custodial order (includes community supervision/work orders, monetary orders and other non-custodial orders) as their principal sentence type (see table 3). This proportion was greater for females (37%) than for males (24%).

In contrast to fully suspended sentences, the proportion of defendants proven guilty receiving a non-custodial order decreased with age, ranging from 50% for persons aged less than 20 years to 18% for persons aged 45 years or more. The most common non-custodial sentence type for both males and females was a community supervision/work order (67% and 71% respectively of non-custodial sentences).

SUMMARY OF FINDINGS *continued*

Non-custodial orders  
*continued*

DEFENDANTS PROVEN GUILTY, Age by selected principal sentence



The principal offence categories most likely to receive a non-custodial principal sentence (see table 5) were Public order offences (50%), followed by defendants for both Property damage and environmental pollution, and Theft and related offences (39%).

Between 2001–02 and 2002–03 the proportion of defendants proven guilty receiving a non-custodial order decreased from 28% to 26%, while the median age of defendants proven guilty receiving this sentence type decreased from 25 years to 24 years.

MAGISTRATES' CRIMINAL  
COURT FINALISATIONS

Coverage and data quality issues place limitations on the use of the experimental Magistrates' Criminal Court data for the 2002–03 reference period. For further details see pages 47–49 of Appendix 1.

## TOTAL HIGHER COURTS ADJUDICATED DEFENDANTS, Principal offence by age and sex

Sex and ASOC Division/subdivision	Under 20 years	20–24 years	25–29 years	30–34 years	35–44 years	45 years and over	Unknown	Total	Mean age (years)	Median age (years)
NUMBER										
<b>Males</b>										
Homicide and related offences										
Murder	6	24	41	26	34	30	1	<b>162</b>	33.8	32.0
Other homicide and related offences	19	54	47	29	49	33	1	<b>232</b>	31.4	29.0
Total	25	78	88	55	83	63	2	<b>394</b>	32.4	30.0
Acts intended to cause injury	256	708	510	466	476	212	9	<b>2 637</b>	29.7	28.0
Sexual assault and related offences	82	162	170	222	375	525	6	<b>1 542</b>	39.9	38.0
Dangerous or negligent acts endangering persons	64	125	86	75	56	27	1	<b>434</b>	28.1	26.0
Abduction and related offences	7	17	16	19	24	5	—	<b>88</b>	30.7	30.0
Robbery, extortion and related offences	321	518	309	188	175	45	4	<b>1 560</b>	25.9	23.0
Unlawful entry with intent/burglary, break and enter	381	677	388	250	202	49	6	<b>1 953</b>	25.9	24.0
Theft and related offences	87	150	128	88	94	61	—	<b>608</b>	29.3	27.0
Deception and related offences										
Fraud, forgery or false financial instruments	10	33	53	45	88	121	7	<b>357</b>	39.3	39.0
Dishonest conversion	7	61	48	54	66	43	2	<b>281</b>	33.5	32.0
Other deception and related offences	1	11	15	16	27	21	—	<b>91</b>	36.9	36.0
Total	18	105	116	115	181	185	9	<b>729</b>	36.7	35.0
Illicit drug offences										
Import or export illicit drugs	1	3	10	7	17	17	—	<b>55</b>	38.3	39.0
Deal or traffic in illicit drugs	40	195	216	241	302	191	5	<b>1 190</b>	33.9	32.0
Manufacture or cultivate illicit drugs	2	11	39	37	84	62	1	<b>236</b>	39.1	38.0
Other illicit drugs(a)	1	12	20	11	16	9	—	<b>69</b>	33.0	30.0
Total	44	221	285	296	419	279	6	<b>1 550</b>	34.8	33.0
Weapons and explosives offences	2	15	10	12	8	9	1	<b>57</b>	32.3	30.0
Property damage and environmental pollution	81	93	53	39	49	34	2	<b>351</b>	28.3	25.0
Public order offences	20	44	23	19	35	34	1	<b>176</b>	32.6	30.0
Road traffic and motor vehicle regulatory offences	—	1	—	—	—	—	—	<b>1</b>	np	np
Offences against justice procedures, government security and government operations	6	46	40	27	36	30	—	<b>185</b>	32.4	30.0
Miscellaneous offences	20	52	32	35	65	47	7	<b>258</b>	34.0	33.0
All offence categories(b)	1 420	3 036	2 274	1 920	2 307	1 631	56	<b>12 644</b>	31.1	28.0

— nil or rounded to zero (including null cells)

np not available for publication but included in totals where applicable, unless otherwise indicated

(a) Includes Subdivision 104 (Possess and/or use illicit drugs).

(b) Includes defendants for whom offence data are missing or a principal offence could not be determined.

Sex and ASOC Division/subdivision	Under 20 years	20-24 years	25-29 years	30-34 years	35-44 years	45 years and over	Unknown	Total	Mean age (years)	Median age (years)
NUMBER cont.										
<b>Females</b>										
Homicide and related offences										
Murder	3	2	3	4	2	3	—	17	33.1	30.0
Other homicide and related offences	1	7	10	3	15	3	1	40	32.9	31.0
Total	4	9	13	7	17	6	1	57	33.0	30.5
Acts intended to cause injury	33	66	63	69	79	28	1	339	30.7	30.0
Sexual assault and related offences	—	2	4	6	6	7	—	25	37.8	36.0
Dangerous or negligent acts endangering persons	3	11	10	10	11	4	—	49	30.7	30.0
Abduction and related offences	1	1	3	1	3	—	—	9	np	np
Robbery, extortion and related offences	27	65	39	35	20	5	—	191	26.6	25.0
Unlawful entry with intent/burglary, break and enter	23	70	49	36	31	7	2	218	27.4	26.0
Theft and related offences	12	33	32	20	30	16	—	143	31.2	29.0
Deception and related offences										
Fraud, forgery or false financial instruments	5	18	27	27	44	50	2	173	37.9	36.0
Dishonest conversion	10	33	28	24	32	25	3	155	32.3	30.0
Other deception and related offences	1	2	4	2	7	4	—	20	35.4	38.5
Total	16	53	59	53	83	79	5	348	35.3	34.0
Illicit drug offences										
Import or export illicit drugs	—	—	—	1	2	1	—	4	np	np
Deal or traffic in illicit drugs	2	39	43	43	64	29	—	220	33.8	32.5
Manufacture or cultivate illicit drugs	1	1	—	4	10	7	—	23	41.4	39.0
Other illicit drugs(a)	—	1	5	2	4	—	—	12	31.4	30.0
Total	3	41	48	50	80	37	—	259	34.4	33.0
Weapons and explosives offences	—	—	1	—	—	1	—	2	np	np
Property damage and environmental pollution	3	9	3	5	8	6	—	34	33.4	32.0
Public order offences	1	4	3	6	10	4	1	29	35.2	35.5
Road traffic and motor vehicle regulatory offences	—	—	—	1	—	—	—	1	np	np
Offences against justice procedures, government security and government operations	8	15	11	16	17	5	—	72	30.8	30.0
Miscellaneous offences	1	4	6	1	9	2	—	23	32.8	33.0
All offence categories(b)	135	384	345	317	408	212	10	1 811	31.7	30.0

— nil or rounded to zero (including null cells)

np not available for publication but included in totals where applicable, unless otherwise indicated

(a) Includes Subdivision 104 (Possess and/or use illicit drugs).

(b) Includes defendants for whom offence data are missing or a principal offence could not be determined.

Sex and ASOC Division/subdivision	Under 20 years	20–24 years	25–29 years	30–34 years	35–44 years	45 years and over	Unknown	Total	Mean age (years)	Median age (years)
NUMBER cont.										
<b>Defendants(a)</b>										
Homicide and related offences										
Murder	9	26	44	30	36	33	1	<b>179</b>	33.8	32.0
Other homicide and related offences	20	61	57	32	64	36	2	<b>272</b>	31.7	29.0
Total	29	87	101	62	100	69	3	<b>451</b>	32.5	30.0
Acts intended to cause injury	289	774	573	535	555	240	10	<b>2 976</b>	29.8	28.0
Sexual assault and related offences	82	164	174	228	381	532	6	<b>1 567</b>	39.8	38.0
Dangerous or negligent acts endangering persons	67	136	96	85	67	31	1	<b>483</b>	28.3	26.0
Abduction and related offences	8	18	19	20	27	5	—	<b>97</b>	30.6	30.0
Robbery, extortion and related offences	348	583	348	223	195	50	4	<b>1 751</b>	26.0	24.0
Unlawful entry with intent/burglary, break and enter	404	747	437	286	233	56	8	<b>2 171</b>	26.1	24.0
Theft and related offences	99	183	160	108	124	77	—	<b>751</b>	29.7	27.0
Deception and related offences										
Fraud, forgery or false financial instruments	15	51	80	72	132	171	9	<b>530</b>	38.8	38.0
Dishonest conversion	17	94	76	78	98	68	5	<b>436</b>	33.1	31.0
Other deception and related offences	2	13	19	18	34	25	—	<b>111</b>	36.6	36.0
Total	34	158	175	168	264	264	14	<b>1 077</b>	36.3	34.0
Illicit drug offences										
Import or export illicit drugs	1	3	10	8	19	18	—	<b>59</b>	38.4	38.0
Deal or traffic in illicit drugs	42	234	259	284	366	220	5	<b>1 410</b>	33.9	32.0
Manufacture or cultivate illicit drugs	3	12	39	41	94	69	1	<b>259</b>	39.3	38.5
Other illicit drugs(b)	1	13	25	13	20	9	—	<b>81</b>	32.7	30.0
Total	47	262	333	346	499	316	6	<b>1 809</b>	34.8	33.0
Weapons and explosives offences	2	15	11	12	8	10	1	<b>59</b>	32.5	30.0
Property damage and environmental pollution	84	102	56	44	57	40	2	<b>385</b>	28.8	25.0
Public order offences	21	48	26	25	45	38	2	<b>205</b>	33.0	30.0
Road traffic and motor vehicle regulatory offences	—	1	—	1	—	—	—	<b>2</b>	np	np
Offences against justice procedures, government security and government operations	14	61	51	43	53	35	—	<b>257</b>	31.9	30.0
Miscellaneous offences	21	56	38	36	74	49	15	<b>289</b>	33.9	33.0
All offence categories(c)	1 555	3 420	2 619	2 237	2 715	1 843	75	<b>14 464</b>	31.2	29.0

— nil or rounded to zero (including null cells)

np not available for publication but included in totals where applicable, unless otherwise indicated

(a) Includes organisations and persons with unknown sex.

(b) Includes Subdivision 104 (Possess and/or use illicit drugs).

(c) Includes defendants for whom offence data are missing or a principal offence could not be determined.

Sex and ASOC Division/subdivision	Under 20 years	20-24 years	25-29 years	30-34 years	35-44 years	45 years and over	Unknown	Total	Mean age (years)	Median age (years)
PROPORTION (%)										
<b>Males</b>										
Homicide and related offences										
Murder	0.4	0.8	1.8	1.4	1.5	1.8	1.8	<b>1.3</b>	..	..
Other homicide and related offences	1.3	1.8	2.1	1.5	2.1	2.0	1.8	<b>1.8</b>	..	..
Total	1.8	2.6	3.9	2.9	3.6	3.9	3.6	<b>3.1</b>	..	..
Acts intended to cause injury	18.0	23.3	22.4	24.3	20.6	13.0	16.1	<b>20.9</b>	..	..
Sexual assault and related offences	5.8	5.3	7.5	11.6	16.3	32.2	10.7	<b>12.2</b>	..	..
Dangerous or negligent acts endangering persons	4.5	4.1	3.8	3.9	2.4	1.7	1.8	<b>3.4</b>	..	..
Abduction and related offences	0.5	0.6	0.7	1.0	1.0	0.3	—	<b>0.7</b>	..	..
Robbery, extortion and related offences	22.6	17.1	13.6	9.8	7.6	2.8	7.1	<b>12.3</b>	..	..
Unlawful entry with intent/burglary, break and enter	26.8	22.3	17.1	13.0	8.8	3.0	10.7	<b>15.4</b>	..	..
Theft and related offences	6.1	4.9	5.6	4.6	4.1	3.7	—	<b>4.8</b>	..	..
Deception and related offences										
Fraud, forgery or false financial instruments	0.7	1.1	2.3	2.3	3.8	7.4	12.5	<b>2.8</b>	..	..
Dishonest conversion	0.5	2.0	2.1	2.8	2.9	2.6	3.6	<b>2.2</b>	..	..
Other deception and related offences	0.1	0.4	0.7	0.8	1.2	1.3	—	<b>0.7</b>	..	..
Total	1.3	3.5	5.1	6.0	7.8	11.3	16.1	<b>5.8</b>	..	..
Illicit drug offences										
Import or export illicit drugs	0.1	0.1	0.4	0.4	0.7	1.0	—	<b>0.4</b>	..	..
Deal or traffic in illicit drugs	2.8	6.4	9.5	12.6	13.1	11.7	8.9	<b>9.4</b>	..	..
Manufacture or cultivate illicit drugs	0.1	0.4	1.7	1.9	3.6	3.8	1.8	<b>1.9</b>	..	..
Other illicit drugs(a)	0.1	0.4	0.9	0.6	0.7	0.6	—	<b>0.5</b>	..	..
Total	3.1	7.3	12.5	15.4	18.2	17.1	10.7	<b>12.3</b>	..	..
Weapons and explosives offences	0.1	0.5	0.4	0.6	0.3	0.6	1.8	<b>0.5</b>	..	..
Property damage and environmental pollution	5.7	3.1	2.3	2.0	2.1	2.1	3.6	<b>2.8</b>	..	..
Public order offences	1.4	1.4	1.0	1.0	1.5	2.1	1.8	<b>1.4</b>	..	..
Road traffic and motor vehicle regulatory offences	—	—	—	—	—	—	—	—	..	..
Offences against justice procedures, government security and government operations	0.4	1.5	1.8	1.4	1.6	1.8	—	<b>1.5</b>	..	..
Miscellaneous offences	1.4	1.7	1.4	1.8	2.8	2.9	12.5	<b>2.0</b>	..	..
All offence categories(b)	100.0	100.0	100.0	100.0	100.0	100.0	100.0	<b>100.0</b>	..	..

.. not applicable

— nil or rounded to zero (including null cells)

(a) Includes Subdivision 104 (Possess and/or use illicit drugs).

(b) Includes defendants for whom offence data are missing or a principal offence could not be determined.

Sex and ASOC Division/subdivision	Under 20 years	20–24 years	25–29 years	30–34 years	35–44 years	45 years and over	Unknown	Total	Mean age (years)	Median age (years)
PROPORTION (%) <i>cont.</i>										
<b>Females</b>										
Homicide and related offences										
Murder	2.2	0.5	0.9	1.3	0.5	1.4	—	<b>0.9</b>	..	..
Other homicide and related offences	0.7	1.8	2.9	0.9	3.7	1.4	10.0	<b>2.2</b>	..	..
Total	3.0	2.3	3.8	2.2	4.2	2.8	10.0	<b>3.1</b>	..	..
Acts intended to cause injury	24.4	17.2	18.3	21.8	19.4	13.2	10.0	<b>18.7</b>	..	..
Sexual assault and related offences	—	0.5	1.2	1.9	1.5	3.3	—	<b>1.4</b>	..	..
Dangerous or negligent acts endangering persons	2.2	2.9	2.9	3.2	2.7	1.9	—	<b>2.7</b>	..	..
Abduction and related offences	0.7	0.3	0.9	0.3	0.7	—	—	<b>0.5</b>	..	..
Robbery, extortion and related offences	20.0	16.9	11.3	11.0	4.9	2.4	—	<b>10.5</b>	..	..
Unlawful entry with intent/burglary, break and enter	17.0	18.2	14.2	11.4	7.6	3.3	20.0	<b>12.0</b>	..	..
Theft and related offences	8.9	8.6	9.3	6.3	7.4	7.5	—	<b>7.9</b>	..	..
Deception and related offences										
Fraud, forgery or false financial instruments	3.7	4.7	7.8	8.5	10.8	23.6	20.0	<b>9.6</b>	..	..
Dishonest conversion	7.4	8.6	8.1	7.6	7.8	11.8	30.0	<b>8.6</b>	..	..
Other deception and related offences	0.7	0.5	1.2	0.6	1.7	1.9	—	<b>1.1</b>	..	..
Total	11.9	13.8	17.1	16.7	20.3	37.3	50.0	<b>19.2</b>	..	..
Illicit drug offences										
Import or export illicit drugs	—	—	—	0.3	0.5	0.5	—	<b>0.2</b>	..	..
Deal or traffic in illicit drugs	1.5	10.2	12.5	13.6	15.7	13.7	—	<b>12.1</b>	..	..
Manufacture or cultivate illicit drugs	0.7	0.3	—	1.3	2.5	3.3	—	<b>1.3</b>	..	..
Other illicit drugs(a)	—	0.3	1.4	0.6	1.0	—	—	<b>0.7</b>	..	..
Total	2.2	10.7	13.9	15.8	19.6	17.5	—	<b>14.3</b>	..	..
Weapons and explosives offences	—	—	0.3	—	—	0.5	—	<b>0.1</b>	..	..
Property damage and environmental pollution	2.2	2.3	0.9	1.6	2.0	2.8	—	<b>1.9</b>	..	..
Public order offences	0.7	1.0	0.9	1.9	2.5	1.9	10.0	<b>1.6</b>	..	..
Road traffic and motor vehicle regulatory offences	—	—	—	0.3	—	—	—	<b>0.1</b>	..	..
Offences against justice procedures, government security and government operations	5.9	3.9	3.2	5.0	4.2	2.4	—	<b>4.0</b>	..	..
Miscellaneous offences	0.7	1.0	1.7	0.3	2.2	0.9	—	<b>1.3</b>	..	..
All offence categories(b)	100.0	100.0	100.0	100.0	100.0	100.0	100.0	<b>100.0</b>	..	..

.. not applicable

— nil or rounded to zero (including null cells)

(a) Includes Subdivision 104 (Possess and/or use illicit drugs).

(b) Includes defendants for whom offence data are missing or a principal offence could not be determined.



Sex and ASOC Division/subdivision	Under 20 years	20–24 years	25–29 years	30–34 years	35–44 years	45 years and over	Unknown	Total	Mean age (years)	Median age (years)
PROPORTION (%) <i>cont.</i>										
<b>Defendants(a)</b>										
Homicide and related offences										
Murder	0.6	0.8	1.7	1.3	1.3	1.8	1.3	<b>1.2</b>	..	..
Other homicide and related offences	1.3	1.8	2.2	1.4	2.4	2.0	2.7	<b>1.9</b>	..	..
Total	1.9	2.5	3.9	2.8	3.7	3.7	4.0	<b>3.1</b>	..	..
Acts intended to cause injury	18.6	22.6	21.9	23.9	20.4	13.0	13.3	<b>20.6</b>	..	..
Sexual assault and related offences	5.3	4.8	6.6	10.2	14.0	28.9	8.0	<b>10.8</b>	..	..
Dangerous or negligent acts endangering persons	4.3	4.0	3.7	3.8	2.5	1.7	1.3	<b>3.3</b>	..	..
Abduction and related offences	0.5	0.5	0.7	0.9	1.0	0.3	—	<b>0.7</b>	..	..
Robbery, extortion and related offences	22.4	17.0	13.3	10.0	7.2	2.7	5.3	<b>12.1</b>	..	..
Unlawful entry with intent/burglary, break and enter	26.0	21.8	16.7	12.8	8.6	3.0	10.7	<b>15.0</b>	..	..
Theft and related offences	6.4	5.4	6.1	4.8	4.6	4.2	—	<b>5.2</b>	..	..
Deception and related offences										
Fraud, forgery or false financial instruments	1.0	1.5	3.1	3.2	4.9	9.3	12.0	<b>3.7</b>	..	..
Dishonest conversion	1.1	2.7	2.9	3.5	3.6	3.7	6.7	<b>3.0</b>	..	..
Other deception and related offences	0.1	0.4	0.7	0.8	1.3	1.4	—	<b>0.8</b>	..	..
Total	2.2	4.6	6.7	7.5	9.7	14.3	18.7	<b>7.4</b>	..	..
Illicit drug offences										
Import or export illicit drugs	0.1	0.1	0.4	0.4	0.7	1.0	—	<b>0.4</b>	..	..
Deal or traffic in illicit drugs	2.7	6.8	9.9	12.7	13.5	11.9	6.7	<b>9.7</b>	..	..
Manufacture or cultivate illicit drugs	0.2	0.4	1.5	1.8	3.5	3.7	1.3	<b>1.8</b>	..	..
Other illicit drugs(b)	0.1	0.4	1.0	0.6	0.7	0.5	—	<b>0.6</b>	..	..
Total	3.0	7.7	12.7	15.5	18.4	17.1	8.0	<b>12.5</b>	..	..
Weapons and explosives offences	0.1	0.4	0.4	0.5	0.3	0.5	1.3	<b>0.4</b>	..	..
Property damage and environmental pollution	5.4	3.0	2.1	2.0	2.1	2.2	2.7	<b>2.7</b>	..	..
Public order offences	1.4	1.4	1.0	1.1	1.7	2.1	2.7	<b>1.4</b>	..	..
Road traffic and motor vehicle regulatory offences	—	—	—	—	—	—	—	—	..	..
Offences against justice procedures, government security and government operations	0.9	1.8	1.9	1.9	2.0	1.9	—	<b>1.8</b>	..	..
Miscellaneous offences	1.4	1.6	1.5	1.6	2.7	2.7	20.0	<b>2.0</b>	..	..
All offence categories(c)	100.0	100.0	100.0	100.0	100.0	100.0	100.0	<b>100.0</b>	..	..

.. not applicable

— nil or rounded to zero (including null cells)

(a) Includes organisations and persons with unknown sex.

(b) Includes Subdivision 104 (Possess and/or use illicit drugs).

(c) Includes defendants for whom offence data are missing or a principal offence could not be determined.

# TOTAL HIGHER COURTS ADJUDICATED DEFENDANTS, Principal offence by adjudication type(a)

ASOC Division and adjudication type	NSW	Vic.	Qld	SA	WA	Tas.	NT	ACT	Aust.
NUMBER									
<b>Homicide and related offences</b>									
Acquitted	28	21	12	5	10	—	3	1	80
Guilty verdict	45	24	31	13	24	4	1	—	142
Guilty plea	71	54	50	16	12	7	19	—	229
<i>Total</i>	144	99	93	34	46	11	23	1	451
<b>Acts intended to cause injury</b>									
Acquitted	32	22	91	10	41	20	6	6	228
Guilty verdict	37	21	88	22	61	33	—	4	266
Guilty plea	410	329	1 367	71	164	80	45	16	2 482
<i>Total</i>	479	372	1 546	103	266	133	51	26	2 976
<b>Sexual assault and related offences</b>									
Acquitted	105	20	92	21	62	9	8	3	320
Guilty verdict	70	28	74	17	91	15	2	5	302
Guilty plea	179	154	386	35	130	34	23	4	945
<i>Total</i>	354	202	552	73	283	58	33	12	1 567
<b>Dangerous or negligent acts endangering persons</b>									
Acquitted	2	1	5	—	2	—	1	—	11
Guilty verdict	1	—	23	8	3	—	—	—	35
Guilty plea	50	23	256	7	84	—	16	1	437
<i>Total</i>	53	24	284	15	89	—	17	1	483
<b>Abduction and related offences</b>									
Acquitted	1	5	1	2	7	—	—	—	16
Guilty verdict	6	1	1	—	4	—	—	—	12
Guilty plea	19	31	6	2	10	—	1	—	69
<i>Total</i>	26	37	8	4	21	—	1	—	97
<b>Robbery, extortion and related offences</b>									
Acquitted	33	10	6	2	10	2	—	2	65
Guilty verdict	43	17	13	15	29	5	3	3	128
Guilty plea	543	354	311	49	229	35	20	17	1 558
<i>Total</i>	619	381	330	66	268	42	23	22	1 751
<b>Unlawful entry with intent/burglary, break and enter</b>									
Acquitted	9	1	6	3	18	—	1	1	39
Guilty verdict	11	3	17	7	34	5	—	—	77
Guilty plea	289	86	739	67	793	56	14	11	2 055
<i>Total</i>	309	90	762	77	845	61	15	12	2 171
<b>Theft and related offences</b>									
Acquitted	1	5	2	—	8	2	3	1	22
Guilty verdict	2	5	17	3	12	9	—	1	49
Guilty plea	63	90	398	15	83	25	3	3	680
<i>Total</i>	66	100	417	18	103	36	6	5	751
<b>Deception and related offences</b>									
Acquitted	5	6	10	1	11	1	1	—	35
Guilty verdict	17	12	21	3	14	4	1	2	74
Guilty plea	102	145	603	13	66	24	7	8	968
<i>Total</i>	124	163	634	17	91	29	9	10	1 077

— nil or rounded to zero (including null cells)

(a) Refers to adjudication type for the defendant's case which does not necessarily reflect the adjudication type for the principal offence.

# TOTAL HIGHER COURTS ADJUDICATED DEFENDANTS, Principal offence by adjudication type(a) *continued*

ASOC Division and adjudication type	NSW	Vic.	Qld	SA	WA	Tas.	NT	ACT	Aust.
NUMBER <i>cont.</i>									
<b>Illicit drug offences</b>									
Acquitted	24	1	5	4	11	2	—	—	47
Guilty verdict	64	6	16	27	64	5	1	3	186
Guilty plea	449	192	479	144	238	27	43	4	1 576
<i>Total</i>	537	199	500	175	313	34	44	7	1 809
<b>Weapons and explosives offences</b>									
Acquitted	1	1	—	—	1	—	—	—	3
Guilty verdict	—	—	2	—	1	—	—	—	3
Guilty plea	28	4	12	1	6	2	—	—	53
<i>Total</i>	29	5	14	1	8	2	—	—	59
<b>Property damage and environmental pollution</b>									
Acquitted	2	—	9	—	3	2	—	—	16
Guilty verdict	2	1	12	—	3	12	—	—	30
Guilty plea	22	58	174	6	41	34	1	3	339
<i>Total</i>	26	59	195	6	47	48	1	3	385
<b>Public order offences</b>									
Acquitted	2	1	3	—	2	—	—	—	8
Guilty verdict	1	3	2	—	4	1	—	—	11
Guilty plea	20	82	36	1	36	9	1	1	186
<i>Total</i>	23	86	41	1	42	10	1	1	205
<b>Road traffic and motor vehicle regulatory offences</b>									
Acquitted	—	—	—	—	—	—	—	—	—
Guilty verdict	—	1	—	—	—	—	—	—	1
Guilty plea	—	1	—	—	—	—	—	—	1
<i>Total</i>	—	2	—	—	—	—	—	—	2
<b>Offences against justice procedures, government security and government operations</b>									
Acquitted	6	4	—	1	8	—	—	—	19
Guilty verdict	5	1	3	1	14	4	—	1	29
Guilty plea	45	19	32	7	89	15	—	2	209
<i>Total</i>	56	24	35	9	111	19	—	3	257
<b>Miscellaneous offences</b>									
Acquitted	5	3	1	—	18	—	—	—	27
Guilty verdict	8	1	9	3	23	—	—	—	44
Guilty plea	36	33	94	9	42	2	2	—	218
<i>Total</i>	49	37	104	12	83	2	2	—	289
<b>All offence categories(b)</b>									
Acquitted	257	153	243	49	212	38	23	15	990
Guilty verdict	319	131	329	119	381	97	8	19	1 403
Guilty plea	2 332	1 706	4 943	444	2 023	350	195	78	12 071
<b>Total</b>	<b>2 908</b>	<b>1 990</b>	<b>5 515</b>	<b>612</b>	<b>2 616</b>	<b>485</b>	<b>226</b>	<b>112</b>	<b>14 464</b>

— nil or rounded to zero (including null cells)

(a) Refers to adjudication type for the defendant's case which does not necessarily reflect the adjudication type for the principal offence.

(b) Includes defendants for whom offence data are missing or a principal offence could not be determined.

# TOTAL HIGHER COURTS ADJUDICATED DEFENDANTS, Principal offence by adjudication type(a) *continued*

ASOC Division and adjudication type	NSW	Vic.	Qld	SA	WA	Tas.	NT	ACT	Aust.
PROPORTION (%)									
<b>Homicide and related offences</b>									
Acquitted	19.4	21.2	12.9	14.7	21.7	—	13.0	100.0	17.7
Guilty verdict	31.3	24.2	33.3	38.2	52.2	36.4	4.3	—	31.5
Guilty plea	49.3	54.5	53.8	47.1	26.1	63.6	82.6	—	50.8
<i>Total</i>	<i>100.0</i>	<i>100.0</i>	<i>100.0</i>	<i>100.0</i>	<i>100.0</i>	<i>100.0</i>	<i>100.0</i>	<i>100.0</i>	<i>100.0</i>
<b>Acts intended to cause injury</b>									
Acquitted	6.7	5.9	5.9	9.7	15.4	15.0	11.8	23.1	7.7
Guilty verdict	7.7	5.6	5.7	21.4	22.9	24.8	—	15.4	8.9
Guilty plea	85.6	88.4	88.4	68.9	61.7	60.2	88.2	61.5	83.4
<i>Total</i>	<i>100.0</i>	<i>100.0</i>	<i>100.0</i>	<i>100.0</i>	<i>100.0</i>	<i>100.0</i>	<i>100.0</i>	<i>100.0</i>	<i>100.0</i>
<b>Sexual assault and related offences</b>									
Acquitted	29.7	9.9	16.7	28.8	21.9	15.5	24.2	25.0	20.4
Guilty verdict	19.8	13.9	13.4	23.3	32.2	25.9	6.1	41.7	19.3
Guilty plea	50.6	76.2	69.9	47.9	45.9	58.6	69.7	33.3	60.3
<i>Total</i>	<i>100.0</i>	<i>100.0</i>	<i>100.0</i>	<i>100.0</i>	<i>100.0</i>	<i>100.0</i>	<i>100.0</i>	<i>100.0</i>	<i>100.0</i>
<b>Dangerous or negligent acts endangering persons</b>									
Acquitted	3.8	4.2	1.8	—	2.2	—	5.9	—	2.3
Guilty verdict	1.9	—	8.1	53.3	3.4	—	—	—	7.2
Guilty plea	94.3	95.8	90.1	46.7	94.4	—	94.1	100.0	90.5
<i>Total</i>	<i>100.0</i>	<i>100.0</i>	<i>100.0</i>	<i>100.0</i>	<i>100.0</i>	<i>—</i>	<i>100.0</i>	<i>100.0</i>	<i>100.0</i>
<b>Abduction and related offences</b>									
Acquitted	3.8	13.5	12.5	50.0	33.3	—	—	—	16.5
Guilty verdict	23.1	2.7	12.5	—	19.0	—	—	—	12.4
Guilty plea	73.1	83.8	75.0	50.0	47.6	—	100.0	—	71.1
<i>Total</i>	<i>100.0</i>	<i>100.0</i>	<i>100.0</i>	<i>100.0</i>	<i>100.0</i>	<i>—</i>	<i>100.0</i>	<i>—</i>	<i>100.0</i>
<b>Robbery, extortion and related offences</b>									
Acquitted	5.3	2.6	1.8	3.0	3.7	4.8	—	9.1	3.7
Guilty verdict	6.9	4.5	3.9	22.7	10.8	11.9	13.0	13.6	7.3
Guilty plea	87.7	92.9	94.2	74.2	85.4	83.3	87.0	77.3	89.0
<i>Total</i>	<i>100.0</i>	<i>100.0</i>	<i>100.0</i>	<i>100.0</i>	<i>100.0</i>	<i>100.0</i>	<i>100.0</i>	<i>100.0</i>	<i>100.0</i>
<b>Unlawful entry with intent/burglary, break and enter</b>									
Acquitted	2.9	1.1	0.8	3.9	2.1	—	6.7	8.3	1.8
Guilty verdict	3.6	3.3	2.2	9.1	4.0	8.2	—	—	3.5
Guilty plea	93.5	95.6	97.0	87.0	93.8	91.8	93.3	91.7	94.7
<i>Total</i>	<i>100.0</i>	<i>100.0</i>	<i>100.0</i>	<i>100.0</i>	<i>100.0</i>	<i>100.0</i>	<i>100.0</i>	<i>100.0</i>	<i>100.0</i>
<b>Theft and related offences</b>									
Acquitted	1.5	5.0	0.5	—	7.8	5.6	50.0	20.0	2.9
Guilty verdict	3.0	5.0	4.1	16.7	11.7	25.0	—	20.0	6.5
Guilty plea	95.5	90.0	95.4	83.3	80.6	69.4	50.0	60.0	90.5
<i>Total</i>	<i>100.0</i>	<i>100.0</i>	<i>100.0</i>	<i>100.0</i>	<i>100.0</i>	<i>100.0</i>	<i>100.0</i>	<i>100.0</i>	<i>100.0</i>
<b>Deception and related offences</b>									
Acquitted	4.0	3.7	1.6	5.9	12.1	3.4	11.1	—	3.2
Guilty verdict	13.7	7.4	3.3	17.6	15.4	13.8	11.1	20.0	6.9
Guilty plea	82.3	89.0	95.1	76.5	72.5	82.8	77.8	80.0	89.9
<i>Total</i>	<i>100.0</i>	<i>100.0</i>	<i>100.0</i>	<i>100.0</i>	<i>100.0</i>	<i>100.0</i>	<i>100.0</i>	<i>100.0</i>	<i>100.0</i>

— nil or rounded to zero (including null cells)

(a) Refers to adjudication type for the defendant's case which does not necessarily reflect the adjudication type for the principal offence.

# TOTAL HIGHER COURTS ADJUDICATED DEFENDANTS, Principal offence by adjudication type(a) *continued*

ASOC Division and adjudication type	NSW	Vic.	Qld	SA	WA	Tas.	NT	ACT	Aust.
PROPORTION (%) <i>cont.</i>									
<b>Illicit drug offences</b>									
Acquitted	4.5	0.5	1.0	2.3	3.5	5.9	—	—	2.6
Guilty verdict	11.9	3.0	3.2	15.4	20.4	14.7	2.3	42.9	10.3
Guilty plea	83.6	96.5	95.8	82.3	76.0	79.4	97.7	57.1	87.1
<i>Total</i>	<i>100.0</i>	<i>100.0</i>	<i>100.0</i>	<i>100.0</i>	<i>100.0</i>	<i>100.0</i>	<i>100.0</i>	<i>100.0</i>	<i>100.0</i>
<b>Weapons and explosives offences</b>									
Acquitted	3.4	20.0	—	—	12.5	—	—	—	5.1
Guilty verdict	—	—	14.3	—	12.5	—	—	—	5.1
Guilty plea	96.6	80.0	85.7	100.0	75.0	100.0	—	—	89.8
<i>Total</i>	<i>100.0</i>	<i>100.0</i>	<i>100.0</i>	<i>100.0</i>	<i>100.0</i>	<i>100.0</i>	<i>—</i>	<i>—</i>	<i>100.0</i>
<b>Property damage and environmental pollution</b>									
Acquitted	7.7	—	4.6	—	6.4	4.2	—	—	4.2
Guilty verdict	7.7	1.7	6.2	—	6.4	25.0	—	—	7.8
Guilty plea	84.6	98.3	89.2	100.0	87.2	70.8	100.0	100.0	88.1
<i>Total</i>	<i>100.0</i>	<i>100.0</i>	<i>100.0</i>	<i>100.0</i>	<i>100.0</i>	<i>100.0</i>	<i>100.0</i>	<i>100.0</i>	<i>100.0</i>
<b>Public order offences</b>									
Acquitted	8.7	1.2	7.3	—	4.8	—	—	—	3.9
Guilty verdict	4.3	3.5	4.9	—	9.5	10.0	—	—	5.4
Guilty plea	87.0	95.3	87.8	100.0	85.7	90.0	100.0	100.0	90.7
<i>Total</i>	<i>100.0</i>	<i>100.0</i>	<i>100.0</i>	<i>100.0</i>	<i>100.0</i>	<i>100.0</i>	<i>100.0</i>	<i>100.0</i>	<i>100.0</i>
<b>Road traffic and motor vehicle regulatory offences</b>									
Acquitted	—	—	—	—	—	—	—	—	—
Guilty verdict	—	50.0	—	—	—	—	—	—	50.0
Guilty plea	—	50.0	—	—	—	—	—	—	50.0
<i>Total</i>	<i>—</i>	<i>100.0</i>	<i>—</i>	<i>—</i>	<i>—</i>	<i>—</i>	<i>—</i>	<i>—</i>	<i>100.0</i>
<b>Offences against justice procedures, government security and government operations</b>									
Acquitted	10.7	16.7	—	11.1	7.2	—	—	—	7.4
Guilty verdict	8.9	4.2	8.6	11.1	12.6	21.1	—	33.3	11.3
Guilty plea	80.4	79.2	91.4	77.8	80.2	78.9	—	66.7	81.3
<i>Total</i>	<i>100.0</i>	<i>100.0</i>	<i>100.0</i>	<i>100.0</i>	<i>100.0</i>	<i>100.0</i>	<i>—</i>	<i>100.0</i>	<i>100.0</i>
<b>Miscellaneous offences</b>									
Acquitted	10.2	8.1	1.0	—	21.7	—	—	—	9.3
Guilty verdict	16.3	2.7	8.7	25.0	27.7	—	—	—	15.2
Guilty plea	73.5	89.2	90.4	75.0	50.6	100.0	100.0	—	75.4
<i>Total</i>	<i>100.0</i>	<i>100.0</i>	<i>100.0</i>	<i>100.0</i>	<i>100.0</i>	<i>100.0</i>	<i>100.0</i>	<i>—</i>	<i>100.0</i>
<b>All offence categories(b)</b>									
Acquitted	8.8	7.7	4.4	8.0	8.1	7.8	10.2	13.4	6.8
Guilty verdict	11.0	6.6	6.0	19.4	14.6	20.0	3.5	17.0	9.7
Guilty plea	80.2	85.7	89.6	72.5	77.3	72.2	86.3	69.6	83.5
<b>Total</b>	<b>100.0</b>	<b>100.0</b>	<b>100.0</b>	<b>100.0</b>	<b>100.0</b>	<b>100.0</b>	<b>100.0</b>	<b>100.0</b>	<b>100.0</b>

— nil or rounded to zero (including null cells)

(a) Refers to adjudication type for the defendant's case which does not necessarily reflect the adjudication type for the principal offence.

(b) Includes defendants for whom offence data are missing or a principal offence could not be determined.

# TOTAL HIGHER COURTS DEFENDANTS PROVEN GUILTY, Principal sentence type by age and sex

Sex and principal sentence type	Under 20 years	20–24 years	25–29 years	30–34 years	35–44 years	45 years and over	Unknown	Total	Mean age (years)	Median age (years)
NUMBER										
<b>Males</b>										
Custodial orders										
Custody in corrections	498	1 463	1 314	1 084	1 262	836	21	<b>6 478</b>	31.7	29.0
Custody in the community	54	103	51	32	43	14	1	<b>298</b>	26.9	23.0
Fully suspended sentences	146	498	343	330	400	303	8	<b>2 028</b>	32.4	30.0
Total(a)	698	2 067	1 711	1 451	1 714	1 172	32	<b>8 845</b>	31.7	29.0
Non-custodial orders										
Community supervision/work orders	559	607	260	173	192	83	13	<b>1 887</b>	25.4	22.0
Monetary orders	48	121	93	83	105	92	2	<b>544</b>	32.6	30.0
Other non-custodial orders	76	83	58	41	61	60	1	<b>380</b>	30.8	27.0
Total(b)	683	812	411	297	358	235	16	<b>2 812</b>	27.5	24.0
Unknown sentence type	8	16	12	7	18	13	2	<b>76</b>	32.7	30.5
Total	1 389	2 895	2 134	1 755	2 090	1 420	50	<b>11 733</b>	30.7	28.0
<b>Females</b>										
Custodial orders										
Custody in corrections	26	114	127	114	151	72	5	<b>609</b>	32.5	31.0
Custody in the community	6	18	5	9	6	3	1	<b>48</b>	27.6	24.0
Fully suspended sentences	17	74	82	84	95	61	1	<b>414</b>	33.1	31.0
Total(a)	49	206	215	208	256	141	7	<b>1 082</b>	32.6	31.0
Non-custodial orders										
Community supervision/work orders	67	123	83	70	87	27	3	<b>460</b>	28.7	27.0
Monetary orders	6	15	17	10	19	10	—	<b>77</b>	32.5	30.0
Other non-custodial orders	10	21	18	19	24	18	—	<b>110</b>	33.1	30.5
Total(b)	83	159	118	99	130	55	3	<b>647</b>	29.9	28.0
Unknown sentence type	1	—	—	1	1	3	—	<b>6</b>	np	np
Total	133	365	333	308	387	199	10	<b>1 735</b>	31.6	30.0
<b>Defendants(c)</b>										
Custodial orders										
Custody in corrections	524	1 577	1 441	1 198	1 413	908	26	<b>7 087</b>	31.7	29.0
Custody in the community	60	121	56	41	49	17	2	<b>346</b>	27.0	24.0
Fully suspended sentences	163	572	425	414	495	364	9	<b>2 442</b>	32.5	30.0
Total(a)	747	2 273	1 926	1 659	1 970	1 313	39	<b>9 927</b>	31.8	29.0
Non-custodial orders										
Community supervision/work orders	626	730	343	243	279	110	16	<b>2 347</b>	26.0	23.0
Monetary orders	54	136	110	93	124	102	7	<b>626</b>	32.6	30.0
Other non-custodial orders	86	104	76	60	85	78	2	<b>491</b>	31.3	28.0
Total(b)	766	971	529	396	488	290	25	<b>3 465</b>	28.0	24.0
Unknown sentence type	9	16	12	8	19	16	2	<b>82</b>	33.1	31.0
Total	1 522	3 260	2 467	2 063	2 477	1 619	66	<b>13 474</b>	30.8	28.0
— nil or rounded to zero (including null cells) np not available for publication but included in totals where applicable, unless otherwise indicated										
(a) Includes defendants with custodial orders not further defined. (b) Includes defendants with non-custodial orders not further defined. (c) Includes organisations and persons with unknown sex.										

Sex and principal sentence type	Under 20 years	20-24 years	25-29 years	30-34 years	35-44 years	45 years and over	Unknown	Total	Mean age (years)	Median age (years)
PROPORTION (%)										
<b>Males</b>										
Custodial orders										
Custody in corrections	35.9	50.5	61.6	61.8	60.4	58.9	42.0	<b>55.2</b>	..	..
Custody in the community	3.9	3.6	2.4	1.8	2.1	1.0	2.0	<b>2.5</b>	..	..
Fully suspended sentences	10.5	17.2	16.1	18.8	19.1	21.3	16.0	<b>17.3</b>	..	..
Total(a)	50.3	71.4	80.2	82.7	82.0	82.5	64.0	<b>75.4</b>	..	..
Non-custodial orders										
Community supervision/work orders	40.2	21.0	12.2	9.9	9.2	5.8	26.0	<b>16.1</b>	..	..
Monetary orders	3.5	4.2	4.4	4.7	5.0	6.5	4.0	<b>4.6</b>	..	..
Other non-custodial orders	5.5	2.9	2.7	2.3	2.9	4.2	2.0	<b>3.2</b>	..	..
Total(b)	49.2	28.0	19.3	16.9	17.1	16.5	32.0	<b>24.0</b>	..	..
Unknown sentence type	0.6	0.6	0.6	0.4	0.9	0.9	4.0	<b>0.6</b>	..	..
Total	100.0	100.0	100.0	100.0	100.0	100.0	100.0	<b>100.0</b>	..	..
<b>Females</b>										
Custodial orders										
Custody in corrections	19.5	31.2	38.1	37.0	39.0	36.2	50.0	<b>35.1</b>	..	..
Custody in the community	4.5	4.9	1.5	2.9	1.6	1.5	10.0	<b>2.8</b>	..	..
Fully suspended sentences	12.8	20.3	24.6	27.3	24.5	30.7	10.0	<b>23.9</b>	..	..
Total(a)	36.8	56.4	64.6	67.5	66.1	70.9	70.0	<b>62.4</b>	..	..
Non-custodial orders										
Community supervision/work orders	50.4	33.7	24.9	22.7	22.5	13.6	30.0	<b>26.5</b>	..	..
Monetary orders	4.5	4.1	5.1	3.2	4.9	5.0	—	<b>4.4</b>	..	..
Other non-custodial orders	7.5	5.8	5.4	6.2	6.2	9.0	—	<b>6.3</b>	..	..
Total(b)	62.4	43.6	35.4	32.1	33.6	27.6	30.0	<b>37.3</b>	..	..
Unknown sentence type	0.8	—	—	0.3	0.3	1.5	—	<b>0.3</b>	..	..
Total	100.0	100.0	100.0	100.0	100.0	100.0	100.0	<b>100.0</b>	..	..
<b>Defendants(c)</b>										
Custodial orders										
Custody in corrections	34.4	48.4	58.4	58.1	57.0	56.1	39.4	<b>52.6</b>	..	..
Custody in the community	3.9	3.7	2.3	2.0	2.0	1.1	3.0	<b>2.6</b>	..	..
Fully suspended sentences	10.7	17.5	17.2	20.1	20.0	22.5	13.6	<b>18.1</b>	..	..
Total(a)	49.1	69.7	78.1	80.4	79.5	81.1	59.1	<b>73.7</b>	..	..
Non-custodial orders										
Community supervision/work orders	41.1	22.4	13.9	11.8	11.3	6.8	24.2	<b>17.4</b>	..	..
Monetary orders	3.5	4.2	4.5	4.5	5.0	6.3	10.6	<b>4.6</b>	..	..
Other non-custodial orders	5.7	3.2	3.1	2.9	3.4	4.8	3.0	<b>3.6</b>	..	..
Total(b)	50.3	29.8	21.4	19.2	19.7	17.9	37.9	<b>25.7</b>	..	..
Unknown sentence type	0.6	0.5	0.5	0.4	0.8	1.0	3.0	<b>0.6</b>	..	..
Total	100.0	100.0	100.0	100.0	100.0	100.0	100.0	<b>100.0</b>	..	..

.. not applicable

— nil or rounded to zero (including null cells)

(a) Includes defendants with custodial orders not further defined.

(b) Includes defendants with non-custodial orders not further defined.

(c) Includes organisations and persons with unknown sex.

# TOTAL HIGHER COURTS DEFENDANTS PROVEN GUILTY, Principal offence by principal sentence type by sex

	NUMBER			PROPORTION (%)		
	Males	Females	Defendants(a)	Males	Females	Defendants(a)
ASOC Division and principal sentence type	(no.)	(no.)	(no.)	(%)	(%)	(%)
<b>Homicide and related offences</b>						
Custody in corrections/community	293	31	324	91.0	63.3	87.3
Fully suspended sentences	17	14	31	5.3	28.6	8.4
Non-custodial orders	6	3	9	1.9	6.1	2.4
Total(b)	322	49	371	100.0	100.0	100.0
<b>Acts intended to cause injury</b>						
Custody in corrections/community	1 365	97	1 462	56.2	30.4	53.2
Fully suspended sentences	477	78	555	19.6	24.5	20.2
Non-custodial orders	587	144	731	24.2	45.1	26.6
Total(b)	2 429	319	2 748	100.0	100.0	100.0
<b>Sexual assault and related offences</b>						
Custody in corrections/community	855	11	866	69.6	61.1	69.4
Fully suspended sentences	186	3	189	15.1	16.7	15.2
Non-custodial orders	187	4	191	15.2	22.2	15.3
Total(b)	1 229	18	1 247	100.0	100.0	100.0
<b>Dangerous or negligent acts endangering persons</b>						
Custody in corrections/community	214	14	228	50.4	29.8	48.3
Fully suspended sentences	96	11	107	22.6	23.4	22.7
Non-custodial orders	114	22	136	26.8	46.8	28.8
Total(b)	425	47	472	100.0	100.0	100.0
<b>Abduction and related offences</b>						
Custody in corrections/community	48	4	52	66.7	44.4	64.2
Fully suspended sentences	11	—	11	15.3	—	13.6
Non-custodial orders	12	5	17	16.7	55.6	21.0
Total(b)	72	9	81	100.0	100.0	100.0
<b>Robbery, extortion and related offences</b>						
Custody in corrections/community	1 151	119	1 270	76.7	64.3	75.3
Fully suspended sentences	170	32	202	11.3	17.3	12.0
Non-custodial orders	177	34	211	11.8	18.4	12.5
Total(b)	1 501	185	1 686	100.0	100.0	100.0
<b>Unlawful entry with intent/burglary, break and</b>						
Custody in corrections/community	987	69	1 056	51.5	32.1	49.5
Fully suspended sentences	250	40	290	13.0	18.6	13.6
Non-custodial orders	680	106	786	35.5	49.3	36.9
Total(b)	1 917	215	2 132	100.0	100.0	100.0
<b>Theft and related offences</b>						
Custody in corrections/community	250	39	289	42.4	28.1	39.6
Fully suspended sentences	122	34	156	20.7	24.5	21.4
Non-custodial orders	216	66	282	36.6	47.5	38.7
Total(b)	590	139	729	100.0	100.0	100.0
<b>Deception and related offences</b>						
Custody in corrections/community	325	132	457	46.5	38.5	43.9
Fully suspended sentences	163	83	246	23.3	24.2	23.6
Non-custodial orders	194	120	314	27.8	35.0	30.1
Total(b)	699	343	1 042	100.0	100.0	100.0
<b>Illicit drug offences</b>						
Custody in corrections/community	842	99	941	55.8	39.1	53.4
Fully suspended sentences	362	85	447	24.0	33.6	25.4
Non-custodial orders	302	69	371	20.0	27.3	21.1
Total(b)	1 509	253	1 762	100.0	100.0	100.0

— nil or rounded to zero (including null cells)

(a) Includes organisations and persons with unknown sex.

(b) Total includes custodial orders/non-custodial orders not further defined and defendants proven guilty but for whom sentence type is not known.



# TOTAL HIGHER COURTS DEFENDANTS PROVEN GUILTY, Principal offence by principal sentence type by sex *continued*

	NUMBER			PROPORTION (%)		
	Males	Females	Defendants(a)	Males	Females	Defendants(a)
ASOC Division and principal sentence type	(no.)	(no.)	(no.)	(%)	(%)	(%)
<b>Weapons and explosives offences</b>						
Custody in corrections/community	29	1	30	53.7	50.0	53.6
Fully suspended sentences	13	1	14	24.1	50.0	25.0
Non-custodial orders	12	—	12	22.2	—	21.4
Total(b)	54	2	56	100.0	100.0	100.0
<b>Property damage and environmental pollution</b>						
Custody in corrections/community	164	8	172	48.7	25.0	46.6
Fully suspended sentences	45	8	53	13.4	25.0	14.4
Non-custodial orders	127	16	143	37.7	50.0	38.8
Total(b)	337	32	369	100.0	100.0	100.0
<b>Public order offences</b>						
Custody in corrections/community	53	8	61	31.0	30.8	31.0
Fully suspended sentences	30	5	35	17.5	19.2	17.8
Non-custodial orders	83	12	95	48.5	46.2	48.2
Total(b)	171	26	197	100.0	100.0	100.0
<b>Road traffic and motor vehicle regulatory offences</b>						
Custody in corrections/community	—	1	1	—	100.0	50.0
Fully suspended sentences	1	—	1	100.0	—	50.0
Non-custodial orders	—	—	—	—	—	—
Total(b)	1	1	2	100.0	100.0	100.0
<b>Offences against justice procedures, government security and government operations</b>						
Custody in corrections/community	80	16	96	47.1	23.5	40.3
Fully suspended sentences	50	17	67	29.4	25.0	28.2
Non-custodial orders	40	34	74	23.5	50.0	31.1
Total(b)	170	68	238	100.0	100.0	100.0
<b>Miscellaneous offences</b>						
Custody in corrections/community	117	6	123	50.0	27.3	46.9
Fully suspended sentences	32	3	35	13.7	13.6	13.4
Non-custodial orders	75	12	93	32.1	54.5	35.5
Total(b)	234	22	262	100.0	100.0	100.0
<b>All offence categories(c)</b>						
Custody in corrections/community	6 776	657	7 433	57.8	37.9	55.2
Fully suspended sentences	2 028	414	2 442	17.3	23.9	18.1
Non-custodial orders	2 812	647	3 465	24.0	37.3	25.7
<b>Total(b)</b>	<b>11 733</b>	<b>1 735</b>	<b>13 474</b>	<b>100.0</b>	<b>100.0</b>	<b>100.0</b>

— nil or rounded to zero (including null cells)

(a) Includes organisations and persons with unknown sex.

(b) Total includes custodial orders/non-custodial orders not further defined and defendants proven guilty but for whom sentence type is not known.

(c) Includes defendants for whom offence data are missing or a principal offence could not be determined.

# TOTAL HIGHER COURTS DEFENDANTS PROVEN GUILTY, Principal offence by principal sentence type

ASOC Division and principal sentence type	NSW	Vic.	Qld	SA	WA	Tas.	NT	ACT	Aust.
NUMBER									
<b>Homicide and related offences</b>									
Custody in corrections/community	96	71	70	27	33	11	16	—	324
Fully suspended sentences	11	4	9	2	1	—	4	—	31
Non-custodial orders	3	2	2	—	2	—	—	—	9
<i>Total(a)</i>	116	78	81	29	36	11	20	—	371
<b>Acts intended to cause injury</b>									
Custody in corrections/community	302	168	728	36	122	67	35	4	1 462
Fully suspended sentences	65	97	275	48	37	22	6	5	555
Non-custodial orders	80	85	452	9	66	24	4	11	731
<i>Total(a)</i>	447	350	1 455	93	225	113	45	20	2 748
<b>Sexual assault and related offences</b>									
Custody in corrections/community	194	121	317	34	143	33	21	3	866
Fully suspended sentences	25	38	77	12	25	7	3	2	189
Non-custodial orders	30	23	66	5	53	9	1	4	191
<i>Total(a)</i>	249	182	460	52	221	49	25	9	1 247
<b>Dangerous or negligent acts endangering persons</b>									
Custody in corrections/community	39	19	96	3	58	—	12	1	228
Fully suspended sentences	7	—	73	8	15	—	4	—	107
Non-custodial orders	5	3	110	4	14	—	—	—	136
<i>Total(a)</i>	51	23	279	15	87	—	16	1	472
<b>Abduction and related offences</b>									
Custody in corrections/community	21	19	3	1	7	—	1	—	52
Fully suspended sentences	2	3	2	1	3	—	—	—	11
Non-custodial orders	2	9	2	—	4	—	—	—	17
<i>Total(a)</i>	25	32	7	2	14	—	1	—	81
<b>Robbery, extortion and related offences</b>									
Custody in corrections/community	488	261	257	41	169	26	20	8	1 270
Fully suspended sentences	73	48	36	20	16	1	2	6	202
Non-custodial orders	25	60	31	2	73	13	1	6	211
<i>Total(a)</i>	586	371	324	64	258	40	23	20	1 686
<b>Unlawful entry with intent/burglary, break and enter</b>									
Custody in corrections/community	226	39	370	35	330	37	13	6	1 056
Fully suspended sentences	43	25	100	30	81	5	1	5	290
Non-custodial orders	31	25	286	9	416	19	—	—	786
<i>Total(a)</i>	300	89	756	74	827	61	14	11	2 132
<b>Theft and related offences</b>									
Custody in corrections/community	46	36	144	10	37	13	3	—	289
Fully suspended sentences	6	43	78	7	14	7	—	1	156
Non-custodial orders	13	15	193	—	44	14	—	3	282
<i>Total(a)</i>	65	95	415	18	95	34	3	4	729
<b>Deception and related offences</b>									
Custody in corrections/community	90	51	232	13	41	17	7	6	457
Fully suspended sentences	18	48	151	3	19	4	1	2	246
Non-custodial orders	11	33	241	—	20	7	—	2	314
<i>Total(a)</i>	119	157	624	16	80	28	8	10	1 042
<b>Illicit drug offences</b>									
Custody in corrections/community	354	136	223	35	151	18	20	4	941
Fully suspended sentences	94	52	122	104	50	7	17	1	447
Non-custodial orders	65	8	150	31	101	7	7	2	371
<i>Total(a)</i>	513	198	495	171	302	32	44	7	1 762

— nil or rounded to zero (including null cells)

(a) Total includes custodial orders/non-custodial orders not further defined and defendants proven guilty but for whom sentence type is not known.

# TOTAL HIGHER COURTS DEFENDANTS PROVEN GUILTY, Principal offence by principal sentence type *continued*

ASOC Division and principal sentence type	NSW	Vic.	Qld	SA	WA	Tas.	NT	ACT	Aust.
NUMBER <i>cont.</i>									
<b>Weapons and explosives offences</b>									
Custody in corrections/community	21	—	6	—	3	—	—	—	30
Fully suspended sentences	3	2	4	1	3	1	—	—	14
Non-custodial orders	4	2	4	—	1	1	—	—	12
<b>Total(a)</b>	<b>28</b>	<b>4</b>	<b>14</b>	<b>1</b>	<b>7</b>	<b>2</b>	<b>—</b>	<b>—</b>	<b>56</b>
<b>Property damage and environmental pollution</b>									
Custody in corrections/community	16	30	76	2	15	32	1	—	172
Fully suspended sentences	4	7	25	3	4	8	—	2	53
Non-custodial orders	4	21	85	1	25	6	—	1	143
<b>Total(a)</b>	<b>24</b>	<b>59</b>	<b>186</b>	<b>6</b>	<b>44</b>	<b>46</b>	<b>1</b>	<b>3</b>	<b>369</b>
<b>Public order offences</b>									
Custody in corrections/community	8	31	6	—	14	2	—	—	61
Fully suspended sentences	4	14	7	1	9	—	—	—	35
Non-custodial orders	9	34	25	—	17	8	1	1	95
<b>Total(a)</b>	<b>21</b>	<b>85</b>	<b>38</b>	<b>1</b>	<b>40</b>	<b>10</b>	<b>1</b>	<b>1</b>	<b>197</b>
<b>Road traffic and motor vehicle regulatory offences</b>									
Custody in corrections/community	—	1	—	—	—	—	—	—	1
Fully suspended sentences	—	1	—	—	—	—	—	—	1
Non-custodial orders	—	—	—	—	—	—	—	—	—
<b>Total(a)</b>	<b>—</b>	<b>2</b>	<b>—</b>	<b>—</b>	<b>—</b>	<b>—</b>	<b>—</b>	<b>—</b>	<b>2</b>
<b>Offences against justice procedures, government security and government operations</b>									
Custody in corrections/community	23	3	18	8	34	10	—	—	96
Fully suspended sentences	4	7	11	—	38	6	—	1	67
Non-custodial orders	23	9	6	—	31	3	—	2	74
<b>Total(a)</b>	<b>50</b>	<b>20</b>	<b>35</b>	<b>8</b>	<b>103</b>	<b>19</b>	<b>—</b>	<b>3</b>	<b>238</b>
<b>Miscellaneous offences</b>									
Custody in corrections/community	35	12	27	4	43	—	2	—	123
Fully suspended sentences	2	1	19	7	5	1	—	—	35
Non-custodial orders	7	10	57	1	17	1	—	—	93
<b>Total(a)</b>	<b>44</b>	<b>34</b>	<b>103</b>	<b>12</b>	<b>65</b>	<b>2</b>	<b>2</b>	<b>—</b>	<b>262</b>
<b>All offence categories(b)</b>									
Custody in corrections/community	1 959	998	2 573	249	1 200	266	151	37	7 433
Fully suspended sentences	361	390	989	247	320	69	38	28	2 442
Non-custodial orders	312	339	1 710	62	884	112	14	32	3 465
<b>Total(a)</b>	<b>2 651</b>	<b>1 837</b>	<b>5 272</b>	<b>563</b>	<b>2 404</b>	<b>447</b>	<b>203</b>	<b>97</b>	<b>13 474</b>

— nil or rounded to zero (including null cells)

(a) Total includes custodial orders/non-custodial orders not further defined and defendants proven guilty but for whom sentence type is not known.

(b) Includes defendants for whom offence data are missing or a principal offence could not be determined.

# TOTAL HIGHER COURTS DEFENDANTS PROVEN GUILTY, Principal offence by principal sentence type *continued*

ASOC Division and principal sentence type	NSW	Vic.	Qld	SA	WA	Tas.	NT	ACT	Aust.
PROPORTION (%)									
<b>Homicide and related offences</b>									
Custody in corrections/community	82.8	91.0	86.4	93.1	91.7	100.0	80.0	—	87.3
Fully suspended sentences	9.5	5.1	11.1	6.9	2.8	—	20.0	—	8.4
Non-custodial orders	2.6	2.6	2.5	—	5.6	—	—	—	2.4
Total(a)	100.0	100.0	100.0	100.0	100.0	100.0	100.0	—	100.0
<b>Acts intended to cause injury</b>									
Custody in corrections/community	67.6	48.0	50.0	38.7	54.2	59.3	77.8	20.0	53.2
Fully suspended sentences	14.5	27.7	18.9	51.6	16.4	19.5	13.3	25.0	20.2
Non-custodial orders	17.9	24.3	31.1	9.7	29.3	21.2	8.9	55.0	26.6
Total(a)	100.0	100.0	100.0	100.0	100.0	100.0	100.0	100.0	100.0
<b>Sexual assault and related offences</b>									
Custody in corrections/community	77.9	66.5	68.9	65.4	64.7	67.3	84.0	33.3	69.4
Fully suspended sentences	10.0	20.9	16.7	23.1	11.3	14.3	12.0	22.2	15.2
Non-custodial orders	12.0	12.6	14.3	9.6	24.0	18.4	4.0	44.4	15.3
Total(a)	100.0	100.0	100.0	100.0	100.0	100.0	100.0	100.0	100.0
<b>Dangerous or negligent acts endangering persons</b>									
Custody in corrections/community	76.5	82.6	34.4	20.0	66.7	—	75.0	100.0	48.3
Fully suspended sentences	13.7	—	26.2	53.3	17.2	—	25.0	—	22.7
Non-custodial orders	9.8	13.0	39.4	26.7	16.1	—	—	—	28.8
Total(a)	100.0	100.0	100.0	100.0	100.0	—	100.0	100.0	100.0
<b>Abduction and related offences</b>									
Custody in corrections/community	84.0	59.4	42.9	50.0	50.0	—	100.0	—	64.2
Fully suspended sentences	8.0	9.4	28.6	50.0	21.4	—	—	—	13.6
Non-custodial orders	8.0	28.1	28.6	—	28.6	—	—	—	21.0
Total(a)	100.0	100.0	100.0	100.0	100.0	—	100.0	—	100.0
<b>Robbery, extortion and related offences</b>									
Custody in corrections/community	83.3	70.4	79.3	64.1	65.5	65.0	87.0	40.0	75.3
Fully suspended sentences	12.5	12.9	11.1	31.3	6.2	2.5	8.7	30.0	12.0
Non-custodial orders	4.3	16.2	9.6	3.1	28.3	32.5	4.3	30.0	12.5
Total(a)	100.0	100.0	100.0	100.0	100.0	100.0	100.0	100.0	100.0
<b>Unlawful entry with intent/burglary, break and enter</b>									
Custody in corrections/community	75.3	43.8	48.9	47.3	39.9	60.7	92.9	54.5	49.5
Fully suspended sentences	14.3	28.1	13.2	40.5	9.8	8.2	7.1	45.5	13.6
Non-custodial orders	10.3	28.1	37.8	12.2	50.3	31.1	—	—	36.9
Total(a)	100.0	100.0	100.0	100.0	100.0	100.0	100.0	100.0	100.0
<b>Theft and related offences</b>									
Custody in corrections/community	70.8	37.9	34.7	55.6	38.9	38.2	100.0	—	39.6
Fully suspended sentences	9.2	45.3	18.8	38.9	14.7	20.6	—	25.0	21.4
Non-custodial orders	20.0	15.8	46.5	—	46.3	41.2	—	75.0	38.7
Total(a)	100.0	100.0	100.0	100.0	100.0	100.0	100.0	100.0	100.0
<b>Deception and related offences</b>									
Custody in corrections/community	75.6	32.5	37.2	81.3	51.3	60.7	87.5	60.0	43.9
Fully suspended sentences	15.1	30.6	24.2	18.8	23.8	14.3	12.5	20.0	23.6
Non-custodial orders	9.2	21.0	38.6	—	25.0	25.0	—	20.0	30.1
Total(a)	100.0	100.0	100.0	100.0	100.0	100.0	100.0	100.0	100.0
<b>Illicit drug offences</b>									
Custody in corrections/community	69.0	68.7	45.1	20.5	50.0	56.3	45.5	57.1	53.4
Fully suspended sentences	18.3	26.3	24.6	60.8	16.6	21.9	38.6	14.3	25.4
Non-custodial orders	12.7	4.0	30.3	18.1	33.4	21.9	15.9	28.6	21.1
Total(a)	100.0	100.0	100.0	100.0	100.0	100.0	100.0	100.0	100.0

— nil or rounded to zero (including null cells)

(a) Total includes custodial orders/non-custodial orders not further defined and defendants proven guilty but for whom sentence type is not known.

# TOTAL HIGHER COURTS DEFENDANTS PROVEN GUILTY, Principal offence by principal sentence type *continued*

ASOC Division and principal sentence type	NSW	Vic.	Qld	SA	WA	Tas.	NT	ACT	Aust.
PROPORTION (%) <i>cont.</i>									
<b>Weapons and explosives offences</b>									
Custody in corrections/community	75.0	—	42.9	—	42.9	—	—	—	53.6
Fully suspended sentences	10.7	50.0	28.6	100.0	42.9	50.0	—	—	25.0
Non-custodial orders	14.3	50.0	28.6	—	14.3	50.0	—	—	21.4
<i>Total(a)</i>	100.0	100.0	100.0	100.0	100.0	100.0	—	—	100.0
<b>Property damage and environmental pollution</b>									
Custody in corrections/community	66.7	50.8	40.9	33.3	34.1	69.6	100.0	—	46.6
Fully suspended sentences	16.7	11.9	13.4	50.0	9.1	17.4	—	66.7	14.4
Non-custodial orders	16.7	35.6	45.7	16.7	56.8	13.0	—	33.3	38.8
<i>Total(a)</i>	100.0	100.0	100.0	100.0	100.0	100.0	100.0	100.0	100.0
<b>Public order offences</b>									
Custody in corrections/community	38.1	36.5	15.8	—	35.0	20.0	—	—	31.0
Fully suspended sentences	19.0	16.5	18.4	100.0	22.5	—	—	—	17.8
Non-custodial orders	42.9	40.0	65.8	—	42.5	80.0	100.0	100.0	48.2
<i>Total(a)</i>	100.0	100.0	100.0	100.0	100.0	100.0	100.0	100.0	100.0
<b>Road traffic and motor vehicle regulatory offences</b>									
Custody in corrections/community	—	50.0	—	—	—	—	—	—	50.0
Fully suspended sentences	—	50.0	—	—	—	—	—	—	50.0
Non-custodial orders	—	—	—	—	—	—	—	—	—
<i>Total(a)</i>	—	100.0	—	—	—	—	—	—	100.0
<b>Offences against justice procedures, government security and government operations</b>									
Custody in corrections/community	46.0	15.0	51.4	100.0	33.0	52.6	—	—	40.3
Fully suspended sentences	8.0	35.0	31.4	—	36.9	31.6	—	33.3	28.2
Non-custodial orders	46.0	45.0	17.1	—	30.1	15.8	—	66.7	31.1
<i>Total(a)</i>	100.0	100.0	100.0	100.0	100.0	100.0	—	100.0	100.0
<b>Miscellaneous offences</b>									
Custody in corrections/community	79.5	35.3	26.2	33.3	66.2	—	100.0	—	46.9
Fully suspended sentences	4.5	2.9	18.4	58.3	7.7	50.0	—	—	13.4
Non-custodial orders	15.9	29.4	55.3	8.3	26.2	50.0	—	—	35.5
<i>Total(a)</i>	100.0	100.0	100.0	100.0	100.0	100.0	100.0	—	100.0
<b>All offence categories(b)</b>									
Custody in corrections/community	73.9	54.3	48.8	44.2	49.9	59.5	74.4	38.1	55.2
Fully suspended sentences	13.6	21.2	18.8	43.9	13.3	15.4	18.7	28.9	18.1
Non-custodial orders	11.8	18.5	32.4	11.0	36.8	25.1	6.9	33.0	25.7
<b>Total(a)</b>	<b>100.0</b>	<b>100.0</b>	<b>100.0</b>	<b>100.0</b>	<b>100.0</b>	<b>100.0</b>	<b>100.0</b>	<b>100.0</b>	<b>100.0</b>

— nil or rounded to zero (including null cells)

(a) Total includes custodial orders/non-custodial orders not further defined and defendants proven guilty but for whom sentence type is not known.

(b) Includes defendants for whom offence data are missing or a principal offence could not be determined.

# TOTAL HIGHER COURTS ADJUDICATED DEFENDANTS, Principal offence median duration by adjudication type(a)

	Acquitted	Guilty verdict	Guilty plea	Total
ASOC Division	(weeks)	(weeks)	(weeks)	(weeks)
Homicide and related offences	34.3	52.4	30.0	37.1
Acts intended to cause injury	37.3	43.6	21.8	24.1
Sexual assault and related offences	38.7	51.9	21.3	29.0
Dangerous or negligent acts endangering persons	50.3	32.0	15.3	16.3
Abduction and related offences	56.6	48.4	19.6	27.6
Robbery, extortion and related offences	33.0	44.0	16.9	18.9
Unlawful entry with intent/burglary, break and enter	49.0	47.4	13.1	13.9
Theft and related offences	51.4	48.1	19.1	21.4
Deception and related offences	71.3	57.1	19.2	21.4
Illicit drug offences	43.9	57.6	22.3	25.1
Weapons and explosives offences	np	np	25.4	28.1
Property damage and environmental pollution	37.4	34.6	14.0	16.0
Public order offences	np	44.1	22.7	25.4
Road traffic and motor vehicle regulatory offences	—	np	np	np
Offences against justice procedures, government security and government operations	58.1	61.6	12.1	18.3
Miscellaneous offences	32.4	51.6	19.1	23.9
<b>All offence categories(b)</b>	<b>39.7</b>	<b>48.4</b>	<b>18.6</b>	<b>21.9</b>

— nil or rounded to zero (including null cells)

np not available for publication but included in totals where applicable, unless otherwise indicated

(a) Duration from date of initiation to finalisation.

(b) Includes defendants for whom offence data were missing or principal offence could not be determined.

## TOTAL HIGHER COURTS ADJUDICATED DEFENDANTS, Initial and final plea status

*Initial and final pleas*      NSW      Vic.      Qld      SA      WA      Tas.      NT      ACT      Aust.

## NUMBER

No change in plea									
Not guilty	630	311	na	177	574	133	31	36	na
Guilty	1 152	942	na	127	1 449	98	26	46	na
<b>Total</b>	<b>1 782</b>	<b>1 253</b>	<b>na</b>	<b>304</b>	<b>2 023</b>	<b>231</b>	<b>57</b>	<b>82</b>	<b>na</b>
Change in plea									
Not guilty to guilty	1 125	730	na	302	571	252	169	30	na
Guilty to not guilty	1	7	na	6	22	2	—	—	na
<b>Total</b>	<b>1 126</b>	<b>737</b>	<b>na</b>	<b>308</b>	<b>593</b>	<b>254</b>	<b>169</b>	<b>30</b>	<b>na</b>
<b>Total</b>	<b>2 908</b>	<b>1 990</b>	<b>5 515</b>	<b>612</b>	<b>2 616</b>	<b>485</b>	<b>226</b>	<b>112</b>	<b>14 464</b>

## PROPORTION (%)

No change in plea									
Not guilty	21.7	15.6	na	28.9	21.9	27.4	13.7	32.1	na
Guilty	39.6	47.3	na	20.8	55.4	20.2	11.5	41.1	na
<b>Total</b>	<b>61.3</b>	<b>63.0</b>	<b>na</b>	<b>49.7</b>	<b>77.3</b>	<b>47.6</b>	<b>25.2</b>	<b>73.2</b>	<b>na</b>
Change in plea									
Not guilty to guilty	38.7	36.7	na	49.3	21.8	52.0	74.8	26.8	na
Guilty to not guilty	—	0.4	na	1.0	0.8	0.4	—	—	na
<b>Total</b>	<b>38.7</b>	<b>37.0</b>	<b>na</b>	<b>50.3</b>	<b>22.7</b>	<b>52.4</b>	<b>74.8</b>	<b>26.8</b>	<b>na</b>
<b>Total</b>	<b>100.0</b>	<b>100.0</b>	<b>100.0</b>	<b>100.0</b>	<b>100.0</b>	<b>100.0</b>	<b>100.0</b>	<b>100.0</b>	<b>100.0</b>

## MEDIAN DURATION (WEEKS) (a)

No change in plea									
Not guilty	36.1	48.9	na	48.1	64.1	33.3	56.3	45.4	na
Guilty	15.4	13.3	na	13.1	9.7	7.1	4.9	13.4	na
<b>Total</b>	<b>19.9</b>	<b>16.6</b>	<b>na</b>	<b>30.0</b>	<b>12.4</b>	<b>19.3</b>	<b>34.7</b>	<b>25.7</b>	<b>na</b>
Change in plea									
Not guilty to guilty	30.1	37.1	na	27.0	30.1	22.4	24.1	54.4	na
Guilty to not guilty	np	np	na	np	68.1	np	—	—	na
<b>Total</b>	<b>30.1</b>	<b>37.6</b>	<b>na</b>	<b>27.3</b>	<b>31.7</b>	<b>22.4</b>	<b>24.1</b>	<b>54.4</b>	<b>na</b>
<b>Total</b>	<b>24.3</b>	<b>25.1</b>	<b>21.0</b>	<b>28.2</b>	<b>14.3</b>	<b>21.4</b>	<b>25.2</b>	<b>32.4</b>	<b>21.9</b>

— nil or rounded to zero (including null cells)

na not available

np not available for publication but included in totals where applicable, unless otherwise indicated

(a) Duration from date of initiation to finalisation.

## TOTAL HIGHER COURTS FINALISED DEFENDANTS, Method of finalisation

<i>Method of finalisation</i>	<i>NSW</i>	<i>Vic.</i>	<i>Qld</i>	<i>SA</i>	<i>WA</i>	<i>Tas.</i>	<i>NT</i>	<i>ACT</i>	<i>Aust.</i>
NUMBER									
Adjudicated									
Acquitted	257	153	243	49	212	38	23	15	990
Proven guilty									
Guilty verdict	319	131	329	119	381	97	8	19	1 403
Guilty plea	2 332	1 706	4 943	444	2 023	350	195	78	12 071
Total	2 651	1 837	5 272	563	2 404	447	203	97	13 474
Total	2 908	1 990	5 515	612	2 616	485	226	112	14 464
Non-adjudicated									
Withdrawn	266	84	1 115	192	229	109	30	41	2 066
Other finalisation	30	4	—	17	40	11	—	11	113
Total	296	88	1 115	209	269	120	30	52	2 179
<b>Total</b>	<b>3 204</b>	<b>2 078</b>	<b>6 630</b>	<b>821</b>	<b>2 885</b>	<b>605</b>	<b>256</b>	<b>164</b>	<b>16 643</b>
PROPORTION (%)									
Adjudicated									
Acquitted	8.0	7.4	3.7	6.0	7.3	6.3	9.0	9.1	5.9
Proven guilty									
Guilty verdict	10.0	6.3	5.0	14.5	13.2	16.0	3.1	11.6	8.4
Guilty plea	72.8	82.1	74.6	54.1	70.1	57.9	76.2	47.6	72.5
Total	82.7	88.4	79.5	68.6	83.3	73.9	79.3	59.1	81.0
Total	90.8	95.8	83.2	74.5	90.7	80.2	88.3	68.3	86.9
Non-adjudicated									
Withdrawn	8.3	4.0	16.8	23.4	7.9	18.0	11.7	25.0	12.4
Other finalisation	0.9	0.2	—	2.1	1.4	1.8	—	6.7	0.7
Total	9.2	4.2	16.8	25.5	9.3	19.8	11.7	31.7	13.1
<b>Total</b>	<b>100.0</b>	<b>100.0</b>	<b>100.0</b>	<b>100.0</b>	<b>100.0</b>	<b>100.0</b>	<b>100.0</b>	<b>100.0</b>	<b>100.0</b>
MEDIAN DURATION (WEEKS) (a)									
Adjudicated									
Acquitted	27.3	46.3	33.1	39.1	61.5	31.3	59.6	41.1	39.7
Proven guilty									
Guilty verdict	43.3	53.7	33.4	52.1	65.9	37.3	np	52.7	48.4
Guilty plea	21.6	22.1	19.4	23.1	11.1	16.3	19.9	24.1	18.6
Total	23.9	23.7	20.3	27.0	13.0	20.1	20.7	28.1	20.9
Total	24.3	25.1	21.0	28.2	14.3	21.4	25.2	32.4	21.9
Non-adjudicated									
Withdrawn	23.8	48.7	32.0	11.2	29.4	29.0	35.3	40.9	29.1
Other finalisation	22.0	np	—	37.0	16.1	11.1	—	59.1	22.1
Total	23.7	50.0	32.0	12.6	26.1	28.1	35.3	42.0	28.9
<b>Total</b>	<b>24.1</b>	<b>25.4</b>	<b>22.7</b>	<b>24.9</b>	<b>15.3</b>	<b>22.3</b>	<b>26.6</b>	<b>35.1</b>	<b>22.9</b>
— nil or rounded to zero (including null cells) np not available for publication but included in totals where applicable, unless otherwise indicated (a) Duration from date of initiation to finalisation.									



ASOC Division/subdivision	2001–02			2002–03		
	Males	Females	Defendants(a)	Males	Females	Defendants(a)
NUMBER						
Homicide and related offences						
Murder	146	12	159	162	17	179
Other homicide and related offences	265	40	305	232	40	272
Total	411	52	464	394	57	451
Acts intended to cause injury	2 738	365	3 104	2 637	339	2 976
Sexual assault and related offences	1 569	16	1 585	1 542	25	1 567
Dangerous or negligent acts endangering persons	367	36	403	434	49	483
Abduction and related offences	96	14	110	88	9	97
Robbery, extortion and related offences	1 788	234	2 022	1 560	191	1 751
Unlawful entry with intent/burglary, break and enter	1 985	221	2 206	1 953	218	2 171
Theft and related offences	667	150	818	608	143	751
Deception and related offences						
Fraud, forgery or false financial instruments	398	160	561	357	173	530
Dishonest conversion	292	139	431	281	155	436
Other deception and related offences	94	23	117	91	20	111
Total	784	322	1 109	729	348	1 077
Illicit drug offences						
Import or export illicit drugs	60	10	72	55	4	59
Deal or traffic in illicit drugs	1 291	227	1 518	1 190	220	1 410
Manufacture or cultivate illicit drugs	283	32	315	236	23	259
Other illicit drugs(b)	85	27	112	69	12	81
Total	1 719	296	2 017	1 550	259	1 809
Weapons and explosives offences	58	2	60	57	2	59
Property damage and environmental pollution	323	44	367	351	34	385
Public order offences	174	21	195	176	29	205
Road traffic and motor vehicle regulatory offences	1	—	1	1	1	2
Offences against justice procedures, government security and government operations	224	56	280	185	72	257
Miscellaneous offences	312	34	347	258	23	289
<b>All offence categories(c)</b>	<b>13 342</b>	<b>1 878</b>	<b>15 229</b>	<b>12 644</b>	<b>1 811</b>	<b>14 464</b>

— nil or rounded to zero (including null cells)

(c) Includes defendants for whom offence data are missing or a principal offence could not be determined.

(a) Includes organisations and persons with unknown sex.

(b) Includes Subdivision 104 (Possess and/or use illicit drugs).

ASOC Division/subdivision	2001–02			2002–03		
	Males	Females	Defendants(a)	Males	Females	Defendants(a)
PROPORTION (%)						
Homicide and related offences						
Murder	1.1	0.6	1.0	1.3	0.9	1.2
Other homicide and related offences	2.0	2.1	2.0	1.8	2.2	1.9
Total	3.1	2.8	3.0	3.1	3.1	3.1
Acts intended to cause injury	20.5	19.4	20.4	20.9	18.7	20.6
Sexual assault and related offences	11.8	0.9	10.4	12.2	1.4	10.8
Dangerous or negligent acts endangering persons	2.8	1.9	2.6	3.4	2.7	3.3
Abduction and related offences	0.7	0.7	0.7	0.7	0.5	0.7
Robbery, extortion and related offences	13.4	12.5	13.3	12.3	10.5	12.1
Unlawful entry with intent/burglary, break and enter	14.9	11.8	14.5	15.4	12.0	15.0
Theft and related offences	5.0	8.0	5.4	4.8	7.9	5.2
Deception and related offences						
Fraud, forgery or false financial instruments	3.0	8.5	3.7	2.8	9.6	3.7
Dishonest conversion	2.2	7.4	2.8	2.2	8.6	3.0
Other deception and related offences	0.7	1.2	0.8	0.7	1.1	0.8
Total	5.9	17.1	7.3	5.8	19.2	7.4
Illicit drug offences						
Import or export illicit drugs	0.4	0.5	0.5	0.4	0.2	0.4
Deal or traffic in illicit drugs	9.7	12.1	10.0	9.4	12.1	9.7
Manufacture or cultivate illicit drugs	2.1	1.7	2.1	1.9	1.3	1.8
Other illicit drugs(b)	0.6	1.4	0.7	0.5	0.7	0.6
Total	12.9	15.8	13.2	12.3	14.3	12.5
Weapons and explosives offences	0.4	0.1	0.4	0.5	0.1	0.4
Property damage and environmental pollution	2.4	2.3	2.4	2.8	1.9	2.7
Public order offences	1.3	1.1	1.3	1.4	1.6	1.4
Road traffic and motor vehicle regulatory offences	—	—	—	—	0.1	—
Offences against justice procedures, government security and government operations	1.7	3.0	1.8	1.5	4.0	1.8
Miscellaneous offences	2.3	1.8	2.3	2.0	1.3	2.0
<b>All offence categories(c)</b>	<b>100.0</b>	<b>100.0</b>	<b>100.0</b>	<b>100.0</b>	<b>100.0</b>	<b>100.0</b>

— nil or rounded to zero (including null cells)

(a) Includes organisations and persons with unknown sex.

(b) Includes Subdivision 104 (Possess and/or use illicit drugs).

(c) Includes defendants for whom offence data are missing or a principal offence could not be determined.

Principal sentence type	2001–02			2002–03		
	Defendants (no.)	Proportion (%)	Median age (years)	Defendants (no.)	Proportion (%)	Median age (years)
NSW						
Custodial orders						
Custody in corrections	2 056	73.8	29.0	1 955	73.7	29.0
Custody in the community	9	0.3	np	4	0.2	np
Fully suspended sentences	335	12.0	28.0	361	13.6	28.0
Total(b)	2 400	86.1	29.0	2 320	87.5	29.0
Non-custodial orders						
Community supervision/work orders	141	5.1	25.0	112	4.2	26.0
Monetary orders	20	0.7	32.5	22	0.8	34.0
Other non-custodial orders	205	7.4	30.0	178	6.7	28.0
Total(c)	366	13.1	28.0	312	11.8	28.0
Unknown sentence type	21	0.8	33.0	19	0.7	25.5
<b>Total</b>	<b>2 787</b>	<b>100.0</b>	<b>29.0</b>	<b>2 651</b>	<b>100.0</b>	<b>29.0</b>
Vic.						
Custodial orders						
Custody in corrections	988	56.3	29.0	970	52.8	31.0
Custody in the community	54	3.1	26.0	28	1.5	26.0
Fully suspended sentences	340	19.4	31.0	390	21.2	32.0
Total(b)	1 438	82.0	29.0	1 440	78.4	31.0
Non-custodial orders						
Community supervision/work orders	173	9.9	21.0	216	11.8	21.0
Monetary orders	38	2.2	32.0	55	3.0	30.0
Other non-custodial orders	77	4.4	25.0	67	3.6	24.0
Total(c)	288	16.4	23.0	339	18.5	22.0
Unknown sentence type	28	1.6	37.0	58	3.2	32.0
<b>Total</b>	<b>1 754</b>	<b>100.0</b>	<b>29.0</b>	<b>1 837</b>	<b>100.0</b>	<b>30.0</b>
QLD						
Custodial orders						
Custody in corrections	2 556	44.2	29.0	2 261	42.9	30.0
Custody in the community	—	—	—	312	5.9	23.0
Fully suspended sentences	1 068	18.5	31.0	989	18.8	30.0
Total(b)	3 624	62.6	29.0	3 562	67.6	29.0
Non-custodial orders						
Community supervision/work orders	1 650	28.5	23.0	1 234	23.4	23.0
Monetary orders	336	5.8	30.0	325	6.2	29.0
Other non-custodial orders	173	3.0	30.0	151	2.9	30.0
Total(c)	2 159	37.3	25.0	1 710	32.4	24.0
Unknown sentence type	4	0.1	np	—	—	—
<b>Total</b>	<b>5 787</b>	<b>100.0</b>	<b>28.0</b>	<b>5 272</b>	<b>100.0</b>	<b>28.0</b>

— nil or rounded to zero (including null cells)

np not available for publication but included in totals where applicable, unless otherwise indicated

(a) Includes organisations and persons with unknown sex.

(b) Includes defendants with custodial orders not further defined.

(c) Includes defendants with non-custodial orders not further defined.

Principal sentence type	2001-02			2002-03		
	Defendants (no.)	Proportion (%)	Median age (years)	Defendants (no.)	Proportion (%)	Median age (years)
SA						
Custodial orders						
Custody in corrections	355	47.9	31.0	249	44.2	32.0
Custody in the community	—	—	—	—	—	—
Fully suspended sentences	303	40.9	29.0	247	43.9	30.0
Total(b)	658	88.8	30.0	496	88.1	31.0
Non-custodial orders						
Community supervision/work orders	9	1.2	np	5	0.9	np
Monetary orders	31	4.2	38.0	27	4.8	32.0
Other non-custodial orders	43	5.8	30.0	30	5.3	27.0
Total(c)	83	11.2	32.0	62	11.0	30.0
Unknown sentence type	—	—	—	5	0.9	np
<b>Total</b>	<b>741</b>	<b>100.0</b>	<b>30.0</b>	<b>563</b>	<b>100.0</b>	<b>31.0</b>
WA						
Custodial orders						
Custody in corrections	1 185	50.5	28.0	1 200	49.9	28.0
Custody in the community	—	—	—	—	—	—
Fully suspended sentences	280	11.9	29.0	320	13.3	29.0
Total(b)	1 465	62.5	28.0	1 520	63.2	28.0
Non-custodial orders						
Community supervision/work orders	713	30.4	22.0	716	29.8	23.0
Monetary orders	147	6.3	32.0	136	5.7	31.0
Other non-custodial orders	20	0.9	31.0	32	1.3	27.5
Total(c)	880	37.5	23.0	884	36.8	24.0
Unknown sentence type	—	—	—	—	—	—
<b>Total</b>	<b>2 345</b>	<b>100.0</b>	<b>26.0</b>	<b>2 404</b>	<b>100.0</b>	<b>27.0</b>
Tas.						
Custodial orders						
Custody in corrections	202	62.3	26.0	266	59.5	28.0
Custody in the community	—	—	—	—	—	—
Fully suspended sentences	46	14.2	28.0	69	15.4	31.0
Total(b)	248	76.5	27.0	335	74.9	28.0
Non-custodial orders						
Community supervision/work orders	41	12.7	21.0	63	14.1	23.0
Monetary orders	13	4.0	36.0	37	8.3	32.0
Other non-custodial orders	21	6.5	23.0	12	2.7	21.5
Total(c)	75	23.1	24.0	112	25.1	25.0
Unknown sentence type	1	0.3	np	—	—	—
<b>Total</b>	<b>324</b>	<b>100.0</b>	<b>26.0</b>	<b>447</b>	<b>100.0</b>	<b>27.0</b>
— nil or rounded to zero (including null cells) np not available for publication but included in totals where applicable, unless otherwise indicated (a) Includes organisations and persons with unknown sex. (b) Includes defendants with custodial orders not further defined. (c) Includes defendants with non-custodial orders not further defined.						

Principal sentence type	2001-02			2002-03		
	Defendants (no.)	Proportion (%)	Median age (years)	Defendants (no.)	Proportion (%)	Median age (years)
NT						
Custodial orders						
Custody in corrections	182	78.8	27.0	149	73.4	30.0
Custody in the community	—	—	—	2	1.0	np
Fully suspended sentences	44	19.0	35.0	38	18.7	35.5
Total(b)	226	97.8	29.0	189	93.1	31.0
Non-custodial orders						
Community supervision/work orders	—	—	—	—	—	—
Monetary orders	—	—	—	1	0.5	np
Other non-custodial orders	5	2.2	np	13	6.4	22.0
Total(c)	5	2.2	np	14	6.9	25.0
Unknown sentence type	—	—	—	—	—	—
<b>Total</b>	<b>231</b>	<b>100.0</b>	<b>29.0</b>	<b>203</b>	<b>100.0</b>	<b>31.0</b>

ACT						
Custodial orders						
Custody in corrections	52	50.0	27.5	37	38.1	30.0
Custody in the community	—	—	—	—	—	—
Fully suspended sentences	32	30.8	27.5	28	28.9	28.0
Total(b)	84	80.8	27.5	65	67.0	30.0
Non-custodial orders						
Community supervision/work orders	5	4.8	np	1	1.0	np
Monetary orders	10	9.6	27.0	23	23.7	28.0
Other non-custodial orders	3	2.9	np	8	8.2	np
Total(c)	18	17.3	24.0	32	33.0	27.0
Unknown sentence type	2	1.9	np	—	—	—
<b>Total</b>	<b>104</b>	<b>100.0</b>	<b>27.0</b>	<b>97</b>	<b>100.0</b>	<b>29.0</b>

Aust.						
Custodial orders						
Custody in corrections	7 576	53.8	29.0	7 087	52.6	29.0
Custody in the community	63	0.4	26.0	346	2.6	24.0
Fully suspended sentences	2 448	17.4	30.0	2 442	18.1	30.0
Total(b)	10 143	72.1	29.0	9 927	73.7	29.0
Non-custodial orders						
Community supervision/work orders	2 732	19.4	23.0	2 347	17.4	23.0
Monetary orders	595	4.2	31.0	626	4.6	30.0
Other non-custodial orders	547	3.9	29.0	491	3.6	28.0
Total(c)	3 874	27.5	25.0	3 465	25.7	24.0
Unknown sentence type	56	0.4	35.0	82	0.6	31.0
<b>Total</b>	<b>14 073</b>	<b>100.0</b>	<b>28.0</b>	<b>13 474</b>	<b>100.0</b>	<b>28.0</b>

— nil or rounded to zero (including null cells)

np not available for publication but included in totals where applicable, unless otherwise indicated

(a) Includes organisations and persons with unknown sex.

(b) Includes defendants with custodial orders not further defined.

(c) Includes defendants with non-custodial orders not further defined.

## TOTAL HIGHER COURTS FINALISED DEFENDANTS, 1996-97 to 2002-03, by court level

<i>Court level and state/territory</i>	1996-97	1997-98	1998-99	1999-2000	2000-01	2001-02	2002-03(a)
NUMBER							
<b>Supreme court</b>							
NSW	90	85	123	127	146	136	102
Vic.	72	75	100	115	92	91	93
Qld	743	813	776	856	785	754	693
SA	121	114	69	74	70	51	60
WA	298	263	238	213	226	192	236
Tas.	322	337	611	749	441	486	605
NT	206	311	288	268	404	262	256
ACT	150	138	161	190	205	171	164
Aust.	2 002	2 136	2 366	2 592	2 369	2 143	2 209
<b>Intermediate court(b)</b>							
NSW	3 494	3 876	4 063	4 173	3 771	3 518	3 102
Vic.	1 559	1 662	1 877	2 162	2 055	1 902	1 985
Qld	5 521	5 664	6 819	6 523	6 147	6 476	5 937
SA	1 178	890	874	862	858	1 080	761
WA	1 930	2 455	2 655	2 900	2 829	2 878	2 649
Aust.	13 682	14 547	16 288	16 620	15 660	15 854	14 434
<b>Total higher courts</b>							
NSW	3 584	3 961	4 186	4 300	3 917	3 654	3 204
Vic.	1 631	1 737	1 977	2 277	2 147	1 993	2 078
Qld	6 264	6 477	7 595	7 379	6 932	7 230	6 630
SA	1 299	1 004	943	936	928	1 131	821
WA	2 228	2 718	2 893	3 113	3 055	3 070	2 885
Tas.	322	337	611	749	441	486	605
NT	206	311	288	268	404	262	256
ACT	150	138	161	190	205	171	164
Aust.	15 684	16 683	18 654	19 212	18 029	17 997	16 643
MEDIAN DURATION (WEEKS) (c)							
<b>Supreme court</b>							
NSW	71.1	76.4	77.1	74.9	56.1	38.4	44.7
Vic.	28.9	41.8	40.1	34.6	41.6	35.7	42.1
Qld	26.0	21.6	19.4	20.9	20.9	22.4	26.3
SA	35.6	36.5	34.9	30.9	42.1	46.1	41.3
WA	16.4	15.1	14.9	15.7	14.3	17.1	15.9
Tas.	13.9	14.4	15.1	14.4	14.6	20.1	22.3
NT	21.1	31.8	21.4	18.1	18.1	17.0	26.6
ACT	16.6	21.8	26.9	33.1	33.1	34.1	35.1
Aust.	22.3	22.9	20.3	21.0	21.1	23.0	26.7
<b>Intermediate court(b)</b>							
NSW	30.0	31.7	34.3	32.3	23.9	21.0	23.6
Vic.	22.0	20.4	22.3	22.6	21.9	23.0	25.0
Qld	16.4	18.9	19.0	20.6	21.9	20.4	22.4
SA	20.1	19.4	19.9	18.3	20.3	19.7	24.0
WA	12.4	12.1	12.7	14.6	14.7	13.0	15.1
Aust.	19.3	21.1	21.4	22.3	21.3	20.0	22.3
<b>Total higher courts</b>							
NSW	30.7	32.3	35.3	33.0	24.4	21.3	24.1
Vic.	22.9	21.4	23.3	23.4	23.0	23.3	25.4
Qld	17.3	19.1	19.0	20.6	21.7	20.7	22.7
SA	20.9	20.3	21.0	19.3	21.3	20.1	24.9
WA	13.0	12.6	13.0	14.7	14.6	13.1	15.3
Tas.	13.9	14.1	15.1	14.4	14.6	20.1	22.3
NT	21.1	31.8	21.4	18.1	18.1	17.0	26.6
ACT	16.6	21.8	26.9	33.1	33.1	34.1	35.1
Aust.	19.7	21.3	21.3	22.1	21.3	20.3	22.9

(a) Excludes defendants finalised by a bench warrant being issued (see Explanatory Notes paragraph 27).

(b) There is no Intermediate Court in Tasmania, Northern Territory or Australian Capital Territory.

(c) Duration from date of initiation to finalisation. The exclusion of bench warrants (see Explanatory Note paragraph 27) may contribute to an increase in duration for 2002-03.

## EXPLANATORY NOTES

### INTRODUCTION

- 1** This publication presents information, relating to the criminal jurisdiction of the Higher Courts (Supreme and Intermediate Courts) and Magistrates' Courts in each state and territory, which is sourced from the national Criminal Courts collection conducted by the Australian Bureau of Statistics (ABS). The criminal jurisdiction of the courts is responsible for the trial and sentencing of persons and organisations charged with criminal offences.
- 2** The aim of the Criminal Courts collection is to provide comparable statistics for the states and territories and for Australia on the characteristics of defendants dealt with by the Criminal Courts. This includes information on the offences and sentences associated with those defendants, as well as some general information on the management of court workloads.
- 3** In order to ensure consistency between the states and territories, the statistics have been compiled according to national standards and classifications. These have been developed by the National Criminal Courts Statistics Unit (NCCSU) of the ABS.
- 4** The NCCSU was established in 1994 following an initiative of the Standing Committee of Attorneys-General. The NCCSU is jointly funded by state and territory courts agencies, the Commonwealth Attorney-General's Department and the ABS. It reports to a Board of Management consisting of representatives of the funding parties, and receives technical advice from an Advisory Group of expert users of criminal justice statistics. The NCCSU is also supported by the Court Practitioners' Group.
- 5** Due to differing scope and counting rules the data in this publication may not be comparable to data published in other national and state/territory publications.
- 6** Given the high degree of conceptual complexity in the operation of the courts systems in Australia, and the variation in the capacity of the states and territories to supply statistical information, a staged approach has been adopted for the development and conduct of the Criminal Courts collection.
- 7** This publication presents results from the first, second and third stages of the collection. Stage 1 information relates to criminal cases heard in the Supreme and Intermediate Courts. This includes statistics on the number of defendants initiated and finalised as well as information on the characteristics of defendants. Stage 2 information relates to offences and sentence types associated with defendants who are finalised by adjudication in the Higher Criminal Courts. Stage 3 information, which currently is considered to be experimental (see paragraphs 45–47 for further information), relates to defendants finalised in the Magistrates' Criminal Courts and their characteristics, including offences and sentence types for adjudicated defendants.

### DATA SOURCE

- 8** National statistics are derived from data in respect of each defendant provided to the ABS by the state and territory agencies responsible for courts administration. This is for defendants processed in the Higher Criminal and Magistrates' Criminal Courts. The ABS receives these data directly from these agencies in all states and territories except for Queensland (where it is supplied via the Office of Economic and Statistical Research), and New South Wales (where, for the first time, it is being supplied via the Bureau of Crime Statistics and Research this year).
- 9** Standardisation of data requires the states and territories to provide data coded according to national classifications and standards. Higher Criminal Courts data have been provided in a standardised format for the 2002–03 reference period by all states and territories excluding Tasmania. Tasmania did not provide standardised data for the offence and sentence type data items. This is the first time that standardised data have been provided by New South Wales and the Northern Territory. All other states and the Australian Capital Territory provided standardised data for the first time in the 2001–02

## EXPLANATORY NOTES *continued*

### DATA SOURCE *continued*

reference period. Prior to this the NCCSU received the data coded to local classifications and standards and undertook the required processes to standardise these data.

**10** For states and territories other than Victoria and Tasmania, data on offences and sentence types were obtained from the same source that supplied data on defendants. For Victoria, the offence and sentence type data for adjudicated defendants in the Higher Criminal Courts were derived from two sources. For defendants with offences proven guilty, the offence and sentence type information was derived from the Higher Courts sentencing database. These data were matched to the defendant records obtained from the primary source for Victorian data. There was incomplete coverage of defendants proven guilty in the Victorian Higher Courts sentencing database, and therefore offence details for some defendants were unavailable. Tasmanian Higher Criminal Courts offence and sentence type information was sourced from the Tasmanian sentencing database and matched back to the original source data.

### SCOPE

#### *Higher Criminal Courts*

**11** The Higher Criminal Courts collection includes defendants initiated and finalised in the original jurisdiction (see Glossary) of the Supreme and Intermediate Courts in Australia during the reference period 1 July 2002–30 June 2003.

**12** Details of finalisation for all defendants who enter the Higher Criminal Courts are presented. The details of finalisation include the date of finalisation, method of finalisation, and offence and sentence type details for adjudicated defendants. Details of initiation for all defendants who enter the Higher Criminal Courts are available as special data services. For further information regarding the availability of companion data contact the National Information Referral Service on 1300 135 070.

#### *Magistrates' Criminal Courts*

**13** Data on defendants finalised in the criminal jurisdiction of the Magistrates' Courts have been included in this publication, following their inclusion for the first time in *Criminal Courts, Australia 2001–02* (cat. no. 4513.0). However, due to data quality issues they are labelled as 'experimental' (see paragraphs 45–47). These data include all defendants finalised in the Magistrates' Criminal Courts in Victoria, Queensland, South Australia, Western Australia, and the Australian Capital Territory.

**14** Data on defendants finalised in the Magistrates' Criminal Courts in Tasmania are restricted to Southern Tasmanian Magistrates' Criminal Courts. A new recording system was implemented during the reference period for areas outside of Southern Tasmania (see paragraph 47). Data on defendants finalised in the Magistrates' Criminal Courts in New South Wales do not include defendants finalised by committal or transfer to a Higher Court as this data are currently not available.

#### *Exclusions*

**15** The Magistrates' Criminal Court and Higher Criminal Court data exclude cases heard in the criminal jurisdiction of the courts which do not require the adjudication of charges (e.g. bail reviews and applications to amend sentence or penalty). Also excluded are breach of bond cases, appeal cases and tribunal matters.

**16** The Magistrates' Criminal Court data exclude defendants finalised in the Childrens' Courts, Drug Courts, Electronic Courts, Family Violence Courts and Koori Courts.

### REFERENCE PERIOD

**17** The statistics in this collection relate to defendants who had criminal cases initiated or finalised within the Higher Criminal Courts and/or were finalised in the Magistrates' Criminal Courts during the reference period 1 July 2002–30 June 2003.

**18** A historical summary of the number of defendants finalised in the Higher Criminal Courts for the years 1996–97 through to 2002–03 is provided in table 11.



## EXPLANATORY NOTES *continued*

### COUNTING UNIT

**19** The principal counting unit for the Criminal Courts collection is the defendant. A defendant is a person or organisation against whom one or more criminal charges have been laid and which are heard together as the one unit of work by a court at a particular level. It should be noted that the Criminal Courts collection does not enumerate individual persons or organisations. If a person or organisation is a defendant in a number of criminal cases active within the courts during the reference period, this person or organisation will be counted more than once within that reference period.

### CLASSIFICATIONS

**20** The national classifications used to collect and produce data on defendants in the Criminal Courts are:

- Method of finalisation (see Appendix 2)
- Australian Standard Offence Classification (ASOC) (see Appendix 3)
- National Offence Index (see Appendix 4)
- Sentence type (see Appendix 5).

**21** The classifications provide a framework for classifying criminal court information for statistical purposes and ensuring that data are compiled on a consistent basis across states and territories. The classifications are hierarchical and allow for different levels of detail to be recorded depending on the level of detail in the source information. Associated with each classification are coding rules which ensure that the counting of information is consistent across states and territories.

### COUNTING METHODOLOGY

#### *Transfer between Higher Criminal Court levels*

**22** Defendants who transfer from one Higher Criminal Court level to another are considered as initiated only once (in the level they first entered) and finalised only once (from the level they finally left).

#### *Transfer between Magistrates' Criminal and Higher Criminal Court levels*

**23** Defendants who transfer from the Magistrates' Criminal Court level to the Higher Criminal Court level are considered as initiated twice (once in each of these levels) and finalised twice (once in each level). Defendants may have some charges finalised in the Magistrates' Criminal Courts whilst other charges are committed to the Higher Criminal Courts. A defendant in this situation would be counted in the Magistrates' Criminal Courts data and the Higher Criminal Courts data.

#### *Plea*

**24** Plea describes the defendant's formal response to a specific charge (see Glossary). A defendant's plea on each charge is entered during a court hearing and may change during the course of criminal proceedings. If a defendant has multiple charges, there may be different pleas for each charge. This collection presents an aggregated plea in which only one plea code is applied to the defendant. The rules for recording a plea are:

- the plea for a defendant is 'not guilty' whenever the plea to one or more charges is not guilty, no plea, plea reserved, or other defended plea
- the plea for a defendant is 'guilty' only when the plea to all charges is guilty.

**25** The Criminal Courts collection records plea information at the initiation of each case in the Higher Criminal Courts, and at the finalisation of each case in the Magistrates' Criminal and Higher Criminal Courts levels. Initial plea determines the judicial process (i.e. trial or sentence) scheduled for the defendant. The final plea is the last plea to be entered in the court level and reflects the judicial process that was ultimately used for the defendant.

#### *Method of finalisation*

**26** Method of finalisation describes how a criminal charge is concluded by a court level. For the purposes of the Criminal Courts collection, one method of finalisation is applied to each defendant within the Magistrates' Criminal Courts and each defendant within the Higher Criminal Courts.

## EXPLANATORY NOTES *continued*

### *Method of finalisation continued*

**27** As part of the original ABS Higher Criminal Courts collection, a bench warrant issued was considered a method of finalisation. For the 2002–03 reference period, this is no longer considered a method of finalisation for a defendant in the Higher Criminal Courts (in 2001–02 there were 443 defendants with a method of finalisation of bench warrant issued, representing 2% of total finalised defendants). This aligns with the Magistrates' Criminal Courts which do not include a bench warrant issued as a method of finalisation.

**28** Defendants who are referred to a Mental Health Review Tribunal (e.g. for determination of fitness for trial) are not considered to be finalised.

### *Higher Criminal Courts*

**29** Where a defendant finalised in a Higher Criminal Court has multiple charges and these have different methods of finalisation, the defendant method of finalisation code is determined by the following order of precedence:

- defendant deceased
- unfit to plead
- not guilty on grounds of insanity
- guilty finding by court
- charge proven n.f.d.
- guilty plea by defendant
- acquitted by court
- charge unproven n.f.d.
- transfer from a Higher Court to a Court of Summary Jurisdiction
- other transfer between court levels
- withdrawn by prosecution
- other non-adjudicated method of finalisation.

### *Magistrates' Criminal Courts*

**30** Where a defendant finalised in a Magistrates' Criminal Court has multiple charges and these have different methods of finalisation, the defendant method of finalisation code is determined by the following order of precedence:

- defendant deceased
- unfit to plead
- not guilty on grounds of insanity
- guilty finding by court
- charge proven n.f.d.
- guilty plea by defendant
- acquitted by court
- charge unproven n.f.d.
- committed for trial
- committed for trial n.f.d.
- committed for sentence
- non-committed transfer from a Court of Summary Jurisdiction to a Higher Court
- other transfer between court levels
- withdrawn by prosecution
- other non-adjudicated method of finalisation.

### *Merging counting units*

**31** Where a person/organisation is a defendant in more than one case within the Higher Criminal Courts and their cases are finalised on the same date, in the same court level and in the same court location, their defendant records will be merged and counted as single defendant record. This merging rule is also used for defendants finalised in the Magistrates' Criminal Courts.

## EXPLANATORY NOTES *continued*

### *Merging counting units continued*

**32** Prior to the 2002–03 reference period in the Higher Criminal Courts merging utilised the rules in paragraph 31, in addition merging only occurred when at least two of the following conditions were met:

- the date of initiation was the same
- the method of initiation was the same
- and/or the method of finalisation was the same.

### *Principal offence adjudicated*

**33** Principal offence is only calculated for adjudicated defendants. The scope of charges considered for the purposes of determining the principal offence adjudicated are those where the defendant has pleaded guilty or the court has made a decision as to whether or not the defendant is guilty (i.e. charges that have an adjudicated method of finalisation). Thus, charges that have been transferred to another level of court, together with those that are withdrawn or dealt with by some other non-adjudicated method, are not considered for the purposes of determining the principal offence adjudicated.

**34** For a defendant who has a method of finalisation of proven guilty (resulting from a guilty verdict or guilty plea), the principal offence is selected from the charge(s) proven guilty (i.e. acquitted charges are not considered). For a defendant who has a method of finalisation of acquitted, the principal offence is selected from the charge(s) acquitted.

**35** Where a defendant has a single proven guilty or acquitted charge the principal offence is the relevant ASOC code (see paragraph 37) associated with the adjudicated charge.

**36** Where a defendant has a method of finalisation of proven guilty with multiple charges proven guilty, or where a defendant has a method of finalisation of acquitted with multiple charges acquitted, the principal offence is selected by applying the National Offence Index (see paragraph 38) to these charges. The principal offence is determined as the adjudicated charge with the highest ranked ASOC Group in the Index. Where the defendant has an adjudicated charge but is unable to receive an Index ranking (due to missing offence information or the offence mapped to an ASOC code is not included in the Index) the principal offence is coded to 'not able to be determined'.

### *Australian Standard Offence Classification (ASOC)*

**37** Offence data have been coded to the ASOC on the basis of mappings of state/territory legislative codes undertaken by various agencies within those states and territories. The ABS has not undertaken any systematic checks to assess the quality of the ASOC coding for the charges adjudicated in the Criminal Courts. Amendments to the ASOC codes have only been made in very limited cases where erroneous codes were identified as part of the edit checks applied to the final data.

### *National Offence Index (NOI)*

**38** The National Offence Index (see Appendix 4) is a ranking of all ASOC Groups and selected supplementary ASOC codes (ASOC Divisions and/or ASOC Subdivisions). This ranking is based on the concept of seriousness, with a ranking of 1 relating to the ASOC code containing the most serious offence. In developing this Index, the ranking of offences was analysed using the 2000–01 Higher Criminal Courts data. The results indicated that the Index produced principal offence output that aligned with that produced using the 2000–01 Principal Offence rules which were based on actual sentences handed down in the Higher Criminal Courts in the 2000–01 reference period. In addition, the Index resulted in significant data quality improvements with the proportion of adjudicated defendants for whom a principal offence was unable to be determined reducing from a national average of 17% in 2000–01 to 3% in 2001–02 using the Index.

## EXPLANATORY NOTES *continued*

### *National Offence Index (NOI) continued*

**39** The assumptions and rules underpinning the NOI, in particular defining 'offence seriousness' and the subsequent impact of this definition on the ranking of offences, need to be considered when using the principal offence data in this publication. However, it is important to note that these technical issues are only of practical significance where a choice must be made between output categories (see paragraph 40). For example, although some Sexual assault and related offences are ranked ahead of Illicit drug and related offences, they are unlikely to co-occur. For further information regarding the development of the NOI please refer to Appendix 5 in Criminal Courts, Australia 2001–02.

**40** The principal offence for each adjudicated defendant is aggregated and published at the ASOC Division level for selected tables, and at the more detailed ASOC subdivision level (including the ASOC Group of Breach of domestic violence orders) for other tables.

### *Principal sentence type*

**41** Within this publication, defendants who are proven guilty have sentence type information reported against them at the defendant level. This is usually, though not necessarily, the sentence associated with the principal offence. A defendant can receive a single sentence for a single offence proven guilty, a single offence for multiple offences proven guilty, multiple sentences due to multiple offences proven guilty and/or multiple sentences assigned to the one offence proven guilty. Where a defendant has multiple sentences the principal sentence type is selected by applying the hierarchy of the Sentence Type Classification (see Appendix 5).

### DATA COMPARABILITY

**42** The Criminal Courts collection has been designed to facilitate comparisons of states and territories through the application of common national statistical standards. However, some remaining legislative and processing differences may limit the degree to which the statistics are comparable across the states and territories. Differences may also arise as a result of other factors, including refinements in data quality procedures and modifications in the systems used to obtain and compile the figures.

**43** To ensure that the statistics are as reliable as possible the ABS has employed a number of measures. A range of edit checks identify any erroneous data and these are queried and resolved by the ABS in consultation with the relevant state or territory representative. The final data are also checked against other available data sources, such as state and territory court statistics and annual reports produced by the court administration agencies and the Offices of the Directors of Public Prosecutions.

**44** Data quality control checks will continue to be reviewed and modified as the Criminal Courts collection evolves. Data availability and quality will also improve as the states and territories further develop and improve their court operational systems.

### EXPERIMENTAL DATA

**45** The Magistrates' Criminal Court data included in this issue have not been subjected to the same type of validation processes that are applied to the other data presented in this publication and are thus being labelled as 'experimental'. The work undertaken by the ABS on incorporating Magistrates' Criminal Court data into this national collection has focussed on identifying the scope of defendants finalised in the Magistrates' Criminal Courts and characteristics of these defendants.

**46** There are data quality issues which have impacted on the data published for the Magistrates' Criminal Courts for 2002–03. The first issue relates to the implementation of the ABS counting rules for determining the count of finalised defendants. In particular, in New South Wales and the Northern Territory finalised appearances were counted rather than finalised defendants. Therefore, for this state and territory where charges were finalised at different court appearances for the same case for a defendant, these were counted as finalised defendants at each appearance rather than being correctly finalised as a single defendant at the latest charge finalisation date.

## EXPLANATORY NOTES *continued*

### EXPERIMENTAL DATA *continued*

**47** The second issue relates to the availability of Magistrates' Criminal Court data in Tasmania. Data on defendants finalised in the Magistrates' Criminal Courts in Tasmania is restricted to Southern Tasmania for 1 July 2002–30 June 2003. A new recording system was implemented during the reference period for areas outside of Southern Tasmania.

### RELATED PUBLICATIONS

#### *ABS publications*

**48** ABS publications which may be of interest include:  
*Australian Social Trends* (cat. no. 4102.0) — issued annually  
*Australian Standard Offence Classification* (cat. no. 1234.0) — irregular  
*Corrective Services, Australia* (cat. no. 4512.0) — issued quarterly  
*Crime and Safety, Australia* (cat. no. 4509.0) — irregular  
*Crime and Safety, New South Wales* (cat. no. 4509.1) — irregular  
*Crime and Safety, South Australia* (cat. no. 4509.4) — irregular  
*Crime and Safety, Western Australia* (cat. no. 4509.5) — irregular  
*Measuring Wellbeing: Frameworks for Australian Social Statistics* (cat. no. 4160.0) — irregular  
*Measuring Australia's Progress* (cat. no. 1370.0) — issued annually  
*Prisoners in Australia* (cat. no. 4517.0) — issued annually  
*Recorded Crime - Victims, Australia* (cat. no. 4510.0) — issued annually (previously titled *Recorded Crime, Australia*)

**49** Current publications and other products released by the ABS are listed in the *Catalogue of Publications and Products* (cat. no. 1101.0). The Catalogue is available from any ABS office or the ABS web site <<http://www.abs.gov.au>>. The ABS also issues a daily Release Advice on the web site which details products to be released in the week ahead. The National Centre for Crime and Justice Statistics releases a biannual newsletter that is published on the ABS internet site. The Centre can be contacted by email <[crime.justice@abs.gov.au](mailto:crime.justice@abs.gov.au)>.

#### *Non-ABS publications*

**50** Non-ABS sources of criminal court statistics which may be of interest include:  
Australian Institute of Criminology, *List of Publications* <<http://www.aic.gov.au>>  
Chief Justice of Western Australia, *Annual Review of Western Australian Courts*  
Crime Research Centre, University of Western Australia, *Crime and Justice Statistics for Western Australia*  
Department of Justice, Northern Territory, *Annual Report*  
Department of Justice, Victoria, *Annual Report*  
Department of Justice, Western Australia, *Annual Report*  
Department of Justice and Attorney General, Queensland, *Annual Report*  
Department of Justice and Community Safety, Australian Capital Territory, *Annual Report*  
Department of Justice and Industrial Relations, Tasmania, *Annual Report*  
Director of Public Prosecutions, *Annual Report*, all State, Territory and Commonwealth Offices of the Director of Public Prosecutions  
District Court of Queensland, *Annual Report*  
NSW Bureau of Crime Statistics and Research, *New South Wales Criminal Courts Statistics*  
Office of Courts Administration, Northern Territory, *Annual Report*  
Office of Crime Statistics and Research, South Australia, *Crime and Justice in South Australia Adult Courts and Corrections*  
Office of Economic and Statistic Research, *Crime and Justice Statistics Queensland*  
Steering Committee for the Review of Commonwealth/State Service Provision, *Report on Government Services*  
South Australia Courts Administration Authority, *Annual Report*  
Supreme Court of Queensland, *Annual Report*  
Supreme Court of Tasmania, *Annual Report*  
Victoria Police, *Crime Statistics*

**EXPLANATORY NOTES** *continued*

ABBREVIATIONS

ABS	Australian Bureau of Statistics
ACT	Australian Capital Territory
ASOC	Australian Standard Offence Classification
Aust.	Australia
n.e.c.	not elsewhere classified
n.f.d.	not further defined
NCCJS	National Centre for Crime and Justice Statistics
NCCSU	National Criminal Courts Statistics Unit
NOI	National Offence Index
NSW	New South Wales
NT	Northern Territory
Qld	Queensland
SA	South Australia
Tas.	Tasmania
Vic.	Victoria
WA	Western Australia

# APPENDIX 1 EXPERIMENTAL MAGISTRATES' COURTS DATA

## INTRODUCTION

This appendix presents six tables containing experimental data for Magistrates' Criminal Courts:

- Table A1 Adjudicated defendants, Principal offence by age and sex
- Table A2 Adjudicated defendants, Principal offence
- Table A3 Adjudicated defendants, Principal offence (excluding traffic)
- Table A4 Defendants proven guilty, Principal sentence type by age and sex
- Table A5 Defendants proven guilty, Principal offence by principal sentence type
- Table A6 Finalised defendants, Duration from initiation to finalisation

Tables A1 and A4 are national tables. Tables A2, A3, A5 and A6 include data at the state/territory level.

Due to differing scope and counting rules the Magistrates' Criminal Courts data in this publication may not be comparable to data published in other national and state/territory publications (see paragraphs 5 and 45–47 in the Explanatory Notes).

## MAGISTRATES' CRIMINAL COURTS — SCOPE OF FINALISATIONS

Magistrates' Criminal Courts data include counts of finalised appearances in New South Wales and the Northern Territory (see paragraph 46 in the Explanatory Notes). This may have resulted in an increase in the counts of defendants provided for this state and territory. Data on defendants finalised in the Magistrates' Criminal Courts in Tasmania is restricted to Southern Tasmanian Magistrates' Criminal Courts for the reference period 1 July 2002–30 June 2003. (Southern Tasmania accounts for approximately 50% of all Tasmanian Magistrates' Criminal Court cases).

Caution should be taken regarding any analyses based on these data. Further development work will be undertaken in conjunction with each state and territory in order to address these issues and improve the quality and coverage of the Magistrates' Criminal Courts statistics.

There are significant differences between the states and territories in the way the Higher Criminal Courts and Magistrates' Criminal Courts systems are structured and how criminal cases are allocated between court levels. For example, legislation differs between states and territories regarding which offence types can be heard summarily in the Magistrates' Criminal Courts and which offence types must be indicted to a Higher Criminal Court. Caution should therefore be taken when making comparisons between states and territories.

## ADJUDICATED DEFENDANTS — PRINCIPAL OFFENCE

The available national data indicate that five principal offence categories accounted for the majority of adjudicated defendants who appeared in the Magistrates Criminal Courts in 2002–03 (see table A1). These were Road traffic and motor vehicle regulatory offences (38%); Public order offences (10%); Dangerous or negligent acts endangering persons (9%); Theft and related offences (8%) and Acts intended to cause injury (8%). Overall, almost three of every four defendants were adjudicated in the Magistrates' Criminal Courts with a principal offence in one of these five categories.

### *Age and sex*

For both male and female adjudicated defendants, the most prevalent principal offence category was Road traffic and motor vehicle regulatory offences (38% for both). The largest proportional differences for principal offence between males and females were for the principal offence categories of Theft and related offences (7% of males and 13% of females) and Deception and related offences (3% of males and 6% of females).

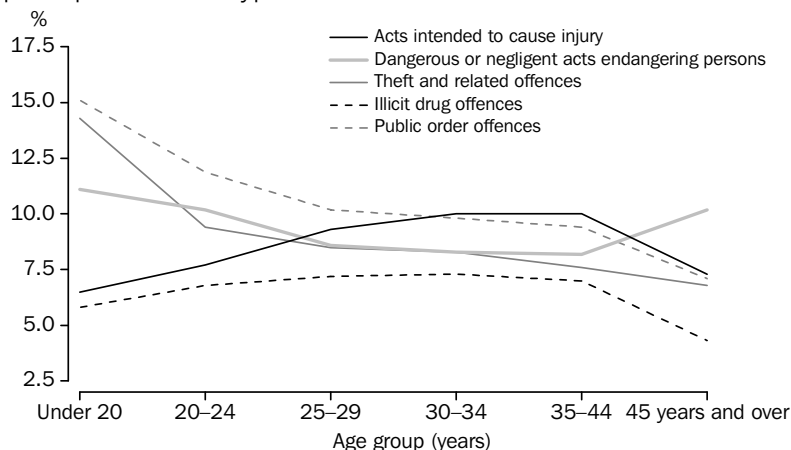
Of the 5,444 organisations adjudicated, just over half (53%) had a principal offence of Road traffic and motor vehicle regulatory offences.

Nationally, the movements in the proportions of defendants adjudicated in the Magistrates' Criminal Courts across age groups was similar for males and females. As age increased the proportions of males and females with a principal offence of Road traffic and motor vehicle regulatory offences increased. This was the principal offence for

## Age and sex *continued*

approximately one in four adjudicated defendants aged less than 20 years (27% for males and 25% for females), increasing to approximately two in five defendants aged 45 years or over (45% of males and 39% of females).

### DEFENDANTS PROVEN GUILTY, Principal offence by age by selected principal offence types



Proportionally less males and females were adjudicated with a principal offence of Theft and related offences as their age increased. There were 13% of males and 22% of females (aged less than 20 years) who were adjudicated with this principal offence, decreasing to 5% of males and 15% of females aged 45 years or over.

## Excluding traffic offences

Across all states and territories, Road traffic and motor vehicle regulatory offences were the most common principal offence adjudicated in the Magistrates' Criminal Courts (see table A2). The proportion of defendants with this principal offence ranged from 25% in Western Australia to 76% in Tasmania. However, there are a number of differences between states and territories regarding how traffic matters are dealt with that may impact on these figures. These include:

- the coding of some drink driving offences to the principal offence category of Dangerous or negligent acts endangering persons (as is the case with Western Australia)
- the use of Fine Recovery Units in some states and territories to deal with the non-payment of traffic infringement notices, thereby re-directing these matters away from Magistrates' Criminal Courts.

Due to the large proportion of adjudicated defendants with a principal offence of Road traffic and motor vehicle regulatory offences, the proportional differences between other principal offence categories is lessened.

When defendants with a principal offence related to traffic (ASOC division 14 and ASOC subdivision 041) are excluded from the adjudicated population (see table A3) the five principal offence categories at the ASOC division level that accounted for the majority of defendants nationally were: Public order offences (19%); Theft and related offences (16%); Acts intended to cause injury (15%); Illicit drug offences (12%) and Offences against justice procedures, government security and government operations (11%). Within some of these principal offence categories there were particular offence types that had the greatest impact on the larger principal offence category. For example, within the principal offence category of Offences against justice procedures, government security and government operations, the most common principal offence was Breach of domestic violence order (28%).



## DEFENDANTS PROVEN GUILTY— PRINCIPAL SENTENCE TYPE

*Age and sex*

Nationally, 97% of adjudicated defendants were proven guilty (see table A2). For defendants proven guilty, the most common principal sentence type was a monetary order (71%) followed by a good behaviour bond/recognition order (8%) (see table A4). This was similar for both males and females and across all age groups, with the exception of males aged 25 years to 34 years. Although the most common principal sentence type for males aged 25 years to 34 years was a monetary order, this was followed by custody in a correctional institution/community, with 9% of all males proven guilty in this age group receiving this type of custodial order as a principal sentence type.

The largest proportional differences in sentence types for males and females proven guilty related to custodial orders and good behaviour bonds/recognition orders. Males were more likely than females to receive an order relating to custody in a correctional institution/community (6% of males and 3% of females), whilst females were more likely than males to receive a good behaviour bond/recognition order (11% of females and 8% of males).

*Principal offence*

The proportional breakdown of principal sentence type differed depending on the principal offence of the defendants proven guilty (see table A5). Nationally, custodial orders (including fully suspended sentences) were most common for the principal offence categories of Unlawful entry with intent (49%) and Robbery, extortion and related offences (46%). Monetary orders were most common for the principal offence categories of Traffic related offences including road traffic and motor vehicle regulatory offences (85%) and Dangerous or negligent acts endangering persons (84%), followed by Illicit drug offences (74%). Other non-custodial orders (i.e. non-custodial orders excluding monetary orders) were most common for the principal offence of Homicide and related offences (42%). Homicide and related offences were predominately related to driving causing death, which can be heard summarily in some states and territories.

# APPENDIX 1 EXPERIMENTAL MAGISTRATES' COURTS DATA *continued*

## **A1** ADJUDICATED DEFENDANTS, Principal offence by age and sex

<i>Sex and ASOC Division</i>	<i>Under 20 years</i>	<i>20–24 years</i>	<i>25–29 years</i>	<i>30–34 years</i>	<i>35–44 years</i>	<i>45 years and over</i>
NUMBER						
<b>Males</b>						
Homicide and related offences	4	13	8	10	15	23
Acts intended to cause injury	2 438	5 878	5 336	4 942	6 414	3 297
Sexual assault and related offences	28	86	98	131	217	336
Dangerous or negligent acts endangering persons	4 440	7 939	4 851	3 968	4 881	4 183
Abduction and related offences	1	2	6	2	3	—
Robbery, extortion and related offences	80	87	57	32	36	8
Unlawful entry with intent/burglary, break and enter	1 528	2 135	1 302	882	754	155
Theft and related offences	5 085	6 282	4 079	3 317	3 832	2 140
Deception and related offences	1 045	2 323	1 962	1 712	2 186	1 418
Illicit drug offences	2 321	5 048	3 954	3 488	4 324	1 835
Weapons and explosive offences	711	1 246	935	892	1 211	1 162
Property damage and environmental pollution	2 156	3 006	1 801	1 475	1 554	704
Public order offences	6 173	9 340	5 718	4 619	5 733	3 050
Road traffic and motor vehicle regulatory offences	10 795	27 009	20 313	16 703	22 456	19 007
Offences against justice procedures, government security and government operations	1 694	3 355	3 006	2 946	3 979	2 511
Miscellaneous offences	487	1 075	1 151	1 301	2 236	2 177
<b>All offence categories(a)</b>	<b>39 314</b>	<b>75 434</b>	<b>55 074</b>	<b>46 792</b>	<b>60 177</b>	<b>42 131</b>
<b>Females</b>						
Homicide and related offences	—	1	2	2	4	4
Acts intended to cause injury	631	1 174	1 044	1 021	1 330	502
Sexual assault and related offences	2	3	—	2	3	4
Dangerous or negligent acts endangering persons	713	1 238	989	918	1 358	1 029
Abduction and related offences	1	—	2	—	1	—
Robbery, extortion and related offences	11	15	9	8	4	1
Unlawful entry with intent/burglary, break and enter	125	221	189	146	107	19
Theft and related offences	1 684	2 345	1 768	1 626	2 080	1 430
Deception and related offences	441	985	944	814	1 037	659
Illicit drug offences	392	1 113	956	854	1 136	407
Weapons and explosive offences	49	94	92	94	119	78
Property damage and environmental pollution	229	380	329	348	438	173
Public order offences	923	1 499	1 263	1 221	1 577	648
Road traffic and motor vehicle regulatory offences	1 938	5 440	4 762	4 432	6 194	3 794
Offences against justice procedures, government security and government operations	371	730	706	703	1 072	564
Miscellaneous offences	73	155	202	233	443	371
<b>All offence categories(a)</b>	<b>7 641</b>	<b>15 508</b>	<b>13 360</b>	<b>12 519</b>	<b>16 997</b>	<b>9 722</b>

— nil or rounded to zero (including null cells)

(a) Includes defendants for whom offence data are missing or a principal offence could not be determined.

# APPENDIX 1 EXPERIMENTAL MAGISTRATES' COURTS DATA *continued*

## **A1** ADJUDICATED DEFENDANTS, Principal offence by age and sex *continued*

Sex and ASOC Division	Unknown	Persons	Organisations	Total defendants
NUMBER				
<b>Males</b>				
Homicide and related offences	—	73	..	..
Acts intended to cause injury	83	28 388	..	..
Sexual assault and related offences	4	900	..	..
Dangerous or negligent acts endangering persons	246	30 508	..	..
Abduction and related offences	—	14	..	..
Robbery, extortion and related offences	1	301	..	..
Unlawful entry with intent/burglary, break and enter	28	6 784	..	..
Theft and related offences	77	24 812	..	..
Deception and related offences	331	10 977	..	..
Illicit drug offences	68	21 038	..	..
Weapons and explosive offences	14	6 171	..	..
Property damage and environmental pollution	205	10 901	..	..
Public order offences	739	35 372	..	..
Road traffic and motor vehicle regulatory offences	8 947	125 230	..	..
Offences against justice procedures, government security and government operations	1 166	18 657	..	..
Miscellaneous offences	1 955	10 382	..	..
<b>All offence categories(a)</b>	<b>13 883</b>	<b>332 805</b>	..	..
<b>Females</b>				
Homicide and related offences	—	13	..	..
Acts intended to cause injury	26	5 728	..	..
Sexual assault and related offences	—	14	..	..
Dangerous or negligent acts endangering persons	103	6 348	..	..
Abduction and related offences	—	4	..	..
Robbery, extortion and related offences	—	48	..	..
Unlawful entry with intent/burglary, break and enter	2	809	..	..
Theft and related offences	26	10 959	..	..
Deception and related offences	142	5 022	..	..
Illicit drug offences	12	4 870	..	..
Weapons and explosive offences	2	528	..	..
Property damage and environmental pollution	37	1 934	..	..
Public order offences	150	7 281	..	..
Road traffic and motor vehicle regulatory offences	4 255	30 815	..	..
Offences against justice procedures, government security and government operations	520	4 666	..	..
Miscellaneous offences	792	2 269	..	..
<b>All offence categories(a)</b>	<b>6 073</b>	<b>81 820</b>	..	..

.. not applicable

— nil or rounded to zero (including null cells)

(a) Includes defendants for whom offence data are missing or a principal offence could not be determined.

## APPENDIX 1 EXPERIMENTAL MAGISTRATES' COURTS DATA *continued*

### **A1** ADJUDICATED DEFENDANTS, Principal offence by age and sex *continued*

<i>Sex and ASOC Division</i>	<i>Under 20 years</i>	<i>20–24 years</i>	<i>25–29 years</i>	<i>30–34 years</i>	<i>35–44 years</i>	<i>45 years and over</i>
NUMBER <i>cont.</i>						
<b>Defendants(a)</b>						
Homicide and related offences	4	14	12	12	20	27
Acts intended to cause injury	3 081	7 091	6 409	5 978	7 766	3 811
Sexual assault and related offences	30	89	98	133	221	340
Dangerous or negligent acts endangering persons	5 269	9 399	5 954	4 976	6 390	5 319
Abduction and related offences	2	2	8	2	4	—
Robbery extortion and related offences	91	102	66	40	41	9
Unlawful entry with intent/burglary, break and enter	1 659	2 367	1 497	1 032	863	174
Theft and related offences	6 786	8 648	5 861	4 952	5 920	3 572
Deception and related offences	1 499	3 334	2 940	2 555	3 253	2 093
Illicit drug offences	2 733	6 220	4 951	4 373	5 485	2 255
Weapons and explosive offences	766	1 346	1 035	993	1 335	1 244
Property damage and environmental pollution	2 400	3 401	2 137	1 828	1 998	882
Public order offences	7 122	10 884	7 015	5 858	7 342	3 718
Road traffic and motor vehicle regulatory offences	12 841	32 859	25 415	21 358	28 993	23 059
Offences against justice procedures, government security and government operations	2 077	4 115	3 733	3 665	5 070	3 083
Miscellaneous offences	566	1 242	1 364	1 542	2 701	2 569
<b>All offence categories(b)</b>	<b>47 312</b>	<b>91 838</b>	<b>69 095</b>	<b>59 766</b>	<b>77 842</b>	<b>52 319</b>

— nil or rounded to zero (including null cells)

(a) Includes organisations and persons with unknown sex.

(b) Includes defendants for whom offence data are missing or a principal offence could not be determined.

## APPENDIX 1 EXPERIMENTAL MAGISTRATES' COURTS DATA *continued*

### **A1** ADJUDICATED DEFENDANTS, Principal offence by age and sex *continued*

<i>Sex and ASOC Division</i>	<i>Unknown</i>	<i>Persons</i>	<i>Organisations</i>	<i>Total defendants</i>
NUMBER <i>cont.</i>				
<b>Defendants(a)</b>				
Homicide and related offences	—	89	—	89
Acts intended to cause injury	112	34 248	—	34 248
Sexual assault and related offences	4	915	—	915
Dangerous or negligent acts endangering persons	393	37 700	1	37 701
Abduction and related offences	1	19	—	19
Robbery extortion and related offences	1	350	—	350
Unlawful entry with intent/burglary, break and enter	30	7 622	—	7 622
Theft and related offences	104	35 843	1	35 844
Deception and related offences	501	16 175	53	16 228
Illicit drug offences	88	26 105	3	26 108
Weapons and explosive offences	18	6 737	1	6 738
Property damage and environmental pollution	249	12 895	123	13 018
Public order offences	908	42 847	32	42 879
Road traffic and motor vehicle regulatory offences	13 744	158 269	2 897	161 166
Offences against justice procedures, government security and government operations	1 945	23 688	858	24 546
Miscellaneous offences	3 021	13 005	1 469	14 474
<b>All offence categories(b)</b>	<b>21 147</b>	<b>419 319</b>	<b>5 444</b>	<b>424 763</b>

— nil or rounded to zero (including null cells)

(a) Includes organisations and persons with unknown sex.

(b) Includes defendants for whom offence data are missing or a principal offence could not be determined.

# APPENDIX 1 EXPERIMENTAL MAGISTRATES' COURTS DATA *continued*

## **A1** ADJUDICATED DEFENDANTS, Principal offence by age and sex *continued*

Sex and ASOC Division	Under 20 years	20–24 years	25–29 years	30–34 years	35–44 years	45 years and over
PROPORTION (%)						
<b>Males</b>						
Homicide and related offences	—	—	—	—	—	0.1
Acts intended to cause injury	6.2	7.8	9.7	10.6	10.7	7.8
Sexual assault and related offences	0.1	0.1	0.2	0.3	0.4	0.8
Dangerous or negligent acts endangering persons	11.3	10.5	8.8	8.5	8.1	9.9
Abduction and related offences	—	—	—	—	—	—
Robbery extortion and related offences	0.2	0.1	0.1	0.1	0.1	—
Unlawful entry with intent/burglary, break and enter	3.9	2.8	2.4	1.9	1.3	0.4
Theft and related offences	12.9	8.3	7.4	7.1	6.4	5.1
Deception and related offences	2.7	3.1	3.6	3.7	3.6	3.4
Illicit drug offences	5.9	6.7	7.2	7.5	7.2	4.4
Weapons and explosive offences	1.8	1.7	1.7	1.9	2.0	2.8
Property damage and environmental pollution	5.5	4.0	3.3	3.2	2.6	1.7
Public order offences	15.7	12.4	10.4	9.9	9.5	7.2
Road traffic and motor vehicle regulatory offences	27.5	35.8	36.9	35.7	37.3	45.1
Offences against justice procedures, government security and government operations	4.3	4.4	5.5	6.3	6.6	6.0
Miscellaneous offences	1.2	1.4	2.1	2.8	3.7	5.2
<b>All offence categories(a)</b>	<b>100.0</b>	<b>100.0</b>	<b>100.0</b>	<b>100.0</b>	<b>100.0</b>	<b>100.0</b>
<b>Females</b>						
Homicide and related offences	—	—	—	—	—	—
Acts intended to cause injury	8.3	7.6	7.8	8.2	7.8	5.2
Sexual assault and related offences	—	—	—	—	—	—
Dangerous or negligent acts endangering persons	9.3	8.0	7.4	7.3	8.0	10.6
Abduction and related offences	—	—	—	—	—	—
Robbery extortion and related offences	0.1	0.1	0.1	0.1	—	—
Unlawful entry with intent/burglary, break and enter	1.6	1.4	1.4	1.2	0.6	0.2
Theft and related offences	22.0	15.1	13.2	13.0	12.2	14.7
Deception and related offences	5.8	6.4	7.1	6.5	6.1	6.8
Illicit drug offences	5.1	7.2	7.2	6.8	6.7	4.2
Weapons and explosive offences	0.6	0.6	0.7	0.8	0.7	0.8
Property damage and environmental pollution	3.0	2.5	2.5	2.8	2.6	1.8
Public order offences	12.1	9.7	9.5	9.8	9.3	6.7
Road traffic and motor vehicle regulatory offences	25.4	35.1	35.6	35.4	36.4	39.0
Offences against justice procedures, government security and government operations	4.9	4.7	5.3	5.6	6.3	5.8
Miscellaneous offences	1.0	1.0	1.5	1.9	2.6	3.8
<b>All offence categories(a)</b>	<b>100.0</b>	<b>100.0</b>	<b>100.0</b>	<b>100.0</b>	<b>100.0</b>	<b>100.0</b>

— nil or rounded to zero (including null cells)

(a) Includes defendants for whom offence data are missing or a principal offence could not be determined.

# APPENDIX 1 EXPERIMENTAL MAGISTRATES' COURTS DATA *continued*

## **A1** ADJUDICATED DEFENDANTS, Principal offence by age and sex *continued*

Sex and ASOC Division	Unknown	Persons	Organisations	Total defendants
PROPORTION (%)				
<b>Males</b>				
Homicide and related offences	—	—	..	..
Acts intended to cause injury	0.6	8.5	..	..
Sexual assault and related offences	—	0.3	..	..
Dangerous or negligent acts endangering persons	1.8	9.2	..	..
Abduction and related offences	—	—	..	..
Robbery extortion and related offences	—	0.1	..	..
Unlawful entry with intent/burglary, break and enter	0.2	2.0	..	..
Theft and related offences	0.6	7.5	..	..
Deception and related offences	2.4	3.3	..	..
Illicit drug offences	0.5	6.3	..	..
Weapons and explosive offences	0.1	1.9	..	..
Property damage and environmental pollution	1.5	3.3	..	..
Public order offences	5.3	10.6	..	..
Road traffic and motor vehicle regulatory offences	64.4	37.6	..	..
Offences against justice procedures, government security and government operations	8.4	5.6	..	..
Miscellaneous offences	14.1	3.1	..	..
<b>All offence categories(a)</b>	<b>100.0</b>	<b>100.0</b>	..	..
<b>Females</b>				
Homicide and related offences	—	—	..	..
Acts intended to cause injury	0.4	7.0	..	..
Sexual assault and related offences	—	—	..	..
Dangerous or negligent acts endangering persons	1.7	7.8	..	..
Abduction and related offences	—	—	..	..
Robbery extortion and related offences	—	0.1	..	..
Unlawful entry with intent/burglary, break and enter	—	1.0	..	..
Theft and related offences	0.4	13.4	..	..
Deception and related offences	2.3	6.1	..	..
Illicit drug offences	0.2	6.0	..	..
Weapons and explosive offences	—	0.6	..	..
Property damage and environmental pollution	0.6	2.4	..	..
Public order offences	2.5	8.9	..	..
Road traffic and motor vehicle regulatory offences	70.1	37.7	..	..
Offences against justice procedures, government security and government operations	8.6	5.7	..	..
Miscellaneous offences	13.0	2.8	..	..
<b>All offence categories(a)</b>	<b>100.0</b>	<b>100.0</b>	..	..

.. not applicable

— nil or rounded to zero (including null cells)

(a) Includes defendants for whom offence data are missing or a principal offence could not be determined.

# APPENDIX 1 EXPERIMENTAL MAGISTRATES' COURTS DATA *continued*

## **A1** ADJUDICATED DEFENDANTS, Principal offence by age and sex *continued*

Sex and ASOC Division	Under 20 years	20–24 years	25–29 years	30–34 years	35–44 years	45 years and over
PROPORTION (%) <i>cont.</i>						
<b>Defendants(a)</b>						
Homicide and related offences	—	—	—	—	—	0.1
Acts intended to cause injury	6.5	7.7	9.3	10.0	10.0	7.3
Sexual assault and related offences	0.1	0.1	0.1	0.2	0.3	0.6
Dangerous or negligent acts endangering persons	11.1	10.2	8.6	8.3	8.2	10.2
Abduction and related offences	—	—	—	—	—	—
Robbery extortion and related offences	0.2	0.1	0.1	0.1	0.1	—
Unlawful entry with intent/burglary, break and enter	3.5	2.6	2.2	1.7	1.1	0.3
Theft and related offences	14.3	9.4	8.5	8.3	7.6	6.8
Deception and related offences	3.2	3.6	4.3	4.3	4.2	4.0
Illicit drug offences	5.8	6.8	7.2	7.3	7.0	4.3
Weapons and explosive offences	1.6	1.5	1.5	1.7	1.7	2.4
Property damage and environmental pollution	5.1	3.7	3.1	3.1	2.6	1.7
Public order offences	15.1	11.9	10.2	9.8	9.4	7.1
Road traffic and motor vehicle regulatory offences	27.1	35.8	36.8	35.7	37.2	44.1
Offences against justice procedures, government security and government operations	4.4	4.5	5.4	6.1	6.5	5.9
Miscellaneous offences	1.2	1.4	2.0	2.6	3.5	4.9
<b>All offence categories(b)</b>	<b>100.0</b>	<b>100.0</b>	<b>100.0</b>	<b>100.0</b>	<b>100.0</b>	<b>100.0</b>

— nil or rounded to zero (including null cells)

(a) Includes organisations and persons with unknown sex.

(b) Includes defendants for whom offence data are missing or a principal offence could not be determined.



# APPENDIX 1 EXPERIMENTAL MAGISTRATES' COURTS DATA *continued*

## **A1** ADJUDICATED DEFENDANTS, Principal offence by age and sex *continued*

Sex and ASOC Division	Unknown	Persons	Organisations	Total defendants
-----------------------	---------	---------	---------------	------------------

### PROPORTION (%) *cont.*

#### Defendants<sup>(a)</sup>

Homicide and related offences	—	—	—	—
Acts intended to cause injury	0.5	8.2	—	8.1
Sexual assault and related offences	—	0.2	—	0.2
Dangerous or negligent acts endangering persons	1.9	9.0	—	8.9
Abduction and related offences	—	—	—	—
Robbery extortion and related offences	—	0.1	—	0.1
Unlawful entry with intent/burglary, break and enter	0.1	1.8	—	1.8
Theft and related offences	0.5	8.5	—	8.4
Deception and related offences	2.4	3.9	1.0	3.8
Illicit drug offences	0.4	6.2	0.1	6.1
Weapons and explosive offences	0.1	1.6	—	1.6
Property damage and environmental pollution	1.2	3.1	2.3	3.1
Public order offences	4.3	10.2	0.6	10.1
Road traffic and motor vehicle regulatory offences	65.0	37.7	53.2	37.9
Offences against justice procedures, government security and government operations	9.2	5.6	15.8	5.8
Miscellaneous offences	14.3	3.1	27.0	3.4
<b>All offence categories<sup>(b)</sup></b>	<b>100.0</b>	<b>100.0</b>	<b>100.0</b>	<b>100.0</b>

— nil or rounded to zero (including null cells)

(a) Includes organisations and persons with unknown sex.

(b) Includes defendants for whom offence data are missing or a principal offence could not be determined.

# APPENDIX 1 EXPERIMENTAL MAGISTRATES' COURTS DATA *continued*

## A2 ADJUDICATED DEFENDANTS, Principal offence

ASOC Division	NSW(a)	Vic.	Qld	SA	WA	Tas.(b)	NT(a)	ACT	Aust.	Aust. proven guilty
NUMBER										
Homicide and related offences	62	5	—	1	15	—	5	1	<b>89</b>	53
Acts intended to cause injury	17 657	3 619	5 066	1 971	3 802	615	945	573	<b>34 248</b>	31 392
Sexual assault and related offences	394	286	56	58	72	14	18	17	<b>915</b>	707
Dangerous or negligent acts endangering persons	5 589	4 710	10 993	2 257	13 347	153	468	184	<b>37 701</b>	37 176
Abduction and related offences	1	—	5	—	8	—	1	4	<b>19</b>	18
Robbery, extortion and related offences	65	221	2	8	40	5	4	5	<b>350</b>	297
Unlawful entry with intent/burglary, break and enter	1 715	2 364	1 737	353	907	190	263	93	<b>7 622</b>	7 352
Theft and related offences	10 754	10 839	9 295	2 451	1 189	559	379	378	<b>35 844</b>	34 893
Deception and related offences	5 824	2 643	4 118	1 073	2 109	193	136	132	<b>16 228</b>	15 829
Illicit drug offences	6 166	3 983	9 227	1 651	4 492	219	237	133	<b>26 108</b>	25 805
Weapons and explosive offences	1 327	1 366	1 807	819	881	109	358	71	<b>6 738</b>	6 613
Property damage and environmental pollution	4 391	2 470	2 966	1 087	1 514	139	346	105	<b>13 018</b>	12 618
Public order offences	7 364	13 637	12 695	2 946	4 885	552	717	83	<b>42 879</b>	40 751
Road traffic and motor vehicle regulatory offences	43 957	25 466	44 137	16 598	12 463	12 232	4 889	1 424	<b>161 166</b>	159 050
Offences against justice procedures, government security and government operations	5 205	3 712	9 698	1 961	2 556	719	233	462	<b>24 546</b>	23 789
Miscellaneous offences	5 383	4 242	1 665	708	1 520	377	431	148	<b>14 474</b>	14 076
All offence categories(c)	115 854	82 267	113 467	33 942	49 834	16 076	9 490	3 833	<b>424 763</b>	413 193
PROPORTION (%)										
Homicide and related offences	0.1	—	—	—	—	—	0.1	—	—	59.6
Acts intended to cause injury	15.2	4.4	4.5	5.8	7.6	3.8	10.0	14.9	<b>8.1</b>	91.7
Sexual assault and related offences	0.3	0.3	—	0.2	0.1	0.1	0.2	0.4	<b>0.2</b>	77.3
Dangerous or negligent acts endangering persons	4.8	5.7	9.7	6.6	26.8	1.0	4.9	4.8	<b>8.9</b>	98.6
Abduction and related offences	—	—	—	—	—	—	—	0.1	—	94.7
Robbery, extortion and related offences	0.1	0.3	—	—	0.1	—	—	0.1	<b>0.1</b>	84.9
Unlawful entry with intent/burglary, break and enter	1.5	2.9	1.5	1.0	1.8	1.2	2.8	2.4	<b>1.8</b>	96.5
Theft and related offences	9.3	13.2	8.2	7.2	2.4	3.5	4.0	9.9	<b>8.4</b>	97.3
Deception and related offences	5.0	3.2	3.6	3.2	4.2	1.2	1.4	3.4	<b>3.8</b>	97.5
Illicit drug offences	5.3	4.8	8.1	4.9	9.0	1.4	2.5	3.5	<b>6.1</b>	98.8
Weapons and explosive offences	1.1	1.7	1.6	2.4	1.8	0.7	3.8	1.9	<b>1.6</b>	98.1
Property damage and environmental pollution	3.8	3.0	2.6	3.2	3.0	0.9	3.6	2.7	<b>3.1</b>	96.9
Public order offences	6.4	16.6	11.2	8.7	9.8	3.4	7.6	2.2	<b>10.1</b>	95.0
Road traffic and motor vehicle regulatory offences	37.9	31.0	38.9	48.9	25.0	76.1	51.5	37.2	<b>37.9</b>	98.7
Offences against justice procedures, government security and government operations	4.5	4.5	8.5	5.8	5.1	4.5	2.5	12.1	<b>5.8</b>	96.9
Miscellaneous offences	4.6	5.2	1.5	2.1	3.1	2.3	4.5	3.9	<b>3.4</b>	97.3
All offence categories(c)	100.0	100.0	100.0	100.0	100.0	100.0	100.0	100.0	<b>100.0</b>	97.3

— nil or rounded to zero (including null cells)

(a) Refers to finalised appearances rather than finalised defendants, resulting in a possible increase in the population counts for these jurisdictions (see Explanatory Notes paragraph 46).

(b) Restricted to Southern Tasmanian Magistrates' Criminal Courts (see Explanatory Notes paragraph 47).

(c) Includes defendants for whom offence data are missing or a principal offence could not be determined.

# APPENDIX 1 EXPERIMENTAL MAGISTRATES' COURTS DATA *continued*

## **A3** ADJUDICATED DEFENDANTS, Principal offence (excluding traffic)(a)

ASOC Division/subdivision/group	NSW(b)	Vic.	Qld	SA	WA	Tas.(c)	NT(b)	ACT	Aust.
NUMBER									
Homicide and related offences	62	5	—	1	15	—	5	1	89
Acts intended to cause injury	17 657	3 619	5 066	1 971	3 802	615	945	573	34 248
Sexual assault and related offences	394	286	56	58	72	14	18	17	915
Dangerous or negligent acts endangering persons	36	389	129	4	167	—	52	—	777
Abduction and related offences	1	—	5	—	8	—	1	4	19
Robbery, extortion and related offences	65	221	2	8	40	5	4	5	350
Unlawful entry with intent/burglary, break and enter	1 715	2 364	1 737	353	907	190	263	93	7 622
Theft and related offences									
Theft/illegal use of motor vehicle	1 143	—	1 082	240	465	61	82	25	3 098
Receiving or handling proceeds of crime	2 599	1 528	2 321	487	695	84	64	61	7 839
Theft other	7 012	9 311	5 892	1 724	29	414	233	241	24 856
Total	10 754	10 839	9 295	2 451	1 189	559	379	(d) 378	35 844
Deception and related offences	5 824	2 643	4 118	1 073	2 109	193	136	132	16 228
Illicit drug offences									
Import or export illicit drugs	29	—	5	—	—	—	—	—	34
Deal or traffic in illicit drugs	710	1 018	363	153	541	34	114	33	2 966
Manufacture or cultivate illicit drugs	997	896	1 279	1 259	389	132	14	41	5 007
Possess and/or use illicit drugs	4 335	2 067	5 316	231	3 150	51	97	59	15 306
Total(e)	6 166	3 983	9 227	1 651	4 492	219	237	133	26 108
Weapons and explosive offences	1 327	1 366	1 807	819	881	109	358	71	6 738
Property damage and environmental pollution	4 391	2 470	2 966	1 087	1 514	139	346	105	13 018
Public order offences									
Disorderly conduct	6 788	12 671	11 529	2 813	4 199	451	347	75	38 873
Regulated public order offences	576	966	1 166	133	686	101	370	8	4 006
Total	7 364	13 637	12 695	2 946	4 885	552	717	83	42 879
Offences against justice procedures, government security and government operations									
Breach of justice order									
Breach of domestic violence order	2 846	1 148	2 690	155	—	—	—	—	6 839
Other	2 359	2 564	7 008	1 806	2 556	719	233	462	17 707
Total	5 205	3 712	9 698	1 961	2 556	719	233	462	24 546
Miscellaneous offences	5 383	4 242	1 665	708	1 520	377	431	148	14 474
<b>All offence categories(f)</b>	<b>66 344</b>	<b>52 480</b>	<b>58 466</b>	<b>15 091</b>	<b>24 191</b>	<b>3 691</b>	<b>4 185</b>	<b>2 225</b>	<b>226 673</b>

— nil or rounded to zero (including null cells)

(a) Excludes defendants with a principal offence in ASOC Division 14 (Road traffic and motor vehicle regulatory offences) and ASOC Subdivision 041 (Dangerous or negligent operation of a vehicle).

(b) Refers to finalised appearances rather than finalised defendants, resulting in a possible increase in the population counts for these jurisdictions (see Explanatory Notes paragraph 46).

(c) Restricted to Southern Tasmanian Magistrates' Criminal Courts (see Explanatory Notes paragraph 47).

(d) Includes Theft and related offences n.f.d.

(e) Includes Other illicit drug offences, n.e.c.

(f) Includes defendants for whom offence data are missing or a principal offence could not be determined.

# APPENDIX 1 EXPERIMENTAL MAGISTRATES' COURTS DATA *continued*

## A3 ADJUDICATED DEFENDANTS, Principal offence (excluding traffic)(a) *continued*

ASOC Division/subdivision/group	NSW(b)	Vic.	Qld	SA	WA	Tas.(c)	NT(b)	ACT	Aust.
PROPORTION (%)									
Homicide and related offences	0.1	—	—	—	0.1	—	0.1	—	—
Acts intended to cause injury	26.6	6.9	8.7	13.1	15.7	16.7	22.6	25.8	15.1
Sexual assault and related offences	0.6	0.5	0.1	0.4	0.3	0.4	0.4	0.8	0.4
Dangerous or negligent acts endangering persons	0.1	0.7	0.2	—	0.7	—	1.2	—	0.3
Abduction and related offences	—	—	—	—	—	—	—	0.2	—
Robbery, extortion and related offences	0.1	0.4	—	0.1	0.2	0.1	0.1	0.2	0.2
Unlawful entry with intent/burglary, break and enter	2.6	4.5	3.0	2.3	3.7	5.1	6.3	4.2	3.4
Theft and related offences									
Theft/illegal use of motor vehicle	1.7	—	1.9	1.6	1.9	1.7	2.0	1.1	1.4
Receiving or handling proceeds of crime	3.9	2.9	4.0	3.2	2.9	2.3	1.5	2.7	3.5
Theft other	10.6	17.7	10.1	11.4	0.1	11.2	5.6	10.8	11.0
Total	16.2	20.7	15.9	16.2	4.9	15.1	9.1	(d) 17.0	15.8
Deception and related offences	8.8	5.0	7.0	7.1	8.7	5.2	3.2	5.9	7.2
Illicit drug offences									
Import or export illicit drugs	—	—	—	—	—	—	—	—	—
Deal or traffic in illicit drugs	1.1	1.9	0.6	1.0	2.2	0.9	2.7	1.5	1.3
Manufacture or cultivate illicit drugs	1.5	1.7	2.2	8.3	1.6	3.6	0.3	1.8	2.2
Possess and/or use illicit drugs	6.5	3.9	9.1	1.5	13.0	1.4	2.3	2.7	6.8
Total(e)	9.3	7.6	15.8	10.9	18.6	5.9	5.7	6.0	11.5
Weapons and explosive offences	2.0	2.6	3.1	5.4	3.6	3.0	8.6	3.2	3.0
Property damage and environmental pollution	6.6	4.7	5.1	7.2	6.3	3.8	8.3	4.7	5.7
Public order offences									
Disorderly conduct	10.2	24.1	19.7	18.6	17.4	12.2	8.3	3.4	17.1
Regulated public order offences	0.9	1.8	2.0	0.9	2.8	2.7	8.8	0.4	1.8
Total	11.1	26.0	21.7	19.5	20.2	15.0	17.1	3.7	18.9
Offences against justice procedures, government security and government operations									
Breach of justice order									
Breach of domestic violence order	4.3	2.2	4.6	1.0	—	—	—	—	3.0
Other	3.6	4.9	12.0	12.0	10.6	19.5	5.6	20.8	7.8
Total	7.8	7.1	16.6	13.0	10.6	19.5	5.6	20.8	10.8
Miscellaneous offences	8.1	8.1	2.8	4.7	6.3	10.2	10.3	6.7	6.4
<b>All offence categories(f)</b>	<b>100.0</b>	<b>100.0</b>	<b>100.0</b>	<b>100.0</b>	<b>100.0</b>	<b>100.0</b>	<b>100.0</b>	<b>100.0</b>	<b>100.0</b>

— nil or rounded to zero (including null cells)

- (a) Excludes defendants with a principal offence in ASOC Division 14 (Road traffic and motor vehicle regulatory offences) and ASOC Subdivision 041 (Dangerous or negligent operation of a vehicle).
- (b) Refers to finalised appearances rather than finalised defendants, resulting in a possible increase in the population counts for these jurisdictions (see Explanatory Notes paragraph 46).

(c) Restricted to Southern Tasmanian Magistrates' Criminal Courts (see Explanatory Notes paragraph 47).

(d) Includes Theft and related offences n.f.d.

(e) Includes Other illicit drug offences, n.e.c.

(f) Includes defendants for whom offence data are missing or a principal offence could not be determined.

# APPENDIX 1 EXPERIMENTAL MAGISTRATES' COURTS DATA *continued*

## **A4** DEFENDANTS PROVEN GUILTY, Principal sentence type by age and sex

Sex and principal sentence type	Under 20 years	20–24 years	25–29 years	30–34 years	35–44 years	45 years and over	Unknown	Total defendants
NUMBER								
<b>Males</b>								
Custodial orders								
Custody in correctional institution/community	1 329	4 776	4 633	4 124	4 309	1 536	58	20 765
Fully suspended sentences	625	2 386	2 385	2 189	2 575	1 235	39	11 434
Total	1 954	7 162	7 018	6 313	6 884	2 771	97	32 199
Non-custodial orders								
Community supervision or work orders	2 694	4 037	2 723	2 210	2 683	1 221	58	15 626
Monetary orders	26 747	53 010	37 482	31 157	40 117	28 711	11 908	229 132
Good behaviour bond/recognition orders	3 728	4 911	3 594	3 141	4 833	4 317	383	24 907
Nominal penalty	3 317	4 338	2 634	2 415	3 409	3 256	774	20 143
Total(a)	36 527	66 372	46 495	38 992	51 117	37 559	13 125	290 187
<b>Total(b)</b>	<b>38 637</b>	<b>73 686</b>	<b>53 642</b>	<b>45 419</b>	<b>58 171</b>	<b>40 459</b>	<b>13 323</b>	<b>323 337</b>
<b>Females</b>								
Custodial orders								
Custody in correctional institution/community	130	488	544	478	527	167	10	2 344
Fully suspended sentences	58	387	470	474	575	205	14	2 183
Total	188	875	1 014	952	1 102	372	24	4 527
Non-custodial orders								
Community supervision or work orders	440	941	804	757	935	361	16	4 254
Monetary orders	5 203	10 780	9 092	8 454	11 331	6 245	5 483	56 588
Good behaviour bond/recognition orders	1 041	1 608	1 372	1 344	2 059	1 337	98	8 859
Nominal penalty	619	967	736	634	1 075	1 036	227	5 294
Total(a)	7 318	14 317	12 025	11 208	15 419	8 989	5 825	75 101
<b>Total(b)</b>	<b>7 538</b>	<b>15 224</b>	<b>13 075</b>	<b>12 196</b>	<b>16 557</b>	<b>9 393</b>	<b>5 885</b>	<b>79 868</b>
<b>Defendants(c)</b>								
Custodial orders								
Custody in correctional institution/community	1 460	5 276	5 206	4 615	4 844	1 708	72	23 181
Fully suspended sentences	685	2 793	2 869	2 679	3 171	1 447	55	13 699
Total	2 145	8 069	8 075	7 294	8 015	3 155	127	36 880
Non-custodial orders								
Community supervision or work orders	3 154	5 031	3 554	2 983	3 639	1 594	79	20 034
Monetary orders	32 261	64 559	47 135	40 000	52 024	35 375	23 407	294 761
Good behaviour bond/recognition orders	4 784	6 553	4 979	4 498	6 919	5 665	635	34 033
Nominal penalty	3 941	5 308	3 376	3 053	4 489	4 299	1 296	25 762
Total(a)	44 196	81 548	59 127	50 622	67 166	46 997	25 420	375 076
<b>Total(b)</b>	<b>46 529</b>	<b>89 801</b>	<b>67 367</b>	<b>58 066</b>	<b>75 387</b>	<b>50 313</b>	<b>25 730</b>	<b>413 193</b>

(a) Includes defendants with other non-custodial orders such as licence disqualification/suspension/amendment.

(b) Includes defendants for whom sentence type is not known.

(c) Includes organisations and persons with unknown sex.

# APPENDIX 1 EXPERIMENTAL MAGISTRATES' COURTS DATA *continued*

## **A4** DEFENDANTS PROVEN GUILTY, Principal sentence type by age and sex *continued*

Sex and principal sentence type	Under 20 years	20–24 years	25–29 years	30–34 years	35–44 years	45 years and over	Unknown	Total defendants
PROPORTION (%)								
<b>Males</b>								
Custodial orders								
Custody in correctional institution/community	3.4	6.5	8.6	9.1	7.4	3.8	0.4	6.4
Fully suspended sentences	1.6	3.2	4.4	4.8	4.4	3.1	0.3	3.5
Total	5.1	9.7	13.1	13.9	11.8	6.8	0.7	10.0
Non-custodial orders								
Community supervision or work orders	7.0	5.5	5.1	4.9	4.6	3.0	0.4	4.8
Monetary orders	69.2	71.9	69.9	68.6	69.0	71.0	89.4	70.9
Good behaviour bond/recognition orders	9.6	6.7	6.7	6.9	8.3	10.7	2.9	7.7
Nominal penalty	8.6	5.9	4.9	5.3	5.9	8.0	5.8	6.2
Total(a)	94.5	90.1	86.7	85.8	87.9	92.8	98.5	89.7
<b>Total(b)</b>	<b>100.0</b>	<b>100.0</b>	<b>100.0</b>	<b>100.0</b>	<b>100.0</b>	<b>100.0</b>	<b>100.0</b>	<b>100.0</b>
<b>Females</b>								
Custodial orders								
Custody in correctional institution/community	1.7	3.2	4.2	3.9	3.2	1.8	0.2	2.9
Fully suspended sentences	0.8	2.5	3.6	3.9	3.5	2.2	0.2	2.7
Total	2.5	5.7	7.8	7.8	6.7	4.0	0.4	5.7
Non-custodial orders								
Community supervision or work orders	5.8	6.2	6.1	6.2	5.6	3.8	0.3	5.3
Monetary orders	69.0	70.8	69.5	69.3	68.4	66.5	93.2	70.9
Good behaviour bond/recognition orders	13.8	10.6	10.5	11.0	12.4	14.2	1.7	11.1
Nominal penalty	8.2	6.4	5.6	5.2	6.5	11.0	3.9	6.6
Total(a)	97.1	94.0	92.0	91.9	93.1	95.7	99.0	94.0
<b>Total(b)</b>	<b>100.0</b>	<b>100.0</b>	<b>100.0</b>	<b>100.0</b>	<b>100.0</b>	<b>100.0</b>	<b>100.0</b>	<b>100.0</b>
<b>Defendants(c)</b>								
Custodial orders								
Custody in correctional institution/community	3.1	5.9	7.7	7.9	6.4	3.4	0.3	5.6
Fully suspended sentences	1.5	3.1	4.3	4.6	4.2	2.9	0.2	3.3
Total	4.6	9.0	12.0	12.6	10.6	6.3	0.5	8.9
Non-custodial orders								
Community supervision or work orders	6.8	5.6	5.3	5.1	4.8	3.2	0.3	4.8
Monetary orders	69.3	71.9	70.0	68.9	69.0	70.3	91.0	71.3
Good behaviour bond/recognition orders	10.3	7.3	7.4	7.7	9.2	11.3	2.5	8.2
Nominal penalty	8.5	5.9	5.0	5.3	6.0	8.5	5.0	6.2
Total(a)	95.0	90.8	87.8	87.2	89.1	93.4	98.8	90.8
<b>Total(b)</b>	<b>100.0</b>	<b>100.0</b>	<b>100.0</b>	<b>100.0</b>	<b>100.0</b>	<b>100.0</b>	<b>100.0</b>	<b>100.0</b>

(a) Includes defendants with other non-custodial orders such as licence disqualification/suspension/amendment.

(b) Includes defendants for whom sentence type is not known.

(c) Includes organisations and persons with unknown sex.

# APPENDIX 1 EXPERIMENTAL MAGISTRATES' COURTS DATA *continued*

## **A5** DEFENDANTS PROVEN GUILTY, Principal offence by principal sentence type(a)

ASOC Division and principal sentence type	NSW(b)	Vic.	Qld	SA	WA	Tas.(c)	NT(b)	ACT	Aust.
NUMBER									
<b>Homicide and related offences</b>									
Custodial orders	8	—	—	—	5	—	—	1	14
Non-custodial orders—monetary orders	10	—	—	—	6	—	—	—	16
Non-custodial orders—other(d)	22	—	—	—	—	—	—	—	22
Total(e)	40	—	—	1	11	—	—	1	53
<b>Acts intended to cause injury</b>									
Custodial orders	3 549	593	821	578	931	124	561	95	7 252
Non-custodial orders—monetary orders	5 173	1 438	2 924	1 145	1 510	299	139	396	13 024
Non-custodial orders—other(d)	6 648	1 445	1 247	183	1 213	159	78	54	11 027
Total(e)	15 370	3 539	4 992	1 932	3 654	582	778	545	31 392
<b>Sexual assault and related offences</b>									
Custodial orders	127	79	12	31	12	6	9	5	281
Non-custodial orders—monetary orders	53	43	11	20	29	4	—	9	169
Non-custodial orders—other(d)	92	100	21	2	13	3	—	2	233
Total(e)	272	245	44	54	54	13	9	16	707
<b>Dangerous or negligent acts endangering persons</b>									
Custodial orders	417	133	425	80	756	54	105	16	1 986
Non-custodial orders—monetary orders	3 564	3 225	9 916	2 079	11 898	92	316	145	31 235
Non-custodial orders—other(d)	1 222	1 314	623	87	631	6	31	15	3 929
Total(e)	5 203	4 687	10 964	2 257	13 285	152	452	176	37 176
<b>Abduction and related offences</b>									
Custodial orders	1	—	2	—	2	—	1	2	8
Non-custodial orders—monetary orders	—	—	1	—	4	—	—	2	7
Non-custodial orders—other(d)	—	—	2	—	1	—	—	—	3
Total(e)	1	—	5	—	7	—	1	4	18
<b>Robbery, extortion and related offences</b>									
Custodial orders	26	91	2	3	10	2	—	3	137
Non-custodial orders—monetary orders	5	27	—	5	16	—	—	1	54
Non-custodial orders—other(d)	14	69	—	—	1	1	—	—	85
Total(e)	45	208	2	8	27	3	—	4	297
<b>Unlawful entry with intent/burglary, break and enter</b>									
Custodial orders	1 013	1 069	509	269	420	112	183	45	3 620
Non-custodial orders—monetary orders	149	395	572	55	175	17	21	31	1 415
Non-custodial orders—other(d)	417	809	632	17	266	55	43	9	2 248
Total(e)	1 579	2 333	1 713	350	861	184	247	85	7 352
<b>Theft and related offences</b>									
Custodial orders	2 217	2 185	638	353	315	95	123	64	5 990
Non-custodial orders—monetary orders	4 604	3 605	7 298	1 793	481	195	150	231	18 357
Non-custodial orders—other(d)	3 289	4 759	1 300	267	339	256	68	62	10 340
Total(e)	10 110	10 720	9 236	2 448	1 135	546	341	357	34 893
<b>Deception and related offences</b>									
Custodial orders	1 125	292	566	294	329	32	72	23	2 733
Non-custodial orders—monetary orders	2 802	1 145	2 657	672	992	74	46	76	8 464
Non-custodial orders—other(d)	1 665	1 100	859	93	731	83	12	31	4 574
Total(e)	5 592	2 583	4 082	1 071	2 052	189	130	130	15 829

— nil or rounded to zero (including null cells)

(a) Refers to the principal offence for the defendant's case which does not necessarily reflect the principal offence for the principal sentence.

(b) Refers to finalised appearances rather than finalised defendants, resulting in a possible increase in the population counts for these jurisdictions (see Explanatory Notes paragraph 46).

(c) Restricted to Southern Tasmanian Magistrates' Criminal Courts (see Explanatory Notes paragraph 47).

(d) Includes defendants with other non-custodial orders excluding monetary orders.

(e) Includes defendants for whom sentence type is not known.

# APPENDIX 1 EXPERIMENTAL MAGISTRATES' COURTS DATA *continued*

## **A5** DEFENDANTS PROVEN GUILTY, Principal offence by principal sentence type(a) *continued*

ASOC Division and principal sentence type	NSW(b)	Vic.	Qld	SA	WA	Tas.(c)	NT(b)	ACT	Aust.
NUMBER <i>cont.</i>									
<b>Illicit drug offences</b>									
Custodial orders	696	565	386	32	223	20	86	8	2 016
Non-custodial orders—monetary orders	3 813	1 871	7 860	1 542	3 741	146	124	106	19 203
Non-custodial orders—other(d)	1 498	1 448	938	66	479	52	13	18	4 512
<b>Total(e)</b>	<b>6 007</b>	<b>3 953</b>	<b>9 184</b>	<b>1 645</b>	<b>4 443</b>	<b>218</b>	<b>223</b>	<b>132</b>	<b>25 805</b>
<b>Weapons and explosives offences</b>									
Custodial orders	192	96	127	63	74	17	89	9	667
Non-custodial orders—monetary orders	643	765	1 498	678	665	60	214	48	4 571
Non-custodial orders—other(d)	426	474	177	69	125	32	44	8	1 355
<b>Total(e)</b>	<b>1 261</b>	<b>1 346</b>	<b>1 802</b>	<b>819</b>	<b>864</b>	<b>109</b>	<b>347</b>	<b>65</b>	<b>6 613</b>
<b>Property damage and environmental pollution</b>									
Custodial orders	271	211	187	78	148	8	125	8	1 036
Non-custodial orders—monetary orders	2 704	1 037	2 314	875	944	68	143	79	8 164
Non-custodial orders—other(d)	1 127	1 136	451	118	408	56	58	12	3 366
<b>Total(e)</b>	<b>4 102</b>	<b>2 423</b>	<b>2 952</b>	<b>1 084</b>	<b>1 500</b>	<b>132</b>	<b>326</b>	<b>99</b>	<b>12 618</b>
<b>Public order offences</b>									
Custodial orders	257	406	189	46	216	15	106	6	1 241
Non-custodial orders—monetary orders	5 006	2 296	11 524	2 663	3 478	367	521	62	25 917
Non-custodial orders—other(d)	1 810	9 180	932	199	1 134	166	54	10	13 485
<b>Total(e)</b>	<b>7 073</b>	<b>11 953</b>	<b>12 645</b>	<b>2 945</b>	<b>4 828</b>	<b>548</b>	<b>681</b>	<b>78</b>	<b>40 751</b>
<b>Road traffic and motor vehicle regulatory offences</b>									
Custodial orders	2 168	1 072	665	490	887	240	678	58	6 258
Non-custodial orders—monetary orders	28 047	21 415	42 654	15 534	10 891	11 744	3 994	1 172	135 451
Non-custodial orders—other(d)	12 863	2 077	710	484	502	165	159	119	17 079
<b>Total(e)</b>	<b>43 078</b>	<b>24 740</b>	<b>44 029</b>	<b>16 594</b>	<b>12 280</b>	<b>12 149</b>	<b>4 831</b>	<b>1 349</b>	<b>159 050</b>
<b>Offences against justice procedures, government security and government operations</b>									
Custodial orders	508	315	629	79	247	291	59	1	2 129
Non-custodial orders—monetary orders	2 587	2 318	7 747	1 716	1 690	320	149	435	16 962
Non-custodial orders—other(d)	1 620	966	1 247	123	542	93	13	16	4 620
<b>Total(e)</b>	<b>4 715</b>	<b>3 638</b>	<b>9 623</b>	<b>1 957</b>	<b>2 479</b>	<b>704</b>	<b>221</b>	<b>452</b>	<b>23 789</b>
<b>Miscellaneous offences</b>									
Custodial orders	262	154	36	24	79	3	15	8	581
Non-custodial orders—monetary orders	4 097	3 102	1 434	539	1 188	358	206	102	11 026
Non-custodial orders—other(d)	828	799	179	87	218	13	186	23	2 333
<b>Total(e)</b>	<b>5 187</b>	<b>4 135</b>	<b>1 649</b>	<b>706</b>	<b>1 485</b>	<b>374</b>	<b>407</b>	<b>133</b>	<b>14 076</b>
<b>All offence categories(f)</b>									
Custodial orders	12 837	8 175	5 194	2 420	4 655	1 019	2 226	354	36 880
Non-custodial orders—monetary orders	63 257	43 352	98 410	29 316	37 714	13 744	6 061	2 907	294 761
Non-custodial orders—other(d)	33 541	26 772	9 318	1 795	6 604	1 140	761	384	80 315
<b>Total(e)</b>	<b>109 635</b>	<b>79 196</b>	<b>112 922</b>	<b>33 871</b>	<b>48 973</b>	<b>15 903</b>	<b>9 048</b>	<b>3 645</b>	<b>413 193</b>

- (a) Refers to the principal offence for the defendant's case which does not necessarily reflect the principal offence for the principal sentence.
- (b) Refers to finalised appearances rather than finalised defendants, resulting in a possible increase in the population counts for these jurisdictions (see Explanatory Notes paragraph 46).

- (c) Restricted to Southern Tasmanian Magistrates' Criminal Courts (see Explanatory Notes paragraph 47).
- (d) Includes defendants with other non-custodial orders excluding monetary orders.
- (e) Includes defendants for whom sentence type is not known.
- (f) Includes defendants for whom offence data are missing or a principal offence could not be determined.



# APPENDIX 1 EXPERIMENTAL MAGISTRATES' COURTS DATA *continued*

## **A5** DEFENDANTS PROVEN GUILTY, Principal offence by principal sentence type(a) *continued*

ASOC Division and principal sentence type	NSW(b)	Vic.	Qld	SA	WA	Tas.(c)	NT(b)	ACT	Aust.
PROPORTION (%)									
<b>Homicide and related offences</b>									
Custodial orders	20.0	—	—	—	45.5	—	—	100.0	26.4
Non-custodial orders—monetary orders	25.0	—	—	—	54.5	—	—	—	30.2
Non-custodial orders—other(d)	55.0	—	—	—	—	—	—	—	41.5
Total(e)	100.0	—	—	100.0	100.0	—	—	100.0	100.0
<b>Acts intended to cause injury</b>									
Custodial orders	23.1	16.8	16.4	29.9	25.5	21.3	72.1	17.4	23.1
Non-custodial orders—monetary orders	33.7	40.6	58.6	59.3	41.3	51.4	17.9	72.7	41.5
Non-custodial orders—other(d)	43.3	40.8	25.0	9.5	33.2	27.3	10.0	9.9	35.1
Total(e)	100.0	100.0	100.0	100.0	100.0	100.0	100.0	100.0	100.0
<b>Sexual assault and related offences</b>									
Custodial orders	46.7	32.2	27.3	57.4	22.2	46.2	100.0	31.3	39.7
Non-custodial orders—monetary orders	19.5	17.6	25.0	37.0	53.7	30.8	—	56.3	23.9
Non-custodial orders—other(d)	33.8	40.8	47.7	3.7	24.1	23.1	—	12.5	33.0
Total(e)	100.0	100.0	100.0	100.0	100.0	100.0	100.0	100.0	100.0
<b>Dangerous or negligent acts endangering persons</b>									
Custodial orders	8.0	2.8	3.9	3.5	5.7	35.5	23.2	9.1	5.3
Non-custodial orders—monetary orders	68.5	68.8	90.4	92.1	89.6	60.5	69.9	82.4	84.0
Non-custodial orders—other(d)	23.5	28.0	5.7	3.9	4.7	3.9	6.9	8.5	10.6
Total(e)	100.0	100.0	100.0	100.0	100.0	100.0	100.0	100.0	100.0
<b>Abduction and related offences</b>									
Custodial orders	100.0	—	40.0	—	28.6	—	100.0	50.0	44.4
Non-custodial orders—monetary orders	—	—	20.0	—	57.1	—	—	50.0	38.9
Non-custodial orders—other(d)	—	—	40.0	—	14.3	—	—	—	16.7
Total(e)	100.0	—	100.0	—	100.0	—	100.0	100.0	100.0
<b>Robbery, extortion and related offences</b>									
Custodial orders	57.8	43.8	100.0	37.5	37.0	66.7	—	75.0	46.1
Non-custodial orders—monetary orders	11.1	13.0	—	62.5	59.3	—	—	25.0	18.2
Non-custodial orders—other(d)	31.1	33.2	—	—	3.7	33.3	—	—	28.6
Total(e)	100.0	100.0	100.0	100.0	100.0	100.0	—	100.0	100.0
<b>Unlawful entry with intent/burglary, break and enter</b>									
Custodial orders	64.2	45.8	29.7	76.9	48.8	60.9	74.1	52.9	49.2
Non-custodial orders—monetary orders	9.4	16.9	33.4	15.7	20.3	9.2	8.5	36.5	19.2
Non-custodial orders—other(d)	26.4	34.7	36.9	4.9	30.9	29.9	17.4	10.6	30.6
Total(e)	100.0	100.0	100.0	100.0	100.0	100.0	100.0	100.0	100.0
<b>Theft and related offences</b>									
Custodial orders	21.9	20.4	6.9	14.4	27.8	17.4	36.1	17.9	17.2
Non-custodial orders—monetary orders	45.5	33.6	79.0	73.2	42.4	35.7	44.0	64.7	52.6
Non-custodial orders—other(d)	32.5	44.4	14.1	10.9	29.9	46.9	19.9	17.4	29.6
Total(e)	100.0	100.0	100.0	100.0	100.0	100.0	100.0	100.0	100.0
<b>Deception and related offences</b>									
Custodial orders	20.1	11.3	13.9	27.5	16.0	16.9	55.4	17.7	17.3
Non-custodial orders—monetary orders	50.1	44.3	65.1	62.7	48.3	39.2	35.4	58.5	53.5
Non-custodial orders—other(d)	29.8	42.6	21.0	8.7	35.6	43.9	9.2	23.8	28.9
Total(e)	100.0	100.0	100.0	100.0	100.0	100.0	100.0	100.0	100.0

— nil or rounded to zero (including null cells)

(a) Refers to the principal offence for the defendant's case which does not necessarily reflect the principal offence for the principal sentence.

(b) Refers to finalised appearances rather than finalised defendants, resulting in a possible increase in the population counts for these jurisdictions (see Explanatory Notes paragraph 46).

(c) Restricted to Southern Tasmanian Magistrates' Criminal Courts (see Explanatory Notes paragraph 47).

(d) Includes defendants with other non-custodial orders excluding monetary orders.

(e) Includes defendants for whom sentence type is not known.

# APPENDIX 1 EXPERIMENTAL MAGISTRATES' COURTS DATA *continued*

## **A5** DEFENDANTS PROVEN GUILTY, Principal offence by principal sentence type(a) *continued*

ASOC Division and principal sentence type	NSW(b)	Vic.	Qld	SA	WA	Tas.(c)	NT(b)	ACT	Aust.
PROPORTION (%) <i>cont.</i>									
<b>Illicit drug offences</b>									
Custodial orders	11.6	14.3	4.2	1.9	5.0	9.2	38.6	6.1	7.8
Non-custodial orders—monetary orders	63.5	47.3	85.6	93.7	84.2	67.0	55.6	80.3	74.4
Non-custodial orders—other(d)	24.9	36.6	10.2	4.0	10.8	23.9	5.8	13.6	17.5
Total(e)	100.0	100.0	100.0	100.0	100.0	100.0	100.0	100.0	100.0
<b>Weapons and explosives offences</b>									
Custodial orders	15.2	7.1	7.0	7.7	8.6	15.6	25.6	13.8	10.1
Non-custodial orders—monetary orders	51.0	56.8	83.1	82.8	77.0	55.0	61.7	73.8	69.1
Non-custodial orders—other(d)	33.8	35.2	9.8	8.4	14.5	29.4	12.7	12.3	20.5
Total(e)	100.0	100.0	100.0	100.0	100.0	100.0	100.0	100.0	100.0
<b>Property damage and environmental pollution</b>									
Custodial orders	6.6	8.7	6.3	7.2	9.9	6.1	38.3	8.1	8.2
Non-custodial orders—monetary orders	65.9	42.8	78.4	80.7	62.9	51.5	43.9	79.8	64.7
Non-custodial orders—other(d)	27.5	46.9	15.3	10.9	27.2	42.4	17.8	12.1	26.7
Total(e)	100.0	100.0	100.0	100.0	100.0	100.0	100.0	100.0	100.0
<b>Public order offences</b>									
Custodial orders	3.6	3.4	1.5	1.6	4.5	2.7	15.6	7.7	3.0
Non-custodial orders—monetary orders	70.8	19.2	91.1	90.4	72.0	67.0	76.5	79.5	63.6
Non-custodial orders—other(d)	25.6	76.8	7.4	6.8	23.5	30.3	7.9	12.8	33.1
Total(e)	100.0	100.0	100.0	100.0	100.0	100.0	100.0	100.0	100.0
<b>Road traffic and motor vehicle regulatory offences</b>									
Custodial orders	5.0	4.3	1.5	3.0	7.2	2.0	14.0	4.3	3.9
Non-custodial orders—monetary orders	65.1	86.6	96.9	93.6	88.7	96.7	82.7	86.9	85.2
Non-custodial orders—other(d)	29.9	8.4	1.6	2.9	4.1	1.4	3.3	8.8	10.7
Total(e)	100.0	100.0	100.0	100.0	100.0	100.0	100.0	100.0	100.0
<b>Offences against justice procedures, government security and government operations</b>									
Custodial orders	10.8	8.7	6.5	4.0	10.0	41.3	26.7	0.2	8.9
Non-custodial orders—monetary orders	54.9	63.7	80.5	87.7	68.2	45.5	67.4	96.2	71.3
Non-custodial orders—other(d)	34.4	26.6	13.0	6.3	21.9	13.2	5.9	3.5	19.4
Total(e)	100.0	100.0	100.0	100.0	100.0	100.0	100.0	100.0	100.0
<b>Miscellaneous offences</b>									
Custodial orders	5.1	3.7	2.2	3.4	5.3	0.8	3.7	6.0	4.1
Non-custodial orders—monetary orders	79.0	75.0	87.0	76.3	80.0	95.7	50.6	76.7	78.3
Non-custodial orders—other(d)	16.0	19.3	10.9	12.3	14.7	3.5	45.7	17.3	16.6
Total(e)	100.0	100.0	100.0	100.0	100.0	100.0	100.0	100.0	100.0
<b>All offence categories(f)</b>									
Custodial orders	11.7	10.3	4.6	7.1	9.5	6.4	24.6	9.7	8.9
Non-custodial orders—monetary orders	57.7	54.7	87.1	86.6	77.0	86.4	67.0	79.8	71.3
Non-custodial orders—other(d)	30.6	33.8	8.3	5.3	13.5	7.2	8.4	10.5	19.4
<b>Total(e)</b>	<b>100.0</b>	<b>100.0</b>	<b>100.0</b>	<b>100.0</b>	<b>100.0</b>	<b>100.0</b>	<b>100.0</b>	<b>100.0</b>	<b>100.0</b>

- (a) Refers to the principal offence for the defendant's case which does not necessarily reflect the principal offence for the principal sentence.
- (b) Refers to finalised appearances rather than finalised defendants, resulting in a possible increase in the population counts for these jurisdictions (see Explanatory Notes paragraph 46).

- (c) Restricted to Southern Tasmanian Magistrates' Criminal Courts (see Explanatory Notes paragraph 47).
- (d) Includes defendants with other non-custodial orders excluding monetary orders.
- (e) Includes defendants for whom sentence type is not known.
- (f) Includes defendants for whom offence data are missing or a principal offence could not be determined.

# APPENDIX 1 EXPERIMENTAL MAGISTRATES' COURTS DATA *continued*

## A6 FINALISED DEFENDANTS, Duration from initiation to finalisation

Method of finalisation/duration (weeks)	NSW(a)(b)	Vic.	Qld	SA	WA	Tas.(c)	NT(a)	ACT	Aust.
NUMBER									
<b>Acquitted</b>									
Under 6	949	2 070	73	—	125	4	86	41	3 348
6 and under 13	1 228	422	107	3	191	2	55	35	2 043
13 and under 20	1 480	146	130	9	206	18	77	20	2 086
20 and under 26	1 711	101	71	5	102	19	55	20	2 084
26 and under 39	157	158	81	10	123	50	48	45	672
39 and under 52	392	123	31	18	50	45	34	13	706
52 and over	302	51	51	26	64	35	87	14	630
<b>Total(d)</b>	<b>6 219</b>	<b>3 071</b>	<b>545</b>	<b>71</b>	<b>861</b>	<b>173</b>	<b>442</b>	<b>188</b>	<b>11 570</b>
<b>Proven guilty</b>									
Under 6	70 459	49 831	83 996	7 884	38 489	3 129	3 973	950	258 711
6 and under 13	16 793	14 237	14 872	13 739	4 349	1 848	2 640	1 391	69 869
13 and under 20	10 337	6 465	5 275	4 728	2 156	6 664	735	442	36 802
20 and under 26	8 512	2 969	2 291	1 980	1 162	1 615	381	223	19 133
26 and under 39	602	2 860	2 244	1 747	1 360	1 112	456	342	10 723
39 and under 52	1 560	1 580	913	1 541	577	554	234	107	7 066
52 and over	1 372	1 245	1 792	2 243	880	981	629	190	9 332
<b>Total(d)</b>	<b>109 635</b>	<b>79 196</b>	<b>112 922</b>	<b>33 871</b>	<b>48 973</b>	<b>15 903</b>	<b>9 048</b>	<b>3 645</b>	<b>413 193</b>
<b>Transfer to other court levels</b>									
Under 6	na	156	143	70	620	31	18	18	na
6 and under 13	na	616	1 413	264	550	45	53	12	na
13 and under 20	na	354	1 177	357	445	36	39	12	na
20 and under 26	na	236	791	137	148	30	22	22	na
26 and under 39	na	529	862	85	154	45	30	27	na
39 and under 52	na	178	328	41	50	24	8	13	na
52 and over	na	211	282	34	51	52	22	23	na
<b>Total(d)</b>	<b>na</b>	<b>2 280</b>	<b>5 006</b>	<b>988</b>	<b>2 018</b>	<b>263</b>	<b>192</b>	<b>127</b>	<b>na</b>
<b>Non-adjudicated charge finalisation</b>									
Under 6	5 027	8 381	3 783	1 272	17	553	442	352	19 827
6 and under 13	2 286	1 771	1 863	2 269	18	319	833	695	10 054
13 and under 20	2 188	853	1 526	1 827	19	609	165	173	7 360
20 and under 26	2 430	394	866	1 276	15	136	76	65	5 258
26 and under 39	165	469	1 084	1 217	10	208	88	109	3 350
39 and under 52	521	173	525	1 159	7	140	50	36	2 611
52 and over	567	273	719	2 402	25	259	157	98	4 500
<b>Total(d)</b>	<b>13 184</b>	<b>12 314</b>	<b>10 404</b>	<b>11 429</b>	<b>111</b>	<b>2 224</b>	<b>1 811</b>	<b>1 528</b>	<b>53 005</b>
<b>Total defendants(e)</b>									
Under 6	na	60 438	87 995	9 226	39 373	3 717	4 519	1 361	na
6 and under 13	na	17 046	18 255	16 275	5 173	2 455	3 581	2 133	na
13 and under 20	na	7 818	8 108	6 921	2 878	7 400	1 016	647	na
20 and under 26	na	3 700	4 019	3 398	1 455	1 839	534	330	na
26 and under 39	na	4 016	4 271	3 059	1 688	1 442	622	523	na
39 and under 52	na	2 054	1 797	2 759	701	775	326	169	na
52 and over	na	1 780	2 844	4 705	1 039	1 348	895	325	na
<b>Total(d)</b>	<b>na</b>	<b>96 861</b>	<b>128 877</b>	<b>46 359</b>	<b>52 307</b>	<b>18 976</b>	<b>11 493</b>	<b>5 488</b>	<b>na</b>

— nil or rounded to zero (including null cells)

na not available

(a) Refers to finalised appearances rather than finalised defendants, resulting in a possible increase in the population counts for these jurisdictions (see Explanatory Notes paragraph 46).

(b) Excludes defendants finalised by committal to a Higher Court in New South Wales in 2002–03 (see Explanatory Notes paragraph 14).

(c) Restricted to Southern Tasmanian Magistrates' Criminal Courts (see Explanatory Notes paragraph 47).

(d) Includes defendants with an unknown duration.

(e) Includes defendants with an unknown method of finalisation.

# APPENDIX 1 EXPERIMENTAL MAGISTRATES' COURTS DATA *continued*

## **A6** FINALISED DEFENDANTS, Duration from initiation to finalisation *continued*

<i>Method of finalisation/duration (weeks)</i>	<i>NSW(a)(b)</i>	<i>Vic.</i>	<i>Qld</i>	<i>SA</i>	<i>WA</i>	<i>Tas.(c)</i>	<i>NT(a)</i>	<i>ACT</i>	<i>Aust.</i>
PROPORTION (%)									
<b>Acquitted</b>									
Under 6	15.3	67.4	13.4	—	14.5	2.3	19.5	21.8	28.9
6 and under 13	19.7	13.7	19.6	4.2	22.2	1.2	12.4	18.6	17.7
13 and under 20	23.8	4.8	23.9	12.7	23.9	10.4	17.4	10.6	18.0
20 and under 26	27.5	3.3	13.0	7.0	11.8	11.0	12.4	10.6	18.0
26 and under 39	2.5	5.1	14.9	14.1	14.3	28.9	10.9	23.9	5.8
39 and under 52	6.3	4.0	5.7	25.4	5.8	26.0	7.7	6.9	6.1
52 and over	4.9	1.7	9.4	36.6	7.4	20.2	19.7	7.4	5.4
<i>Total(d)</i>	<i>100.0</i>	<i>100.0</i>	<i>100.0</i>	<i>100.0</i>	<i>100.0</i>	<i>100.0</i>	<i>100.0</i>	<i>100.0</i>	<i>100.0</i>
<b>Proven guilty</b>									
Under 6	64.3	62.9	74.4	23.3	78.6	19.7	43.9	26.1	62.6
6 and under 13	15.3	18.0	13.2	40.6	8.9	11.6	29.2	38.2	16.9
13 and under 20	9.4	8.2	4.7	14.0	4.4	41.9	8.1	12.1	8.9
20 and under 26	7.8	3.7	2.0	5.8	2.4	10.2	4.2	6.1	4.6
26 and under 39	0.5	3.6	2.0	5.2	2.8	7.0	5.0	9.4	2.6
39 and under 52	1.4	2.0	0.8	4.5	1.2	3.5	2.6	2.9	1.7
52 and over	1.3	1.6	1.6	6.6	1.8	6.2	7.0	5.2	2.3
<i>Total(d)</i>	<i>100.0</i>	<i>100.0</i>	<i>100.0</i>	<i>100.0</i>	<i>100.0</i>	<i>100.0</i>	<i>100.0</i>	<i>100.0</i>	<i>100.0</i>
<b>Transfer to other court levels</b>									
Under 6	na	6.8	2.9	7.1	30.7	11.8	9.4	14.2	na
6 and under 13	na	27.0	28.2	26.7	27.3	17.1	27.6	9.4	na
13 and under 20	na	15.5	23.5	36.1	22.1	13.7	20.3	9.4	na
20 and under 26	na	10.4	15.8	13.9	7.3	11.4	11.5	17.3	na
26 and under 39	na	23.2	17.2	8.6	7.6	17.1	15.6	21.3	na
39 and under 52	na	7.8	6.6	4.1	2.5	9.1	4.2	10.2	na
52 and over	na	9.3	5.6	3.4	2.5	19.8	11.5	18.1	na
<i>Total(d)</i>	na	<i>100.0</i>	<i>100.0</i>	<i>100.0</i>	<i>100.0</i>	<i>100.0</i>	<i>100.0</i>	<i>100.0</i>	na
<b>Non-adjudicated charge finalisation</b>									
Under 6	38.1	68.1	36.4	11.1	15.3	24.9	24.4	23.0	37.4
6 and under 13	17.3	14.4	17.9	19.9	16.2	14.3	46.0	45.5	19.0
13 and under 20	16.6	6.9	14.7	16.0	17.1	27.4	9.1	11.3	13.9
20 and under 26	18.4	3.2	8.3	11.2	13.5	6.1	4.2	4.3	9.9
26 and under 39	1.3	3.8	10.4	10.6	9.0	9.4	4.9	7.1	6.3
39 and under 52	4.0	1.4	5.0	10.1	6.3	6.3	2.8	2.4	4.9
52 and over	4.3	2.2	6.9	21.0	22.5	11.6	8.7	6.4	8.5
<i>Total(d)</i>	<i>100.0</i>	<i>100.0</i>	<i>100.0</i>	<i>100.0</i>	<i>100.0</i>	<i>100.0</i>	<i>100.0</i>	<i>100.0</i>	<i>100.0</i>
<b>Total defendants(e)</b>									
Under 6	na	62.4	68.3	19.9	75.3	19.6	39.3	24.8	na
6 and under 13	na	17.6	14.2	35.1	9.9	12.9	31.2	38.9	na
13 and under 20	na	8.1	6.3	14.9	5.5	39.0	8.8	11.8	na
20 and under 26	na	3.8	3.1	7.3	2.8	9.7	4.6	6.0	na
26 and under 39	na	4.1	3.3	6.6	3.2	7.6	5.4	9.5	na
39 and under 52	na	2.1	1.4	6.0	1.3	4.1	2.8	3.1	na
52 and over	na	1.8	2.2	10.1	2.0	7.1	7.8	5.9	na
<b>Total(d)</b>	na	<b>100.0</b>	<b>100.0</b>	<b>100.0</b>	<b>100.0</b>	<b>100.0</b>	<b>100.0</b>	<b>100.0</b>	na

— nil or rounded to zero (including null cells)

na not available

(a) Refers to finalised appearances rather than finalised defendants, resulting in a possible increase in the population counts for these jurisdictions (see Explanatory Notes paragraph 46).

(b) Excludes defendants finalised by committal to a Higher Court in New South Wales in 2002–03 (see Explanatory Notes paragraph 14).

(c) Restricted to Southern Tasmanian Magistrates' Criminal Courts (see Explanatory Notes paragraph 47).

(d) Includes defendants with an unknown duration.

(e) Includes defendants with an unknown method of finalisation.

## APPENDIX 2 METHOD OF FINALISATION CLASSIFICATION

<i>Code</i>	<i>Division/Subdivision/Item</i>
<b>1</b>	<b>Adjudicated finalisation</b>
10	Adjudicated finalisation n.f.d.
11	Charge proven
111	Guilty finding by court
112	Guilty plea by defendant
12	Acquitted
121	Acquitted by court
122	Not guilty on the grounds of insanity
123	No case to answer at committal
129	Charge unproven n.e.c.
<b>2</b>	<b>Finalisation by transfer between court levels</b>
20	Finalisation by transfer between court levels n.f.d.
21	Transfer from a Court of Summary Jurisdiction to a Higher Court
211	Committed for trial
212	Committed for sentence
219	Transfer from a Court of Summary Jurisdiction to a Higher Court n.e.c.
22	Transfer from a Higher Court to a Court of Summary Jurisdiction
29	Other transfers between court levels
<b>3</b>	<b>Non-adjudicated finalisation</b>
30	Non-adjudicated finalisation n.f.d.
31	Defendant deceased
33	Unfit to plead
34	Withdrawn by the prosecution
39	Other non-adjudicated finalisation
<b>9</b>	<b>Method of finalisation unknown/not stated</b>

## APPENDIX 3 AUSTRALIAN STANDARD OFFENCE CLASSIFICATION

### Code Division/Subdivision

#### 01 Homicide and related offences

- 011 Murder
- 012 Conspiracies and attempts to murder
- 013 Manslaughter and driving causing death

#### 02 Acts intended to cause injury

- 021 Assault
- 029 Other acts intended to cause injury

#### 03 Sexual assault and related offences

- 031 Sexual assault
- 032 Non-assaultive sexual offences

#### 04 Dangerous or negligent acts endangering persons

- 041 Dangerous or negligent operations of a vehicle
- 049 Other dangerous or negligent acts endangering persons

#### 05 Abduction and related offences

- 051 Abduction and kidnapping
- 052 Deprivation of liberty/False imprisonment

#### 06 Robbery, extortion and related offences

- 061 Robbery
- 062 Blackmail and extortion

#### 07 Unlawful entry with intent/Burglary, break and enter

- 071 Unlawful entry with intent/Burglary, break and enter

#### 08 Theft and related offences

- 081 Motor vehicle theft and related offences
- 082 Theft (except motor vehicles)
- 083 Receiving or handling proceeds of crime
- 084 Illegal use of property (except motor vehicles)

#### 09 Deception and related offences

- 091 Fraud, forgery or false financial instruments
- 092 Counterfeiting currency and related offences
- 093 Dishonest conversion
- 094 Bribery
- 099 Other deception offences

#### 10 Illicit drug offences

- 101 Import or export illicit drugs
- 102 Deal or traffic in illicit drugs
- 103 Manufacture or cultivate illicit drugs
- 104 Possess and/or use illicit drugs
- 109 Other illicit drug offences

#### 11 Weapons and explosive offences

- 111 Prohibited weapons/Explosives offences
- 112 Regulated weapons/Explosives offences

#### 12 Property damage and environmental pollution

- 121 Property damage
- 122 Environmental pollution

#### 13 Public order offences

- 131 Disorderly conduct
- 132 Regulated public order offences

#### 14 Road traffic and motor vehicle regulatory offences

- 141 Driving licence offences
- 142 Road vehicle registration and road worthiness offences
- 143 Regulatory driving offences
- 144 Pedestrian offences

#### 15 Offences against justice procedures, government security and government operations

- 151 Breach of justice order
- 152 Other offences against justice procedures
- 153 Offences against government security
- 154 Offences against government operations

#### 16 Miscellaneous offences

- 161 Harassment and related offences
- 162 Public health and safety offences
- 163 Commercial/Industry/Financial regulation
- 169 Other miscellaneous offences

## APPENDIX 4 NATIONAL OFFENCE INDEX

### Index ASOC

1	0111	Murder
2	0110	Murder
3	0122	Attempted murder
4	0121	Conspiracy to murder
5	0120	Conspiracies and attempts to murder
6	0131	Manslaughter
7	0130	Manslaughter and driving causing death
8	0132	Driving causing death
9	0100	Homicide and related offences
10	0311	Aggravated sexual assault
11	0321	Non-assaultive sexual offences against a child
12	0312	Non-aggravated sexual assault
13	0329	Non-assaultive sexual offences, n.e.c.
14	0300	Sexual assault and related offences
15	1011	Import illicit drugs
16	1012	Export illicit drugs
17	1010	Import or export of illicit drugs
18	1021	Deal or traffic in illicit drugs — commercial quantity
19	1022	Deal or traffic in illicit drugs — non-commercial quantity
20	1020	Deal or traffic in illicit drugs
21	1031	Manufacture or cultivate illicit drugs
22	1030	Manufacture or cultivate illicit drugs
23	0611	Aggravated robbery
24	0211	Aggravated assault
25	0511	Abduction and kidnapping
26	0510	Abduction and kidnapping
27	0521	Deprivation of liberty/false imprisonment
28	0520	Deprivation of liberty/false imprisonment
29	0500	Abduction and related offences
30	0212	Non-aggravated assault
31	0290	Acts intended to cause injury
32	0299	Acts intended to cause injury, n.e.c.
33	0491	Neglect of person under care
34	0490	Other dangerous or negligent acts endangering persons
35	0499	Other dangerous or negligent acts endangering persons, n.e.c.
36	0612	Non-aggravated robbery
37	0621	Blackmail and extortion
38	0620	Blackmail and extortion
39	1611	Harassment and private nuisance
40	1613	Threatening behaviour
41	1695	Procure or commit illegal abortion
42	1211	Property damage by fire or explosion
43	1539	Offences against government security, n.e.c.
44	1111	Import or export prohibited weapons/explosives
45	1112	Sell, possess and/or use prohibited weapons/explosives
46	1110	Prohibited weapons/explosives offences
47	1119	Prohibited weapons/explosives offences, n.e.c.
48	1121	Unlawfully obtain or possess regulated weapons/explosives
49	1122	Misuse of regulated weapons/explosives
50	1123	Deal or traffic regulated weapons/explosives offences

## APPENDIX 4 NATIONAL OFFENCE INDEX *continued*

### Index ASOC

51	1120	Regulated weapons/explosives offences
52	1129	Regulated weapons/explosives offences, n.e.c.
53	1100	Weapons and explosives devices
54	0921	Counterfeiting currency and related offences
55	0920	Counterfeiting currency and related offences
56	0941	Bribery involving government officials
57	1315	Conspiracy
58	1521	Subvert the course of justice
59	0711	Unlawful entry with intent/burglary, break and enter
60	0710	Unlawful entry with intent/burglary break and enter
61	0700	Unlawful entry with intent/burglary, break and enter
62	0911	Cheque or credit card fraud
63	0912	Make, use or possess equipment to make false/illegal financial instrument
64	0913	Fraudulent trade practices
65	0914	Prescription drug fraud
66	0915	Fare evasion
67	0910	Fraud, forgery or false financial instruments
68	0919	Fraud, n.e.c.
69	0931	Dishonest conversion
70	0930	Dishonest conversion
71	0991	Misrepresentation of professional status
72	0999	Deception offences, n.e.c.
73	0949	Bribery, n.e.c.
74	0992	Non fraudulent trade practices
75	0811	Theft of a motor vehicle
76	0812	Illegal use of a motor vehicle
77	0821	Theft from a person (excluding by force)
78	0813	Theft of motor vehicle parts or contents
79	0822	Theft of intellectual property
80	0829	Theft (except motor vehicles), n.e.c.
81	0831	Receiving or handling proceeds of crime
82	0830	Receiving or handling proceeds of crime
83	0841	Illegal use of property (except motor vehicles)
84	0840	Illegal use of property (except motor vehicles)
85	1631	Commercial/industry/financial regulation
86	1630	Commercial/industry/financial regulation
87	1694	Import/export regulations
88	1612	Offences against privacy
89	0411	Driving under the influence of alcohol or drugs
90	0412	Dangerous or negligent driving
91	0410	Dangerous or negligent operation of a vehicle
92	1431	Exceeding the prescribed content of alcohol limit
93	1212	Graffiti
94	1219	Property damage, n.e.c.
95	1221	Air pollution offences
96	1222	Water pollution offences
97	1223	Noise pollution offences
98	1220	Environmental pollution
99	1229	Environmental pollution offences, n.e.c.
100	1621	Sanitation offences



## APPENDIX 4 NATIONAL OFFENCE INDEX *continued*

### Index ASOC

101	1622	Disease prevention offences
102	1623	Occupational health and safety offences
103	1624	Transport offences
104	1625	Dangerous substances offences
105	1626	Licit drug offences
106	1620	Public health and safety offences
107	1629	Public health and safety offences, n.e.c.
108	1691	Environmental regulation offences
109	1693	Quarantine offences
110	1529	Offences against justice procedures
111	1549	Offences against government operations, n.e.c.
112	1511	Escape custody offences
113	1512	Breach of bail
114	1513	Breach of parole
115	1514	Breach of domestic violence order
116	1515	Breach of other restraining order
117	1510	Breach of justice order
118	1519	Breach of justice order, n.e.c.
119	1523	Prison regulation offences
120	1692	Immigration regulation offences
121	1614	Defamation and libel
122	1323	Censorship offences
123	1041	Possess illicit drug
124	1042	Use illicit drug
125	1040	Possess and/or use illicit drugs
126	1090	Other illicit drug offences
127	1099	Illicit drug offences, n.e.c.
128	1311	Trespass
129	1312	Offensive language
130	1313	Offensive behaviour
131	1314	Criminal intent
132	1319	Disorderly conduct, n.e.c.
133	1321	Betting and gambling offences
134	1322	Liquor and tobacco offences
135	1324	Prostitution offences
136	1325	Offences against public order sexual standards
137	1329	Regulated public order offences, n.e.c.
138	0823	Theft from retail premises
139	1522	Resist or hinder police officer or justice official
140	1531	Resist or hinder police officer concerned with government security
141	1541	Resist or hinder government official (excluding police officer, justice official or government security
142	1411	Driving while licence cancelled or suspended
143	1412	Driving without a licence
144	1410	Driving licence offences
145	1419	Driving licence offences, n.e.c.
146	1421	Registration offences
147	1422	Roadworthiness offences
148	1420	Road vehicle registration and roadworthiness offences
149	1432	Exceeding legal speed limit
150	1433	Parking offences
151	1439	Regulatory driving offences, n.e.c.
152	1441	Pedestrian offences
153	1440	Pedestrian offences
154	1400	Road traffic and motor vehicle regulatory offences
155	1699	Miscellaneous offences, n.e.c.
156	9998	No data provided
157	9999	Inadequately described

## APPENDIX 5 SENTENCE TYPE CLASSIFICATION

<i>Code</i>	<i>Division/Subdivision/Item</i>
<b>1</b>	<b>Custodial Orders</b>
11	Custody in a Correctional Institution
111	Life and Indeterminate Imprisonment
112	Imprisonment with Determined Term
113	Periodic Detention
12	Custody in the Community
121	Intensive Corrections Order
122	Home Detention
129	Other Custody in the Community n.e.c.
13	Suspended Sentence
131	Suspended Sentence
<b>2</b>	<b>Non-Custodial Orders</b>
21	Community Supervision or Work Orders
211	Community Service Orders
212	Probation Orders
213	Treatment Orders
22	Monetary Orders
221	Fine
222	Orders as Recompense to Victim
229	Other Monetary Orders n.e.c.
29	Other Non-Custodial Orders
291	Good Behaviour Bond/Recognisance Orders
292	Licence Disqualification/Suspension/Amendment
293	Forfeiture of Property Order
294	Nominal Penalty
299	Other Non-Custodial Orders n.e.c.

## GLOSSARY

<b>Abduction and related offences</b>	Acts intended to unlawfully deprive another person of their freedom of movement against that person's will or against the will of any parent, guardian or other person having lawful custody or care of that person. This is a Division of ASOC which includes the following Subdivisions: Abduction and kidnapping (051) and Deprivation of liberty/false imprisonment (052).
<b>Acquitted</b>	An outcome of criminal proceedings in which a court declares a not guilty verdict as a charge laid against a defendant has not been proven. This also includes a finding of not guilty on the grounds of insanity/unsoundness of mind at the time the defendant committed the offence.
<b>Acts intended to cause injury</b>	Acts, excluding homicide and related offences, which are intended to cause non-fatal injury or harm to another person and where there is no sexual or acquisitive element. This is a Division of ASOC which includes the following Subdivisions: Assault (021) and Other acts intended to cause injury (029).
<b>Adjudicated finalisation</b>	A method of finalisation based on a judgement or decision by the court as to whether or not the defendant is guilty of the charge(s) laid against them.
<b>Age</b>	Age is calculated at a defendant's date of finalisation within a court level. A defendant's age is the time elapsed (in years) between a defendant's date of birth and the date of finalisation.
<b>Australian Standard Offence Classification (ASOC)</b>	The ASOC is a hierarchical classification developed by the ABS for use in the collection and publication of crime and justice statistics. It provides a classificatory framework for the comparison of statistics on offences across Australia. Within the classificatory structure of ASOC, Divisions represent the broadest categories of offences (see Appendix 3).
<b>Bench warrant executed</b>	The apprehension of an absconder who is brought back before the court to answer outstanding (and new) charges.
<b>Bench warrant issued</b>	A warrant signed by a Judge or Magistrate ordering a person to be arrested and brought back before the court. This process takes place when a defendant, who has at least one charge that has not been finalised by the court, absconds from criminal proceedings.
<b>Breach of domestic violence order</b>	An act or omission breaching the conditions of a domestic violence order. This is ASOC Group 1514.
<b>Case</b>	One or more defendants against whom one or more charges have been laid and which are heard together by a court as one unit of work. The charge(s) usually relate to the same criminal incident and appear together on one indictment.
<b>Charge</b>	An allegation laid before a court by the police or other prosecuting agency that a person or organisation has committed a criminal offence.
<b>Committal</b>	A preliminary hearing of a charge relating to an indictable offence which is conducted by a Magistrate in a Court of Summary Jurisdiction. The aim of this hearing is to decide whether there is sufficient evidence to warrant the defendant being committed to a Higher Criminal Court for trial or sentence.
<b>Committal plea</b>	The plea to a charge which is entered by a defendant at the end of committal proceedings in a Court of Summary Jurisdiction.
<b>Committed for sentence</b>	An outcome of a committal hearing where a defendant enters a guilty plea to all charges and is transferred to a Higher Criminal Court to be sentenced. This process is regarded as a method of finalisation for the Magistrates' Criminal Court and a method of initiation into a Higher Criminal Court level.
<b>Committed for trial</b>	An outcome of a committal hearing where a defendant enters a not guilty plea to at least one charge and is transferred to a Higher Criminal Court to stand trial. This process is regarded as a method of finalisation for the Magistrates' Criminal Court and a method of initiation into a Higher Criminal Court level.

## GLOSSARY *continued*

<b>Community service orders</b>	An order requiring a person to undertake a specified number of hours of unpaid work for the community.
<b>Community supervision or work orders</b>	Non-custodial orders that require a person to perform work within the community or report to a person nominated by the court (for example a corrections officer). Includes Community service orders, Probation orders and Treatment orders.
<b>County Court</b>	See Intermediate Court.
<b>Court level</b>	Separate tiers of the court system which are established under legislation and have certain prescribed powers. Court levels can be distinguished from one another on the basis of the extent of their legal powers (see Jurisdiction). Court levels include Court of Summary Jurisdiction, Intermediate Court and Supreme Court. The names assigned to each of these court levels varies across Australia.
<b>Court of Petty Sessions</b>	See Court of Summary Jurisdiction.
<b>Court of Summary Jurisdiction</b>	A Lower Court level (also referred to as Magistrates' Court, Local Court or Court of Petty Sessions) which deals with relatively less serious charges and has the most limited legal powers of all the state and territory court levels. A Court of Summary Jurisdiction is presided over by a Magistrate and has jurisdiction to try and sentence matters relating to summary offences. Under some circumstances, this court level may also deal with less serious indictable offences known as 'minor indictable' or 'triable either way' offences. Courts of Summary Jurisdiction are also responsible for conducting preliminary (committal) hearings for indictable offences.
<b>Custodial orders</b>	An order requiring a person to have restricted liberty for a specified period of time either through detainment in an institution/home or being subject to regular supervision while residing within the community. Includes: Custody in a correctional institution, Custody in the community and Suspended sentence.
<b>Custody in a correctional institution</b>	An order requiring a person to be detained within a facility built especially for the purpose of incarceration. Includes: Life and indeterminate imprisonment, Imprisonment with determined term and Periodic detention.
<b>Custody in the community</b>	An order requiring a person to have restricted liberty for a specified period of time while living within the community. Includes: Intensive corrections orders, Home detention and Other custody in the community.
<b>Dangerous or negligent acts endangering persons</b>	Dangerous or negligent acts which, though not intended to cause harm, actually or potentially, result in injury to oneself or another person. This is a Division of ASOC which includes the following Subdivisions: Dangerous or negligent operation of a vehicle (041) and Other dangerous or negligent acts endangering persons (049).
<b>Date of committal</b>	The date at the end of a committal hearing which results in a defendant being transferred to a Higher Criminal Court for a trial or sentence hearing.
<b>Date of finalisation</b>	The date on which all charges laid against a defendant are regarded as formally completed by the courts and the defendant ceases to be an active unit of work to be dealt with by the courts.
<b>Date of initiation</b>	The date on which a defendant is regarded as having started within the Higher Criminal Courts as a new item of work. For defendants who were committed for trial or sentence from a Court of Summary Jurisdiction to a Higher Criminal Court, the date of committal is used as the date of initiation. For defendants who have any other method of initiation (e.g. ex officio, bench warrant executed), the date of registration for that court level is used as the date of initiation. Where there are multiple dates of initiation for charges for a defendant, the earliest date is used.
<b>Date of registration</b>	The date on which a defendant first enters a particular court level and becomes a new item of work to be dealt with by the court. This refers to the date when formal notification for a defendant is first received and a new case or file is created by the registry/listing area of the court.

## GLOSSARY *continued*

<b>Deal or traffic in illicit drugs</b>	The supply or purchase of an illicit drug or controlled substance of any quantity, or the possession of an illicit drug or controlled substance where the amount involved is deemed to be of a quantity for commercial activity. This is a Subdivision of ASOC which includes the following Groups: Deal or traffic in illicit drugs—commercial quantity (1021) and Deal or traffic in illicit drugs—non-commercial quantity (1022).
<b>Deception and related offences</b>	The use of deception, secret agreements or the making of false instruments with the intent of dishonestly obtaining property, services or other advantage. This is a Division of ASOC which includes the following Subdivisions: Fraud, forgery or false financial instruments (091), Counterfeiting currency and related offences (092), Dishonest conversion (093), Bribery (094) and Other deception offences (099).
<b>Defendant</b>	A person or organisation against whom one or more criminal charges have been laid and which are heard together as the one unit of work by a court level. It should be noted that the Criminal Courts collection does not enumerate distinct persons or organisations. If a person or organisation is a defendant in a number of criminal cases active within the courts during the reference period, such a person or organisation will be counted more than once in this statistical collection.
<b>Dishonest conversion</b>	Dishonestly converting money or goods which came into a person's possession or control not involving the use of deception or taking without consent. This is a Subdivision of ASOC which includes the Group: Dishonest conversion (0931).
<b>Disorderly conduct</b>	Offences involving personal conduct that is offensive to members of the public or is indicative of criminal intent. This is a Subdivision of ASOC which includes the following Groups: Trespass (1311), Offensive language (1312), Offensive behaviour (1313), Criminal intent (1314), Conspiracy (1315) and Disorderly conduct, n.e.c. (1319).
<b>District Court</b>	See Intermediate Court.
<b>Duration</b>	The time elapsed between specified dates for a defendant that has been finalised. This collection provides statistics on the number of weeks elapsed between the date of initiation and date of finalisation.
<b>Ex officio</b>	The laying of charges against a defendant directly in a Higher Criminal Court, by the Director of Public Prosecutions or the Attorney-General. This process is regarded as a method of initiation into the Higher Criminal Courts.
<b>Final plea</b>	The last plea entered by a defendant in relation to a criminal charge that is laid against him/her in a court.
<b>Finalised defendant</b>	A person or organisation for whom all charges have been formally completed so that the defendant ceases to be an item of work to be dealt with by the courts.
<b>Fine</b>	A monetary penalty where the offender is required to pay a sum of money to the 'Crown'.
<b>Forfeiture of property order</b>	The deprivation of a person of his/her property as a penalty for some act or omission.
<b>Fraud, forgery or false financial instruments</b>	Inducing a course of action, by deceit or other dishonest conduct, with the intent to obtain money or other benefit or to evade a liability. The making, use or possession of a forged financial instrument with an intention to obtain an advantage. This is a Subdivision of ASOC which includes the following Groups: Cheque or credit card fraud (0911), Make, use or possess equipment to make false/illegal financial instrument (0912), Fraudulent trade practices (0913), Prescription drug fraud (0914), Fare evasion (0915) and Fraud, n.e.c. (0919).
<b>Fully suspended sentence</b>	A custodial order which provides that all of the sentence not be served, subject to the person being of good behaviour for the length of the sentence.
<b>Good behaviour bond/recognition orders</b>	An obligation, with or without sureties, aimed at securing the performance of some act by the person bound by the undertaking.

## GLOSSARY *continued*

<b>Guilty plea</b>	The formal statement by a defendant admitting culpability in relation to a criminal charge. By pleading guilty, a defendant indicates to the court that they do not intend to contest the charge. If the guilty plea is accepted by the court, the charge will be considered to be proven.
<b>Guilty verdict</b>	An outcome of a trial in which a court determines that the criminal charge against a defendant has been proven.
<b>Higher Criminal Court</b>	The criminal jurisdiction of an Intermediate Court or Supreme Court.
<b>Home detention</b>	An order in which a person serves part of a sentence of imprisonment at home or at another approved place that is not a correctional institution.
<b>Homicide and related offences</b>	The unlawful killing, attempted unlawful killing or conspiracy to kill another person. This is a Division of ASOC which includes the following Subdivisions: Murder (011), Conspiracies and attempts to murder (012) and Manslaughter and driving causing death (013).
<b>Illicit drug offences</b>	The possession, sale, dealing or trafficking, importing or exporting, manufacture or cultivation of drugs or other substances prohibited under legislation. This is a Division of ASOC which includes the following Subdivisions: Import or export illicit drugs (101), Deal or traffic in illicit drugs (102), Manufacture or cultivate illicit drugs (103), Possess and/or use illicit drugs (104) and Other illicit drug offences (109).
<b>Import or export illicit drugs</b>	The importing of illicit drugs or controlled substances into Australia, or the exporting of illicit drugs or controlled substances from Australia. This is a Subdivision of ASOC which includes the following Groups: Import illicit drugs (1011) and Export illicit drugs (1012).
<b>Imprisonment</b>	See Custodial order.
<b>Imprisonment with determined term</b>	An order requiring a person to be detained for a specified period of time within a facility built especially for the purpose of incarceration.
<b>Indictable offence</b>	A serious criminal offence as defined by specific Commonwealth, state or territory legislation. Charges relating to indictable offences generally require a trial and/or sentence hearing in a Higher Criminal Court but under some circumstances, a defendant can elect to have these charges dealt with in a Court of Summary Jurisdiction.
<b>Initial plea</b>	The first plea entered by a defendant in relation to a criminal charge that is laid against him or her in a court. For charges that were committed to a Higher Criminal Court from a Court of Summary Jurisdiction, this corresponds to the plea at committal.
<b>Initiated defendant</b>	A person or organisation for whom at least one criminal charge has been formally started within a court so that the defendant is regarded as a new item of work to be dealt with by that court.
<b>Intensive corrections order</b>	An order that has a component of restricted liberty and requires a person to report to a correctional services officer on a specified basis.
<b>Intermediate Court</b>	A Higher Court level (known either as the District Court or County Court) which has legal powers that are between those of the Court of Summary Jurisdiction and the Supreme Court and deals with the majority of cases involving serious criminal offences. An Intermediate Court is presided over by a Judge, and has original jurisdiction to hear trial and sentence matters relating to most indictable offences. In some states, the Intermediate Court may have appellate jurisdiction over decisions made in the Court of Summary Jurisdiction. Note: As Tasmania, the Northern Territory and the Australian Capital Territory do not have an Intermediate Court, all indictable offences are heard in the Supreme Court.

## GLOSSARY *continued*

<b>Jurisdiction</b>	The legal power or authority which may be exercised by a particular court level and within which the judgements or orders of the court can be enforced or executed. The criminal jurisdiction of a court includes the original and appellate jurisdictions. Each court level has its own defined jurisdictional limits and these vary across states and territories.
<b>Licence disqualification/suspension/amendment</b>	An order relating to the cancellation/suspension or amendment of a licence/permit, or the review or modification of conditions associated with it.
<b>Life and indeterminate imprisonment</b>	<p>The most serious sentence of imprisonment.</p> <p><b>Life</b> — This does not necessarily mean that the person will be held in custody for the term of his/her natural life. In some states or territories a minimum time to serve in custody is specified by the court, while in others an administrative body such as a Parole Board makes this decision.</p> <p><b>Indeterminate</b> — Persons declared as habitual criminals, persons who are either permanently or temporarily deemed not responsible for their actions because of a mental disorder or intellectual disability and prisoners who are sentenced to imprisonment but have not had a release date set. The prisoner may be released, at any time, at the discretion of the administrative body within each jurisdiction responsible for making that decision.</p>
<b>Local Court</b>	See Court of Summary Jurisdiction.
<b>Magistrates' Criminal Court</b>	A Court of Summary Jurisdiction, which for the purposes of this collection includes only the adult criminal Magistrates' Court. Where used in this publication, the term 'Magistrates' Court' includes the Court of Petty Sessions. Victoria, Queensland, South Australia, Tasmania, the Northern Territory and the Australian Capital Territory have Magistrates' Courts, while New South Wales has a Local Court and Western Australia has a Court of Petty Sessions. Excluded from this collection are the other Courts of Summary Jurisdiction, including Childrens' Courts, Electronic Courts and Drug Courts.
<b>Manufacture or cultivate illicit drugs</b>	Actions intended to result in the manufacture of controlled substances or growing of plants used to make illicit drugs. This is a Subdivision of ASOC which includes the Group: Manufacture or cultivate illicit drugs (1031).
<b>Mean</b>	The average of a set of population values.
<b>Median</b>	The middle value of a population when values are ranked by order of size. Below and above this point lie an equal number of values.
<b>Method of finalisation</b>	The process which leads to the completion of a criminal charge within a court so that it ceases to be an item of work in that court. There are different methods by which a charge may be finalised (see Appendix 2).
<b>Method of initiation</b>	The process which leads to the introduction of a criminal charge within a court so that it becomes a new item of work to be dealt with by that court. There are different methods by which a charge may be initiated.
<b>Minor indictable offence</b>	See Triable either way offence.
<b>Miscellaneous offences</b>	Offences involving the breach of statutory rules or regulations governing activities that are prima facie legal, where such offences are not explicitly dealt with under any other Division of ASOC. This is a Division of ASOC which includes the following Subdivisions: Harassment and related offences (161), Public health and safety offences (162), Commercial/industry/financial regulation (163) and Other miscellaneous offences (169).
<b>Monetary orders</b>	Includes: Fines, Orders as recompense to victim (includes restitution orders and compensation orders) and Other monetary orders, n.e.c.

## GLOSSARY *continued*

<b>Murder</b>	The unlawful killing of another person where there is either the intent to kill, the intent to cause grievous bodily harm, with the knowledge that it was probable that death or grievous bodily harm would occur (reckless indifference to life), or without intent to kill in the course of committing a crime (felony murder). This is ASOC Group 0111.
<b>National Offence Index</b>	The National Offence Index (NOI) is a seriousness ranking of the ASOC and is used to determine a principal offence when a defendant has multiple adjudicated charges. For defendants proven guilty, the Index is applied to the associated charges proven guilty. For acquitted defendants, the Index is applied to all acquitted charges. These charges are allocated an Index and the highest ranking charge for each adjudicated defendant is taken as the principal offence (see Appendix 4).
<b>Nominal penalty</b>	Release of a defendant without an order following sentence which may or may not have conditions attached. Includes: Rising of the Court and Discharge/Dismissal.
<b>Non-adjudicated finalisation</b>	A method of finalisation whereby a charge is considered completed and ceases to be active in a court even though there has not been a determination on whether the defendant is guilty. This includes where a charge is withdrawn by the prosecution and where a defendant is deemed unfit to plead to the charge.
<b>Non-custodial orders</b>	Sentences imposed on an offender that do not involve custody. Includes: Community supervision or work orders, Monetary orders and Other non-custodial orders.
<b>Not guilty plea</b>	The formal statement by a defendant denying culpability in relation to a charge. This also includes 'no plea', 'plea reserved' and 'other defended plea'.
<b>Not guilty verdict</b>	See Acquitted.
<b>Offences against justice procedures, government security and government operations</b>	An act or omission that is deemed to be prejudicial to the effective carrying out of justice procedures or any government operations including those specifically concerned with maintaining government security. This is a Division of ASOC which includes the following Subdivisions: Breach of justice order (151), Other offences against justice procedures (152), Offences against government security (153) and Offences against government operations (154).
<b>Orders as recompense to victim</b>	A sentence order which requires the offender to pay a sum of money for a purpose other than fine, usually in relation to reparation to a victim. Includes: Restitution and Compensation orders.
<b>Original jurisdiction</b>	The power of a court to hear criminal charges and determine whether or not a defendant is proven guilty and/or to sentence defendants where a charge has been proven (see Jurisdiction).
<b>Other initiation</b>	All methods of initiation other than committed for trial, committed for sentence and ex officio indictment of charges. This includes a retrial ordered as a result of an appeal and the transfer of charges involving summary offences from a Court of Summary Jurisdiction to a Higher Criminal Court.
<b>Other non-custodial orders</b>	Other Non-custodial orders not elsewhere classified in Division 200, Non-custodial orders. Includes: Good behaviour bond/recognition orders, Licence disqualification/suspension/amendment, Forfeiture of property order, Nominal penalty and Other non-custodial orders n.e.c.
<b>Periodic detention</b>	Persons given periodic detention are in custody for two consecutive days in a week (e.g. weekends) and remain at liberty during the rest of the week.
<b>Plea</b>	The formal statement by, or on behalf of, the defendant in response to a criminal charge that has been laid in a court. The nature of this response indicates whether or not the defendant intends to contest that charge.
<b>Possess and/or use illicit drugs</b>	The possession of a non-commercial quantity and/or use of an illicit drug or other controlled substance. This is a Subdivision of ASOC which includes the following Groups: Possess illicit drug (1041) and Use illicit drug (1042).



## GLOSSARY *continued*

<b>Principal offence adjudicated</b>	The offence category (based on ASOC) associated with the main charge that has an adjudicated finalisation (i.e. an outcome of acquitted or proven guilty). For a defendant who has a method of finalisation of proven guilty, the principal offence refers to the main charge proven guilty while for a defendant who has a method of finalisation of acquitted, the principal offence refers to the main charge acquitted (see National Offence Index).
<b>Principal sentence type</b>	The main sentence type for a defendant based on the hierarchy of the Sentence Type Classification (see Appendix 5).
<b>Probation orders</b>	An order which requires an offender to be released to the supervision of an authorised officer. Includes any order which requires an offender to report periodically to an authorised officer but does not include any period of restricted liberty. Excludes: Intensive supervision orders and Intensive corrections orders that contain periods of restricted liberty.
<b>Property damage and environmental pollution</b>	The wilful and unlawful destruction, damage or defacement of public or private property, or the pollution of property or a definable entity held in common by the community. This is a Division of ASOC which includes the following Subdivisions: Property damage (121) and Environmental pollution (122).
<b>Proven guilty</b>	An outcome of criminal proceedings in which a court accepts a guilty plea entered by a defendant or arrives at a guilty verdict following a trial.
<b>Public order offences</b>	Offences involving personal conduct that involves or may lead to a breach of public order and decency, or that is indicative of criminal intent, or that is otherwise regulated or prohibited on moral or ethical grounds. The 'victim' of these offences is generally the public at large. However, some offences such as offensive language and offensive behaviour may be directed towards a single victim. This is a Division of ASOC which includes the following Subdivisions: Disorderly conduct (131) and Regulated public order activities (132).
<b>Receiving or handling proceeds of crime</b>	Receiving, handling or processing money or goods taken or obtained illegally. This is a Subdivision of ASOC which includes the Group: Receiving or handling proceeds of crime (0831).
<b>Regulated public order offences</b>	Offences involving behaviour that is regulated or prohibited on moral or ethical grounds. This is a Subdivision of ASOC which includes the following Groups: Betting and gambling offences (1321), Liquor and tobacco offences (1322), Censorship offences (1323), Prostitution offences (1324), Offences against public order sexual standards (1325) and Regulated public order offences, n.e.c. (1329).
<b>Road traffic and motor vehicle regulatory offences</b>	Offences relating to vehicles and most forms of road traffic, including offences pertaining to the licensing, registration, roadworthiness or use of vehicles, bicycle offences and pedestrian offences. This is a Division of ASOC which includes the following Subdivisions: Driving licence offences (141), Road vehicle registration and roadworthiness offences (142), Regulatory driving offences (143) and Pedestrian offences (144).
<b>Robbery, extortion and related offences</b>	Acts intended to unlawfully gain money, property or any other thing of value from, or cause detriment to, another person by using the threat of force or any other coercive measure. This is a Division of ASOC which includes the following Subdivisions: Robbery (061) and Blackmail and extortion (062).
<b>Sentence type</b>	A penalty or punishment imposed by a court upon a defendant who is proven guilty of a criminal offence.
<b>Sexual assault and related offences</b>	Acts of a sexual nature against another person which are non-consensual or consent is proscribed. This is a Division of ASOC which includes the following Subdivisions: Sexual assault (031) and Non-assaultive sexual offences (032).

## GLOSSARY *continued*

<b>Summary offence</b>	A criminal offence which is regarded as less serious relative to an indictable offence as defined by specific Commonwealth, state or territory legislation (see Indictable offence). Charges relating to summary offences are generally dealt with by a Court of Summary Jurisdiction and do not require a trial by jury in a Higher Criminal Court. In some states and territories, a defendant against whom summary charges are laid may be transferred to a Higher Criminal Court for sentencing, (e.g. if the Magistrate wants to impose a penalty which exceeds his/her jurisdictional powers).
<b>Supreme Court</b>	A Higher Court level which deals with the most serious criminal charges and has the greatest legal powers of all the state and territory court levels. A Supreme Court is presided over by a Judge, and has jurisdiction to hear trial and sentence matters relating to all indictable offences. In states which have an Intermediate Court, the Supreme Court is usually reserved to deal with the most serious indictable offences, such as murder. The Supreme Court may also have appellate jurisdiction over decisions made in a Court of Summary Jurisdiction or the Intermediate Court.
<b>Suspended sentence</b>	A custodial order which provides that all or part of the sentence not be served, subject to the person being of good behaviour for the length of the suspended part.
<b>Theft and related offences</b>	The unlawful taking or obtaining of money or goods not involving the use of force, threat of force or violence, coercion or deception, with the intent to permanently or temporarily deprive the owner or possessor of the use of the money or goods, or the receiving or handling of money or goods obtained unlawfully. This is a Division of ASOC which includes the following Subdivisions: Motor vehicle theft and related offences (081), Theft (except motor vehicles) (082), Receiving or handling proceeds of crime (083) and Illegal use of property (except motor vehicles) (084).
<b>Theft/illegal use of motor vehicle</b>	The taking of another person's motor vehicle illegally and without permission with the intent of either temporarily or permanently depriving the owner or possessor of the use of the motor vehicle. These are ASOC Groups: Theft of a motor vehicle (0811) and Illegal use of a motor vehicle (0812).
<b>Transfer between court levels</b>	A court outcome ordering that a criminal charge be transferred to another court level to be adjudicated and/or sentenced. For all transfers, except those between Higher Court levels, this process is regarded as a method of finalisation for the court level ordering the transfer and a method of initiation for the court level to which the defendant's charge(s) were transferred. Defendants who transfer from one Higher Court level to another will be considered as initiated only once (in the level they first entered) and finalised only once (from the level they finally left).
<b>Treatment orders</b>	An order requiring a person to undertake a specified rehabilitation program aimed at behavioural or attitudinal modification.
<b>Triable either way offence</b>	An indictable offence which a defendant can elect to have heard either in a Court of Summary Jurisdiction before a Magistrate or in a Higher Criminal Court before a Judge and jury.
<b>Trial</b>	The examination of, and decision on, a matter of law or fact by a court. Where a defendant enters a not guilty plea or other defended plea in the committal proceedings, they are committed to a Higher Criminal Court for trial. In the Higher Criminal Courts, trials are usually conducted before a Judge and jury whereby the Judge rules on questions of law and the jury is responsible for determining whether or not the defendant is guilty. Some states and territories also allow for a trial before a Judge alone in the Higher Criminal Courts.
<b>Unfit to plead</b>	An outcome of court proceedings in which a court determines that a defendant's mental status is such that he/she is unfit to plead in relation to the charge against him/her. For the purposes of this collection, this process is regarded as a non-adjudicated method of finalisation.

## **GLOSSARY** *continued*

**Unlawful entry with  
intent/burglary, break and  
enter**

The unlawful entry of a structure with the intent to commit an offence where the entry is either forced or unforced. This is a Division of ASOC which includes burglary and break and enter offences (071).

**Weapons and explosives  
offences**

Offences relating to weapons or explosives which are either prohibited or legalised/regulated by legislation. This is a Division of ASOC which includes the following Subdivisions: Prohibited weapons/explosives offences (111) and Regulated weapons/explosives offences (112).

**Withdrawn by prosecution**

The formal withdrawal of charges by the prosecution (e.g. police, Director of Public Prosecutions, Attorney-General). This includes nolle prosequi and no true bill.

## FOR MORE INFORMATION . . .

- INTERNET** [www.abs.gov.au](http://www.abs.gov.au) the ABS web site is the best place to start for access to summary data from our latest publications, information about the ABS, advice about upcoming releases, our catalogue, and Australia Now—a statistical profile.
- LIBRARY** A range of ABS publications is available from public and tertiary libraries Australia-wide. Contact your nearest library to determine whether it has the ABS statistics you require, or visit our web site for a list of libraries.
- CPI INFOLINE** For current and historical Consumer Price Index data, call 1902 981 074 (call cost 77c per minute).
- DIAL-A-STATISTIC** For the latest figures for National Accounts, Balance of Payments, Labour Force, Average Weekly Earnings, Estimated Resident Population and the Consumer Price Index call 1900 986 400 (call cost 77c per minute).

## INFORMATION SERVICE


Data already published that can be provided within five minutes will be free of charge. Our information consultants can also help you to access the full range of ABS information—ABS user pays services can be tailored to your needs, time frame and budget. Publications may be purchased. Specialists are on hand to help you with analytical or methodological advice.

- PHONE** 1300 135 070
- EMAIL** [client.services@abs.gov.au](mailto:client.services@abs.gov.au)
- FAX** 1300 135 211
- POST** Client Services, ABS, GPO Box 796, Sydney NSW 2001

## WHY NOT SUBSCRIBE?

ABS subscription services provide regular, convenient and prompt deliveries of ABS publications and products as they are released. Email delivery of monthly and quarterly publications is available.

- PHONE** 1300 366 323
- EMAIL** [subscriptions@abs.gov.au](mailto:subscriptions@abs.gov.au)
- FAX** 03 9615 7848
- POST** Subscription Services, ABS, GPO Box 2796Y, Melbourne Vic 3001



2451300007028

ISSN 1441 2608

RRP \$29.00