



2006

2049.0

CENSUS OF POPULATION AND HOUSING: ESTIMATING HOMELESSNESS AUSTRALIA

EMBARGO: 11.30AM (CANBERRA TIME) TUES 11 SEP 2012

C O N T E N T S

	<i>page</i>
Notes	2
Summary of findings	4
Feature article: Overview of the definition of homelessness	16
Feature article: Methodology used to calculate homeless estimates	18

T A B L E S

Estimates of homelessness, 2006	44
Estimates of homelessness, 2001	66

A D D I T I O N A L I N F O R M A T I O N

Explanatory notes	88
Appendix 1: Grey nomads	108
Appendix 2: Comparison between Census and AIHW SAAP data 2006	130
Glossary	131
Bibliography	151

I N Q U I R I E S

For further information
about these and related
statistics, contact
Bob McColl on Canberra
(02) 6252 6233.

INTRODUCTION

This publication presents the first official Australian Bureau of Statistics estimates of the prevalence of homelessness, developed using data from the 2001 and 2006 ABS Censuses of Population and Housing. The estimates use the ABS methodology for estimating homelessness from the Census. An overview can be found in the Feature Article: Methodology Used to Calculate Homeless Estimates. For more information, see *Information Paper – Methodology for Estimating Homelessness from the Census of Population and Housing* (cat. no. 2049.0.55.001).

The ABS' statistical definition of homelessness underpins this methodology. An overview of the definition is found in the Feature article: Overview of the Definition of Homelessness. More information on the definition see *Information Paper – A Statistical Definition of Homelessness* (cat. no. 4922.0).

Estimates of homelessness from the 2011 Census, using the same methodology, will be published on 12 November 2012 under *Census of Population and Housing: Estimating Homelessness, 2011* (cat. no. 2049.0), after Census second release variables are published on 30 October 2012.

ACKNOWLEDGEMENTS

The ABS acknowledges and thanks the wide range of stakeholders who showed strong commitment and expertise in providing guidance to the ABS as it developed its statistical definition of homelessness and its methodology to produce the first official ABS estimates of homelessness from the Census.

The ABS established the Homelessness Statistics Reference Group (HSRG) to advise the ABS on the development, collection, compilation, production and dissemination of robust statistics for use in analysing, understanding and reporting on homelessness in Australia. The ABS thanks all HSRG members past and present for their invaluable contributions, commitment and time in advising the ABS. The ABS particularly thanks HSRG co-chair Dr Shelly Mallett (Hanover General Manager of Research and Service Development, and Honorary Senior Lecturer at Melbourne University) for her knowledge, facilitation, and dedication in her role as co-chair, and to HSRG members Professor Chris Chamberlain and Associate Professor David MacKenzie for both their ground-breaking work in establishing a world first approach to the use of Census data in estimation of the homelessness population, and for their contributions through the HSRG processes.

SMALL AREA ESTIMATES

Datacubes for Statistical Local Areas and Statistical Subdivision, for areas that data are available, will be attached to this publication in early October.

ROUNDING

As estimates have been rounded, discrepancies may occur between sums of the component items and totals.

INQUIRIES

For further information about these and related statistics, contact Bob McColl on (02) 6252 6233 or bob.mccoll@abs.gov.au, or email living.conditions@abs.gov.au.

Brian Pink
Australian Statistician

ABBREVIATIONS

ABS	Australian Bureau of Statistics
ACT	Australian Capital Territory
AIHW	Australian Institute of Health and Welfare
ATSI	Aboriginal and Torres Strait Islander
Aus	Australia
CNOS	Canadian National Occupancy Standard
CSA	<i>Census and Statistics Act 1905</i>
ETHOS	European Typology of Homelessness and Housing Exclusion
FaHCSIA	Australian Government Department of Families, Housing, Community Services and Indigenous Affairs
GSS	General Social Survey
HSRG	Homelessness Statistics Reference Group
IRSD	Index of Relative Socio-economic Disadvantage
NSO	National Statistical Office
NSW	New South Wales
NT	Northern Territory
PES	Post Enumeration Survey
PSS	Personal Safety Survey
PTA	Persons Temporarily Absent
Qld	Queensland
SA	South Australia
SAAP	Supported Accommodation Assistance Program
SLCD	Statistical Longitudinal Census Dataset
Tas.	Tasmania
THM	Transitional Housing Management
Vic.	Victoria
WA	Western Australia

SUMMARY OF FINDINGS

INTRODUCTION

Homelessness is not just the result of too few houses. Its causes are many and varied. Domestic violence, a shortage of affordable housing, unemployment, mental illness, family breakdown and drug and alcohol abuse all contribute to the level of homelessness in Australia (FaHCSIA, 2008a).

Homelessness is not a choice.

People who are homeless are among the most marginalised people in Australia. Homelessness is one of the most potent examples of disadvantage in the community, and one of the most important markers of social exclusion (Department of Human Services, 2002). To have a socially inclusive Australia, all Australians must have the capabilities, opportunities, responsibilities and resources to learn, work, engage and have a say (Department of Prime Minister and Cabinet, 2012). Homelessness freezes people out of opportunities that most Australians enjoy (FaHCSIA, 2008b).

Effective targeting of policies and services for reducing homelessness and allowing all Australians to participate in society requires transparent, consistent and repeatable statistics. However, people who are homeless are among the most difficult to collect statistics from.

This publication presents estimates of the number of people enumerated in the Census who were most likely to have been homeless on Census Night, 8 August 2006 as well as estimates of homelessness on Census Night in 2001. Notwithstanding the limitations of the Census variables for the analysis of homelessness, the estimates presented in this publication have been compiled on a transparent and generally consistent basis so that they can be compared over time to track increases or decreases in homelessness. Any unavoidable inconsistencies in methodology are described and broadly quantified so that users can understand any limitations in comparisons over time.

The estimates of the characteristics and living arrangements of those who were most likely to have been homeless on Census Night also provide a picture of the nature and changing composition of the homeless population.

This publication also presents Census based estimates for people in some marginal housing categories that are close to the boundary of homelessness to present homelessness within a continuum of marginal housing living situations.

Whilst homelessness itself is not a characteristic that is directly measured in the Census, estimates of the homeless population may be derived from the Census using analytical techniques based on both the characteristics observed in the Census and assumptions about the way people may respond to Census questions. An overview of the ABS methodology for estimating homelessness from the Census is provided in the Feature Article: Methodology used to Calculate Homeless Estimates. For more information, see *Information Paper – Methodology for Estimating Homelessness from the Census of Population and Housing* (cat. no. 2049.0.55.001).

The ABS' statistical definition of homelessness underpins the methodology used to compile the ABS estimates of homelessness. An overview of the definition is provided in the Feature article: Overview of the Definition of Homelessness. For more information on the definition see *Information Paper – A Statistical Definition of Homelessness* (cat. no. 4922.0).

SUMMARY OF FINDINGS *continued*

HOMELESSNESS

In August 2006, the Census of Population and Housing enumerated 19.9 million people living in Australia. Of these, 89,728 persons are classified as being homeless on Census Night (0.5% of the Australian population). That is, for every 10,000 persons that were counted in Australia, there were 45.2 persons homeless on the night of the 2006 Census.

HOMELESSNESS

OPERATIONAL GROUPS

Six homeless operational groups are used to present the Census based homelessness statistics, cross classified with demographic and socio-economic characteristics (see Table below). The six groups are:

- Persons who are in improvised dwellings, tents, sleepers out
- Persons in supported accommodation for the homeless
- Persons staying temporarily with other households
- Persons staying in boarding houses
- Persons in other temporary lodging
- Persons living in severely crowded dwellings

The largest group within the homeless population were people living in severely crowded dwellings (35%) (i.e. usual residents of the dwelling which needed four or more extra bedrooms to accommodate them adequately using the Canadian National Occupancy Standard (CNOS) – see Explanatory Notes for more information on the CNOS).

Homeless persons staying temporarily in other households and who reported no usual address accounted for 20% of the homeless population. This group not only includes homeless people staying with friends and relatives on Census Night but also includes people who were homeless in 'visitor only' households, that is no-one in the dwelling usually lived in that dwelling. Some groups, in particular youth, those escaping domestic and family violence and Aboriginal and Torres Strait Islander Australians are likely to be underestimated, because despite their homelessness, a usual address was reported for them and therefore they cannot be distinguished from people who were visitors on Census Night and who were not homeless.

Similar proportions of homeless people were classified as staying in supported accommodation (19%) (see Glossary for more information on the Supported Accommodation Assistance Program) and in boarding houses (17%). Only 8% of homeless persons were in improvised dwellings, tents or sleepers out and 1% were in other temporary lodgings on Census Night.

1.1 PERSONS BY HOMELESS OPERATIONAL GROUPS, 2006

<i>Homeless Operational Groups</i>	<i>no.</i>	<i>%</i>
Persons who are in improvised dwellings, tents or sleepers out	7 247	8.1
Persons in supported accommodation for the homeless	17 329	19.3
Persons staying temporarily with other households	17 663	19.7
Persons staying in boarding houses	15 460	17.2
Persons in other temporary lodging	500	0.6
Persons living in 'severely' crowded dwellings	31 531	35.1
<i>All homeless persons</i>	89 728	100.0

SUMMARY OF FINDINGS *continued*

RATES OF HOMELESS PERSONS PER 10,000 PERSONS

States and Territories

In 2006, there were similar rates of homelessness in New South Wales, Victoria, South Australia and the Australian Capital Territory (ranging from 29.3 to 37.0 homeless persons per 10,000 persons) while Tasmania had the lowest rate in Australia (24.0 per 10,000 persons). Higher rates of homeless were in Western Australia (42.3 per 10,000) and Queensland (48.3 per 10,000), with the highest rate in the Northern Territory (791.7 per 10,000 persons). In the Northern Territory, 84% of the homeless were in severely crowded dwellings, while severe crowding in the other States and Territories ranged from 8% of the homeless in the ACT to 36% in WA.

1.2 RATE OF HOMELESSNESS PER 10,000 PERSONS BY STATE/TERRITORY, 2006

<i>States and Territories</i>	<i>Rate of homelessness per 10,000 persons</i>
New South Wales	33.9
Victoria	35.3
Queensland	48.3
South Australia	37.0
Western Australia	42.3
Tasmania	24.0
Northern Territory	791.7
Australian Capital Territory	29.3
Australia	45.2

There were 3.7 homeless persons per 10,000 persons who were in improvised dwelling, tents or sleepers out in 2006. However in the Northern Territory the rate was 62.9 per 10,000 persons, and the next highest rates were in Queensland (5.2 per 10,000 persons) and Western Australia (5.2 per 10,000 persons).

AGE

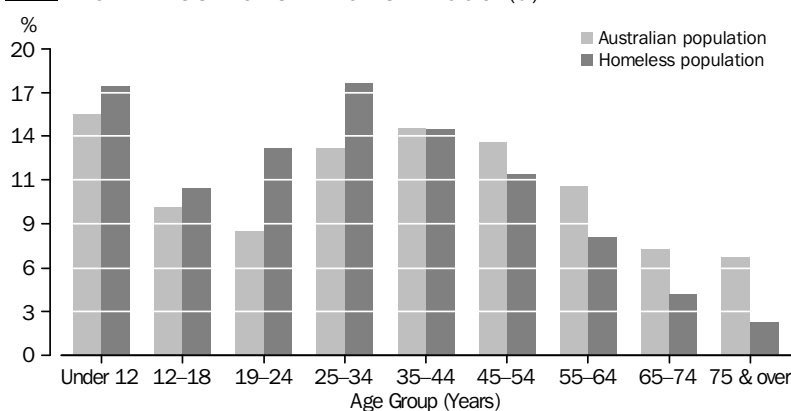
60% of homeless persons were aged under 35 years. Those aged under 12 years and those aged 25–34 years each accounted for 18% of all homeless persons. All age groups under 35 years were over-represented in the homeless population compared to their proportion of the total population. For example, while 19–24 year olds account for 8% of the total population, they make up 14% of the homeless population (see Graph below). Although youth are over-represented in the homeless population, homeless estimates for youth (particularly those aged 12–18 years) are likely to have been underestimated in the Census due to a usual address being reported for some homeless youth (see Explanatory Notes and *Information Paper – Methodology for Estimating Homelessness from the Census of Population and Housing* (cat. no. 2049.0.55.001) for more information).

Persons aged 35–44 years made up 15% of the homeless population, while 12% were aged 45–54 years. Those aged 45 years and over were underrepresented in the homeless population, when compared with the total population of the same age.

SUMMARY OF FINDINGS *continued*

AGE *continued*

1.3 PROPORTION OF POPULATION BY AGE, AUSTRALIAN AND HOMELESS POPULATIONS—2006 (a)



(a) Excludes usual residents of External Territories, at sea, migratory and off-shore regions.

Youth

Most of the homeless youth aged 12–18 years were in severely crowded dwellings (51%) or in supported accommodation for the homeless (28%). There were similar proportions for homeless children under 12 years of age, with 54% in severely crowded dwellings and 29% in supported accommodation.

While 10% of homeless people aged 12–18 years were staying temporarily with other households, this rate jumps to 21% for youth aged 19–24 years. As previously noted, homeless youth staying with other households are likely to have been under-estimated (see Explanatory Notes for more information).

Within homeless operational groups

When looking within the homeless operational groups, over half of all homeless persons in improvised dwellings, tents or sleepers out were aged 25–54 years (55%), and 26% were aged under 25 years.

Among homeless persons staying temporarily with other households, 51% were aged 25–54 years, compared with 30% for persons aged under 25 years and 18% for those aged 55 years and over.

57% of homeless persons in boarding houses were aged 25–54 years.

SEX

Over half of the homeless population were men (57%). Women were over-represented in supported accommodation (50%), despite only comprising 43% of the homeless population. Three times as many men were in boarding houses than women (76% and 24%), and men were much more likely to be in improvised dwellings, tents and sleepers out (64% compared with 36%).

ABORIGINAL AND TORRES STRAIT ISLANDER AUSTRALIANS

Aboriginal and Torres Strait Islander peoples made up 2.3% of the Australian population in 2006 (454,771 persons). However, Aboriginal and / or Torres Strait Islander persons comprised nearly 30% of all persons classified as homeless on Census Night (25,950). Of those who were classified as homeless, 75% were living in severely crowded dwellings, 10% were in supported accommodation for the homeless and 8% were in improvised dwellings, tents, sleepers out. For non-Indigenous homeless persons, 20% were living in

SUMMARY OF FINDINGS *continued*

ABORIGINAL AND TORRES STRAIT ISLANDER AUSTRALIANS *continued*

severely crowded dwellings, 20% were in supported accommodation, and 8% were in improvised dwellings, tents, sleepers out.

The estimate of Aboriginal and Torres Strait Islander Australians who were homeless on Census Night is likely to be an underestimate, particularly for those staying temporarily with other households, for two reasons:

- there is relatively large under enumeration of Aboriginal and Torres Strait Islander persons in the Census; and
- some Aboriginal and Torres Strait Islander Australians will report a usual address that is associated with a 'place' rather than with a home or dwelling. Some of these people will not have a usual residence and be homeless (see *Discussion Paper: Methodological Review of Counting the Homeless, 2006* (cat. no. 2050.0.55.001) for more details).

REMOTENESS

The majority of homeless persons were in major cities of Australia on Census Night 2006 (52%). 75% of persons in boarding houses, and 72% of those in supported accommodation were in major cities.

24% of the homeless population were in remote and very remote Australia. While persons classified in the majority of all homeless operational groups were most likely to be in major cities of Australia, 47% of homeless persons living in severely crowded dwellings were living in very remote Australia.

CHANGES IN HOMELESSNESS BETWEEN 2001 AND 2006

In 2001, 95,314 persons were classified as homeless on Census Night. Between 2001 and 2006, the number of people who were homeless on Census Night declined by 5,586 persons (6%) to 89,728 persons. The fall in the boarding house population (down 5,840) drove the overall decline in homelessness.

The rate of homelessness per 10,000 of the Australian population declined from 50.8 in 2001 to 45.2 in 2006.

In both 2001 and 2006, the largest group within the homeless population was people living in severely crowded dwellings (35% in both years). The proportion of homeless people who were in improvised dwellings, tents, sleepers out decreased slightly from 9% to 8%. The proportion of people in boarding houses fell from 22% in 2001 to 17% in 2006. The proportion of homeless people who were in supported accommodation for the homeless (or SAAP) increased from 14% in 2001 to 19% in 2006, while the proportion who were staying with other households rose slightly (from 19% in 2001 to 20% in 2006).

While the same methodology was used to estimate homelessness for 2001 and 2006, there are some minor differences between 2001 and 2006.

In 2006, Census data were used to estimate the number of people who were in SAAP on Census Night. For 2001, administrative data were used as unfortunately, the Census flags for SAAP were not retained. This means that some minor overlap between SAAP and other homeless operational groups cannot be removed and a small number of people may have been counted twice in the 2001 homeless estimates.

SUMMARY OF FINDINGS *continued*

CHANGES IN HOMELESSNESS BETWEEN 2001 AND 2006 *continued*

In addition, in 2001 imputed persons could not be removed from the homeless estimates as it was not possible to identify which records had been imputed. This will have resulted in a small number of imputed persons being included in the homeless estimates for 2001, particularly in the 'staying with other households' operational group.

In 2006, core activity restriction and volunteering were used to improve the estimates of the number of people in boarding houses. These variables were not available in 2001, and as a result, 2001 may included a small number of people in accommodation for the disabled and volunteers.

OTHER MARGINAL HOUSING

Estimates of homelessness are important for providing a point-in-time prevalence measure of homelessness on Census Night and to understand the characteristics of those who were likely to have been homeless. However, there are people whose living arrangements are close to the statistical boundary of homelessness, and who may be at risk of homelessness. Estimates of such people who may be at risk of homelessness can be used to assist policy and service delivery to prevent people becoming homeless. The following section describes the groups who may be marginally housed and at risk of homelessness, as estimated using Census data. Other marginal housing, such as housing with major structural problems or where residents are in constant threat of violence, cannot be obtained from the Census and are therefore not included.

The marginal housing groups are:

- Persons living in other crowded dwellings
- Persons in other improvised dwellings
- Persons who are marginally housed in caravan parks.

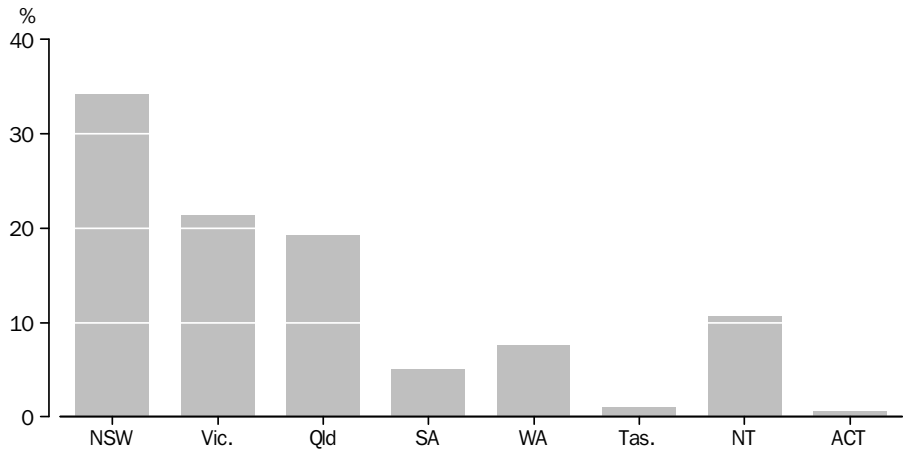
Persons in other crowded dwellings

Persons living in other crowded dwellings, who fall short of being classified as severely overcrowded, are usual residents in dwellings that need three extra bedrooms to adequately accommodate them according to the CNOS.

In 2006 there were 43,149 people living in other crowded dwellings. The rate of persons living in other crowded dwellings per 10,000 persons was 21.7. The rate was highest in the Northern Territory (238.6 per 10,000 persons) followed by New South Wales (22.5 per 10,000) and Queensland (21.3 per 10,000).

SUMMARY OF FINDINGS *continued*

1.4 PROPORTION OF PERSONS LIVING IN OTHER CROWDED DWELLINGS BY STATE OR TERRITORY—2006

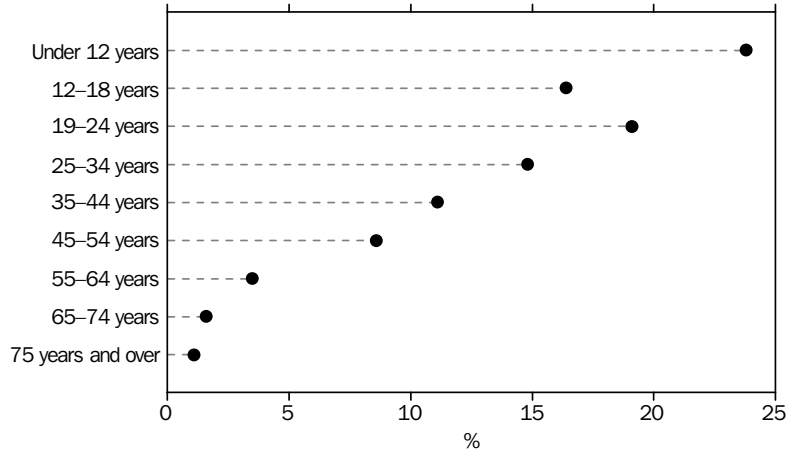


Persons in other crowded dwellings continued

AGE

The age distribution of the overcrowded marginally housed group shows that they were concentrated in the younger age groups, with a large proportion under the age of 12 years (24%).

1.5 AGE DISTRIBUTION OF PEOPLE LIVING IN OTHER CROWDED DWELLINGS—2006



ABORIGINAL AND TORRES STRAIT ISLANDER AUSTRALIANS

Aboriginal and Torres Strait Islander Australians were over-represented in other crowded marginal housing – 25% of those in dwellings requiring three extra bedrooms were Indigenous in 2006.

EDUCATION PARTICIPATION

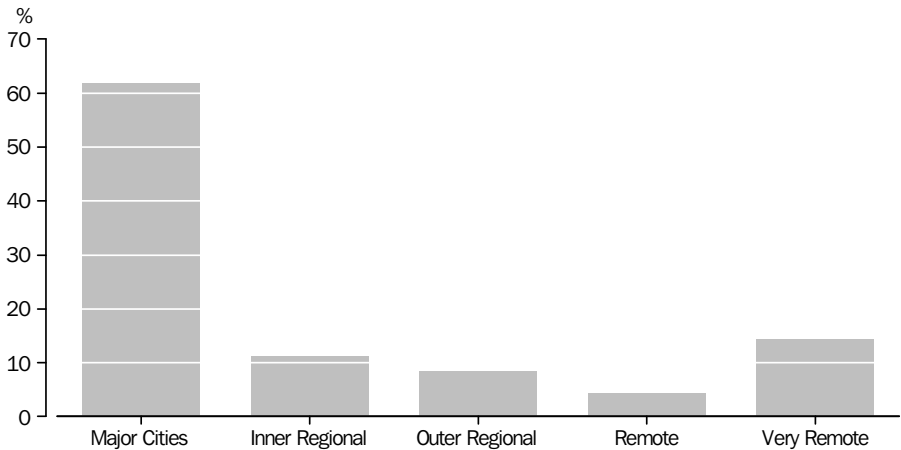
While the majority of people in the overcrowded marginally housed group were not studying (55%), 11% were attending tertiary institutions.

SUMMARY OF FINDINGS *continued*

Persons in other crowded dwellings continued

REMOTENESS
The majority of people living in other crowded dwellings were in major cities (62%), with a substantial number (14%) also living in very remote Australia.

1.6 PROPORTION OF PERSONS LIVING IN OTHER CROWDED DWELLINGS BY REMOTENESS AREA—2006



COUNTRY OF BIRTH AND PROFICIENCY IN SPOKEN ENGLISH

61% of people residing in dwellings requiring three extra bedrooms were born in Australia. A substantial proportion of this marginal group were born in South-East Asia (9%), and Southern and Central Asia (8%), and 12% of people living in other crowded dwellings reported their proficiency in spoken English as 'not speaking English well' or 'not speaking any English'.

Persons in other improvised dwellings

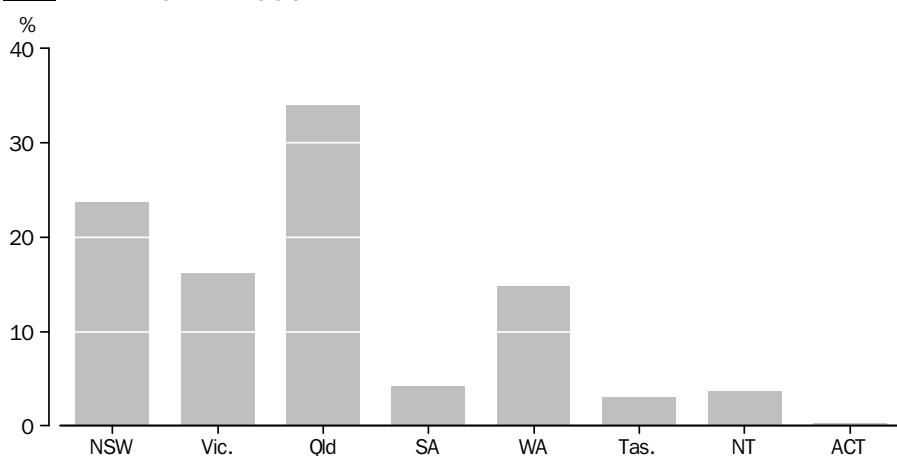
Persons in other improvised dwellings are people who were enumerated on Census Night in the dwelling category of 'improvised home, tent, sleepers out' (see Explanatory Notes for more detail on improvised dwellings, tents and sleepers out) who reported either being 'at home' on Census Night or having no usual address but are not included in the homeless group 'Persons in improvised dwellings, tents, sleepers out'. On balance, persons in other improvised dwellings are unlikely to be homeless according to the ABS definition as they were likely to have access to accommodation alternatives. And in some situations, despite the dwelling classification, the dwelling may have been adequate. This group includes people such as owner-builders, hobby farmers, and construction workers, road workers etc. Some in this group may, however, be more vulnerable to experiencing homelessness in the future and have therefore been classified as marginally housed.

There were 7,724 people living in other improvised dwellings on Census Night in 2006. There was a slightly higher proportion of males (57%) than females (43%) in this group.

The rate per 10,000 persons for persons in other improvised dwellings was 3.9, with 14.7 per 10,000 persons in the Northern Territory.

SUMMARY OF FINDINGS *continued*

1.7 PROPORTION OF PEOPLE LIVING IN OTHER IMPROVISED DWELLINGS BY STATE AND TERRITORY—2006

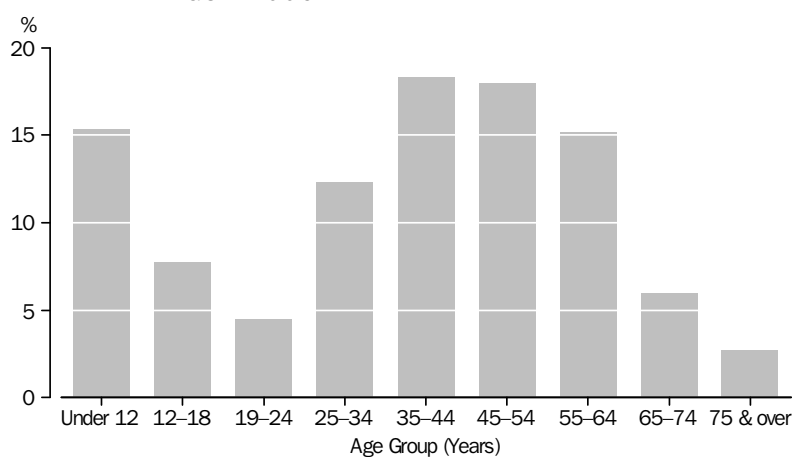


*Persons in other
improvised dwellings
continued*

AGE

The age distribution of those in other improvised dwellings shows that 18% were aged 35–44 years and 18% were aged 45–55 years. There was also a substantial proportion of people under the age of 12 years (15%).

1.8 AGE DISTRIBUTION OF PEOPLE LIVING IN OTHER IMPROVISED DWELLINGS—2006



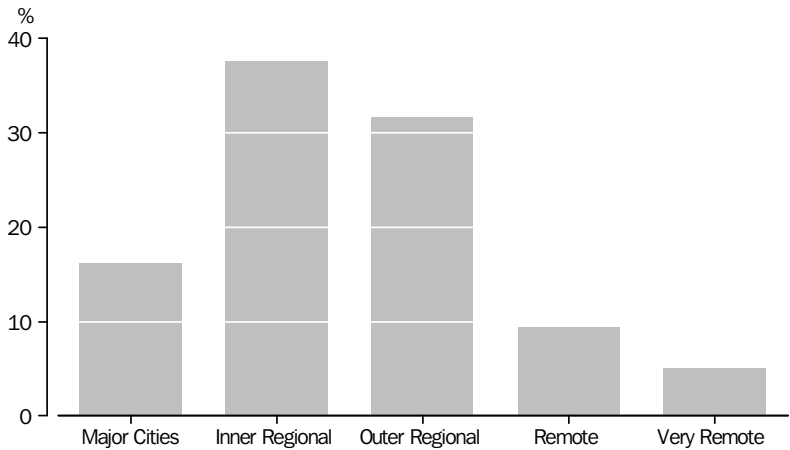
SUMMARY OF FINDINGS *continued*

Persons in other
improvised dwellings
continued

REMOTENESS

As expected, given the characteristics of those persons in other improvised dwellings who were most likely to be owner-builder, hobby farmers, construction workers, road workers etc.), they were most likely to be located in inner regional (38%) and outer regional (32%) areas of Australia.

1.9 PROPORTION OF PERSONS IN OTHER IMPROVISED DWELLINGS BY REMOTENESS—2006



Persons marginally housed
in caravan parks

Persons marginally housed in caravan parks are those people considered to be in marginal housing and at risk of homelessness. However not all persons living in caravan parks are considered to be marginally housed. For example, those living in cabins (which are not separately identified in Census data) rather than caravans will have access to their own kitchen facilities and bathroom and therefore are not considered to be marginally housed. Others living in caravan parks on a long-term basis have an element of security of tenure and, for some people, they have chosen to reside in a caravan park due to convenience, cost or location and could select other accommodation alternatives if they wished.

People living in caravan parks are classified as being marginally housed if characteristics are indicative of personal circumstances in which access to accommodation alternatives is unlikely. These include people enumerated on Census Night in 2006 who were:

- in caravan, cabin or houseboat in a caravan / residential park or camping ground who reported being at home on Census Night; and where:
 - no usual resident reported working full-time;
 - the dwelling was being rented for less than \$300 per week;
 - the landlord was not reported as an employer;
 - the dwelling had less than three bedrooms; and
 - the combined weekly income of the persons in the dwelling was less than \$2,000.

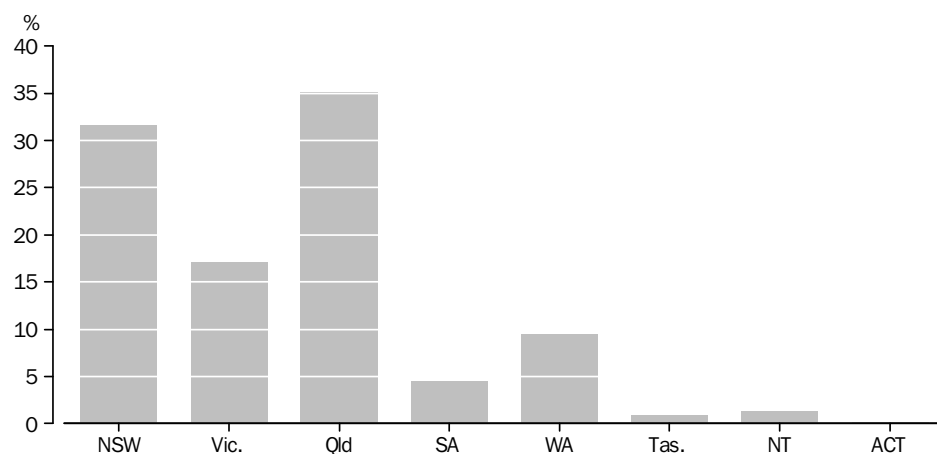
The majority of the 12,444 people identified as being marginally housed in caravan parks in 2006 were male (64%), which was higher than in other marginally housed people (52% in other crowded dwellings, and 57% in other improvised dwellings) and higher than in the homeless population (57%).

SUMMARY OF FINDINGS *continued*

Persons marginally housed in caravan parks continued

The rate per 10,000 persons for persons marginally housed in caravan parks was 6.3 in 2006. The State with the highest rate was Queensland (11.2 per 10,000 persons) followed by the Northern Territory (8.1 per 10,000 persons).

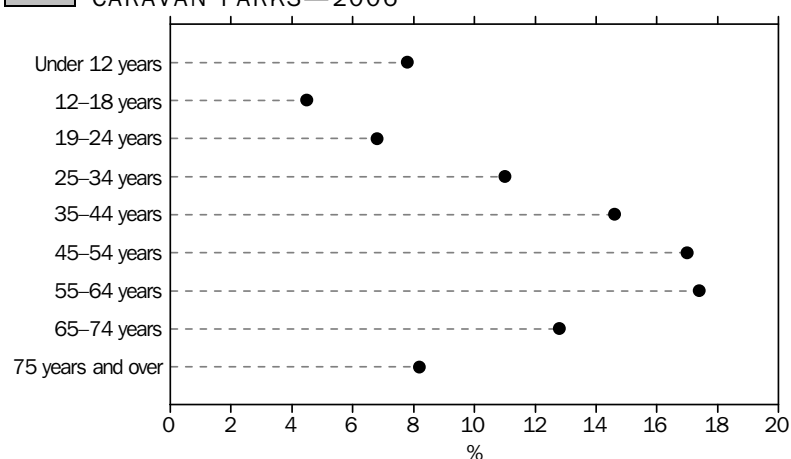
1.10 PROPORTION OF PERSONS MARGINALLY HOUSED IN CARAVAN PARKS BY STATE AND TERRITORY—2006



AGE

Of the persons marginally housed in caravan parks, 12% were aged under 19 years and 21% were of retirement age (aged 65 years and over).

1.11 AGE DISTRIBUTION OF PEOPLE MARGINALLY HOUSED IN CARAVAN PARKS—2006



REMOTENESS

Most of the persons marginally housed in caravan parks were living in major cities and inner regional areas (39% respectively), with the proportion decreasing as remoteness increases.

COUNTRY OF BIRTH

The majority of people marginally housed in caravan parks were born in Australia (72%), and 9% were born in North-West Europe.

SUMMARY OF FINDINGS *continued*

Persons marginally housed
in caravan parks *continued*

NEED FOR ASSISTANCE WITH CORE ACTIVITIES
Consistent with the older age of persons marginally housed in caravan parks, 8% reported having a need for assistance with core activities. Need for assistance with core activities restriction questions were not answered by 11% of this marginally housed group.

OVERVIEW OF THE DEFINITION OF HOMELESSNESS

OVERVIEW OF THE DEFINITION OF HOMELESSNESS

The ABS definition of homelessness is informed by an understanding of homelessness as 'home'lessness, not rooflessness. It emphasises the core elements of 'home' in Anglo American and European interpretations of the meaning of home as identified in research evidence (Mallett, 2004). These elements may include: a sense of security, stability, privacy, safety, and the ability to control living space. Homelessness is therefore a lack of one or more of the elements that represent 'home'.

In brief, the ABS statistical definition is that:

When a person does not have suitable accommodation alternatives they are considered homeless if their current living arrangement:

- is in a dwelling that is inadequate; or
- has no tenure, or if their initial tenure is short and not extendable; or
- does not allow them to have control of, and access to space for social relations.

The definition has been constructed from a conceptual framework centred around the following elements:

- Adequacy of the dwelling;
- Security of tenure in the dwelling; and
- Control of, and access to space for social relations.

The elements are explained in more detail in *ABS Information Paper – A Statistical Definition of Homelessness* (cat. no. 4922.0).

People must lack one or more of these elements to be defined as homeless. However, people who lack one or more of these elements are not necessarily classified as homeless. While homelessness is not a choice, some people may chose to live in situations that might parallel the living situations of people who are homeless. For example, people may be living in a shed while building a home on their own property, or on holiday travelling and staying with friends. These people have choice because they have the capacity to access other accommodation that is safe, adequate and provides for social relations. Having access to accommodation alternatives is contingent on having the financial, physical, psychological *and* personal means to access these alternatives (see *ABS Information Paper – A Statistical Definition of Homelessness* (cat. no. 4922.0)).

HOW THE DEFINITION OF HOMELESSNESS INFORMS THE METHODOLOGY FOR ESTIMATING HOMELESSNESS FROM THE CENSUS

The *ABS Information Paper – A Statistical Definition of Homelessness* (cat. no. 4922.0) outlines which elements of the statistical definition are used in determining homeless living situations in each of the homeless operational groups.

The hierarchy below briefly outlines which elements of the definition are employed to determine the group as being homeless.

How does the hierarchy relate to output categories?

An X indicates what people in this group lack this aspect of the element to determine that their living circumstance is homelessness

	Security of tenure in the dwelling		Adequacy of the dwelling		Control of, access to social relations		Accommodation alternatives of the person			
	no tenure	initial tenure short & not extendable(a)	no basic facilities exist	structure of dwelling is inadequate	no control or access to space	no privacy	no financial	no personal	no psychological	no physical
Homeless Operational Groups										
Improvised dwellings, tents, sleepers out										
improvised dwellings	X		X		X	X				
rough sleepers	X		X		X	X				
Persons in supported accommodation for the homeless	X				X	X				
some transitional housing		X			X	X				
Persons staying temporarily with other households										
Persons staying temporarily with friends or relatives	X				X	X				
Persons staying temporarily in visitor only households	X				X	X	X**	X**	X**	X**
Persons staying in boarding houses	X				X	X				
Persons staying in other temporary lodging (b)	X				X?	X?				
Severe Crowding										
those who own/have the lease etc.					X	X				
those who do not own/have the lease	X				X	X				

(a) Includes a variety of tenure such as people staying in boarding houses, supported accommodation (long term and short term) and renters on month to month leases.

(b) Note there will be lots of different situations some will lack control of space etc. but all will lack security of tenure.

** An X for accommodation alternatives applies to **any** of the components of financial, personal, physical or psychological resources. If they do not exist the person's situation needs to be further considered in terms of the other elements on the table.

METHODOLOGY USED TO CALCULATE HOMELESS ESTIMATES

INTRODUCTION

This feature article presents an overview of the consistent, transparent and repeatable ABS methodology for estimating the number of people enumerated in the Census of Population and Housing who may be homeless on Census night. More information on the methodology can be found in the publication: *Information Paper – Methodology for Estimating Homelessness from the Census of Population and Housing* (cat. no. 2049.0.55.001).

The following ABS methodology has been applied to producing homelessness estimates from the 2006 and 2001 Censuses of Population and Housing and will be used in producing estimates for 2011. The 2011 estimates will be published on 12 November 2012.

This methodology will also be applied to future Censuses. However, improvements are expected to be made to both questions and field procedures which will provide for new and better estimates for tracking future changes in homelessness. The transparency and repeatability in the methodology will allow for an alternate estimate to be made that is consistent with 2011 to provide a link in monitoring changes over time.

The income, mortgage and rent cut offs used in the rules for estimating homelessness are adjusted for each Census year using data from the Survey of Income and Housing and the Consumer Price Index where appropriate. The cut offs for 2006 and 2001 were published in more detail in *Information Paper – Methodology for Estimating Homelessness from the Census of Population and Housing* (cat. no. 2049.0.55.001), while the cut offs for 2011 Census will be published in November in *Census of Population and Housing: Estimating Homelessness, 2011* (cat. no. 2049.0).

PERSONS IN IMPROVISED DWELLINGS, TENTS, SLEEPERS OUT

Estimating the homeless operational group 'Persons in improvised dwellings, tents, sleepers out' commences by first considering the group of Australian residents who were enumerated in the Census in an 'improvised dwelling, tent, sleepers out' and who reported either being at home on Census night or having 'no usual address'.

The Census does not directly collect any data on the ABS homelessness definitional element 'adequacy of the dwelling'. This methodology does not assume that the 'improvised dwelling...' category is a reasonable proxy, and both field and processing errors may overstate this group.

Nor does the Census currently directly collect information about accommodation alternatives, and proxy measures are needed to identify indicators of accommodation alternatives.

Neither the Census usual address question nor the dwelling category recorded by Census collectors was designed to measure homelessness (see Explanatory Notes for information about the purpose of the usual address question). Analysis of the reported characteristics of persons enumerated in improvised dwellings, tents, sleepers out, shows that many were unlikely to have been homeless.

**PERSONS IN IMPROVISED
DWELLINGS, TENTS,
SLEEPERS OUT** *continued*

There are a range of reasons why people may be in a dwelling classified as improvised by a census collector, and which is reported as their usual address but who, however, are not likely to be homeless. In the 2006 Census, Census collector notes showed that some dwellings classified as improvised dwellings were new homes being progressively occupied, or reflected large numbers of construction staff living in site sheds ('improvised dwellings') as they build new suburbs, highways or similar construction tasks. Some of the records classified as improvised dwellings appear to relate to owner builders living in a shed or similar dwelling while building their home on their own property.

The ABS rules to classify as homeless people enumerated in improvised dwellings on Census night are presented in the table below. The rules aim to avoid misclassification of the majority of the construction workers or owner builders who would have accommodation alternatives. Failure to do so would result in homelessness estimates being driven by building booms (when homelessness would appear to rise) and downturns (when it would appear to fall) and present an odd occupational grouping of the homeless. During the Census in 2006 there was a boom in construction but between 2006 and 2011 Censuses the global financial crisis occurred and may have reduced the levels of both construction workers accommodated away from home and owner builders living on their own property and building a home.

To approximate the concept of accommodation alternatives applied to this group, variables such as tenure, income, rent and mortgage payments are used.

**RULES FOR ESTIMATING PERSONS IN IMPROVISED DWELLINGS, TENTS,
SLEEPERS OUT**

The following table presents the rules that are applied to classify persons who were most likely to be homeless on Census night and staying in improvised dwellings, tents and sleepers out. The rules start with the broad Census dwelling category of 'improvised dwellings, tents, sleepers out' and refines the category to avoid misclassifying as homeless those groups of people who were unlikely to be homeless on Census night.

PERSONS WHO ARE IN IMPROVISED DWELLINGS, TENTS OR SLEEPERS OUT

Step	Minus / Plus	Steps taken to create homeless estimates	Reason	2006
1		All persons enumerated in an improvised home, tent, sleepers out		24,579
2	Minus	All persons who reported a usual address elsewhere in Australia and overseas visitors.	Australian holidaymakers and international visitors - these people are not homeless	8,205
3	Equals	All persons enumerated in an improvised dwelling, tent, sleepers out who reported being 'at home' or having 'no usual address'		16,374
4	Minus	All imputed records ^a	There is little evidence that all these people exist. For those that do, most would be removed using the other rules if the information were available. The imputed dwellings are most likely dwelling which are occupied on an intermittent basis where the occupants were enumerated (or even imputed) at their principal residence	1,170
5	Minus	Any person in a dwelling with a tenure type of owned outright, owned with a mortgage, being purchased under a rent/buy scheme, being rented, or being occupied under a life tenure scheme where at least one person was employed full-time ^b	People for whom the nature of their employment indicates that, on balance, their accommodation could be because of their employment e.g. construction workers, road workers; and others in their own dwelling	5,053
6	Minus	Any person in a dwelling with a tenure type of being occupied rent free, 'other' tenure, or without a stated tenure where at least one person was employed full-time, and the combined income of all persons in the dwelling was at least \$2,000/week ^{bc}	People who, on balance, were mostly likely construction workers, road workers etc.	110
7	Minus	Any person who reported being 'at home' in a dwelling with a tenure type of owned outright where no one was employed full-time ^b	People who, on balance, were most likely owner builders/ hobby farmers	2,355
8	Minus	Any person in a dwelling with a tenure type of owned with a mortgage with reported mortgage repayments of at least \$1,050/month where no one was employed full-time ^{bc}	Remove those who, on balance, were most likely owner builders/ hobby farmers	382
9	Minus	Any person in a dwelling with a tenure type of being rented with reported rental payments of at least \$300/week where no one was employed full-time ^{bc}	People for whom the rental payments indicate they could rent elsewhere (have accommodation alternatives)	54
	Equals	Those who are likely to be homeless		7,250

^aImputed records where no form and no count was obtained by the collector and where no form but a count was obtained by the collector

^bThe variables 'number of people employed' and 'combined income' do not include visitors who reported a usual address elsewhere. Therefore a person who is visiting the dwelling and who is employed full-time or has an income doesn't impact on the identification of other people in the dwelling as being homeless

^cIn 2001 the combined income cut off was \$1,594/week, the mortgage repayment cut off was \$845/month and the rental payment cut off was \$265/week.

PERSONS IN IMPROVISED
DWELLINGS, TENTS,
SLEEPERS OUT *continued*

RULES FOR ESTIMATING PERSONS IN IMPROVISED DWELLINGS, TENTS,
SLEEPERS OUT *continued*

As noted in the above table, imputed records have not been classified as representing homeless people. While no imputation is undertaken for rough sleepers, imputation is undertaken for an improvised dwelling which may have been occupied on Census night and about which the collector was not '*absolutely certain* was unoccupied' but for which no contact could be made. In summary, in 2006 there were about 12,000 people enumerated in improvised dwellings as either being at home or with no usual address, from which about two thirds were classified as not being homeless based on the rules for estimating homelessness, and about 1,200 imputed records. If the imputed records reflected a cross section of the people enumerated in improvised dwellings then about two thirds might be expected to represent people who were not homeless. However, the rules applied to estimate the homeless population from the improvised dwelling count require the use of tenure, rent and mortgage payments, and labour force status, to eliminate the mobile construction workers, hobby farmers, owner builders etc.. None of these variables is available for imputed records.

There were 659 records imputed in improvised dwellings as either being at home or with no usual address where there was no corroborating information that the dwelling was occupied on Census night, but also no strong evidence that it was not occupied on Census night. There were further 512 imputed records where no form was collected but a count of the numbers of people in the improvised dwellings was obtained by the collector from a third party. Together these imputed records account for about 10% of those enumerated on forms in these dwellings. This imputation rate is more than double that of the national average rate of imputation, and suggests that the nature of the dwellings for which imputation was undertaken is that they are used for temporary, intermittent or periodic occupation for work or on weekends or holidays and they are not the usual residence of homeless people. The imputed people may not exist, or they may be counted elsewhere at their primary residence.

While it is possible that a few of the imputed records do relate to a person who was homeless on Census night, we know neither their characteristics nor their location. Arbitrarily including a few imputed records adds nothing to the analysis or understanding of this homeless population and potentially skews the resulting distributions of characteristics.

For more information on analysis of this group see the ABS publications: *Discussion Paper: Methodological Review of Counting the Homeless, 2006* (cat. no. 2050.0.55.001) and *Position Paper – ABS Review of Counting the Homeless Methodology, August 2011* (cat. no. 2050.0.55.002).

PERSONS IN SUPPORTED
ACCOMMODATION FOR
THE HOMELESS

The ABS considers that the vetting process to allocate people to the short supply of Supported Accommodation Assistance Program (SAAP) accommodation is unlikely to provide supported accommodation for those people who have accommodation alternatives, and that most supported accommodation does not provide the ABS definitional element 'security of tenure'.

To estimate the number of people in supported accommodation for the homeless on Census night in 2006, ABS first included all persons in dwellings identified by the Census Area Supervisors and collectors as non-private dwellings and classified by the building owner / manager as 'hostels for the homeless, night shelter, refuge'. ABS then added people who were in dwellings flagged as being supported accommodation using the Census list and green sticker strategies.

Imputed records are included in the estimates for this group because of the certainty of the nature of the dwellings flagged either by ABS staff or by jurisdictions or services, and the irrelevance of the personal characteristics of occupants to ascertain homeless for people staying in SAAP properties.

Some supported accommodation, such as some transitional housing, may not meet the ABS definition of homelessness because the tenants have security of tenure in the dwelling. However, information in the Census cannot distinguish the transitional housing properties that have security of tenure. The ABS will investigate the possibility of separately identifying such properties with security of tenure in future Censuses.

(To estimate the number of people in supported accommodation for the homeless on Census night in 2001, although the list and green sticker strategies were used, the data was not retained, and data from the Australian Institute of Health and Welfare (AIHW) Supported Accommodation Assistance Program (SAAP) collection on the number of clients and accompanying children accommodated on Census night were used. See Explanatory Notes for more information.)

RULES FOR ESTIMATING PERSONS IN SUPPORTED ACCOMMODATION
FOR THE HOMELESS

The following table presents the rules that are applied to classify the persons who were most likely to be homeless on Census night and staying in supported accommodation for the homeless. The rules start with the Census non-private dwelling category of 'hostels for the homeless, night shelter, refuge' and adds persons who were in a dwelling flagged as being supported accommodation through the 'list' and 'green sticker' strategies.

PERSONS IN SUPPORTED ACCOMMODATION FOR HOMELESS**Estimating homelessness 2006 and beyond**

Step	Minus / Plus	Steps taken to create homeless estimates	Reason	2006
1		All persons enumerated in dwellings identified by the Census Area supervisors and collectors as non-private dwellings and classified as 'hostels for the homeless, night shelter, refuge' by a building owner / manager, where the person reported a residential status of "Guest, patient, inmate, other resident" or "Not stated"	Include people residing in non-private dwellings offering supported accommodation for the homeless on Census night	14,019
2	Plus	Any person in a dwelling flagged as being supported accommodation who reported being neither an overseas visitor nor an 'owner, proprietor, staff and family'	Include people enumerated in private dwelling identified as being supported accommodation for the homeless	3,405
3	Minus	Any person not identified above who reported being either an overseas visitor or an "owner, proprietor, staff and family"	Remove overseas visitors and 'owner, proprietor, staff and family' in supported accommodation	95
Equals Persons in supported accommodation for the homeless				17,329

Estimating homelessness 2001

Step	Minus / Plus	Steps taken to create homeless estimates	Reason
1		Counts of the number of clients and accompanying children accommodated on Census night 2001 from the Australian Institute of Health and Welfare Supported Accommodation Assistance Program collection for every state and territory except Victoria	Census data for persons in supported accommodation for the homeless identified through the list and green sticker strategies are not available
2	Plus	Persons accommodated in SAAP in Victoria from data from the AIHW SAAP collection and Department of Human Services (Victoria) for Victoria	AIHW SAAP data alone did not provide a full estimate of those in SAAP accommodation on Census night 2001.
Equals Persons in supported accommodation for the homeless			

PERSONS STAYING
TEMPORARILY WITH
OTHER HOUSEHOLDS

This group covers people for whom the elements of the ABS definition of homelessness that are lacking are 'security of tenure of the dwelling' and 'control, or access to social relations'. Visitors have no tenure. If they also, on balance, are most likely to lack accommodation alternatives then they are classified as homeless. Groups such as grey nomads, construction workers, recent migrants, other travellers are assumed, on balance, to have accommodation alternatives.

The homeless operational group 'Persons staying temporarily with other households' commences with the analysis of persons enumerated in any private dwelling structure (except an improvised dwelling, tent, sleepers out) and who reported having 'No usual address'.

This group will contain people who were visiting on Census night for a range of reasons including those who are 'couch surfing'. It is unlikely that all of the people enumerated as 'visitors' without a usual address being reported on Census night meet the definition of homelessness.

People in private dwellings who report no usual address fall into two groups:

- visitors who report having no usual address and staying in a dwelling that also contains usual residents of that dwelling; and
- people staying in 'visitor only households' who report no usual address' and there are no usual residents in the dwelling.

Given the differences in the living circumstances on Census night of the two groups of people described above, each group needs to be considered using different judgements to determine whether the persons in the group are, on balance, likely to be homeless. Some of the people in 'visitor only households' will be families moving to a new location for work, people who have recently moved to, or returned to Australia and have not, or will not be living in their current property for six months or more in the Census year (given the Census takes place in August). In these circumstances they have correctly answered that they have no usual address, but they are not homeless.

Many other people in this visitor only household group were people travelling on Census night. Of these, the ABS classified one group as 'grey nomads' who were unlikely to be homeless and therefore were not included in the homeless population. Grey nomads are defined as people in dwellings where all people in the dwelling reported no usual address, were aged 55 years and over, were not in the labour force, and were staying in caravans, cabins or houseboats on Census night. The phenomenon of people travelling around Australia in their retirement is growing, and in 2006 the great majority of these 'grey nomads' were enumerated in holiday destinations in the northern beaches in New South Wales, in Queensland, Northern Territory and northern Western Australia.

Another group of people in 'visitor only households' were staying in properties (other than caravans, cabins or houseboats) where the property was owned outright or on which they reported mortgage repayments. They were not staying with friends or relatives. These people were not included in the homeless estimates as the judgement was made that they reported no usual address because they were either travelling or moving primary residence, and staying in their holiday or second home at the time of the Census.

**PERSONS STAYING
TEMPORARILY WITH
OTHER HOUSEHOLDS**
continued

Another group of people in visitor only households were staying in properties (other than caravans, cabins or houseboats) that they were renting. These people were not staying with friends or relatives and their characteristics suggested that they were travelling rather than being homeless on Census night.

The ABS also classified as not homeless people who were, on balance, most likely to be new migrants to Australia or returning to Australia to live. They were people who reported being overseas in August 2005, and who were renting or occupying premises on Census night and reporting no usual address. For new migrants the year of arrival was 2006. On balance, most of the people within this group were unlikely to be homeless and had just not yet had the opportunity to settle in or back into Australia, or if they arrived in July or August would not be able to occupy their current address for six months in the year of the Census.

The ABS recognises that there are a number of groups that would be underrepresented in this homeless group of 'persons staying temporarily with other households'. These include youth, people fleeing domestic and / or family violence and Aboriginal and Torres Strait Islander Australians who may be homeless but for whom a usual address on Census night is reported. They cannot be separated from those people who were visitors on Census night (such as those on family holidays, visiting relatives etc.). This 'invisibility', for some, of the homeless condition in the Census dataset should be taken into consideration when using the data for this group.

ABS has not yet been able to implement any reliable way of estimating homelessness among youth staying with other households and for whom a usual address is reported in the Census. Service providers and researchers indicate that the low estimates of homeless youth staying with other households does not concord with their knowledge about youth homelessness. Guided by its Homelessness Statistics Reference Group, the ABS is continuing to undertake research and development to improve the estimation of homelessness, including youth homelessness. In particular, the ABS has been undertaking a quality study to inform the potential development of a nationally representative homeless school students survey.

In 2006 there were 1,928 imputed records for 'visitors' with no usual address, which are not classified as homeless. In reviewing the reported visitors with no usual address in visitor only households, 86% were determined, on balance, not to be homeless based on the detailed characteristics of the groups that can be studied among these households that suggests more plausible interpretations of the reporting of no usual address. Many of the dwellings housing 'visitor only' households for whom a usual address was not reported were in holiday areas (e.g. the snow and coastal Queensland). These geographical areas may have many dwellings for holiday makers as well as second residences. These dwellings could look occupied on Census night but may not have been because the owners were in their primary residence on Census night, or because the holiday dwelling was not rented out on Census night but was at other times during the Census period. Any records imputed based on the selection of a responding property in a similar location is likely to be at least as likely (86%) to generate a false signal for homelessness as determined for the reported visitor only households. While there are some imputations of households with both usual residents and visitors with no usual address, again the locations of these properties and the higher than average likelihood of

PERSONS STAYING
TEMPORARILY WITH
OTHER HOUSEHOLDS
continued

non-contact in these areas suggest the visitor imputations are unlikely to reflect homelessness. On balance there is no strong evidence that the imputations reflect homelessness.

More analysis on these groups can be found in the previous ABS publications: *Discussion Paper: Methodological Review of Counting the Homeless, 2006* (cat. no. 2050.0.55.001) and *Position Paper – ABS Review of Counting the Homeless Methodology, August 2011* (cat. no. 2050.0.55.002).

RULES FOR ESTIMATING PERSONS STAYING TEMPORARILY WITH OTHER
HOUSEHOLDS

The following table presents the rules that are applied to classify the persons who were most likely to be homeless on Census night and staying temporarily with other households. The rule starts with the broad Census dwelling category of persons enumerated in a private dwelling (which was not classified as an improvised dwelling, tents, sleepers out) and who reported no usual address. The category is then refined for those groups of people who were unlikely to be homeless on Census night among two broad groupings:

- visitors who report having no usual address and staying in a dwelling that also contains usual residents of that dwelling; and
- people staying in 'visitor only households' who report 'no usual address' and there are no usual residents in the dwelling.

PERSONS STAYING TEMPORARILY WITH OTHER HOUSEHOLDS

Step	Minus / Plus	Steps taken to create homeless estimates	Reason	2006
1		All persons enumerated in a private dwelling which was not classified as an improvised home, tent, sleepers out who reported 'no usual address'		32,517
2	Minus	Any person who was in a dwelling where all persons in the dwelling were aged 55 years and over, reported 'no usual address', were not in the labour force, and were staying in a 'caravan, cabin, or houseboat'	Persons who on balance, would most likely to be 'grey nomads' and who were travelling and would have accommodation alternatives	2,466
3	Minus	Any person in a 'visitor only' household staying in a caravan, cabin or houseboat (except for persons in a 'caravan/residential park or camping ground' who report a tenure of being 'occupied rent free' or a tenure type of 'being rented' but not stating their weekly rent payments)	Persons who on balance, would be most likely to be travelling except those who appear to be clients of supported accommodation services who were referred to caravan parks	3,475
4	Minus	Any person in a 'visitor only' household that was a 'separate house', 'semi-detached, row or terrace house, townhouse etc.', 'flat, unit or apartment', or a 'house or flat attached to a shop, office, etc.' and which was owned either outright or with a mortgage, or being rented	Persons who, on balance, were most likely to be moving frequently for employment reasons, staying in their second dwelling or who have moved after retirement etc.	5,310
5	Minus	Any person who was born overseas, first arrived in Australia in the Census calendar year and wasn't born in one of the top ten countries for humanitarian settlers in Australia ^a	Persons who, on balance, were most likely to be recent migrants to Australia who at the time of the Census have not had time to choose their home and report a usual residence according to Census definitions	827
6	Minus	Any person who was born in Australia and reported being overseas the year before the Census	Australians who, on balance, were most likely to be recently returning residents and who at the time of the Census have not had time to choose their home and report a usual residence according to Census definitions	644
7	Minus	All imputed records ^b	There is little evidence that these people even exist, in addition the 'no usual address' status has been imputed. Removes double counting for some 'visitor only' dwellings which were in holiday areas and may have appeared occupied when in fact they were not	1,944
8	Minus	Any person who was already considered homeless in homeless operational group 'Persons in supported accommodation for the homeless' ^c	These people are already counted as homeless in the previous homeless operational groups, this step removes double counting	188
Equals Those who are likely to be homeless				17,663

^aThe top ten countries for humanitarian settlers are sourced from the list of 'humanitarian settler arrivals by birth place' in the 'Immigration Update' publication by the Department of Immigration and Citizenship. They are for the financial year ending July of the Census year.

^bImputed records where no form and no count was obtained by the collector and where no form but a count was obtained by the collector.

^cIn 2001 no overlap can be determined between this and the homeless operational group 'persons in supported accommodation for the homeless' because Census data was not use for supported accommodation in 2001.

PERSONS IN BOARDING
HOUSES

The element of the ABS definition of homelessness that people in boarding houses are assumed to lack is 'control of, and access to social relations', and their staying in boarding houses is assumed to reflect a lack of accommodation alternatives which together indicate homelessness. Note that halls of residence for students, dwellings for members of religious orders and institutions such as hospitals are not boarding houses for homeless people.

The homeless operational group 'Persons in boarding houses' commences with analysis of persons enumerated in non-private dwellings that were classified by their owners / managers as 'boarding houses, private hotel'. It is expected that in most cases these boarding houses etc. have been correctly classified as by the owner / manager. However, because the Census boarding house category is not designed to approximate homelessness, it will include some student halls of residence that are not part of any one school but serve multiple schools in a region. Rules are used to exclude from homelessness estimates those dwellings that, on balance, appear to be more likely to be a student hall of residence.

The rules also aim to reclassify other non-private dwellings as boarding houses where the characteristics of the people in the dwelling suggest that they may be housing large numbers of homeless people and can be assumed, on balance, to more likely to be a boarding house although they were classified by the owner / manager as 'staff quarters', 'hotel, motel, bed and breakfast' or as a dwelling type that was not classifiable, or a classification was not stated.

The rules also attempt to reclassify any dwellings that were identified by Area Supervisors and Census collectors as private dwellings but the characteristics of the occupants are such that, on balance, they are more likely to be a boarding house rather than a large (apparently) unrelated group household. If a dwelling is a private dwelling, but operates illegally on the basis of multiple room by room tenancies, the Area Supervisor and collector may enumerate it according to its legal presentation rather than on the basis of its unobserved operation as a boarding house. The rules are applied to identify these dwelling amongst large (apparently) unrelated group households. However, this method is limited and is likely to overestimate the number of large (apparently) group households as boarding houses due to the limitations of the Census in capturing all relationships in the household. The Census only captures the relationships to the first person on the household form (and child relationships to person 2), so if people in the household are in couple relationship but neither of the couple is reported as person 1, then such households with five or more usual residents may be incorrectly classified as group households rather than the family household it really is. That same household may then also be incorrectly assumed to be a boarding house and its residents classified as homeless. The correct classification of households as family households can also be affected when there are persons who were temporarily absent (PTAs) on Census night.

Rules are applied to these large (apparently) unrelated group households to ensure that, on balance, households such as student households, retirement villages, nursing homes, homes for the disabled, convents / monasteries and other religious institutions are not incorrectly reclassified as boarding houses for the homeless.

**PERSONS IN BOARDING
HOUSES** *continued*

The same rules for 2001 and 2006 are applied to classify boarding households as homelessness. However, for 2006, additional information available from this Census about need for assistance with core activities and volunteering is used to refine the rules to assist with ensuring the best possible reclassification of private dwellings as boarding houses. The aim of using these variables is to correctly classify dwellings that were more likely to be convents or monasteries (and other similar religious institutions) as well as for dwellings more likely to be facilities for the aged. The necessary items for this classification refinement were not collected in the 2001 Census. The rules for 2001 therefore omit these steps which refine the classification of boarding houses.

To determine, on balance, that the dwelling is most likely to have been a boarding house for homeless people, variables such as labour force status, student status, income, tenure type, need for assistance with core activities, religion and volunteering are used. These are shown in more detail in the table below. All of the variables such as income are applied to the individual in private dwellings rather than considering the household income, because if they are in boarding houses individuals would not be sharing their economic resources.

RULES FOR ESTIMATING PERSONS IN BOARDING HOUSES

The following table presents the rules that are applied to classify persons who were most likely to be homeless on Census night and staying in boarding houses. The rules start with all persons enumerated in dwellings that were classified as 'boarding house, private hotel'. Then additional rules are applied to remove dwellings that are student halls of residences. Rules are applied to 'staff quarters' to pick up any that, on balance, were more likely to be boarding houses. Rules are also applied to 'hotel, motel, bed and breakfast' and 'other and not classifiable' or 'not stated' dwellings to identify if, on balance, they were more likely to be boarding houses. Finally rules are applied to private dwellings which appear to be large unrelated group households to determine if, on balance, they are more likely to be boarding houses.

PERSONS STAYING IN BOARDING HOUSES

Step	Minus / Plus	Steps taken to create homeless estimates	Reason	2006
1		All persons enumerated in dwellings identified by the Census Area supervisors and collectors as non-private dwellings and classified as 'boarding house, private hotel', where the person reported a residential status of 'Guest, patient, inmate, other resident' or 'Not stated' and reported being 'At home' or having 'no usual address' on Census night and where less than 60% of identified people in that dwelling reported a weekly income of \$600 or more ^a	Boarding house residents who were not staff/owners/managers etc. or who reported a usual address elsewhere. Overseas visitors are also not considered	11,349
2	Plus	All persons enumerated in dwellings identified by the Census Area supervisors and collectors as non-private dwellings and classified as 'Boarding house, private hotel' who reported a residential status of 'Guest, patient, inmate, other resident' or 'Not stated' and reported being 'At home' or having 'no usual address' on Census night and where less than 60% of identified people in that dwelling reported a labour force status of 'employed'	As above	23
3	Minus	Persons in steps 1 and 2 above where at least 60% of identified people in that dwelling reported a student status of 'Full-time student'	On balance, were most likely to be student halls of residence	1,031
4	Plus	All persons enumerated in dwellings identified by the Census Area supervisors and collectors as non-private dwellings and classified as 'staff quarters' where at least 60% of people in that dwelling reported a weekly income of less than \$600 a week and less than 60% of people in that dwelling reported a labour force status of 'employed' ^a	Dwellings which were classified as staff quarters which may, on balance, be boarding houses	669
5	Minus	Persons in step 4 where at least 60% of people in that dwelling reported a student status of 'Full-time student'	Dwellings that, on balance, were most likely to be student halls of residence	194
6	Minus	Persons in step 4 who reported a residential status of 'Owner, proprietor, staff, and family'	Remove persons who were owners / managers or staff and their family	43
7	Minus	Persons in step 4 who were overseas visitors	Remove overseas visitors	10
8	Plus	All persons enumerated in dwellings identified by the Census Area supervisors and collectors as non-private dwellings and classified as 'Hotel, motel, bed and breakfast' in a dwelling where at least 75% of people in that dwelling reported a	Reclassify 'hotel, motel, bed and breakfast' which may, on balance, be boarding houses	474

		weekly income of less than \$600 a week and at least 75% of people in that dwelling reported a labour force status of 'unemployed' or 'Not in the labour force' and at least 20% of people in that dwelling reported being 'At home' ^a		
9	Minus	Persons in step 8 where more than 25% of people in that dwelling reported a student status of 'Full-time student'	On balance, were most likely to be student halls of residence	30
10	Minus	Persons in steps 8 who reported a residential status of 'Owner, proprietor, staff, and family'	Remove persons who were owners / managers staff or family	12
11	Minus	Persons in steps 8 who were overseas visitors	Remove overseas visitors	3
12	Plus	<p>All persons enumerated in dwellings identified by the Census Area supervisors and collectors as non-private dwellings and classified as 'Other and not classifiable' or 'Not stated', where the person reported a residential status of 'Guest, patient, inmate, other resident' or 'Not stated' in a dwelling and where:</p> <ul style="list-style-type: none"> less than 90% of identified people in that dwelling reported being under 20 years of age and who reported being 'At home' or having 'no usual address' AND less than 85% of identified people who also attended a 'stated' type of educational institution or didn't attend an educational institution in that dwelling reported attending any type of educational institution and who reported being 'At home' or having 'no usual address' AND less than 90% of identified people in that dwelling reported a 'stated' religious belief and who reported being 'At home' or having 'no usual address' AND less than 50% of identified people in that dwelling reported a labour force status of 'Employed' and who reported being 'At home' or having 'No usual address' AND 	<p>People who, on balance, were more likely to be in a boarding house that was enumerated in NPDs classified as other non private dwellings, such as:</p> <ul style="list-style-type: none"> correctional institutions for children, boarding schools, residential colleges and halls of residence convents, monasteries and other religious institutions hotels, motels and staff quarters because the majority of their adult residents are employed retirement villages and nursing homes 	3,764

		<ul style="list-style-type: none"> less than 85% of identified people in that dwelling reported being 65 years of age or over and who reported being 'At home' or having 'No usual address' 		
13	Plus	All persons enumerated in a private dwelling which was classified as a group household, where the dwelling had at least four bedrooms or the number of bedrooms was 'Not stated' and the dwelling had at least five 'usual residents' where, for people reporting being at home, less than 60% of those people reported a weekly income of \$600 or more and less than 60% reported a labour force status of 'employed' and less than 60% reported either attending any type of educational institution (above 'primary' level) or a labour force status of 'Employed, worked full-time' and less than 60% reported a need for assistance of 'Has a need for assistance with core activities' ^{abc}	Buildings classified in the Census as private dwellings-group households	3,343
14	Minus	Persons in step 13 in a dwelling with a landlord type of 'Real estate agent', 'State or territory housing authority', 'Person not in the same household-parent/other relative', or 'Employer-Government (includes Defence Housing Authority)'	Remove 'group houses' identified in step 13 above which have a landlord type which indicates they are rented privately, rented from a state/territory housing authority or employer sponsored housing (e.g. staff quarters), as on balance, they were not likely to be boarding houses	745
15	Minus	Persons in step 13 in a dwelling with a tenure type of 'Fully owned', 'Owned with a mortgage', or 'Being purchased under a rent/buy scheme'	Remove 'group houses' identified in step 13 above which have a tenure type which indicates they are on balance, most likely to be privately owned multi family households	764
16	Minus	Persons in step 13 in a dwelling located in a 'Caravan/residential park or camping ground', 'Marina', 'Manufactured home estate', or 'Retirement village (self-contained)'	Remove dwellings in locations such as retirement villages which, on balance, were unlikely to be the site of a boarding house	10
17	Minus	Persons in step 13 in a dwelling that was a 'Caravan, cabin, houseboat'	Remove small dwellings such as caravans which, on balance, were unlikely to be boarding houses	40
18	Minus	Persons in step 13 where at least 60% of the people who reported being 'At home' in that dwelling reported either a student status of 'Full-time student', 'Part-time student', or a labour force status of 'Employed, worked full-time' ^b	Remove dwellings that, on balance, were most likely to be student halls of residence or student households, or group houses with the majority of occupants employed full time and unlikely to house homeless people	137

19	Minus	Persons in step 13 where there are less than three persons enumerated in the dwelling	Remove all dwellings where there is not enough information about all the usual residents to conclude that the dwelling is likely to be a boarding house. The small numbers being enumerated and the reporting of several people away on Census night also strongly suggests family or group household rather than a rooming house	60
20	Minus	Persons in step 13 where every person in that dwelling reported a voluntary work status of 'Volunteer' ^c	Remove groups of people in households, who on balance, were most likely to be housed together and who volunteer their time (for example church groups who house people who work in the community sector assisting those with disabilities and volunteer their expertise)	89
21	Minus	Persons in step 13 where at least 90% of people in that dwelling reported a 'stated' religious belief	Remove those households who on balance, were most likely to be in religious institutions, such as convents	418
22	Minus	Persons in step 13 where every person in that dwelling reported either a usual address five years ago of 'Overseas in 2001' or 'Not stated', or was an 'Overseas visitor 2006' and at least one person in that dwelling reported either a usual address five years ago of 'Overseas in 2001' or was an 'Overseas visitor 2006'	Remove overseas visitors	210
23	Minus	Persons in step 13 where every person in that dwelling didn't state their weekly income, labour force status, type of educational institution, need for assistance, and the number of bedrooms in the dwelling	Remove dwellings where there is not enough information about the occupants to conclude that the dwelling is likely to be a boarding house	241
24	Minus	All persons who were already considered homeless in homeless operational groups 'Persons who are in improvised dwellings, tents or sleeping out', 'Persons in supported accommodation for the homeless' and 'Persons staying temporarily with other households' ^d	These people are already counted as homeless in the previous homeless operational groups, this step removes double counting	125
Equals		Those who are likely to be homeless^e		15,460

^aIn 2001 the weekly income cut off was \$400/week.

^bThe variables 'number of people employed', 'student status (full or part time)' does not include visitors who reported a usual address elsewhere. For example a person who is visiting the dwelling and who is employed full-time doesn't impact on the identification of other people in the dwelling as being homeless.

^cSteps 13 and 20 could not be applied in 2001 as information about need for assistance was not collected.

^dIn 2001 no overlap can be determined between this and the homeless operational group 'persons in supported accommodation for the homeless' because Census data was not used for supported accommodation in 2001.

^eImputed records where no form and no count was obtained by the collector and where no form but a count was obtained by the collector.

PERSONS STAYING IN
OTHER TEMPORARY
LODGING

The homeless operational group 'Persons staying in other temporary lodging includes people who reported having 'no usual address' on Census night who were enumerated in non-private dwellings which were classified by the Census Area Supervisors and collectors as non-private dwellings and also classified by the building owner / manager as 'hotel, motel, bed and breakfast'. People staying in other temporary lodgings who have no usual address lack the ABS homelessness definition element of 'security of tenure of the dwelling'. The rules then consider the income and employment status of these people to determine whether they could be considered to be homeless based on a lack of accommodation alternatives.

This group will differ from the estimates provided for this group in the Review estimates that the ABS published in *Discussion Paper: Methodological Review of Counting the Homeless, 2006* (cat. no. 2050.0.55.001) because a number of non-private dwelling categories were included in the preliminary estimates that are specific exclusions from the ABS statistical definition of homelessness. As outlined in the ABS definition, they are excluded because although their living conditions lack one or more of the key elements of 'home':

- they may have chosen to live in these circumstances and have accommodation alternatives; or
- are required by law to living in these circumstances; or
- are acceptable temporary living arrangements (such as student halls of residence); or
- it is essential for their broader health and wellbeing to be living in these conditions.

The specific exclusions are for:

- people confined in prisons, detention centres and other institutions such as juvenile correctional facilities or hospitals;
- students living in halls of residence; and
- members of religious orders such as monks and nuns living in seminaries and nunneries and similar establishments.

For the same reasons, people in non-private dwellings which were classified as 'other welfare institutions' were not considered to be homeless and not included in this homeless operational group. Other welfare institutions include institutions providing mainly residential care for adults in need of care such as benevolent homes and drug / alcohol rehabilitation centres.

RULES FOR ESTIMATING PERSONS STAYING IN OTHER TEMPORARY
LODGING

The following table presents the rules that are applied to classify the persons who were most likely to be homeless on Census night and staying in other temporary lodgings. The rules start with the persons enumerated in the non-private dwelling category of 'hotel, motel, bed and breakfast' who reported no usual address and is refined to remove people who were, on balance, unlikely to be homeless on Census night.

PERSONS IN OTHER TEMPORARY LODGING

Step	Minus / Plus	Steps taken to create homeless estimates	Reason	2006
1		Persons enumerated in dwellings identified by the Census Area supervisors and collectors as non-private dwellings and classified as 'hotel, motel, bed and breakfast', who were not previously identified as being homeless, who reported having 'no usual address' on Census night and reported a weekly income of less than \$400 per week and reported a labour force status of 'unemployed' or 'Not in the labour force' ^a	Persons in dwellings which were classified as 'hotel, motel, bed and breakfast' who, on balance, were most likely to be homeless	543
2	Minus	All persons who reported a student status of 'Full-time student'	Students who, on balance, were unlikely to be homeless	40
3	Minus	All persons who reported a residential status of 'Owner, proprietor, staff, and family'	Persons who were owners / managers staff or family	3
4	Minus	All persons who were overseas visitors	Remove overseas visitors	0
	Equals	Those who are likely to be homeless^b		500

^aIn 2001 the weekly income cut off was \$300/week.

^bThere is no overlap between this and any other group because the assumptions upon which it is based are mutually exclusive to the other groups.

PERSONS LIVING IN
SEVERELY CROWDED
DWELLINGS

People in severely crowded dwellings are considered to lack the 'control of, and access to social relations' element of the ABS definition of homelessness. Lack of accommodation alternatives is assumed for people living as usual residents in a severely crowded dwelling. The judgement is that people who had accommodation alternatives would not remain in such severely crowded circumstances.

The homeless operational group 'Persons living in severely crowded dwellings' is operationalised as those people usual residents of a private dwelling that, according to the Canadian National Occupancy Standard (CNOS), requires four or more extra bedrooms to accommodate the usual residents.

The concept of crowding is based upon a comparison of the number of bedrooms in a dwelling with a series of household demographics such as the number of usual residents, their relationship to one another, their age and their sex.

There is no single standard or measure for housing utilisation, however the CNOS is widely used internationally and the ABS uses it for its measures of crowding for other purposes. It is a suitable standard for use with Census data because all of the required variables for its calculation are available from the Census, although family coding limits the suitability of it in large complex family households, and where persons may be temporarily absent on Census night.

The CNOS is sensitive to both household size and composition. The measure assesses the bedroom requirements of a household by specifying that:

- there should be no more than two persons per bedroom;
- children less than 5 years of age of different sexes may reasonably share a bedroom;
- children less than 18 years of age and of the same sex may reasonably share a bedroom;
- single household members 18 and over should have a separate bedroom, as should parents or couples;
- a lone person household may reasonably occupy a bed sitter.

Households living in dwellings where this standard cannot be met are considered to be overcrowded.

There may be some underestimation associated with the application of the CNOS to Census data. It is not possible to create a CNOS estimate of the number of extra bedrooms needed for households where any key piece of information is missing. This includes the number of persons per dwelling, age of the persons, the relationship in household, in some cases, where at least one person (who is not the spouse of person 1) is temporarily absent on Census night. In addition, there may be cases where usual residents are not recorded on the Census form due to fear by the residents that they may be found to have more residents living in the dwelling than are allowed by their lease agreement.

Treating overcrowding as homelessness at this severe level of lacking four or more extra bedrooms is designed to prevent the misclassification of people as homeless who may choose to live together under some crowding to save money, to be close to family, or for other reasons etc.. In addition, it also takes account of the limitation of the Census household form which only seeks relationship information within the household in relation to 'person 1', as well as child relationships to 'person 2'. This limitation of Census

**PERSONS LIVING IN
SEVERELY CROWDED
DWELLINGS *continued***

family coding results in misclassification of family relationships, particularly for large households with complex family relationships or households which contain multiple families, or where persons are temporarily absent. Households that look like crowded group households in the Census may actually include a number of couples. Under the CNOS a single adult requires their own bedroom but a couple can share a bedroom, and the masking of relationships can inflate the crowding measure.

In the ABS Survey of Income and Housing (SIH), which does not go to very remote Australia, there were no dwellings sampled which required four or more extra bedrooms in either 2005–06 or 2009–10, and only a few in each of 2003–04 and 2007–08. The Census data presented over 11,000 non-Indigenous people in private dwellings requiring four or more extra bedrooms in 2006. And for people in dwellings requiring three extra bedrooms, the Census estimate for non-Indigenous people in private dwellings is 20% above the SIH average for the four survey cycles quoted. Drawing the line at four or more extra bedrooms required in the Census data aligns with the concept of extreme or severe overcrowding, and reasonably well with results from ABS Indigenous surveys, and avoids overestimation from Census data at lower thresholds due to family coding, persons temporarily absent and potentially errors in the numbers of bedrooms being reported.

Other Census variables are not applied to imply accommodation alternatives in severely crowded dwellings. While some of the residents may own the dwelling in which they live in severely crowded conditions, the presence of other people that contribute to crowding demonstrates loss of the power to exercise control and choice in this living situation.

**RULES FOR ESTIMATING PERSONS LIVING IN SEVERELY CROWDED
DWELLINGS**

The following table presents the rules that are applied to classify the persons who were, on balance, most likely to be homeless on Census night and live in severely crowded dwellings. The rule starts with the persons enumerated in private dwellings where the dwelling would require four or more extra bedrooms under the CNOS and then refines the group by removing people who have already been considered as homeless in the other homeless groups.

PERSONS LIVING IN 'SEVERELY' CROWDED DWELLINGS

Step	Minus / Plus	Steps taken to create homeless estimates	Reason	2006
1		All persons enumerated in a private dwelling who were usual residents in dwellings which needed 4 or more extra bedrooms under the Canadian National Occupancy Standard ^a		31,623
2	Minus	Any person who was already considered homeless in homeless operational groups 'Persons who are in improvised dwellings, tents or sleeping out', 'Persons in supported accommodation for the homeless', 'Persons staying temporarily with other households', 'Persons staying in boarding houses' ^b	These people are already counted as homeless in the previous homeless operational groups, this step removes double counting	92
Equals Those who are likely to be homeless				31,531

^aSee Explanatory notes for more information.

^bIn 2001 no overlap can be determined between this and the homeless operational group 'Persons in supported accommodation for the homeless' because Census data was not use for supported accommodation in 2001.

OTHER MARGINAL HOUSING GROUPS

The ABS will present, alongside the homeless estimates from the Census, estimates of the number of people in selected marginal housing circumstances. These are limited to categories that can be obtained from the Census. Other marginal housing, such as housing with major structural problems or where residents are in constant threat of violence, cannot be obtained from the Census and are therefore not included.

These marginal housing groups not only provide an indication of the numbers of people living in marginal housing close to the boundary of homelessness, but can also provide a possible indication of people who may be at risk of homelessness.

Three marginal housing groups are classified from the Census:

- persons living in other crowded dwellings that are not severely crowded
- persons living in other improvised dwellings – being those who were living in improvised dwellings but were not considered homeless under the rules for the group 'Persons in improvised dwellings, tents, sleepers out'
- persons marginally housed in caravan parks

Each of these groups are discussed below.

OTHER MARGINAL
HOUSING GROUPS
continued

PERSONS LIVING IN OTHER CROWDED DWELLINGS

Persons living in other crowded dwellings are those usual residents living in dwellings reported in the Census where the dwelling requires three extra bedrooms to accommodate them according to the CNOS (see Glossary and the above section for more details on 'Persons living in severely crowded dwellings'). Under the operationalisation of the ABS definition they are not classified as homeless but are considered to be in marginal housing and may be at risk of homelessness.

Rules for estimating Persons living in other crowded dwellings

The following table outlines the rules used to estimate the number of persons living in other crowded dwellings and ensures that no person who has already been counted as homeless is also counted in this marginal housing category.

PERSONS LIVING IN OTHER CROWDED DWELLINGS

Step	Minus / Plus	Steps taken to create estimates of the marginally housed	Reason	2006
1		All persons enumerated in a private dwelling who were usual residents in dwellings which needed 3 extra bedrooms under the Canadian National Occupancy Standard ^a		43,304
2	Minus	Any person who was already considered homeless in homeless operational groups 'Persons who are in improvised dwellings, tents or sleeping out', 'Persons in supported accommodation for the homeless', 'Persons staying temporarily with other households', 'Persons staying in boarding houses' and 'Persons living in 'severely' crowded dwellings' ^b	These people are already counted as homeless	155
	Equals	Those who are likely to be marginally housed		43,149

^aSee Explanatory notes for more information.

^bIn 2001 no overlap can be determined between this and the homeless operational group 'persons in supported accommodation for the homeless' because Census data was not used for supported accommodation in 2001.

OTHER MARGINAL
HOUSING GROUPS
continued

PERSONS IN OTHER IMPROVISED DWELLINGS

Persons in other improvised dwellings are those people who were enumerated on Census night in the dwelling category of an improvised dwelling, tent or sleepers out who reported either being 'at home' on Census night or having no usual address, and are not considered, on balance, to be homeless (see above on 'Persons in improvised dwellings, tents, sleepers out'). Under the ABS definition they are not classified as homeless because they have accommodation alternatives, in many living situations, the dwelling will be adequate. They are, however, included in marginal housing and may be at risk of homelessness.

Rules for estimating Persons in other improvised dwellings

The following table outlines the rules used to estimate the number of persons living in other improvised dwellings and ensures that no person who has already been counted as homeless or in other crowded dwellings is also counted in this marginal housing category.

PERSONS IN OTHER IMPROVISED DWELLINGS

Step	Minus / Plus	Steps taken to create estimates of the marginally housed	Reason	2006
1		All persons enumerated in an improvised dwelling, tent, sleepers out who reported being 'at home' or having 'no usual address'		16,374
2	Minus	Persons already considered to be homeless in the homeless operational group 'Persons who are in improvised dwellings, tents or sleeping out'	These people are classified as homeless	7,250
3	Minus	Any person who was already considered homeless in homeless operational groups 'Persons in supported accommodation for the homeless', 'Persons staying in boarding houses' and 'Persons living in 'severely' crowded dwellings'; and the marginally housed group 'Persons living in other crowded dwellings' ^a	These people are classified as homeless	230
4	Minus	All imputed records ^b	There is little evidence that these people even exist or that they were not in the dwellings to which they were imputed (which are occupied on a semi-permanent basis) and the occupants were instead either enumerated in their principal residence or imputed at that residence	1,170
Equals Those who are likely to be marginally housed				7,724

^aIn 2001 no overlap can be determined between this and the homeless operational group 'persons in supported accommodation for the homeless' because Census data was not use for supported accommodation in 2001.

^bImputed records where no form and no count was obtained by the collector and where no form but a count was obtained by the collector.

**OTHER MARGINAL
HOUSING GROUPS**
continued

PERSONS marginally HOUSED IN CARAVAN PARKS

Persons marginally housed in caravan parks are those considered to be in marginal housing and at risk of homelessness. However, not all persons living in caravan parks are considered to be marginally housed. For example, those living in cabins will have access to their own kitchen facilities and bathroom. However, the Census data do not allow caravans and cabins to be separately identified. Others living in caravan parks on a long-term basis have an element of security of tenure, and for some people they have chosen to reside in a caravan park due to convenience, cost or location and could select other accommodation alternatives.

Persons marginally housed in caravan parks are operationalised as those people who were enumerated on Census night:

- in caravan, cabin or houseboat in a caravan / residential park or camping ground;
- reported being at home on Census night;
- where no usual resident reported working full-time;
- the dwelling was being rented for less than \$300 per week;
- the landlord was not an employer;
- the dwelling was reported as having less than 3 bedrooms; and
- the combined income of the usual residents in the dwelling was less than \$2,000 per week.

Rules for estimating Persons marginally housed in caravan parks

The following table outlines the rules used to estimate the number of persons marginally housed in caravan parks and ensures that no person has already been counted as homeless or in other crowded dwellings is also counted in this marginal housing category.

PERSONS WHO ARE MARGINALLY HOUSED IN CARAVAN PARKS

Step	Minus / Plus	Steps taken to create estimates of the marginally housed	Reason	2006
1		All persons enumerated in a caravan, cabin or houseboat in a caravan/residential park or camping ground who reported being 'at home' on Census night.		56,913
2	Minus	All persons in dwellings with a tenure type of owned outright, owned with a mortgage, being purchased under a rent/buy scheme or occupied under a life tenure scheme		32,391
3	Minus	All persons in a dwelling where at least one usual resident reported working full time ^a	People who it could be reasonably assumed have accommodation alternatives	6,935
4	Minus	All imputed records ^b	There is little evidence that these people even exist or that they were not in the dwellings to which they were imputed (which are occupied on a semi-permanent basis) and the occupants were instead either enumerated in their principal residence or imputed at that residence	3,671
5	Minus	All persons in a dwelling with a tenure type of being rented with reported rental payments of at least \$300/week ^c	Those people for whom the rental payments indicate they could, on balance, rent elsewhere (i.e. they have accommodation alternatives)	314
6	Minus	All persons in a dwelling with a landlord type of employer, includes government employer (includes Defence Housing Authority)	Persons for whom their accommodation is, on balance most likely to be related to their employment	182
7	Minus	All persons in dwellings with 3 or more bedrooms	People who are, on balance, most likely to be living in cabins	653
8	Minus	All persons in dwellings where the combined income was at least \$2000 a week ^c	People for whom their combined income indicates they could, on balance reside elsewhere (i.e. they have accommodation alternatives)	131
9	Minus	Any person who was already considered homeless in homeless operational groups 'Persons in supported accommodation for the homeless', 'Persons staying temporarily with other households' and 'Persons living in 'severely' crowded dwellings'; and the marginally housed group 'Persons living in other crowded dwellings' ^d	These people are classified as homeless	192
Equals		Those who are likely to be marginally housed in caravan parks		12,444

^aThe variables 'number of people employed' and 'combined income' do not include visitors who reported a usual address elsewhere. Therefore a person who is visiting the dwelling and who is employed full-time or has an income doesn't impact on the identification of other people in the dwelling as being marginally housed.

^bImputed records where no form and no count was obtained by the collector and where no form but a count was obtained by the collector.

^cIn 2001 the combined income cut off was \$1,594/week and the rental payment cut off was \$265/week.

^dIn 2001 no overlap can be determined between this and the homeless operational group 'persons in supported accommodation for the homeless' because Census data was not used for supported accommodation in 2001.

LIST OF TABLES

page

ESTIMATES OF HOMELESSNESS, 2006

1.1	HOMELESS OPERATIONAL GROUPS AND OTHER MARGINAL HOUSING, Number of persons—by selected characteristics—2006	44
1.2	HOMELESS OPERATIONAL GROUPS AND OTHER MARGINAL HOUSING, Proportion of persons—by selected characteristics—2006	48
2.1	HOMELESS OPERATIONAL GROUPS AND OTHER MARGINAL HOUSING, Number of persons 15 years and over—by selected characteristics—2006	52
2.2	HOMELESS OPERATIONAL GROUPS AND OTHER MARGINAL HOUSING, Proportion of persons 15 years and over—by selected characteristics—2006	56
3.1	HOMELESS OPERATIONAL GROUPS AND OTHER MARGINAL HOUSING, Sex by age of person—2006	60
4.1	HOMELESS OPERATIONAL GROUPS AND OTHER MARGINAL HOUSING, Rate per 10,000 of the population—2006	62
5.1	HOMELESS PERSONS STAYING TEMPORARILY WITH OTHER HOUSEHOLDS, Visited dwelling characteristics—2006	64
6.1	HOMELESS PERSONS LIVING IN 'SEVERELY' CROWDED DWELLINGS, by selected dwelling characteristics—2006	65

ESTIMATES OF HOMELESSNESS, 2001

7.1	HOMELESS OPERATIONAL GROUPS AND OTHER MARGINAL HOUSING, Number of persons—by selected characteristics—2001	66
7.2	HOMELESS OPERATIONAL GROUPS AND OTHER MARGINAL HOUSING, Proportion of persons—by selected characteristics—2001	70
8.1	HOMELESS OPERATIONAL GROUPS AND OTHER MARGINAL HOUSING, Number of persons 15 years and over—by selected characteristics—2001	74
8.2	HOMELESS OPERATIONAL GROUPS AND OTHER MARGINAL HOUSING, Proportion of persons 15 years and over—by selected characteristics—2001	78
9.1	HOMELESS OPERATIONAL GROUPS AND OTHER MARGINAL HOUSING, Sex by age of person—2001	82
10.1	HOMELESS OPERATIONAL GROUPS AND OTHER MARGINAL HOUSING, Rate per 10,000 of the population—2001	84
11.1	HOMELESS PERSONS STAYING TEMPORARILY WITH OTHER HOUSEHOLDS, Visited dwelling characteristics—2001	86
12.1	HOMELESS PERSONS LIVING IN 'SEVERELY' CROWDED DWELLINGS, by selected dwelling characteristics—2001	87

HOMELESS OPERATIONAL GROUP

	<i>Persons who are in improvised dwellings, tents or sleeping out</i>	<i>Persons in supported accommodation for the homeless(c)</i>	<i>Persons staying temporarily with other households(d)(e)</i>	<i>Persons staying in boarding houses</i>	<i>Persons in other temporary lodging</i>
	no.	no.	no.	no.	no.
Age group (years)					
Under 12	699	4 486	1 817	183	—
12–18	588	2 721	987	490	16
19–24	627	2 052	2 575	1 663	48
25–34	1 248	2 806	3 973	2 760	103
35–44	1 496	2 412	2 870	2 994	98
45–54	1 271	1 529	2 202	3 077	85
55–64	780	719	1 980	2 224	101
65–74	364	348	919	1 297	40
75 and over	173	256	339	772	8
Sex					
Male	4 656	8 585	9 923	11 793	252
Female	2 591	8 745	7 739	3 664	250
Indigenous status					
Indigenous	2 094	2 693	870	784	24
Non-Indigenous	4 799	11 747	16 348	12 451	472
Not stated	352	2 891	444	2 225	4
State or territory of usual residence					
New South Wales	1 596	3 867	4 761	5 941	152
Victoria	786	6 929	3 227	3 050	73
Queensland	2 026	3 065	4 989	3 746	157
South Australia	436	1 474	1 328	977	30
Western Australia	1 016	1 088	2 101	1 024	65
Tasmania	122	224	495	139	6
Northern Territory	1 213	221	446	544	12
Australian Capital Territory	51	461	315	40	5
Remoteness					
Major Cities of Australia	2 253	12 421	10 438	11 562	254
Inner Regional Australia	1 450	3 105	3 865	1 428	112
Outer Regional Australia	1 726	1 550	2 551	2 013	97
Remote Australia	772	188	533	322	20
Very Remote Australia	1 046	64	276	135	18

— nil or rounded to zero (including null cells)

(a) Cells in this table have been randomly adjusted to avoid the release of confidential data. As a result cells may not add to the totals.

(b) Categories are mutually exclusive, therefore persons will only appear in one category. For example, persons who are in the category 'supported accommodation for the homeless' who are in 'living in severely crowded dwellings' will not also appear in 'persons living in severely crowded dwellings'.

(c) Includes those in the Supported Accommodation Assistance program (SAAP). Note this does not apply to 2001 estimates. See Explanatory Notes for more information.

(d) Includes persons in 'visitor only' households who reported no usual address.

(e) Some people who were homeless are likely to be underestimated in this category. See Explanatory Notes for more information.

Source: Census of Population and Housing, 2006

HOMELESS OPERATIONAL
GROUP *continued*

	Persons living in 'severely' crowded dwellings(e)	All homeless persons	Persons living in other crowded dwellings(c)	Persons in other improvised dwellings	Persons who are marginally housed in caravan parks(d)
	no.	no.	no.	no.	no.
Age group (years)					
Under 12	8 530	15 715	10 261	1 181	976
12–18	4 986	9 788	7 071	594	557
19–24	5 190	12 155	8 249	349	841
25–34	4 958	15 848	6 383	953	1 363
35–44	3 310	13 180	4 778	1 412	1 815
45–54	2 417	10 581	3 703	1 392	2 112
55–64	1 146	6 950	1 526	1 178	2 162
65–74	592	3 560	709	461	1 596
75 and over	403	1 951	467	207	1 024
Sex					
Male	15 950	51 159	22 276	4 377	7 952
Female	15 580	38 569	20 874	3 348	4 493
Indigenous status					
Indigenous	19 485	25 950	10 711	234	786
Non-Indigenous	11 507	57 324	31 331	7 395	10 820
Not stated	538	6 454	1 109	95	839
State or territory of usual residence					
New South Wales	5 902	22 219	14 764	1 832	3 932
Victoria	3 345	17 410	9 244	1 248	2 122
Queensland	4 873	18 856	8 335	2 630	4 371
South Australia	1 362	5 607	2 193	321	547
Western Australia	2 983	8 277	3 291	1 143	1 178
Tasmania	159	1 145	472	243	113
Northern Territory	12 829	15 265	4 601	283	156
Australian Capital Territory	77	949	251	24	26
Remoteness					
Major Cities of Australia	9 983	46 911	26 626	1 250	4 828
Inner Regional Australia	1 529	11 489	4 835	2 903	4 841
Outer Regional Australia	2 018	9 955	3 571	2 447	2 055
Remote Australia	3 325	5 160	1 899	728	494
Very Remote Australia	14 674	16 213	6 220	397	226

(a) Cells in this table have been randomly adjusted to avoid the release of confidential data. As a result cells may not add to the totals.

(b) Categories are mutually exclusive, therefore persons will only appear in one category. For example, persons who are in the category 'supported accommodation for the homeless' who are in 'living in severely crowded dwellings' will not also appear in 'persons living in severely crowded dwellings'.

(c) Includes usual residents in dwellings needing 3 extra bedrooms under the CNOS. See Explanatory Notes for more information.

(d) Includes persons who are usual residents of caravan parks who are unlikely to have accommodation alternatives. See Explanatory Notes for more information.

(e) Includes usual residents in dwellings needing 4 or more extra bedrooms under the CNOS. See Explanatory Notes for more information.

Source: Census of Population and Housing, 2006

HOMELESS OPERATIONAL GROUP

	<i>Persons who are in improvised dwellings, tents or sleeping out</i>	<i>Persons in supported accommodation for the homeless(c)</i>	<i>Persons staying temporarily with other households(d)(e)</i>	<i>Persons staying in boarding houses</i>	<i>Persons in other temporary lodging</i>
	no.	no.	no.	no.	no.
Educational attendance					
Pre-school, Infants/Primary School	na	2 032	892	86	—
Secondary School	na	1 086	359	178	—
Tertiary Institutions(f)	na	896	999	755	14
Full-time student	na	524	574	520	—
Part-time student	na	372	425	235	14
Not attending	na	9 093	14 224	11 583	474
Country of birth					
Australia(g)	na	11 080	12 963	8 324	304
Oceania and Antarctica(h)	na	472	734	848	33
North-West Europe	na	342	1 306	1 536	95
Southern and Eastern Europe	na	259	328	625	5
North Africa and the Middle East	na	746	232	183	3
South-East Asia	na	291	381	370	11
North-East Asia	na	99	261	615	11
Southern and Central Asia	na	182	192	255	7
Americas	na	73	218	248	12
Sub-Saharan Africa	na	454	149	142	14
Other(i)	na	3 331	899	2 313	5
Need for assistance with core activities					
Has need for assistance with core activities	na	907	591	1 478	35
Does not have need for assistance with core activities	na	12 697	16 342	11 236	460
Not stated	na	3 727	729	2 745	7
Proficiency in Spoken English					
Speaks English only	na	11 234	15 065	10 519	432
Very well	na	1 139	1 081	1 149	34
Well	na	840	581	898	13
Not well	na	673	280	451	14
Not at all	na	230	116	125	3
Not stated	na	3 215	539	2 317	4
Total persons(j)	7 247	17 329	17 663	15 460	500

— nil or rounded to zero (including null cells)

na not available

- (a) Cells in this table have been randomly adjusted to avoid the release of confidential data. As a result cells may not add to the totals.
- (b) Categories are mutually exclusive, therefore persons will only appear in one category. For example, persons who are in the category 'supported accommodation for the homeless' who are in 'living in severely crowded dwellings' will not also appear in 'persons living in severely crowded dwellings'.
- (c) Includes those in the Supported Accommodation Assistance program (SAAP). Note this does not apply to 2001 estimates. See Explanatory Notes for more information.

(d) Includes persons in 'visitor only' households who reported no usual address.

(e) Some people who were homeless are likely to be underestimated in this category. See Explanatory Notes for more information.

(f) Includes technical or further educational institutions and universities.

(g) Includes external territories and Norfolk Island.

(h) Excludes Australia and external territories.

(i) Includes inadequately described, at sea, not elsewhere classified, or not stated.

(j) Includes other and not stated educational institutions.

Source: Census of Population and Housing, 2006

HOMELESS OPERATIONAL
GROUP *continued*

	Persons living in 'severely' crowded dwellings(e)	All homeless persons	Persons living in other crowded dwellings(c)	Persons in other improvised dwellings	Persons who are marginally housed in caravan parks(d)
	no.	no.	no.	no.	no.
Educational attendance					
Pre-school, Infants/Primary School	4 630	na	6 224	837	490
Secondary School	2 054	na	3 943	393	241
Tertiary Institutions(f)	1 847	na	4 683	238	221
Full-time student	1 505	na	3 782	84	108
Part-time student	342	na	901	154	113
Not attending	18 627	na	23 797	5 972	9 577
Country of birth					
Australia(g)	24 647	na	26 144	6 268	8 987
Oceania and Antarctica(h)	749	na	1 973	196	447
North-West Europe	121	na	488	597	1 077
Southern and Eastern Europe	207	na	594	130	230
North Africa and the Middle East	1 330	na	2 566	37	43
South-East Asia	1 578	na	3 877	104	78
North-East Asia	447	na	1 580	52	71
Southern and Central Asia	1 564	na	3 525	25	30
Americas	104	na	303	50	57
Sub-Saharan Africa	261	na	736	53	42
Other(i)	522	na	1 365	213	1 382
Need for assistance with core activities					
Has need for assistance with core activities	983	na	1 357	277	1 048
Does not have need for assistance with core activities	28 602	na	39 889	7 328	10 035
Not stated	1 942	na	1 903	120	1 363
Proficiency in Spoken English					
Speaks English only	9 744	na	19 088	7 127	10 746
Very well	7 196	na	9 703	304	327
Well	7 448	na	7 641	144	207
Not well	3 958	na	3 829	71	110
Not at all	1 534	na	1 535	22	8
Not stated	1 648	na	1 355	56	1 047
Total persons(j)	31 531	89 728	43 149	7 724	12 444

na not available

(a) Cells in this table have been randomly adjusted to avoid the release of confidential data. As a result cells may not add to the totals.

(b) Categories are mutually exclusive, therefore persons will only appear in one category. For example, persons who are in the category 'supported accommodation for the homeless' who are in 'living in severely crowded dwellings' will not also appear in 'persons living in severely crowded dwellings'.

(c) Includes usual residents in dwellings needing 3 extra bedrooms under the CNOS. See Explanatory Notes for more information.

(d) Includes persons who are usual residents of caravan parks who are unlikely to have accommodation alternatives. See Explanatory Notes for more information.

(e) Includes usual residents in dwellings needing 4 or more extra bedrooms under the CNOS. See Explanatory Notes for more information.

(f) Includes technical or further educational institutions and universities.

(g) Includes external territories and Norfolk Island.

(h) Excludes Australia and external territories.

(i) Includes inadequately described, at sea, not elsewhere classified, or not stated.

(j) Includes other and not stated educational institutions.

Source: Census of Population and Housing, 2006

HOMELESS OPERATIONAL GROUP

		<i>Persons who are in improvised dwellings, tents or sleeping out</i>	<i>Persons in supported accommodation for the homeless(c)</i>	<i>Persons staying temporarily with other households(d)(e)</i>	<i>Persons staying in boarding houses</i>	<i>Persons in other temporary lodging</i>
Age group (years)						
Under 12	%	9.6	25.9	10.3	1.2	—
12–18	%	8.1	15.7	5.6	3.2	3.2
19–24	%	8.7	11.8	14.6	10.8	9.6
25–34	%	17.2	16.2	22.5	17.9	20.6
35–44	%	20.6	13.9	16.2	19.4	19.6
45–54	%	17.5	8.8	12.5	19.9	17.0
55–64	%	10.8	4.1	11.2	14.4	20.2
65–74	%	5.0	2.0	5.2	8.4	8.0
75 and over	%	2.4	1.5	1.9	5.0	1.6
Sex						
Male	%	64.2	49.5	56.2	76.3	50.2
Female	%	35.8	50.5	43.8	23.7	49.8
Indigenous status						
Indigenous	%	28.9	15.5	4.9	5.1	4.8
Non-Indigenous	%	66.2	67.8	92.6	80.5	94.4
Not stated	%	4.9	16.7	2.5	14.4	0.8
State or territory of usual residence						
New South Wales	%	22.0	22.3	27.0	38.4	30.4
Victoria	%	10.8	40.0	18.3	19.7	14.6
Queensland	%	28.0	17.7	28.2	24.2	31.4
South Australia	%	6.0	8.5	7.5	6.3	6.0
Western Australia	%	14.0	6.3	11.9	6.6	13.0
Tasmania	%	1.7	1.3	2.8	0.9	1.2
Northern Territory	%	16.7	1.3	2.5	3.5	2.4
Australian Capital Territory	%	0.7	2.7	1.8	0.3	1.0
Remoteness						
Major Cities of Australia	%	31.1	71.7	59.1	74.8	50.7
Inner Regional Australia	%	20.0	17.9	21.9	9.2	22.4
Outer Regional Australia	%	23.8	8.9	14.4	13.0	19.4
Remote Australia	%	10.7	1.1	3.0	2.1	4.0
Very Remote Australia	%	14.4	0.4	1.6	0.9	3.6

— nil or rounded to zero (including null cells)

(a) Cells in this table have been randomly adjusted to avoid the release of confidential data. As a result cells may not add to the totals.

(b) Categories are mutually exclusive, therefore persons will only appear in one category. For example, persons who are in the category 'supported accommodation for the homeless' who are in 'living in severely crowded dwellings' will not also appear in 'persons living in severely crowded dwellings'.

(c) Includes those in the Supported Accommodation Assistance program

(SAAP). Note this does not apply to 2001 estimates. See Explanatory Notes for more information.

(d) Includes persons in 'visitor only' households who reported no usual address.

(e) Some people who were homeless are likely to be underestimated in this category. See Explanatory Notes for more information.

Source: Census of Population and Housing, 2006

HOMELESS OPERATIONAL GROUP <i>continued</i>						
		Persons living in 'severely' crowded dwellings(e)	All homeless persons	Persons living in other crowded dwellings(c)	Persons in other improvised dwellings	Persons who are marginally housed in caravan parks(d)
Age group (years)						
Under 12	%	27.1	17.5	23.8	15.3	7.8
12–18	%	15.8	10.9	16.4	7.7	4.5
19–24	%	16.5	13.5	19.1	4.5	6.8
25–34	%	15.7	17.7	14.8	12.3	11.0
35–44	%	10.5	14.7	11.1	18.3	14.6
45–54	%	7.7	11.8	8.6	18.0	17.0
55–64	%	3.6	7.7	3.5	15.2	17.4
65–74	%	1.9	4.0	1.6	6.0	12.8
75 and over	%	1.3	2.2	1.1	2.7	8.2
Sex						
Male	%	50.6	57.0	51.6	56.7	63.9
Female	%	49.4	43.0	48.4	43.3	36.1
Indigenous status						
Indigenous	%	61.8	28.9	24.8	3.0	6.3
Non-Indigenous	%	36.5	63.9	72.6	95.7	86.9
Not stated	%	1.7	7.2	2.6	1.2	6.7
State or territory of usual residence						
New South Wales	%	18.7	24.8	34.2	23.7	31.6
Victoria	%	10.6	19.4	21.4	16.2	17.1
Queensland	%	15.5	21.0	19.3	34.0	35.1
South Australia	%	4.3	6.2	5.1	4.2	4.4
Western Australia	%	9.5	9.2	7.6	14.8	9.5
Tasmania	%	0.5	1.3	1.1	3.1	0.9
Northern Territory	%	40.7	17.0	10.7	3.7	1.3
Australian Capital Territory	%	0.2	1.1	0.6	0.3	0.2
Remoteness						
Major Cities of Australia	%	31.7	52.3	61.7	16.2	38.8
Inner Regional Australia	%	4.8	12.8	11.2	37.6	38.9
Outer Regional Australia	%	6.4	11.1	8.3	31.7	16.5
Remote Australia	%	10.5	5.8	4.4	9.4	4.0
Very Remote Australia	%	46.5	18.1	14.4	5.1	1.8

(a) Cells in this table have been randomly adjusted to avoid the release of confidential data. As a result cells may not add to the totals.

(b) Categories are mutually exclusive, therefore persons will only appear in one category. For example, persons who are in the category 'supported accommodation for the homeless' who are in 'living in severely crowded dwellings' will not also appear in 'persons living in severely crowded dwellings'.

(c) Includes usual residents in dwellings needing 3 extra bedrooms under the CNOS. See Explanatory Notes for more information.

(d) Includes persons who are usual residents of caravan parks who are unlikely to have accommodation alternatives. See Explanatory Notes for more information.

(e) Includes usual residents in dwellings needing 4 or more extra bedrooms under the CNOS. See Explanatory Notes for more information.

Source: Census of Population and Housing, 2006

HOMELESS OPERATIONAL GROUP

Persons
who are in
improvised
dwellings,
tents or
sleeping
outPersons in
supported
accommodation
for the
homeless(c)Persons staying
temporarily
with other
households(d)(e)Persons
staying in
boarding
housesPersons in
other
temporary
lodging

Educational attendance						
Pre-school, Infants/Primary School	%	na	11.7	5.1	0.6	—
Secondary School	%	na	6.3	2.0	1.2	—
Tertiary Institutions(f)	%	na	5.2	5.7	4.9	2.8
Full-time student	%	na	3.0	3.2	3.4	—
Part-time student	%	na	2.1	2.4	1.5	2.8
Not attending	%	na	52.5	80.5	74.9	94.4
Country of birth						
Australia(g)	%	na	63.9	73.4	53.8	60.8
Oceania and Antarctica(h)	%	na	2.7	4.2	5.5	6.6
North-West Europe	%	na	2.0	7.4	9.9	19.0
Southern and Eastern Europe	%	na	1.5	1.9	4.0	1.0
North Africa and the Middle East	%	na	4.3	1.3	1.2	0.6
South-East Asia	%	na	1.7	2.2	2.4	2.2
North-East Asia	%	na	0.6	1.5	4.0	2.2
Southern and Central Asia	%	na	1.1	1.1	1.6	1.4
Americas	%	na	0.4	1.2	1.6	2.4
Sub-Saharan Africa	%	na	2.6	0.8	0.9	2.8
Other(i)	%	na	19.2	5.1	15.0	1.0
Need for assistance with core activities						
Has need for assistance with core activities	%	na	5.2	3.3	9.6	7.0
Does not have need for assistance with core activities	%	na	73.3	92.5	72.7	91.6
Not stated	%	na	21.5	4.1	17.8	1.4
Proficiency in Spoken English						
Speaks English only	%	na	64.8	85.3	68.0	86.4
Very well	%	na	6.6	6.1	7.4	6.8
Well	%	na	4.8	3.3	5.8	2.6
Not well	%	na	3.9	1.6	2.9	2.8
Not at all	%	na	1.3	0.7	0.8	0.6
Not stated	%	na	18.6	3.1	15.0	0.8
Total persons(j)	%	100.0	100.0	100.0	100.0	100.0
Total persons(j)	no.	7 247	17 329	17 663	15 460	500

— nil or rounded to zero (including null cells)

na not available

(a) Cells in this table have been randomly adjusted to avoid the release of confidential data. As a result cells may not add to the totals.

(b) Categories are mutually exclusive, therefore persons will only appear in one category. For example, persons who are in the category 'supported accommodation for the homeless' who are in 'living in severely crowded dwellings' will not also appear in 'persons living in severely crowded dwellings'.

(c) Includes those in the Supported Accommodation Assistance program (SAAP). Note this does not apply to 2001 estimates. See Explanatory Notes for more information.

(d) Includes persons in 'visitor only' households who reported no usual address.

(e) Some people who were homeless are likely to be underestimated in this category. See Explanatory Notes for more information.

(f) Includes technical or further educational institutions and universities.

(g) Includes external territories and Norfolk Island.

(h) Excludes Australia and external territories.

(i) Includes inadequately described, at sea, not elsewhere classified, or not stated.

(j) Includes other and not stated educational institutions.

Source: Census of Population and Housing, 2006

HOMELESS OPERATIONAL GROUP <i>continued</i>						
		Persons living in 'severely' crowded dwellings(e)	All homeless persons	Persons living in other crowded dwellings(c)	Persons in other improvised dwellings	Persons who are marginally housed in caravan parks(d)
Educational attendance						
Pre-school, Infants/Primary School	%	14.7	na	14.4	10.8	3.9
Secondary School	%	6.5	na	9.1	5.1	1.9
Tertiary Institutions(f)	%	5.9	na	10.9	3.1	1.8
Full-time student	%	4.8	na	8.8	1.1	0.9
Part-time student	%	1.1	na	2.1	2.0	0.9
Not attending	%	59.1	na	55.1	77.3	77.0
Country of birth						
Australia(g)	%	78.2	na	60.6	81.1	72.2
Oceania and Antarctica(h)	%	2.4	na	4.6	2.5	3.6
North-West Europe	%	0.4	na	1.1	7.7	8.7
Southern and Eastern Europe	%	0.7	na	1.4	1.7	1.8
North Africa and the Middle East	%	4.2	na	5.9	0.5	0.3
South-East Asia	%	5.0	na	9.0	1.3	0.6
North-East Asia	%	1.4	na	3.7	0.7	0.6
Southern and Central Asia	%	5.0	na	8.2	0.3	0.2
Americas	%	0.3	na	0.7	0.6	0.5
Sub-Saharan Africa	%	0.8	na	1.7	0.7	0.3
Other(i)	%	1.7	na	3.2	2.8	11.1
Need for assistance with core activities						
Has need for assistance with core activities	%	3.1	na	3.1	3.6	8.4
Does not have need for assistance with core activities	%	90.7	na	92.4	94.9	80.6
Not stated	%	6.2	na	4.4	1.6	11.0
Proficiency in Spoken English						
Speaks English only	%	30.9	na	44.2	92.3	86.3
Very well	%	22.8	na	22.5	3.9	2.6
Well	%	23.6	na	17.7	1.9	1.7
Not well	%	12.6	na	8.9	0.9	0.9
Not at all	%	4.9	na	3.6	0.3	0.1
Not stated	%	5.2	na	3.1	0.7	8.4
Total persons(j)	%	100.0	100.0	100.0	100.0	100.0
Total persons(j)	no.	31 531	89 728	43 149	7 724	12 444

na not available

(a) Cells in this table have been randomly adjusted to avoid the release of confidential data. As a result cells may not add to the totals.

(b) Categories are mutually exclusive, therefore persons will only appear in one category. For example, persons who are in the category 'supported accommodation for the homeless' who are in 'living in severely crowded dwellings' will not also appear in 'persons living in severely crowded dwellings'.

(c) Includes usual residents in dwellings needing 3 extra bedrooms under the CNOS. See Explanatory Notes for more information.

(d) Includes persons who are usual residents of caravan parks who are unlikely to have accommodation alternatives. See Explanatory Notes for more information.

(e) Includes usual residents in dwellings needing 4 or more extra bedrooms under the CNOS. See Explanatory Notes for more information.

(f) Includes technical or further educational institutions and universities.

(g) Includes external territories and Norfolk Island.

(h) Excludes Australia and external territories.

(i) Includes inadequately described, at sea, not elsewhere classified, or not stated.

(j) Includes other and not stated educational institutions.

Source: Census of Population and Housing, 2006

HOMELESS OPERATIONAL GROUP

	<i>Persons who are in improvised dwellings, tents or sleeping out</i>	<i>Persons in supported accommodation for the homeless(c)</i>	<i>Persons staying temporarily with other households(d)(e)</i>	<i>Persons staying in boarding houses</i>	<i>Persons in other temporary lodging</i>
<i>Persons aged 15 years and over</i>	no.	no.	no.	no.	no.
Weekly personal income					
Under \$400(f)	4 348	7 206	7 742	8 538	500
\$400–\$599	442	1 081	2 310	1 554	—
\$600–\$799	192	351	1 660	991	—
\$800 and over	252	330	2 708	1 151	—
Not stated	1 113	3 040	1 144	2 945	—
Registered marital status					
Never married	3 422	7 877	7 801	9 881	195
Widowed	273	363	471	590	15
Divorced	869	1 306	2 100	2 504	89
Separated	456	996	1 485	938	32
Married	1 328	1 464	3 709	1 266	168
Level of Highest Educational Attainment					
Bachelor Degree or above	na	376	2 026	1 199	63
Advanced Diploma and Diploma	na	319	887	573	40
Certificate III & IV level	na	977	2 451	1 708	72
Year 12	na	1 198	2 548	2 173	82
Year 11	na	973	1 047	771	31
Year 10	na	2 147	2 656	2 009	99
Below Year 10(g)(h)	na	2 442	2 109	2 870	82
Not stated or inadequately described	na	3 575	1 842	3 875	32

— nil or rounded to zero (including null cells)

na not available

(a) Cells in this table have been randomly adjusted to avoid the release of confidential data. As a result cells may not add to the totals.

(b) Categories are mutually exclusive, therefore persons will only appear in one category. For example, persons who are in the category 'supported accommodation for the homeless' who are in 'living in severely crowded dwellings' will not also appear in 'persons living in severely crowded dwellings'.

(c) Includes those in the Supported Accommodation Assistance program (SAAP). Note this does not apply to 2001 estimates. See Explanatory Notes for more information.

(d) Includes persons in 'visitor only' households who reported no usual address.

(e) Some people who were homeless are likely to be underestimated in this category. See Explanatory Notes for more information.

(f) Includes negative and nil income.

(g) Includes persons who have completed a Certificate I or II as their highest non-school qualification but whose highest year of school completed was below Year 10.

(h) Includes persons with no educational attainment.

Source: Census of Population and Housing, 2006

2.1

HOMELESS OPERATIONAL GROUPS AND OTHER MARGINAL HOUSING, Number of persons 15 years and over—by selected characteristics—2006(a)(b) *continued*

HOMELESS OPERATIONAL GROUP *continued*

	Persons living in 'severely' crowded dwellings(e)	All homeless persons	Persons living in other crowded dwellings(c)	Persons in other improvised dwellings	Persons who are marginally housed in caravan parks(d)
<i>Persons aged 15 years and over</i>	no.	no.	no.	no.	no.
.....					
Weekly personal income					
Under \$400(f)	15 773	44 107	19 571	2 860	7 356
\$400–\$599	1 620	7 007	3 899	1 047	1 321
\$600–\$799	841	4 035	2 075	742	382
\$800 and over	767	5 208	2 092	1 373	263
Not stated	2 005	10 247	2 437	231	1 945
Registered marital status					
Never married	12 046	41 222	18 272	1 946	4 629
Widowed	1 029	2 741	1 008	189	871
Divorced	559	7 427	1 304	821	2 729
Separated	616	4 523	1 061	269	1 154
Married	6 756	14 691	8 431	3 026	1 884
Level of Highest Educational Attainment					
Bachelor Degree or above	1 270	na	3 252	586	211
Advanced Diploma and Diploma	490	na	1 161	354	248
Certificate III & IV level	795	na	2 059	1 395	1 366
Year 12	2 567	na	5 968	853	1 014
Year 11	1 172	na	2 178	439	642
Year 10	2 973	na	4 403	1 182	2 164
Below Year 10(g)(h)	8 226	na	6 901	891	2 739
Not stated or inadequately described	3 513	na	4 154	553	2 881

na not available

(a) Cells in this table have been randomly adjusted to avoid the release of confidential data. As a result cells may not add to the totals.

(b) Categories are mutually exclusive, therefore persons will only appear in one category. For example, persons who are in the category 'supported accommodation for the homeless' who are in 'living in severely crowded dwellings' will not also appear in 'persons living in severely crowded dwellings'.

(c) Includes usual residents in dwellings needing 3 extra bedrooms under the CNOS. See Explanatory Notes for more information.

(d) Includes persons who are usual residents of caravan parks who are unlikely to have accommodation alternatives. See Explanatory Notes for more information.

(e) Includes usual residents in dwellings needing 4 or more extra bedrooms under the CNOS. See Explanatory Notes for more information.

(f) Includes negative and nil income.

(g) Includes persons who have completed a Certificate I or II as their highest non-school qualification but whose highest year of school completed was below Year 10.

(h) Includes persons with no educational attainment.

Source: Census of Population and Housing, 2006

2.1

HOMELESS OPERATIONAL GROUPS AND OTHER MARGINAL HOUSING, Number of persons 15 years and over—by selected characteristics—2006(a)(b) *continued*

HOMELESS OPERATIONAL GROUP

	<i>Persons who are in improvised dwellings, tents or sleeping out</i>	<i>Persons in supported accommodation for the homeless(c)</i>	<i>Persons staying temporarily with other households(d)(e)</i>	<i>Persons staying in boarding houses</i>	<i>Persons in other temporary lodging</i>
<i>Persons aged 15 years and over</i>	no.	no.	no.	no.	no.
Labour force status					
In the labour force	na	3 310	8 738	5 623	119
Employed, worked full-time	na	721	4 234	2 503	—
Employed, worked part-time	na	801	1 910	1 159	—
Employed, away from work	na	203	827	334	—
Unemployed	na	1 585	1 767	1 627	119
Not in the Labour force	na	6 013	6 160	6 976	382
Not stated	na	2 683	673	2 578	—
Occupation in main job(f)					
Employed(g)	na	1 726	6 970	3 992	—
Managers	na	74	465	235	—
Professionals	na	146	1 070	349	—
Technicians and Trades Workers	na	197	1 119	598	—
Community and Personal Service Workers	na	296	713	411	—
Clerical and Administrative Workers	na	133	737	331	—
Sales Workers	na	203	563	270	—
Machinery Operators and Drivers	na	131	784	580	—
Labourers	na	476	1 301	1 079	—
Not employed	na	7 598	7 925	8 604	500
Hours worked in all jobs last week					
Employed(h)	na	1 726	6 970	3 992	—
None	na	90	468	156	—
1–15 hours	na	339	626	376	—
16–24 hours	na	249	525	368	—
25–34 hours	na	213	760	414	—
35–39 hours	na	271	1 262	777	—
40 hours	na	201	1 241	663	—
41–48 hours	na	112	677	409	—
49 hours and over	na	136	1 050	654	—
Not employed	na	7 598	7 925	8 604	500
Total persons 15 years and over	6 348	12 006	15 566	15 179	499

— nil or rounded to zero (including null cells)

na not available

(a) Cells in this table have been randomly adjusted to avoid the release of confidential data. As a result cells may not add to the totals.

(b) Categories are mutually exclusive, therefore persons will only appear in one category. For example, persons who are in the category 'supported accommodation for the homeless' who are in 'living in severely crowded dwellings' will not also appear in 'persons living in severely crowded dwellings'.

(c) Includes those in the Supported Accommodation Assistance program (SAAP). Note this does not apply to 2001 estimates. See Explanatory Notes for more information.

(d) Includes persons in 'visitor only' households who reported no usual address.

(e) Some people who were homeless are likely to be underestimated in this category. See Explanatory Notes for more information.

(f) Australian and New Zealand Standard Classification of Occupations (ANZSCO) 2006.

(g) Includes occupation not stated or inadequately described.

(h) Includes hours worked not stated.

Source: Census of Population and Housing, 2006

2.1

HOMELESS OPERATIONAL GROUPS AND OTHER MARGINAL HOUSING, Number of persons 15 years and over—by selected characteristics—2006(a)(b) *continued*

HOMELESS OPERATIONAL GROUP *continued*

	Persons living in 'severely' crowded dwellings(e)	All homeless persons	Persons living in other crowded dwellings(c)	Persons in other improvised dwellings	Persons who are marginally housed in caravan parks(d)
<i>Persons aged 15 years and over</i>	no.	no.	no.	no.	no.
Labour force status					
In the labour force	8 619	na	15 392	4 138	3 447
Employed, worked full-time	2 561	na	6 102	2 660	—
Employed, worked part-time	3 758	na	5 448	966	1 408
Employed, away from work	843	na	1 385	213	473
Unemployed	1 457	na	2 457	299	1 566
Not in the Labour force	10 767	na	13 399	2 037	6 166
Not stated	1 619	na	1 286	77	1 654
Occupation in main job(f)					
Employed(g)	7 168	na	12 935	3 841	1 880
Managers	291	na	697	586	66
Professionals	527	na	1 013	437	74
Technicians and Trades Workers	654	na	1 742	764	277
Community and Personal Service Workers	832	na	1 424	267	164
Clerical and Administrative Workers	445	na	1 133	392	67
Sales Workers	541	na	1 467	239	126
Machinery Operators and Drivers	503	na	1 255	396	244
Labourers	2 707	na	3 440	681	742
Not employed	12 219	na	15 857	2 334	7 736
Hours worked in all jobs last week					
Employed(h)	7 168	na	12 935	3 841	1 880
None	221	na	403	153	254
1–15 hours	1 105	na	1 842	296	410
16–24 hours	1 971	na	2 338	307	395
25–34 hours	683	na	1 272	360	605
35–39 hours	913	na	2 260	579	—
40 hours	898	na	1 966	738	—
41–48 hours	271	na	755	408	—
49 hours and over	482	na	1 118	937	—
Not employed	12 219	na	15 857	2 334	7 736
Total persons 15 years and over	21 006	70 604	30 076	6 251	11 267

- nil or rounded to zero (including null cells)
- na not available
- (a) Cells in this table have been randomly adjusted to avoid the release of confidential data. As a result cells may not add to the totals.
- (b) Categories are mutually exclusive, therefore persons will only appear in one category. For example, persons who are in the category 'supported accommodation for the homeless' who are in 'living in severely crowded dwellings' will not also appear in 'persons living in severely crowded dwellings'.
- (c) Includes usual residents in dwellings needing 3 extra bedrooms under the CNOS. See Explanatory Notes for more information.
- (d) Includes persons who are usual residents of caravan parks who are unlikely to have accommodation alternatives. See Explanatory Notes for more information.
- (e) Includes usual residents in dwellings needing 4 or more extra bedrooms under the CNOS. See Explanatory Notes for more information.
- (f) Australian and New Zealand Standard Classification of Occupations (ANZSCO) 2006.
- (g) Includes occupation not stated or inadequately described.
- (h) Includes hours worked not stated.
- Source: Census of Population and Housing, 2006

HOMELESS OPERATIONAL GROUP

		Persons who are in improvised dwellings, tents or sleeping out	Persons in supported accommodation for the homeless(c)	Persons staying temporarily with other households(d) (e)	Persons staying in boarding houses	Persons in other temporary lodging
<i>Persons aged 15 years and over</i>						
Weekly personal income						
Under \$400(f)	%	68.5	60.0	49.7	56.2	100.0
\$400–\$599	%	7.0	9.0	14.8	10.2	—
\$600–\$799	%	3.0	2.9	10.7	6.5	—
\$800 and over	%	4.0	2.7	17.4	7.6	—
Not stated	%	17.5	25.3	7.4	19.4	—
Registered marital status						
Never married	%	53.9	65.6	50.1	65.1	39.1
Widowed	%	4.3	3.0	3.0	3.9	3.0
Divorced	%	13.7	10.9	13.5	16.5	17.8
Separated	%	7.2	8.3	9.5	6.2	6.4
Married	%	20.9	12.2	23.8	8.3	33.7
Level of Highest Educational Attainment						
Bachelor Degree or above	%	na	3.1	13.0	7.9	12.6
Advanced Diploma and Diploma	%	na	2.7	5.7	3.8	8.0
Certificate III & IV level	%	na	8.1	15.7	11.3	14.4
Year 12	%	na	10.0	16.4	14.3	16.4
Year 11	%	na	8.1	6.7	5.1	6.2
Year 10	%	na	17.9	17.1	13.2	19.8
Below Year 10(g) (h)	%	na	20.3	13.5	18.9	16.4
Not stated or inadequately described	%	na	29.8	11.8	25.5	6.4

— nil or rounded to zero (including null cells)

na not available

(a) Cells in this table have been randomly adjusted to avoid the release of confidential data. As a result cells may not add to the totals.

(b) Categories are mutually exclusive, therefore persons will only appear in one category. For example, persons who are in the category 'supported accommodation for the homeless' who are in 'living in severely crowded dwellings' will not also appear in 'persons living in severely crowded dwellings'.

(c) Includes those in the Supported Accommodation Assistance program (SAAP). Note this does not apply to 2001 estimates. See Explanatory Notes for more information.

(d) Includes persons in 'visitor only' households who reported no usual address.

(e) Some people who were homeless are likely to be underestimated in this category. See Explanatory Notes for more information.

(f) Includes negative and nil income.

(g) Includes persons who have completed a Certificate I or II as their highest non-school qualification but whose highest year of school completed was below Year 10.

(h) Includes persons with no educational attainment.

Source: Census of Population and Housing, 2006

HOMELESS OPERATIONAL
GROUP *continued*

		Persons living in 'severely' crowded dwellings(e)	All homeless persons	Persons living in other crowded dwellings(c)	Persons in other improvised dwellings	Persons who are marginally housed in caravan parks(d)
<i>Persons aged 15 years and over</i>						
Weekly personal income						
Under \$400(f)	%	75.1	62.5	65.1	45.7	65.3
\$400–\$599	%	7.7	9.9	13.0	16.7	11.7
\$600–\$799	%	4.0	5.7	6.9	11.9	3.4
\$800 and over	%	3.7	7.4	7.0	22.0	2.3
Not stated	%	9.5	14.5	8.1	3.7	17.3
Registered marital status						
Never married	%	57.3	58.4	60.8	31.1	41.1
Widowed	%	4.9	3.9	3.4	3.0	7.7
Divorced	%	2.7	10.5	4.3	13.1	24.2
Separated	%	2.9	6.4	3.5	4.3	10.2
Married	%	32.2	20.8	28.0	48.4	16.7
Level of Highest Educational Attainment						
Bachelor Degree or above	%	6.0	na	10.8	9.4	1.9
Advanced Diploma and Diploma	%	2.0	na	3.9	5.7	2.2
Certificate III & IV level	%	4.0	na	6.8	22.3	12.1
Year 12	%	12.0	na	19.8	13.6	9.0
Year 11	%	6.0	na	7.2	7.0	5.7
Year 10	%	14.0	na	14.6	18.9	19.2
Below Year 10(g)(h)	%	39.0	na	22.9	14.2	24.3
Not stated or inadequately described	%	17.0	na	13.8	8.8	25.6

na not available

(a) Cells in this table have been randomly adjusted to avoid the release of confidential data. As a result cells may not add to the totals.

(b) Categories are mutually exclusive, therefore persons will only appear in one category. For example, persons who are in the category 'supported accommodation for the homeless' who are in 'living in severely crowded dwellings' will not also appear in 'persons living in severely crowded dwellings'.

(c) Includes usual residents in dwellings needing 3 extra bedrooms under the CNOS. See Explanatory Notes for more information.

(d) Includes persons who are usual residents of caravan parks who are unlikely to have accommodation alternatives. See Explanatory Notes for more information.

(e) Includes usual residents in dwellings needing 4 or more extra bedrooms under the CNOS. See Explanatory Notes for more information.

(f) Includes negative and nil income.

(g) Includes persons who have completed a Certificate I or II as their highest non-school qualification but whose highest year of school completed was below Year 10.

(h) Includes persons with no educational attainment.

Source: Census of Population and Housing, 2006

HOMELESS OPERATIONAL GROUP

		<i>Persons who are in improvised dwellings, tents or sleeping out</i>	<i>Persons in supported accommodation for the homeless(c)</i>	<i>Persons staying temporarily with other households(d)(e)</i>	<i>Persons staying in boarding houses</i>	<i>Persons in other temporary lodging</i>
<i>Persons aged 15 years and over</i>						
.....						
Labour force status						
In the labour force	%	na	27.6	56.1	37.0	23.8
Employed, worked full-time	%	na	6.0	27.2	16.5	—
Employed, worked part-time	%	na	6.7	12.3	7.6	—
Employed, away from work	%	na	1.7	5.3	2.2	—
Unemployed	%	na	13.2	11.4	10.7	23.8
Not in the Labour force	%	na	50.1	39.6	46.0	76.4
Not stated	%	na	22.3	4.3	17.0	—
Occupation in main job(f)						
Employed(g)	%	na	14.4	44.8	26.3	—
Managers	%	na	0.6	3.0	1.5	—
Professionals	%	na	1.2	6.9	2.3	—
Technicians and Trades Workers	%	na	1.6	7.2	3.9	—
Community and Personal Service Workers	%	na	2.5	4.6	2.7	—
Clerical and Administrative Workers	%	na	1.1	4.7	2.2	—
Sales Workers	%	na	1.7	3.6	1.8	—
Machinery Operators and Drivers	%	na	1.1	5.0	3.8	—
Labourers	%	na	4.0	8.4	7.1	—
Not employed	%	na	63.3	50.9	56.7	100.2
Hours worked in all jobs last week						
Employed(h)	%	na	14.4	44.8	26.3	—
None	%	na	0.7	3.0	1.0	—
1–15 hours	%	na	2.8	4.0	2.5	—
16–24 hours	%	na	2.1	3.4	2.4	—
25–34 hours	%	na	1.8	4.9	2.7	—
35–39 hours	%	na	2.3	8.1	5.1	—
40 hours	%	na	1.7	8.0	4.4	—
41–48 hours	%	na	0.9	4.3	2.7	—
49 hours and over	%	na	1.1	6.7	4.3	—
Not employed	%	na	63.3	50.9	56.7	100.2
Total persons 15 years and over	%	100.0	100.0	100.0	100.0	100.0
Total persons 15 years and over	no.	6 348	12 006	15 566	15 179	499

— nil or rounded to zero (including null cells)

na not available

(a) Cells in this table have been randomly adjusted to avoid the release of confidential data. As a result cells may not add to the totals.

(b) Categories are mutually exclusive, therefore persons will only appear in one category. For example, persons who are in the category 'supported accommodation for the homeless' who are in 'living in severely crowded dwellings' will not also appear in 'persons living in severely crowded dwellings'.

(c) Includes those in the Supported Accommodation Assistance program (SAAP). Note this does not apply to 2001 estimates. See Explanatory Notes for more information.

(d) Includes persons in 'visitor only' households who reported no usual address.

(e) Some people who were homeless are likely to be underestimated in this category. See Explanatory Notes for more information.

(f) Australian and New Zealand Standard Classification of Occupations (ANZSCO) 2006.

(g) Includes occupation not stated or inadequately described.

(h) Includes hours worked not stated.

Source: Census of Population and Housing, 2006

2.2

HOMELESS OPERATIONAL GROUPS AND OTHER MARGINAL HOUSING, Proportion of Persons 15 years and over—by selected characteristics—2006(a)(b) *continued*

HOMELESS OPERATIONAL GROUP *continued*

		Persons living in 'severely' crowded dwellings(e)	All homeless persons	Persons living in other crowded dwellings(c)	Persons in other improvised dwellings	Persons who are marginally housed in caravan parks(d)
<i>Persons aged 15 years and over</i>						
Labour force status						
In the labour force	%	41.0	na	51.2	66.2	30.6
Employed, worked full-time	%	12.2	na	20.3	42.6	—
Employed, worked part-time	%	17.9	na	18.1	15.5	12.5
Employed, away from work	%	4.0	na	4.6	3.4	4.2
Unemployed	%	6.9	na	8.2	4.8	13.9
Not in the Labour force	%	51.3	na	44.6	32.6	54.7
Not stated	%	7.7	na	4.3	1.2	14.7
Occupation in main job(f)						
Employed(g)	%	34.1	na	43.0	61.4	16.7
Managers	%	1.4	na	2.3	9.4	0.6
Professionals	%	2.5	na	3.4	7.0	0.7
Technicians and Trades Workers	%	3.1	na	5.8	12.2	2.5
Community and Personal Service Workers	%	4.0	na	4.7	4.3	1.5
Clerical and Administrative Workers	%	2.1	na	3.8	6.3	0.6
Sales Workers	%	2.6	na	4.9	3.8	1.1
Machinery Operators and Drivers	%	2.4	na	4.2	6.3	2.2
Labourers	%	12.9	na	11.4	10.9	6.6
Not employed	%	58.2	na	52.7	37.3	68.7
Hours worked in all jobs last week						
Employed(h)	%	34.1	na	43.0	61.4	16.7
None	%	1.1	na	1.3	2.4	2.3
1–15 hours	%	5.3	na	6.1	4.7	3.6
16–24 hours	%	9.4	na	7.8	4.9	3.5
25–34 hours	%	3.3	na	4.2	5.8	5.4
35–39 hours	%	4.3	na	7.5	9.3	—
40 hours	%	4.3	na	6.5	11.8	—
41–48 hours	%	1.3	na	2.5	6.5	—
49 hours and over	%	2.3	na	3.7	15.0	—
Not employed	%	58.2	na	52.7	37.3	68.7
Total persons 15 years and over	%	100.0	100.0	100.0	100.0	100.0
Total persons 15 years and over	no.	21 006	70 604	30 076	6 251	11 267

- nil or rounded to zero (including null cells)
- na not available
- (a) Cells in this table have been randomly adjusted to avoid the release of confidential data. As a result cells may not add to the totals.
- (b) Categories are mutually exclusive, therefore persons will only appear in one category. For example, persons who are in the category 'supported accommodation for the homeless' who are in 'living in severely crowded dwellings' will not also appear in 'persons living in severely crowded dwellings'.
- (c) Includes usual residents in dwellings needing 3 extra bedrooms under the CNOS. See Explanatory Notes for more information.
- (d) Includes persons who are usual residents of caravan parks who are unlikely to have accommodation alternatives. See Explanatory Notes for more information.
- (e) Includes usual residents in dwellings needing 4 or more extra bedrooms under the CNOS. See Explanatory Notes for more information.
- (f) Australian and New Zealand Standard Classification of Occupations (ANZSCO) 2006.
- (g) Includes occupation not stated or inadequately described.
- (h) Includes hours worked not stated.
- Source: Census of Population and Housing, 2006

AGE OF PERSON (YEARS)

	Under 12	12-18	19-24	25-34	35-44	45-54	55-64	65-74	75 and over	Total
	no.	no.	no.	no.	no.	no.	no.	no.	no.	no.

PERSONS WHO ARE IN IMPROVISED DWELLINGS, TENTS OR SLEEPING OUT

Sex										
Male	375	321	390	774	1 009	880	547	256	105	4 657
Female	324	268	237	473	488	392	234	106	68	2 590
Total	699	589	627	1 247	1 497	1 272	781	362	173	7 247

PERSONS IN SUPPORTED ACCOMMODATION FOR THE HOMELESS (c)

Sex										
Male	2 331	1 246	907	1 242	1 214	896	431	199	118	8 584
Female	2 153	1 479	1 146	1 563	1 198	635	288	147	136	8 745
Total	4 484	2 725	2 053	2 805	2 412	1 531	719	346	254	17 329

PERSONS STAYING TEMPORARILY WITH OTHER HOUSEHOLDS (d)(e)

Sex										
Male	935	470	1 402	2 375	1 862	1 232	955	520	174	9 925
Female	882	518	1 173	1 599	1 007	971	1 026	398	164	7 738
Total	1 817	988	2 575	3 974	2 869	2 203	1 981	918	338	17 663

PERSONS STAYING IN BOARDING HOUSES

Sex										
Male	106	253	1 089	2 050	2 420	2 518	1 826	1 019	513	11 794
Female	77	238	574	709	574	559	399	279	257	3 666
Total	183	491	1 663	2 759	2 994	3 077	2 225	1 298	770	15 460

PERSONS IN OTHER TEMPORARY LODGING

Sex										
Male	—	9	24	44	49	44	50	27	4	251
Female	—	8	24	59	51	41	49	14	3	249
Total	—	17	48	103	100	85	99	41	7	500

— nil or rounded to zero (including null cells)

(a) Cells in this table have been randomly adjusted to avoid the release of confidential data. As a result cells may not add to the totals.

(b) Categories are mutually exclusive, therefore persons will only appear in one category. For example, persons who are in the category 'supported accommodation for the homeless' who are in 'living in severely crowded dwellings' will not also appear in 'persons living in severely crowded dwellings'.

(c) Includes those in the Supported Accommodation Assistance program (SAAP). Note this does not apply to 2001 estimates. See Explanatory Notes for more information.

(d) Includes persons in 'visitor only' households who reported no usual address.

(e) Some people who were homeless are likely to be underestimated in this category. See Explanatory Notes for more information.

Source: Census of Population and Housing, 2006

AGE OF PERSON (YEARS)

	Under 12	12-18	19-24	25-34	35-44	45-54	55-64	65-74	75 and over	Total
	no.	no.	no.	no.	no.	no.	no.	no.	no.	no.

PERSONS LIVING IN SEVERELY CROWDED DWELLINGS (c)

Sex										
Male	4 381	2 522	2 883	2 544	1 519	1 156	540	240	166	15 951
Female	4 148	2 465	2 305	2 414	1 791	1 261	608	351	237	15 580
Total	8 529	4 987	5 188	4 958	3 310	2 417	1 148	591	403	31 531

ALL HOMELESS PERSONS

Sex										
Male	8 129	4 815	6 694	9 043	8 072	6 720	4 347	2 262	1 079	51 161
Female	7 587	4 973	5 462	6 807	5 107	3 859	2 603	1 298	871	38 567
Total	15 716	9 788	12 156	15 850	13 179	10 579	6 950	3 560	1 950	89 728

PERSONS LIVING IN OTHER CROWDED DWELLINGS (d)

Sex										
Male	5 211	3 596	4 811	3 552	2 090	1 757	779	300	179	22 275
Female	5 049	3 474	3 439	2 831	2 689	1 948	745	411	288	20 874
Total	10 260	7 070	8 250	6 383	4 779	3 705	1 524	711	467	43 149

PERSONS IN OTHER IMPROVISED DWELLINGS

Sex										
Male	616	296	180	505	797	828	718	307	131	4 378
Female	562	297	171	449	613	566	460	153	75	3 346
Total	1 178	593	351	954	1 410	1 394	1 178	460	206	7 724

PERSONS WHO ARE marginally HOUSED IN CARAVAN PARKS (e)

Sex										
Male	498	297	455	892	1 230	1 449	1 457	1 088	585	7 951
Female	478	260	385	469	588	665	703	508	437	4 493
Total	976	557	840	1 361	1 818	2 114	2 160	1 596	1 022	12 444

(a) Cells in this table have been randomly adjusted to avoid the release of confidential data. As a result cells may not add to the totals.

(b) Categories are mutually exclusive, therefore persons will only appear in one category. For example, persons who are in the category 'supported accommodation for the homeless' who are in 'living in severely crowded dwellings' will not also appear in 'persons living in severely crowded dwellings'.

(c) Includes usual residents in dwellings needing 4 or more extra bedrooms under the CNOS. See Explanatory Notes for more information.

(d) Includes usual residents in dwellings needing 3 extra bedrooms under the CNOS. See Explanatory Notes for more information.

(e) Includes persons who are usual residents of caravan parks who are unlikely to have accommodation alternatives. See Explanatory Notes for more information.

Source: Census of Population and Housing, 2006

HOMELESS OPERATIONAL GROUP

<i>Persons who are in improvised dwellings, tents or sleeping out</i>	<i>Persons in supported accommodation for the homeless(d)</i>	<i>Persons staying temporarily with other households(e)(f)</i>	<i>Persons staying in boarding houses</i>	<i>Persons in other temporary lodging</i>	<i>Persons living in 'severely' crowded dwellings(g)</i>	<i>All homeless persons</i>
---	---	--	---	---	--	-----------------------------

RATE PER 10,000 POPULATION

State or territory of usual residence							
New South Wales	2.4	5.9	7.3	9.1	0.2	9.0	33.9
Victoria	1.6	14.0	6.5	6.2	0.1	6.8	35.3
Queensland	5.2	7.9	12.8	9.6	0.4	12.5	48.3
South Australia	2.9	9.7	8.8	6.5	0.2	9.0	37.0
Western Australia	5.2	5.6	10.7	5.2	0.3	15.2	42.3
Tasmania	2.6	4.7	10.4	2.9	0.1	3.3	24.0
Northern Territory	62.9	11.5	23.1	28.2	0.6	665.4	791.7
Australian Capital Territory	1.6	14.2	9.7	1.2	0.2	2.4	29.3
Australia	3.7	8.7	8.9	7.8	0.3	15.9	45.2

- (a) Cells in this table have been randomly adjusted to avoid the release of confidential data. As a result cells may not add to the totals.
- (b) Categories are mutually exclusive, therefore persons will only appear in one category. For example, persons who are in the category 'supported accommodation for the homeless' who are in 'living in severely crowded dwellings' will not also appear in 'persons living in severely crowded dwellings'.
- (c) Rate is based on the Census count of persons in each state (based on place of usual residence), excluding usual residents of external territories, at sea, migratory and offshore regions).

- (d) Includes those in the Supported Accommodation Assistance program (SAAP). Note this does not apply to 2001 estimates. See Explanatory Notes for more information.
- (e) Includes persons in 'visitor only' households who reported no usual address.
- (f) Some people who were homeless are likely to be underestimated in this category. See Explanatory Notes for more information.
- (g) Includes usual residents in dwellings needing 4 or more extra bedrooms under the CNOS. See Explanatory Notes for more information.

Source: Census of Population and Housing, 2006

	<i>Persons living in other crowded dwellings (d)</i>	<i>Persons in other improvised dwellings</i>	<i>Persons who are marginally housed in caravan parks (e)</i>
--	--	--	---

RATE PER 10,000 POPULATION

State or territory of usual residence

New South Wales	22.5	2.8	6.0
Victoria	18.7	2.5	4.3
Queensland	21.3	6.7	11.2
South Australia	14.5	2.1	3.6
Western Australia	16.8	5.8	6.0
Tasmania	9.9	5.1	2.4
Northern Territory	238.6	14.7	8.1
Australian Capital Territory	7.7	0.7	0.8
Australia	21.7	3.9	6.3

- (a) Cells in this table have been randomly adjusted to avoid the release of confidential data. As a result cells may not add to the totals.
- (b) Categories are mutually exclusive, therefore persons will only appear in one category. For example, persons who are in the category 'supported accommodation for the homeless' who are in 'living in severely crowded dwellings' will not also appear in 'persons living in severely crowded dwellings'.
- (c) Rate is based on the Census count of persons in each state (based on place of usual residence), excluding usual residents of external territories, at sea, migratory and offshore regions).
- (d) Includes usual residents in dwellings needing 3 extra bedrooms under the CNOS. See Explanatory Notes for more information.
- (e) Includes persons who are usual residents of caravan parks who are unlikely to have accommodation alternatives. See Explanatory Notes for more information.

Source: Census of Population and Housing, 2006

5.1

HOMELESS PERSONS STAYING TEMPORARILY WITH OTHER HOUSEHOLDS, Visited dwelling characteristics—2006(a)(b)(c)

	HOMELESS VISITORS		DWELLINGS VISITED	
	no.	%	no.	%
Household composition(d)				
One family household	9 824	55.6	7 422	55.1
Multiple family household	190	1.1	150	1.1
Lone person household	5 181	29.3	4 091	30.4
Group household	752	4.3	648	4.8
Visitors only	1 620	9.2	1 100	8.2
Dwelling structure				
Separate house	13 429	76.0	10 002	74.2
Semi-detached, row or terrace house, townhouse etc.	1 501	8.5	1 214	9.0
Flat, unit or apartment	1 990	11.3	1 637	12.1
Caravan, cabin, houseboat	679	3.8	569	4.2
House or flat attached to a shop, office, etc.	42	0.2	36	0.3
Tenure type				
Fully owned	4 524	25.6	3 367	25.0
Being purchased	4 461	25.3	3 373	25.0
Being purchased under a rent/buy scheme	75	0.4	55	0.4
Rented	6 279	35.5	5 016	37.2
Being occupied rent-free	824	4.7	574	4.3
Being occupied under a life tenure scheme	46	0.3	38	0.3
Other tenure type	399	2.3	256	1.9
Weekly household income(d)(e)				
Under \$500(f)	5 254	29.7	4 132	30.7
\$500–\$649	2 308	13.1	1 782	13.2
\$650–\$799	1 295	7.3	969	7.2
\$800 and over	6 576	37.2	4 912	36.4
Number of homeless visitors staying temporarily with other households in dwelling				
1 person	10 559	78.3
2 persons	2 118	15.7
3 persons	467	3.5
4 persons	249	1.8
5 or more persons	84	0.6
Total(g)(h)	17 663	100.0	13 477	100.0

.. not applicable

(a) Includes persons in 'visitor only' households who reported no usual address.

(b) Some people who were homeless are likely to be underestimated in this category. See Explanatory Notes for more information.

(c) Cells in this table have been randomly adjusted to avoid the release of confidential data. As a result cells may not add to the totals.

(d) Household composition and household income are the characteristics of the usual residents of the dwelling. They exclude the visitors to the dwelling.

(e) Excludes households with no usual residents.

(f) Includes negative and nil income.

(g) Includes dwelling structure or tenure type not stated. Includes other not classifiable household compositions.

(h) Includes household income not stated.

Source: Census of Population and Housing, 2006

6.1

HOMELESS PERSONS LIVING IN 'SEVERELY' CROWDED DWELLINGS(a), by selected dwelling characteristics(b)—2006

	PERSONS		DWELLINGS	
	no.	%	no.	%
Household composition				
One family household	11 045	35.0	1 315	41.8
Multiple family household	18 933	60.0	1 586	50.5
Lone person household	—	—	—	—
Group household	1 553	4.9	242	7.7
Dwelling structure				
Separate house	28 283	89.7	2 691	85.6
Semi-detached, row or terrace house, townhouse etc.	1 016	3.2	127	4.0
Flat, unit or apartment	1 536	4.9	230	7.3
Caravan, cabin, houseboat	555	1.8	72	2.3
Improvised home, tent, sleepers out	71	0.2	10	0.3
House or flat attached to a shop, office, etc.	56	0.2	9	0.3
Tenure type				
Fully owned	2 115	6.7	251	8.0
Being purchased	3 178	10.1	351	11.2
Being purchased under a rent/buy scheme	144	0.5	16	0.5
Rented	23 755	75.3	2 240	71.3
Being occupied rent-free	993	3.1	106	3.4
Being occupied under a life tenure scheme	14	—	4	0.1
Other tenure type	628	2.0	74	2.4
Weekly household income				
Under \$500(c)	1 101	3.5	161	5.1
\$500–\$649	873	2.8	103	3.3
\$650–\$799	779	2.5	88	2.8
\$800 and over	20 762	65.8	1 997	63.5
Number of persons living in 'severely' crowded dwellings in the dwelling				
7 persons or less	849	27.0
8 persons	294	9.4
9 persons	331	10.5
10 persons	378	12.0
11 persons	345	11.0
12 persons	375	11.9
13 persons	135	4.3
14 persons	114	3.6
15 persons or more	322	10.2
Total(d)(e)	31 531	100.0	3 143	100.0

.. not applicable

— nil or rounded to zero (including null cells)

(a) Includes usual residents in dwellings needing 4 or more extra bedrooms under the CNOS. See Explanatory Notes for more information.

(b) Cells in this table have been randomly adjusted to avoid the release of confidential data. As a result cells may not add to the totals.

(c) Includes negative and nil income.

(d) Includes dwelling structure or tenure type not stated. Includes other not classifiable household compositions.

(e) Includes household income not stated.

Source: Census of Population and Housing, 2006

HOMELESS OPERATIONAL GROUP

	<i>Persons who are in improvised dwellings, tents or sleeping out</i>	<i>Persons staying temporarily with other households(c)(d)</i>	<i>Persons staying in boarding houses</i>	<i>Persons in other temporary lodging</i>	<i>Persons living in 'severely' crowded dwellings(e)</i>
	no.	no.	no.	no.	no.
Age group (years)					
Under 12	1 059	1 853	694	—	9 570
12–18	823	1 091	942	15	5 632
19–24	999	3 009	2 052	48	4 923
25–34	1 813	4 965	3 874	79	5 221
35–44	1 702	3 003	3 977	60	3 437
45–54	1 182	1 926	3 799	54	2 346
55–64	810	1 263	2 770	49	1 201
65–74	401	552	1 805	20	697
75 and over	157	217	1 388	13	403
Sex					
Male	5 600	10 654	15 780	176	16 751
Female	3 345	7 226	5 519	163	16 680
Indigenous status					
Indigenous	2 088	798	956	11	23 222
Non-Indigenous	4 616	16 630	16 643	325	9 698
Not stated	2 241	452	3 702	3	509
State or territory of usual residence					
New South Wales	1 698	5 194	7 574	116	5 120
Victoria	1 018	3 546	5 144	43	3 257
Queensland	2 322	4 392	4 967	90	5 390
South Australia	512	1 584	1 190	20	1 696
Western Australia	1 410	1 958	1 423	32	3 865
Tasmania	125	482	221	11	120
Northern Territory	1 798	361	587	12	13 905
Australian Capital Territory	61	363	193	16	78
Remoteness					
Major Cities of Australia	2 084	10 518	15 264	171	8 468
Inner Regional Australia	1 540	4 113	2 808	73	1 560
Outer Regional Australia	2 277	2 457	2 425	67	2 123
Remote Australia	1 212	536	487	21	2 261
Very Remote Australia	1 833	256	317	7	19 016

— nil or rounded to zero (including null cells)

(a) Cells in this table have been randomly adjusted to avoid the release of confidential data. As a result cells may not add to the totals.

(b) Categories are mutually exclusive, therefore persons will only appear in one category. For example, persons who are in the category 'improvised dwellings, tents or sleeping out' who are in 'living in severely crowded dwellings' will not also appear in 'persons living in severely crowded dwellings'.

(c) Includes persons in 'visitor only' households who reported no usual address.

(d) Some people who were homeless are likely to be underestimated in this category. See Explanatory Notes for more information.

(e) Includes usual residents in dwellings needing 4 or more extra bedrooms under the CNOS. See Explanatory Notes for more information.

Source: Census of Population and Housing, 2001 and AIHW SAAP Collection

7.1

HOMELESS OPERATIONAL GROUPS AND OTHER MARGINAL HOUSING, Number of persons—by selected characteristics—2001(a)(b) *continued*

HOMELESS OPERATIONAL GROUP *continued*

	Total(e)	All homeless persons(f)	Persons living in other crowded dwellings(c)	Persons in other improvised dwellings	Persons who are marginally housed in caravan parks(d)
	no.	no.	no.	no.	no.
Age group (years)					
Under 12	13 176	na	11 257	762	2 474
12–18	8 503	na	7 109	391	1 320
19–24	11 031	na	7 220	245	1 845
25–34	15 952	na	6 607	762	3 061
35–44	12 179	na	5 030	1 006	3 081
45–54	9 307	na	3 640	915	2 816
55–64	6 093	na	1 441	563	2 295
65–74	3 475	na	789	267	1 651
75 and over	2 178	na	573	90	923
Sex					
Male	48 961	na	21 998	2 969	12 358
Female	32 933	na	21 669	2 031	7 108
Indigenous status					
Indigenous	27 075	na	11 484	147	1 071
Non-Indigenous	47 912	na	30 922	4 757	13 600
Not stated	6 907	na	1 259	96	4 797
State or territory of usual residence					
New South Wales	19 702	na	16 190	1 072	5 771
Victoria	13 008	na	9 024	803	2 962
Queensland	17 161	na	7 379	1 488	6 835
South Australia	5 002	na	1 886	362	729
Western Australia	8 688	na	3 873	815	2 159
Tasmania	959	na	308	110	222
Northern Territory	16 663	na	4 826	345	693
Australian Capital Territory	711	na	181	5	95
Remoteness					
Major Cities of Australia	36 505	na	26 382	394	6 115
Inner Regional Australia	10 094	na	4 615	1 880	6 990
Outer Regional Australia	9 349	na	4 043	1 661	4 239
Remote Australia	4 517	na	1 640	573	1 230
Very Remote Australia	21 429	na	6 987	491	893

na not available

(a) Cells in this table have been randomly adjusted to avoid the release of confidential data. As a result cells may not add to the totals.

(b) Categories are mutually exclusive, therefore persons will only appear in one category. For example, persons who are in the category 'improvised dwellings, tents or sleeping out' who are in 'living in severely crowded dwellings' will not also appear in 'persons living in severely crowded dwellings'.

(c) Includes usual residents in dwellings needing 3 extra bedrooms under the CNOS. See Explanatory Notes for more information.

(d) Includes persons who are usual residents of caravan parks who are unlikely to have accommodation alternatives. See Explanatory Notes for more information.

(e) Excludes 'persons in supported accommodation for the homeless'. See Glossary for more information.

(f) Includes 13,420 'persons in supported accommodation for the homeless'. See Glossary for more information.

Source: Census of Population and Housing, 2001 and AIHW SAAP Collection

HOMELESS OPERATIONAL GROUP

	<i>Persons who are in improvised dwellings, tents or sleeping out</i>	<i>Persons staying temporarily with other households(c) (d)</i>	<i>Persons staying in boarding houses</i>	<i>Persons in other temporary lodging</i>	<i>Persons living in 'severely' crowded dwellings(e)</i>
	no.	no.	no.	no.	no.
Educational attendance					
Pre-school, Infants/Primary School	na	890	266	—	5 383
Secondary School	na	334	285	—	2 370
Tertiary Institutions(f)	na	1 229	966	6	1 102
Full-time student	na	639	567	—	790
Part-time student	na	590	399	6	312
Not attending	na	14 713	15 949	328	21 761
Country of birth					
Australia(g)	na	13 639	12 704	224	27 981
Oceania and Antarctica(h)	na	740	1 093	21	848
North-West Europe	na	1 327	1 900	58	169
Southern and Eastern Europe	na	333	869	5	268
North Africa and the Middle East	na	175	165	—	897
South-East Asia	na	334	438	8	1 744
North-East Asia	na	143	294	5	244
Southern and Central Asia	na	131	170	3	493
Americas	na	211	200	8	115
Sub-Saharan Africa	na	136	132	3	111
Other(i)	na	711	3 335	3	559
Proficiency in Spoken English					
Speaks English only	na	15 622	15 347	300	10 244
Very well	na	1 018	1 152	23	5 997
Well	na	439	854	5	9 082
Not well	na	238	437	6	4 671
Not at all	na	73	197	—	2 035
Not stated	na	491	3 313	3	1 401
Total persons(j)	8 946	17 880	21 300	338	33 430

— nil or rounded to zero (including null cells)

na not available

(a) Cells in this table have been randomly adjusted to avoid the release of confidential data. As a result cells may not add to the totals.

(b) Categories are mutually exclusive, therefore persons will only appear in one category. For example, persons who are in the category 'improvised dwellings, tents or sleeping out' who are in 'living in severely crowded dwellings' will not also appear in 'persons living in severely crowded dwellings'.

(c) Includes persons in 'visitor only' households who reported no usual address.

(d) Some people who were homeless are likely to be underestimated in this category. See Explanatory Notes for more information.

(e) Includes usual residents in dwellings needing 4 or more extra bedrooms under the CNOS. See Explanatory Notes for more information.

(f) Includes technical or further educational institutions and universities.

(g) Includes external territories and Norfolk Island.

(h) Excludes Australia and external territories.

(i) Includes inadequately described, at sea, not elsewhere classified, or not stated.

(j) Includes other and not stated educational institutions.

Source: Census of Population and Housing, 2001 and AIHW SAAP Collection

HOMELESS OPERATIONAL
GROUP *continued*

	Total(e)	All homeless persons(f)	Persons living in other crowded dwellings(c)	Persons in other improvised dwellings	Persons who are marginally housed in caravan parks(d)
	no.	no.	no.	no.	no.
Educational attendance					
Pre-school, Infants/Primary School	na	na	6 923	532	851
Secondary School	na	na	4 085	258	332
Tertiary Institutions(g)	na	na	3 652	167	484
Full-time student	na	na	2 741	28	274
Part-time student	na	na	911	139	210
Not attending	na	na	25 711	3 897	12 945
Country of birth					
Australia(h)	na	na	27 891	3 993	11 853
Oceania and Antarctica(i)	na	na	1 940	145	638
North-West Europe	na	na	656	425	1 354
Southern and Eastern Europe	na	na	832	98	232
North Africa and the Middle East	na	na	2 398	14	72
South-East Asia	na	na	4 893	35	101
North-East Asia	na	na	905	9	34
Southern and Central Asia	na	na	1 837	10	23
Americas	na	na	277	35	59
Sub-Saharan Africa	na	na	388	26	27
Other(j)	na	na	1 648	212	5 073
Proficiency in Spoken English					
Speaks English only	na	na	19 770	4 570	13 685
Very well	na	na	8 838	147	514
Well	na	na	7 202	101	244
Not well	na	na	4 435	47	103
Not at all	na	na	1 733	19	32
Not stated	na	na	1 686	118	4 889
Total persons(k)	81 894	95 314	43 665	5 000	19 465

na not available

(a) Cells in this table have been randomly adjusted to avoid the release of confidential data. As a result cells may not add to the totals.

(b) Categories are mutually exclusive, therefore persons will only appear in one category. For example, persons who are in the category 'improvised dwellings, tents or sleeping out' who are in 'living in severely crowded dwellings' will not also appear in 'persons living in severely crowded dwellings'.

(c) Includes usual residents in dwellings needing 3 extra bedrooms under the CNOS. See Explanatory Notes for more information.

(d) Includes persons who are usual residents of caravan parks who are unlikely to have accommodation alternatives. See Explanatory Notes for more information.

(e) Excludes 'persons in supported accommodation for the homeless'. See Glossary for more information.

(f) Includes 13,420 'persons in supported accommodation for the homeless'. See Glossary for more information.

(g) Includes technical or further educational institutions and universities.

(h) Includes external territories and Norfolk Island.

(i) Excludes Australia and external territories.

(j) Includes inadequately described, at sea, not elsewhere classified, or not stated.

(k) Includes other and not stated educational institutions.

Source: Census of Population and Housing, 2001 and AIHW
SAAP Collection

HOMELESS OPERATIONAL GROUP

		<i>Persons who are in improvised dwellings, tents or sleeping out</i>	<i>Persons staying temporarily with other households(c) (d)</i>	<i>Persons staying in boarding houses</i>	<i>Persons in other temporary lodging</i>	<i>Persons living in 'severely' crowded dwellings(e)</i>
Age group (years)						
Under 12	%	11.8	10.4	3.3	—	28.6
12–18	%	9.2	6.1	4.4	4.4	16.8
19–24	%	11.2	16.8	9.6	14.2	14.7
25–34	%	20.3	27.8	18.2	23.4	15.6
35–44	%	19.0	16.8	18.7	17.8	10.3
45–54	%	13.2	10.8	17.8	16.0	7.0
55–64	%	9.1	7.1	13.0	14.5	3.6
65–74	%	4.5	3.1	8.5	5.9	2.1
75 and over	%	1.8	1.2	6.5	3.8	1.2
Sex						
Male	%	62.6	59.6	74.1	51.9	50.1
Female	%	37.4	40.4	25.9	48.1	49.9
Indigenous status						
Indigenous	%	23.3	4.5	4.5	3.2	69.5
Non-Indigenous	%	51.6	93.0	78.1	95.9	29.0
Not stated	%	25.1	2.5	17.4	0.9	1.5
State or territory of usual residence						
New South Wales	%	19.0	29.0	35.6	34.1	15.3
Victoria	%	11.4	19.8	24.2	12.6	9.7
Queensland	%	26.0	24.6	23.3	26.5	16.1
South Australia	%	5.7	8.9	5.6	5.9	5.1
Western Australia	%	15.8	11.0	6.7	9.4	11.6
Tasmania	%	1.4	2.7	1.0	3.2	0.4
Northern Territory	%	20.1	2.0	2.8	3.5	41.6
Australian Capital Territory	%	0.7	2.0	0.9	4.7	0.2
Remoteness						
Major Cities of Australia	%	23.3	58.8	71.7	50.4	25.3
Inner Regional Australia	%	17.2	23.0	13.2	21.5	4.7
Outer Regional Australia	%	25.5	13.7	11.4	19.8	6.4
Remote Australia	%	13.5	3.0	2.3	6.2	6.8
Very Remote Australia	%	20.5	1.4	1.5	2.1	56.9

— nil or rounded to zero (including null cells)

(a) Cells in this table have been randomly adjusted to avoid the release of confidential data. As a result cells may not add to the totals.

(b) Categories are mutually exclusive, therefore persons will only appear in one category. For example, persons who are in the category 'improvised dwellings, tents or sleeping out' who are in 'living in severely crowded dwellings' will not also appear in 'persons living in severely crowded dwellings'.

(c) Includes persons in 'visitor only' households who reported no usual address.

(d) Some people who were homeless are likely to be underestimated in this category. See Explanatory Notes for more information.

(e) Includes usual residents in dwellings needing 4 or more extra bedrooms under the CNOS. See Explanatory Notes for more information.

Source: Census of Population and Housing, 2001 and AIHW SAAP Collection

7.2

HOMELESS OPERATIONAL GROUPS AND OTHER MARGINAL HOUSING, Proportion of persons—by selected characteristics—2001(a)(b) *continued*

HOMELESS OPERATIONAL GROUP *continued*

		Total(e)	All homeless persons(f)	Persons living in other crowded dwellings(c)	Persons in other improvised dwellings	Persons who are marginally housed in caravan parks(d)
Age group (years)						
Under 12	%	16.1	na	25.8	15.2	12.7
12–18	%	10.4	na	16.3	7.8	6.8
19–24	%	13.5	na	16.5	4.9	9.5
25–34	%	19.5	na	15.1	15.2	15.7
35–44	%	14.9	na	11.5	20.1	15.8
45–54	%	11.4	na	8.3	18.3	14.5
55–64	%	7.4	na	3.3	11.3	11.8
65–74	%	4.2	na	1.8	5.3	8.5
75 and over	%	2.7	na	1.3	1.8	4.7
Sex						
Male	%	59.8	na	50.4	59.4	63.5
Female	%	40.2	na	49.6	40.6	36.5
Indigenous status						
Indigenous	%	33.1	na	26.3	2.9	5.5
Non-Indigenous	%	58.5	na	70.8	95.1	69.9
Not stated	%	8.4	na	2.9	1.9	24.6
State or territory of usual residence						
New South Wales	%	24.1	na	37.1	21.4	29.6
Victoria	%	15.9	na	20.7	16.1	15.2
Queensland	%	21.0	na	16.9	29.8	35.1
South Australia	%	6.1	na	4.3	7.2	3.7
Western Australia	%	10.6	na	8.9	16.3	11.1
Tasmania	%	1.2	na	0.7	2.2	1.1
Northern Territory	%	20.3	na	11.1	6.9	3.6
Australian Capital Territory	%	0.9	na	0.4	0.1	0.5
Remoteness						
Major Cities of Australia	%	44.6	na	60.4	7.9	31.4
Inner Regional Australia	%	12.3	na	10.6	37.6	35.9
Outer Regional Australia	%	11.4	na	9.3	33.2	21.8
Remote Australia	%	5.5	na	3.8	11.5	6.3
Very Remote Australia	%	26.2	na	16.0	9.8	4.6

na not available

(a) Cells in this table have been randomly adjusted to avoid the release of confidential data. As a result cells may not add to the totals.

(b) Categories are mutually exclusive, therefore persons will only appear in one category. For example, persons who are in the category 'improvised dwellings, tents or sleeping out' who are in 'living in severely crowded dwellings' will not also appear in 'persons living in severely crowded dwellings'.

(c) Includes usual residents in dwellings needing 3 extra bedrooms under the CNOS. See Explanatory Notes for more information.

(d) Includes persons who are usual residents of caravan parks who are unlikely to have accommodation alternatives. See Explanatory Notes for more information.

(e) Excludes 'persons in supported accommodation for the homeless'. See Glossary for more information.

(f) Includes 13,420 'persons in supported accommodation for the homeless'. See Glossary for more information.

Source: Census of Population and Housing, 2001 and AIHW SAAP Collection

HOMELESS OPERATIONAL GROUP						
		<i>Persons who are in improvised dwellings, tents or sleeping out</i>	<i>Persons staying temporarily with other households(c)(d)</i>	<i>Persons staying in boarding houses</i>	<i>Persons in other temporary lodging</i>	<i>Persons living in 'severely' crowded dwellings(e)</i>
Educational attendance						
Pre-school, Infants/Primary School	%	na	5.0	1.2	—	16.1
Secondary School	%	na	1.9	1.3	—	7.1
Tertiary Institutions(f)	%	na	6.9	4.5	1.8	3.3
Full-time student	%	na	3.6	2.7	—	2.4
Part-time student	%	na	3.3	1.9	1.8	0.9
Not attending	%	na	82.3	74.9	96.5	65.1
Country of birth						
Australia(g)	%	na	76.3	59.6	66.3	83.7
Oceania and Antarctica(h)	%	na	4.1	5.1	6.2	2.5
North-West Europe	%	na	7.4	8.9	17.2	0.5
Southern and Eastern Europe	%	na	1.9	4.1	1.5	0.8
North Africa and the Middle East	%	na	1.0	0.8	—	2.7
South-East Asia	%	na	1.9	2.1	2.4	5.2
North-East Asia	%	na	0.8	1.4	1.5	0.7
Southern and Central Asia	%	na	0.7	0.8	0.9	1.5
Americas	%	na	1.2	0.9	2.4	0.3
Sub-Saharan Africa	%	na	0.8	0.6	0.9	0.3
Other(i)	%	na	4.0	15.7	0.9	1.7
Proficiency in Spoken English						
Speaks English only	%	na	87.4	72.1	89.0	30.6
Very well	%	na	5.7	5.4	6.8	17.9
Well	%	na	2.5	4.0	1.5	27.2
Not well	%	na	1.3	2.1	1.8	14.0
Not at all	%	na	0.4	0.9	—	6.1
Not stated	%	na	2.7	15.6	0.9	4.2
Total persons(j)	%	100.0	100.0	100.0	100.0	100.0
Total persons(j)	no.	8 946	17 880	21 300	338	33 430

— nil or rounded to zero (including null cells)

na not available

(a) Cells in this table have been randomly adjusted to avoid the release of confidential data. As a result cells may not add to the totals.

(b) Categories are mutually exclusive, therefore persons will only appear in one category. For example, persons who are in the category 'improvised dwellings, tents or sleeping out' who are in 'living in severely crowded dwellings' will not also appear in 'persons living in severely crowded dwellings'.

(c) Includes persons in 'visitor only' households who reported no usual address.

(d) Some people who were homeless are likely to be underestimated in this category. See Explanatory Notes for more information.

(e) Includes usual residents in dwellings needing 4 or more extra bedrooms under the CNOS. See Explanatory Notes for more information.

(f) Includes technical or further educational institutions and universities.

(g) Includes external territories and Norfolk Island.

(h) Excludes Australia and external territories.

(i) Includes inadequately described, at sea, not elsewhere classified, or not stated.

(j) Includes other and not stated educational institutions.

Source: Census of Population and Housing, 2001 and AIHW SAAP Collection

HOMELESS OPERATIONAL
GROUP *continued*

		Total(e)	All homeless persons(f)	Persons living in other crowded dwellings(c)	Persons in other improvised dwellings	Persons who are marginally housed in caravan parks(d)
Educational attendance						
Pre-school, Infants/Primary School	%	na	na	15.9	10.6	4.4
Secondary School	%	na	na	9.4	5.2	1.7
Tertiary Institutions(g)	%	na	na	8.4	3.3	2.5
Full-time student	%	na	na	6.3	0.6	1.4
Part-time student	%	na	na	2.1	2.8	1.1
Not attending	%	na	na	58.9	77.9	66.5
Country of birth						
Australia(h)	%	na	na	63.9	79.8	60.9
Oceania and Antarctica(i)	%	na	na	4.4	2.9	3.3
North-West Europe	%	na	na	1.5	8.5	7.0
Southern and Eastern Europe	%	na	na	1.9	2.0	1.2
North Africa and the Middle East	%	na	na	5.5	0.3	0.4
South-East Asia	%	na	na	11.2	0.7	0.5
North-East Asia	%	na	na	2.1	0.2	0.2
Southern and Central Asia	%	na	na	4.2	0.2	0.1
Americas	%	na	na	0.6	0.7	0.3
Sub-Saharan Africa	%	na	na	0.9	0.5	0.1
Other(j)	%	na	na	3.8	4.2	26.1
Proficiency in Spoken English						
Speaks English only	%	na	na	45.3	91.4	70.3
Very well	%	na	na	20.2	2.9	2.6
Well	%	na	na	16.5	2.0	1.3
Not well	%	na	na	10.2	0.9	0.5
Not at all	%	na	na	4.0	0.4	0.2
Not stated	%	na	na	3.9	2.4	25.1
Total persons(k)	%	100.0	100.0	100.0	100.0	100.0
Total persons(k)	no.	81 894	95 314	43 665	5 000	19 465

na not available

(a) Cells in this table have been randomly adjusted to avoid the release of confidential data. As a result cells may not add to the totals.

(b) Categories are mutually exclusive, therefore persons will only appear in one category. For example, persons who are in the category 'improvised dwellings, tents or sleeping out' who are in 'living in severely crowded dwellings' will not also appear in 'persons living in severely crowded dwellings'.

(c) Includes usual residents in dwellings needing 3 extra bedrooms under the CNOS. See Explanatory Notes for more information.

(d) Includes persons who are usual residents of caravan parks who are unlikely to have accommodation alternatives. See Explanatory Notes for more information.

(e) Excludes 'persons in supported accommodation for the homeless'. See Glossary for more information.

(f) Includes 13,420 'persons in supported accommodation for the homeless'. See Glossary for more information.

(g) Includes technical or further educational institutions and universities.

(h) Includes external territories and Norfolk Island.

(i) Excludes Australia and external territories.

(j) Includes inadequately described, at sea, not elsewhere classified, or not stated.

(k) Includes other and not stated educational institutions.

Source: Census of Population and Housing, 2001 and AIHW SAAP Collection

HOMELESS OPERATIONAL GROUP

	<i>Persons who are in improvised dwellings, tents or sleeping out</i>	<i>Persons staying temporarily with other households(c)(d)</i>	<i>Persons staying in boarding houses</i>	<i>Persons in other temporary lodging</i>	<i>Persons living in 'severely' crowded dwellings(e)</i>
<i>Persons aged 15 years and over</i>	no.	no.	no.	no.	no.
Weekly personal income					
Under \$400(f)	4 761	9 059	13 094	338	17 729
\$400-\$599	362	2 528	1 955	—	1 504
\$600-\$799	150	1 464	858	—	446
\$800 and over	166	1 748	726	—	308
Not stated	2 176	982	3 715	—	1 507
Registered marital status					
Never married	3 577	8 667	12 613	140	11 552
Widowed	307	338	1 128	11	1 173
Divorced	805	1 852	3 004	57	613
Separated	521	1 932	1 208	26	605
Married	2 405	2 992	2 397	103	7 550
Level of Highest Educational Attainment					
Bachelor Degree or above	na	1 948	969	50	498
Advanced Diploma and Diploma	na	788	580	25	370
Certificate III & IV level	na	2 369	1 962	33	519
Year 12	na	2 599	2 363	49	2 034
Year 11	na	1 122	964	14	988
Year 10	na	2 869	2 732	71	2 991
Below Year 10(g)(h)	na	2 260	5 170	67	9 919
Not stated or inadequately described	na	1 825	5 612	29	4 175
Labour force status					
In the labour force	na	9 721	6 930	83	8 397
Employed, worked full-time	na	4 280	2 752	—	2 593
Employed, worked part-time	na	1 839	1 322	—	3 761
Employed, away from work	na	744	343	—	662
Unemployed	na	2 857	2 512	83	1 383
Not in the Labour force	na	5 697	10 276	255	12 239
Not stated	na	361	3 142	—	859

— nil or rounded to zero (including null cells)

na not available

(a) Cells in this table have been randomly adjusted to avoid the release of confidential data. As a result cells may not add to the totals.

(b) Categories are mutually exclusive, therefore persons will only appear in one category. For example, persons who are in the category 'improvised dwellings, tents or sleeping out' who are in 'living in severely crowded dwellings' will not also appear in 'persons living in severely crowded dwellings'.

(c) Includes persons in 'visitor only' households who reported no usual address.

(d) Some people who were homeless are likely to be underestimated in this category. See Explanatory Notes for more information.

(e) Includes usual residents in dwellings needing 4 or more extra bedrooms under the CNOS. See Explanatory Notes for more information.

(f) Includes negative and nil income.

(g) Includes persons who have completed a Certificate I or II as their highest non-school qualification but whose highest year of school completed was below Year 10.

(h) Includes persons with no educational attainment.

Source: Census of Population and Housing, 2001 and AIHW SAAP Collection

8.1

HOMELESS OPERATIONAL GROUPS AND OTHER MARGINAL HOUSING, Number of persons 15 years and over—by selected characteristics—2001(a)(b) *continued*

HOMELESS OPERATIONAL GROUP *continued*

	Total(e)	All homeless persons(f)	Persons living in other crowded dwellings(c)	Persons in other improvised dwellings	Persons who are marginally housed in caravan parks(d)
<i>Persons aged 15 years and over</i>	no.	no.	no.	no.	no.
Weekly personal income					
Under \$400(g)	44 981	na	20 313	2 166	10 104
\$400–\$599	6 349	na	3 927	736	1 122
\$600–\$799	2 918	na	1 535	395	241
\$800 and over	2 948	na	1 119	515	123
Not stated	8 380	na	2 688	224	4 943
Registered marital status					
Never married	36 549	na	16 447	1 287	7 015
Widowed	2 957	na	1 177	91	998
Divorced	6 331	na	1 324	528	3 071
Separated	4 292	na	1 054	219	1 590
Married	15 447	na	9 580	1 912	3 858
Level of Highest Educational Attainment					
Bachelor Degree or above	na	na	1 847	305	211
Advanced Diploma and Diploma	na	na	946	185	253
Certificate III & IV level	na	na	1 595	878	1 452
Year 12	na	na	5 294	478	1 157
Year 11	na	na	1 872	270	803
Year 10	na	na	4 275	761	2 908
Below Year 10(h)(i)	na	na	7 867	671	3 933
Not stated or inadequately described	na	na	5 886	487	5 817
Labour force status					
In the labour force	na	na	14 707	2 632	5 168
Employed, worked full-time	na	na	6 034	1 674	—
Employed, worked part-time	na	na	4 407	510	1 550
Employed, away from work	na	na	1 305	151	493
Unemployed	na	na	2 960	296	3 126
Not in the Labour force	na	na	13 948	1 339	7 274
Not stated	na	na	928	65	4 090

— nil or rounded to zero (including null cells)

na not available

(a) Cells in this table have been randomly adjusted to avoid the release of confidential data. As a result cells may not add to the totals.

(b) Categories are mutually exclusive, therefore persons will only appear in one category. For example, persons who are in the category 'improvised dwellings, tents or sleeping out' who are in 'living in severely crowded dwellings' will not also appear in 'persons living in severely crowded dwellings'.

(c) Includes usual residents in dwellings needing 3 extra bedrooms under the CNOS. See Explanatory Notes for more information.

(d) Includes persons who are usual residents of caravan parks who are unlikely to have accommodation alternatives. See Explanatory Notes for more information.

(e) Excludes 'persons in supported accommodation for the homeless'. See Glossary for more information.

(f) Includes 'persons in supported accommodation for the homeless'. See Glossary for more information.

(g) Includes negative and nil income.

(h) Includes persons who have completed a Certificate I or II as their highest non-school qualification but whose highest year of school completed was below Year 10.

(i) Includes persons with no educational attainment.

Source: Census of Population and Housing, 2001 and AIHW SAAP Collection

8.1

HOMELESS OPERATIONAL GROUPS AND OTHER MARGINAL HOUSING, Number of persons 15 years and over—by selected characteristics—2001(a)(b) *continued*

HOMELESS OPERATIONAL GROUP

	Persons who are in improvised dwellings, tents or sleeping out	Persons staying temporarily with other households(c)(d)	Persons staying in boarding houses	Persons in other temporary lodging	Persons living in 'severely' crowded dwellings(e)
<i>Persons aged 15 years and over</i>	no.	no.	no.	no.	no.
Occupation in main job(f)					
Employed(g)	na	6 864	4 420	—	7 014
Managers and Administrators	na	338	112	—	153
Professionals	na	1 112	389	—	451
Associate Professionals	na	599	374	—	338
Tradespersons and Related Workers	na	1 023	643	—	465
Advanced Clerical and Service Workers	na	147	42	—	64
Intermediate Clerical, Sales and Service Workers	na	1 023	686	—	760
Intermediate Production and Transport Workers	na	862	655	—	555
Elementary Clerical, Sales and Service Workers	na	581	451	—	603
Labourers and Related Workers	na	1 005	922	—	3 064
Not employed	na	8 554	12 790	338	13 621
Hours worked in all jobs last week					
Employed(h)	na	6 864	4 420	—	7 014
None	na	450	221	—	183
1–15 hours	na	621	406	—	1 024
16–24 hours	na	520	386	—	2 029
25–34 hours	na	701	523	—	707
35–39 hours	na	1 197	788	—	998
40 hours	na	1 201	753	—	1 014
41–48 hours	na	709	509	—	214
49 hours and over	na	1 166	709	—	366
Not employed	na	8 554	12 790	338	13 621
Total persons 15 years and over	7 615	15 781	20 350	337	21 493

— nil or rounded to zero (including null cells)

na not available

(a) Cells in this table have been randomly adjusted to avoid the release of confidential data. As a result cells may not add to the totals.

(b) Categories are mutually exclusive, therefore persons will only appear in one category. For example, persons who are in the category 'improvised dwellings, tents or sleeping out' who are in 'living in severely crowded dwellings' will not also appear in 'persons living in severely crowded dwellings'.

(c) Includes persons in 'visitor only' households who reported no usual address.

(d) Some people who were homeless are likely to be underestimated in this category. See Explanatory Notes for more information.

(e) Includes usual residents in dwellings needing 4 or more extra bedrooms under the CNOS. See Explanatory Notes for more information.

(f) Australian Standard Classification of Occupations (ASCO) 2nd edition 1997.

(g) Includes occupation not stated or inadequately described.

(h) Includes hours worked not stated.

Source: Census of Population and Housing, 2001 and AIHW SAAP Collection

8.1

HOMELESS OPERATIONAL GROUPS AND OTHER MARGINAL HOUSING, Number of persons 15 years and over—by selected characteristics—2001(a)(b) *continued*

HOMELESS OPERATIONAL GROUP *continued*

	Total(e)	All homeless persons(f)	Persons living in other crowded dwellings(c)	Persons in other improvised dwellings	Persons who are marginally housed in caravan parks(d)
<i>Persons aged 15 years and over</i>	no.	no.	no.	no.	no.
Occupation in main job(g)					
Employed(h)	na	na	11 747	2 331	2 047
Managers and Administrators	na	na	399	304	33
Professionals	na	na	975	264	74
Associate Professionals	na	na	837	217	79
Tradespersons and Related Workers	na	na	1 265	398	266
Advanced Clerical and Service Workers	na	na	177	65	13
Intermediate Clerical, Sales and Service Workers	na	na	1 639	248	199
Intermediate Production and Transport Workers	na	na	1 340	269	286
Elementary Clerical, Sales and Service Workers	na	na	1 583	154	204
Labourers and Related Workers	na	na	2 852	375	744
Not employed	na	na	16 905	1 643	10 397
Hours worked in all jobs last week					
Employed(i)	na	na	11 747	2 331	2 047
None	na	na	413	106	247
1–15 hours	na	na	1 576	164	493
16–24 hours	na	na	1 784	158	446
25–34 hours	na	na	1 047	182	616
35–39 hours	na	na	2 228	332	—
40 hours	na	na	1 947	434	—
41–48 hours	na	na	760	291	—
49 hours and over	na	na	1 098	620	—
Not employed	na	na	16 905	1 643	10 397
Total persons 15 years and over	65 576	na	29 582	4 037	16 532

— nil or rounded to zero (including null cells)

na not available

(a) Cells in this table have been randomly adjusted to avoid the release of confidential data. As a result cells may not add to the totals.

(b) Categories are mutually exclusive, therefore persons will only appear in one category. For example, persons who are in the category 'improvised dwellings, tents or sleeping out' who are in 'living in severely crowded dwellings' will not also appear in 'persons living in severely crowded dwellings'.

(c) Includes usual residents in dwellings needing 3 extra bedrooms under the CNOS. See Explanatory Notes for more information.

(d) Includes persons who are usual residents of caravan parks who are unlikely to have accommodation alternatives. See Explanatory Notes for more information.

(e) Excludes 'persons in supported accommodation for the homeless'. See Glossary for more information.

(f) Includes 'persons in supported accommodation for the homeless'. See Glossary for more information.

(g) Australian Standard Classification of Occupations (ASCO) 2nd edition 1997.

(h) Includes occupation not stated or inadequately described.

(i) Includes hours worked not stated.

Source: Census of Population and Housing, 2001 and AIHW SAAP Collection

HOMELESS OPERATIONAL GROUP

		<i>Persons who are in improvised dwellings, tents or sleeping out</i>	<i>Persons staying temporarily with other households(c) (d)</i>	<i>Persons staying in boarding houses</i>	<i>Persons in other temporary lodging</i>	<i>Persons living in 'severely' crowded dwellings(e)</i>
<i>Persons aged 15 years and over</i>						
Weekly personal income						
Under \$400(f)	%	62.5	57.4	64.3	100.0	82.5
\$400–\$599	%	4.8	16.0	9.6	—	7.0
\$600–\$799	%	2.0	9.3	4.2	—	2.1
\$800 and over	%	2.2	11.1	3.6	—	1.4
Not stated	%	28.6	6.2	18.3	—	7.0
Registered marital status						
Never married	%	47.0	54.9	62.0	41.5	53.7
Widowed	%	4.0	2.1	5.5	3.3	5.5
Divorced	%	10.6	11.7	14.8	16.9	2.9
Separated	%	6.8	12.2	5.9	7.7	2.8
Married	%	31.6	19.0	11.8	30.6	35.1
Level of Highest Educational Attainment						
Bachelor Degree or above	%	na	12.3	4.8	14.8	2.3
Advanced Diploma and Diploma	%	na	5.0	2.9	7.4	1.7
Certificate III & IV level	%	na	15.0	9.6	9.8	2.4
Year 12	%	na	16.5	11.6	14.5	9.5
Year 11	%	na	7.1	4.7	4.1	4.6
Year 10	%	na	18.2	13.4	21.0	13.9
Below Year 10(g) (h)	%	na	14.3	25.4	19.8	46.1
Not stated or inadequately described	%	na	11.6	27.6	8.6	19.4

— nil or rounded to zero (including null cells)

na not available

(a) Cells in this table have been randomly adjusted to avoid the release of confidential data. As a result cells may not add to the totals.

(b) Categories are mutually exclusive, therefore persons will only appear in one category. For example, persons who are in the category 'improvised dwellings, tents or sleeping out' who are in 'living in severely crowded dwellings' will not also appear in 'persons living in severely crowded dwellings'.

(c) Includes persons in 'visitor only' households who reported no usual address.

(d) Some people who were homeless are likely to be underestimated in this category. See Explanatory Notes for more information.

(e) Includes usual residents in dwellings needing 4 or more extra bedrooms under the CNOS. See Explanatory Notes for more information.

(f) Includes negative and nil income.

(g) Includes persons who have completed a Certificate I or II as their highest non-school qualification but whose highest year of school completed was below Year 10.

(h) Includes persons with no educational attainment.

Source: Census of Population and Housing, 2001 and AIHW SAAP Collection

8.2

HOMELESS OPERATIONAL GROUPS AND OTHER MARGINAL HOUSING, Proportion of persons 15 years and over—by selected characteristics—2001(a)(b) *continued*

HOMELESS OPERATIONAL GROUP *continued*

		Total(e)	All homeless persons(f)	Persons living in other crowded dwellings(c)	Persons in other improvised dwellings	Persons who are marginally housed in caravan parks(d)
<i>Persons aged 15 years and over</i>						
Weekly personal income						
Under \$400(g)	%	68.6	na	68.7	53.7	61.1
\$400–\$599	%	9.7	na	13.3	18.2	6.8
\$600–\$799	%	4.4	na	5.2	9.8	1.5
\$800 and over	%	4.5	na	3.8	12.8	0.7
Not stated	%	12.8	na	9.1	5.6	29.9
Registered marital status						
Never married	%	55.7	na	55.6	31.9	42.4
Widowed	%	4.5	na	4.0	2.3	6.0
Divorced	%	9.7	na	4.5	13.1	18.6
Separated	%	6.5	na	3.6	5.4	9.6
Married	%	23.6	na	32.4	47.4	23.3
Level of Highest Educational Attainment						
Bachelor Degree or above	%	na	na	6.2	7.6	1.3
Advanced Diploma and Diploma	%	na	na	3.2	4.6	1.5
Certificate III & IV level	%	na	na	5.4	21.8	8.8
Year 12	%	na	na	17.9	11.8	7.0
Year 11	%	na	na	6.3	6.7	4.9
Year 10	%	na	na	14.5	18.9	17.6
Below Year 10(h) (i)	%	na	na	26.6	16.6	23.8
Not stated or inadequately described	%	na	na	19.9	12.1	35.2

na not available

(a) Cells in this table have been randomly adjusted to avoid the release of confidential data. As a result cells may not add to the totals.

(b) Categories are mutually exclusive, therefore persons will only appear in one category. For example, persons who are in the category 'improvised dwellings, tents or sleeping out' who are in 'living in severely crowded dwellings' will not also appear in 'persons living in severely crowded dwellings'.

(c) Includes usual residents in dwellings needing 3 extra bedrooms under the CNOS. See Explanatory Notes for more information.

(d) Includes persons who are usual residents of caravan parks who are unlikely to have accommodation alternatives. See Explanatory Notes for more information.

(e) Excludes 'persons in supported accommodation for the homeless'. See Glossary for more information.

(f) Includes 'persons in supported accommodation for the homeless'. See Glossary for more information.

(g) Includes negative and nil income.

(h) Includes persons who have completed a Certificate I or II as their highest non-school qualification but whose highest year of school completed was below Year 10.

(i) Includes persons with no educational attainment.

Source: Census of Population and Housing, 2001 and AIHW SAAP Collection

8.2

HOMELESS OPERATIONAL GROUPS AND OTHER MARGINAL HOUSING, Proportion of persons 15 years and over—by selected characteristics—2001(a)(b) *continued*

HOMELESS OPERATIONAL GROUP

		Persons who are in improvised dwellings, tents or sleeping out	Persons staying temporarily with other households (c) (d)	Persons staying in boarding houses	Persons in other temporary lodging	Persons living in 'severely' crowded dwellings (e)
<i>Persons aged 15 years and over</i>						
Labour force status						
In the labour force	%	na	61.6	34.1	24.6	39.1
Employed, worked full-time	%	na	27.1	13.5	—	12.1
Employed, worked part-time	%	na	11.7	6.5	—	17.5
Employed, away from work	%	na	4.7	1.7	—	3.1
Unemployed	%	na	18.1	12.3	24.6	6.4
Not in the Labour force	%	na	36.1	50.5	75.4	56.9
Not stated	%	na	2.3	15.4	—	4.0
Occupation in main job (f)						
Employed (g)	%	na	43.5	21.7	—	32.6
Managers and Administrators	%	na	2.1	0.6	—	0.7
Professionals	%	na	7.0	1.9	—	2.1
Associate Professionals	%	na	3.8	1.8	—	1.6
Tradespersons and Related Workers	%	na	6.5	3.2	—	2.2
Advanced Clerical and Service Workers	%	na	0.9	0.2	—	0.3
Intermediate Clerical, Sales and Service Workers	%	na	6.5	3.4	—	3.5
Intermediate Production and Transport Workers	%	na	5.5	3.2	—	2.6
Elementary Clerical, Sales and Service Workers	%	na	3.7	2.2	—	2.8
Labourers and Related Workers	%	na	6.4	4.5	—	14.3
Not employed	%	na	54.2	62.9	100.0	63.4
Hours worked in all jobs last week						
Employed (h)	%	na	43.5	21.7	—	32.6
None	%	na	2.9	1.1	—	0.9
1–15 hours	%	na	3.9	2.0	—	4.8
16–24 hours	%	na	3.3	1.9	—	9.4
25–34 hours	%	na	4.4	2.6	—	3.3
35–39 hours	%	na	7.6	3.9	—	4.6
40 hours	%	na	7.6	3.7	—	4.7
41–48 hours	%	na	4.5	2.5	—	1.0
49 hours and over	%	na	7.4	3.5	—	1.7
Not employed	%	na	54.2	62.9	100.0	63.4
Total persons 15 years and over	%	100.0	100.0	100.0	100.0	100.0
Total persons 15 years and over	no.	7 615	15 781	20 350	337	21 493

— nil or rounded to zero (including null cells)

na not available

(a) Cells in this table have been randomly adjusted to avoid the release of confidential data. As a result cells may not add to the totals.

(b) Categories are mutually exclusive, therefore persons will only appear in one category. For example, persons who are in the category 'improvised dwellings, tents or sleeping out' who are in 'living in severely crowded dwellings' will not also appear in 'persons living in severely crowded dwellings'.

(c) Includes persons in 'visitor only' households who reported no usual address.

(d) Some people who were homeless are likely to be underestimated in this category. See Explanatory Notes for more information.

(e) Includes usual residents in dwellings needing 4 or more extra bedrooms under the CNOS. See Explanatory Notes for more information.

(f) Australian Standard Classification of Occupations (ASCO) 2nd edition 1997.

(g) Includes occupation not stated or inadequately described.

(h) Includes hours worked not stated.

Source: Census of Population and Housing, 2001 and AIHW SAAP Collection

8.2

HOMELESS OPERATIONAL GROUPS AND OTHER MARGINAL HOUSING, Proportion of persons 15 years and over—by selected characteristics—2001(a)(b) *continued*

		HOMELESS OPERATIONAL GROUP <i>continued</i>				
		Total(e)	All homeless persons(f)	Persons living in other crowded dwellings(c)	Persons in other improvised dwellings	Persons who are marginally housed in caravan parks(d)
<i>Persons aged 15 years and over</i>						
Labour force status						
In the labour force	%	na	na	49.7	65.2	31.3
Employed, worked full-time	%	na	na	20.4	41.5	—
Employed, worked part-time	%	na	na	14.9	12.6	9.4
Employed, away from work	%	na	na	4.4	3.7	3.0
Unemployed	%	na	na	10.0	7.3	18.9
Not in the Labour force	%	na	na	47.2	33.2	44.0
Not stated	%	na	na	3.1	1.6	24.7
Occupation in main job(g)						
Employed(h)	%	na	na	39.7	57.7	12.4
Managers and Administrators	%	na	na	1.3	7.5	0.2
Professionals	%	na	na	3.3	6.5	0.4
Associate Professionals	%	na	na	2.8	5.4	0.5
Tradespersons and Related Workers	%	na	na	4.3	9.9	1.6
Advanced Clerical and Service Workers	%	na	na	0.6	1.6	0.1
Intermediate Clerical, Sales and Service Workers	%	na	na	5.5	6.1	1.2
Intermediate Production and Transport Workers	%	na	na	4.5	6.7	1.7
Elementary Clerical, Sales and Service Workers	%	na	na	5.4	3.8	1.2
Labourers and Related Workers	%	na	na	9.6	9.3	4.5
Not employed	%	na	na	57.1	40.7	62.9
Hours worked in all jobs last week						
Employed(i)	%	na	na	39.7	57.7	12.4
None	%	na	na	1.4	2.6	1.5
1–15 hours	%	na	na	5.3	4.1	3.0
16–24 hours	%	na	na	6.0	3.9	2.7
25–34 hours	%	na	na	3.5	4.5	3.7
35–39 hours	%	na	na	7.5	8.2	—
40 hours	%	na	na	6.6	10.8	—
41–48 hours	%	na	na	2.6	7.2	—
49 hours and over	%	na	na	3.7	15.4	—
Not employed	%	na	na	57.1	40.7	62.9
Total persons 15 years and over	%	100.0	. .	100.0	100.0	100.0
Total persons 15 years and over	no.	65 576	na	29 582	4 037	16 532

. . not applicable

— nil or rounded to zero (including null cells)

na not available

(a) Cells in this table have been randomly adjusted to avoid the release of confidential data. As a result cells may not add to the totals.

(b) Categories are mutually exclusive, therefore persons will only appear in one category. For example, persons who are in the category 'improvised dwellings, tents or sleeping out' who are in 'living in severely crowded dwellings' will not also appear in 'persons living in severely crowded dwellings'.

(c) Includes usual residents in dwellings needing 3 extra bedrooms under the CNOS. See Explanatory Notes for more information.

(d) Includes persons who are usual residents of caravan parks who are unlikely to have accommodation alternatives. See Explanatory Notes for more information.

(e) Excludes 'persons in supported accommodation for the homeless'. See Glossary for more information.

(f) Includes 'persons in supported accommodation for the homeless'. See Glossary for more information.

(g) Australian Standard Classification of Occupations (ASCO) 2nd edition 1997.

(h) Includes occupation not stated or inadequately described.

(i) Includes hours worked not stated.

Source: Census of Population and Housing, 2001 and AIHW SAAP Collection

AGE OF PERSON (YEARS)										
	Under 12	12-18	19-24	25-34	35-44	45-54	55-64	65-74	75 and over	Total
	no.	no.	no.	no.	no.	no.	no.	no.	no.	no.
PERSONS WHO ARE IN IMPROVISED DWELLINGS, TENTS OR SLEEPING OUT										
Sex										
Male	585	461	602	1 129	1 119	800	527	287	90	5 600
Female	474	361	399	683	583	383	283	113	67	3 346
Total	1 059	822	1 001	1 812	1 702	1 183	810	400	157	8 946
PERSONS STAYING TEMPORARILY WITH OTHER HOUSEHOLDS (c)(d)										
Sex										
Male	928	522	1 683	3 110	2 043	1 187	704	363	114	10 654
Female	926	570	1 325	1 853	963	740	558	187	104	7 226
Total	1 854	1 092	3 008	4 963	3 006	1 927	1 262	550	218	17 880
PERSONS STAYING IN BOARDING HOUSES										
Sex										
Male	376	604	1 349	2 826	3 113	2 989	2 247	1 406	869	15 779
Female	319	338	702	1 048	863	811	524	398	518	5 521
Total	695	942	2 051	3 874	3 976	3 800	2 771	1 804	1 387	21 300
PERSONS IN OTHER TEMPORARY LODGING										
Sex										
Male	—	9	23	40	26	34	22	14	8	176
Female	—	5	25	39	35	21	27	6	4	162
Total	—	14	48	79	61	55	49	20	12	338
PERSONS LIVING IN SEVERELY CROWDED DWELLINGS (e)										
Sex										
Male	4 914	2 925	2 576	2 599	1 599	1 135	557	284	160	16 749
Female	4 657	2 706	2 346	2 622	1 839	1 212	643	412	244	16 681
Total	9 571	5 631	4 922	5 221	3 438	2 347	1 200	696	404	33 430
TOTAL (f)										
Sex										
Male	6 798	4 525	6 230	9 710	7 901	6 139	4 057	2 357	1 244	48 961
Female	6 379	3 980	4 799	6 244	4 279	3 163	2 032	1 122	935	32 933
Total	13 177	8 505	11 029	15 954	12 180	9 302	6 089	3 479	2 179	81 894
<p>— nil or rounded to zero (including null cells)</p> <p>(a) Cells in this table have been randomly adjusted to avoid the release of confidential data. As a result cells may not add to the totals.</p> <p>(b) Categories are mutually exclusive, therefore persons will only appear in one category. For example, persons who are in the category 'improvised dwellings, tents or sleeping out' who are in 'living in severely crowded dwellings' will not also appear in 'persons living in severely crowded dwellings'.</p> <p>(c) Includes persons in 'visitor only' households who reported no usual address.</p> <p>(d) Some people who were homeless are likely to be underestimated in this category. See Explanatory Notes for more information.</p> <p>(e) Includes usual residents in dwellings needing 4 or more extra bedrooms under the CNOS. See Explanatory Notes for more information.</p> <p>(f) Excludes 'persons in supported accommodation for the homeless'. See Glossary for more information.</p> <p>Source: Census of Population and Housing, 2001 and AIHW SAAP Collection</p>										

AGE OF PERSON (YEARS)

	Under 12	12-18	19-24	25-34	35-44	45-54	55-64	65-74	75 and over	Total
	no.	no.	no.	no.	no.	no.	no.	no.	no.	no.

ALL HOMELESS PERSONS (c)

Sex										
Male	na	na	na	na	na	na	na	na	na	na
Female	na	na	na	na	na	na	na	na	na	na
Total	na	na	na	na	na	na	na	na	na	95 314

PERSONS LIVING IN OTHER CROWDED DWELLINGS (d)

Sex										
Male	5 657	3 668	3 895	3 458	2 282	1 758	732	325	222	21 997
Female	5 598	3 442	3 324	3 151	2 750	1 880	710	463	350	21 668
Total	11 255	7 110	7 219	6 609	5 032	3 638	1 442	788	572	43 665

PERSONS IN OTHER IMPROVISED DWELLINGS

Sex										
Male	397	214	139	405	596	579	383	195	62	2 970
Female	363	178	106	358	409	336	179	72	29	2 030
Total	760	392	245	763	1 005	915	562	267	91	5 000

PERSONS WHO ARE MARGINALLY HOUSED IN CARAVAN PARKS (e)

Sex										
Male	1 394	704	1 028	1 969	2 082	1 949	1 577	1 126	529	12 358
Female	1 081	619	816	1 093	998	868	717	524	391	7 107
Total	2 475	1 323	1 844	3 062	3 080	2 817	2 294	1 650	920	19 465

na not available

(a) Cells in this table have been randomly adjusted to avoid the release of confidential data. As a result cells may not add to the totals.

(b) Categories are mutually exclusive, therefore persons will only appear in one category. For example, persons who are in the category 'improvised dwellings, tents or sleeping out' who are in 'living in severely crowded dwellings' will not also appear in 'persons living in severely crowded dwellings'.

(c) Includes 13,420 'persons in supported accommodation for the homeless'. See Glossary for more information.

(d) Includes usual residents in dwellings needing 3 extra bedrooms under the CNOS. See Explanatory Notes for more information.

(e) Includes persons who are usual residents of caravan parks who are unlikely to have accommodation alternatives. See Explanatory Notes for more information.

Source: Census of Population and Housing, 2001 and AIHW SAAP Collection

HOMELESS OPERATIONAL GROUP

State or territory of usual residence	Persons who are in improvised dwellings, tents or sleeping out	Persons staying temporarily with other households(d)(e)	Persons staying in boarding houses	Persons in other temporary lodging	Persons living in 'severely crowded dwellings'(f)
RATE PER 10,000 POPULATION					
New South Wales	2.7	8.2	12.0	0.2	8.1
Victoria	2.2	7.6	11.0	0.1	7.0
Queensland	6.6	12.5	14.1	0.3	15.3
South Australia	3.5	10.8	8.1	0.1	11.5
Western Australia	7.7	10.7	7.8	0.2	21.1
Tasmania	2.7	10.5	4.8	0.2	2.6
Northern Territory	96.0	19.3	31.3	0.6	742.0
Australian Capital Territory	2.0	11.7	6.2	0.5	2.5
Australia	4.8	9.5	11.4	0.2	17.8

- (a) Cells in this table have been randomly adjusted to avoid the release of confidential data. As a result cells may not add to the totals.
- (b) Categories are mutually exclusive, therefore persons will only appear in one category. For example, persons who are in the category 'improvised dwellings, tents or sleeping out' who are in 'living in severely crowded dwellings' will not also appear in 'persons living in severely crowded dwellings'.
- (c) Rate is based on the Census count of persons in each state (based on place of usual residence), excluding usual residents of external territories, at sea, migratory and offshore regions.
- (d) Includes persons in 'visitor only' households who reported no usual address.
- (e) Some people who were homeless are likely to be underestimated in this category. See Explanatory Notes for more information.
- (f) Includes usual residents in dwellings needing 4 or more extra bedrooms under the Canadian National Occupancy Standard. See Explanatory Notes for more information.

Source: Census of Population and Housing, 2001 and AIHW SAAP Collection

10.1

HOMELESS OPERATIONAL GROUPS AND OTHER MARGINAL HOUSING, Rate per 10,000 of the population—2001(a)(b)(c) *continued*

HOMELESS OPERATIONAL GR

		<i>All homeless persons(g)</i>	<i>Persons living in other crowded dwellings(d)</i>	<i>Persons in other improvised dwellings</i>	<i>Persons who are marginally housed in caravan parks(e)</i>
	<i>Total(f)</i>				
RATE PER 10,000 POPULATION					
State or territory of usual residence					
New South Wales	31.1	na	25.6	1.7	9.1
Victoria	27.9	na	19.4	1.7	6.4
Queensland	48.7	na	21.0	4.2	19.4
South Australia	34.0	na	12.8	2.5	5.0
Western Australia	47.5	na	21.2	4.5	11.8
Tasmania	20.8	na	6.7	2.4	4.8
Northern Territory	889.2	na	257.5	18.4	37.0
Australian Capital Territory	22.9	na	5.8	0.2	3.1
Australia	43.6	50.8	23.3	2.7	10.4

na not available

(a) Cells in this table have been randomly adjusted to avoid the release of confidential data. As a result cells may not add to the totals.

(b) Categories are mutually exclusive, therefore persons will only appear in one category. For example, persons who are in the category 'improvised dwellings, tents or sleeping out' who are in 'living in severely crowded dwellings' will not also appear in 'persons living in severely crowded dwellings'.

(c) Rate is based on the Census count of persons in each state (based on place of usual residence), excluding usual residents of external territories, at sea, migratory and offshore regions.

(d) Includes usual residents in dwellings needing 3 extra bedrooms under the CNOS. See Explanatory Notes for more information.

(e) Includes persons who are usual residents of caravan parks who are unlikely to have accommodation alternatives. See Explanatory Notes for more information.

(f) Excludes 'persons in supported accommodation for the homeless'. See Glossary for more information.

(g) Includes 13,420 'persons in supported accommodation for the homeless'. See Glossary for more information.

Source: Census of Population and Housing, 2001 and AIHW SAAP Collection

	HOMELESS VISITORS		DWELLINGS VISITED	
	no.	%	no.	%
Household composition(d)				
One family household	10 775	60.3	8 236	60.6
Multiple family household	187	1.0	141	1.0
Lone person household	4 077	22.8	3 229	23.8
Group household	819	4.6	700	5.1
Visitors only	1 964	11.0	1 250	9.2
Dwelling structure				
Separate house	13 512	75.6	10 178	74.9
Semi-detached, row or terrace house, townhouse etc.	1 630	9.1	1 281	9.4
Flat, unit or apartment	1 895	10.6	1 556	11.4
Caravan, cabin, houseboat	236	1.3	179	1.3
House or flat attached to a shop, office, etc.	79	0.4	65	0.5
Tenure type				
Fully owned	4 939	27.6	3 551	26.1
Being purchased	3 644	20.4	2 832	20.8
Being purchased under a rent/buy scheme	139	0.8	110	0.8
Rented	6 898	38.6	5 549	40.8
Being occupied rent-free	1 007	5.6	664	4.9
Being occupied under a life tenure scheme	31	0.2	32	0.2
Other tenure type	513	2.9	343	2.5
Weekly household income(d)(e)				
Under \$400(f)	5 481	30.7	4 326	31.8
\$400–\$599	2 783	15.6	2 150	15.8
\$600 and over	7 545	42.2	5 626	41.4
Number of homeless visitors staying temporarily with other households in dwelling				
1 person	10 678	78.5
2 persons	2 075	15.3
3 persons	460	3.4
4 persons	282	2.1
5 or more persons	100	0.7
Total(g)(h)	17 880	100.0	13 595	100.0

.. not applicable

- (a) Some people who were homeless are likely to be underestimated in this category. See Explanatory Notes for more information.
- (b) Includes persons in 'visitor only' households who reported no usual address.
- (c) Cells in this table have been randomly adjusted to avoid the release of confidential data. As a result cells may not add to the totals.

- (d) Household composition and household income are the characteristics of the usual residents of the dwelling. They exclude the visitors to the dwelling.
- (e) Excludes households with no usual residents.
- (f) Includes negative and nil income.
- (g) Includes dwelling structure or tenure type not stated. Includes other not classifiable household compositions.
- (h) Includes household income not stated.
- Source: Census of Population and Housing, 2001

	PERSONS		DWELLINGS	
	no.	%	no.	%
Household composition				
One family household	13 432	40.2	1 493	47.2
Multiple family household	19 434	58.1	1 575	49.8
Lone person household	—	—	—	—
Group household	564	1.7	95	3.0
Dwelling structure				
Separate house	30 676	91.8	2 794	88.3
Semi-detached, row or terrace house, townhouse etc.	551	1.6	69	2.2
Flat, unit or apartment	1 060	3.2	156	4.9
Caravan, cabin, houseboat	728	2.2	89	2.8
Improvised home, tent, sleepers out	73	0.2	14	0.4
House or flat attached to a shop, office, etc.	136	0.4	15	0.5
Tenure type				
Fully owned	3 487	10.4	408	12.9
Being purchased	2 027	6.1	237	7.5
Being purchased under a rent/buy scheme	275	0.8	27	0.9
Rented	25 129	75.2	2 231	70.5
Being occupied rent-free	954	2.9	96	3.0
Being occupied under a life tenure scheme	16	—	4	0.1
Other tenure type	1 017	3.0	96	3.0
Weekly household income				
Under \$400(c)	536	1.6	72	2.3
\$400–\$599	615	1.8	81	2.6
\$600 and over	24 731	74.0	2 312	73.1
Number of persons living in 'severely' crowded dwellings in the dwelling				
7 or less persons	685	21.7
8 persons	305	9.6
9 persons	366	11.6
10 persons	367	11.6
11 persons	347	11.0
12 persons	293	9.3
13 persons	218	6.9
14 persons	141	4.5
15 or more persons	441	13.9
Total(d)(e)	33 430	100.0	3 163	100.0

.. not applicable

— nil or rounded to zero (including null cells)

(a) Includes usual residents in dwellings needing 4 or more extra bedrooms under the CNOS. See Explanatory Notes for more information.

(b) Cells in this table have been randomly adjusted to avoid the release of confidential data. As a result cells may not add to the totals.

(c) Includes negative and nil income.

(d) Includes dwelling structure or tenure type not stated. Includes other not classifiable household compositions.

(e) Includes household income not stated.

Source: Census of Population and Housing, 2001

EXPLANATORY NOTES

INTRODUCTION

1 This publication presents estimates of prevalence of homelessness on Census Night, derived from the Census of Population and Housing using the ABS definition of homelessness. Prevalence is an estimate of how many people experienced homelessness at a particular point-in-time. The ABS use six homeless operational groups to present the estimates of homelessness.

2 Estimates are also presented for selected groups of people who may be marginally housed and whose living arrangements are close to the statistical boundary of homelessness and who may be at risk of homelessness.

3 Other ABS collections publish information on homelessness. The 2010 General Social Survey (GSS) included a module on previous experiences of homelessness. The GSS data gives a picture of the incidence of homeless, as well as trends in homelessness over time, at least for those who have transitioned out of homelessness at the time of interview. The GSS homelessness module has been improved and has been included in the 2012 Survey of Disability, Ageing and Carers which is now in the field. The ABS has also collected information in the 2012 Personal Safety Survey about people living in fear of a violent partner and where they go when they leave a violent partner. The GSS module is being further enhanced for incorporation in the 2014 GSS.

4 In March 2012, the ABS released the article *Life after homelessness* in *Australian Social Trends* (cat. no. 4102.0). This article drew on the results from the 2010 GSS. The article examines a range of socio-economic indicators of those who had experienced at least one episode of homelessness in the 10 years prior to the survey, but were no longer homeless.

5 While different collections inform on different aspects of homelessness, care should be taken when comparing homelessness data from different sources due to the different collection methodologies and the different scope of the collections. More guidance on using different data sources on homelessness will be released in November 2012 in the *ABS Information Paper: Guide to Homelessness Statistics* (cat. no. 4923.0).

SCOPE OF THE CENSUS BASED HOMELESSNESS ESTIMATES

6 The Census aims to count all persons in Australia on Census Night (with the exception of foreign diplomats and their families).

7 To maximise the quality of count of the Australian population, the ABS has a special strategy to enumerate some homeless populations that are hard to enumerate through the standard Census procedures.

8 The Census is the only collection that goes to all persons in Australia, and is therefore the best source to get a prevalence estimate of the number of homeless Australian people at any one point-in-time. However, 'homelessness' itself is not a characteristic that is directly measured in the Census. Instead, estimates of the homeless population may be derived from the Census using analytical techniques, based on both the characteristics observed in the Census and assumptions about the way people may respond to Census questions.

9 An accurate measure of the prevalence of homelessness allows society to judge some aspects of the scale of the problem. If prevalence measures are estimated on a consistent, comparable basis and at regular intervals, then trends and the direction of change can be determined. It allows society to hold itself and governments accountable for some outcomes at this broad level, and can be used to identify, over time, if interventions or policies have been successful.

10 As importantly, to target prevention, or amelioration of the circumstances of homelessness, it is necessary to know the locations of the homeless, and their characteristics. Such knowledge also allows monitoring of the outcomes of programs to identify what interventions are successful. Ideally, fine geographic level prevalence measures allow consideration of where homeless people are located for place-based

EXPLANATORY NOTES *continued*

SCOPE OF THE CENSUS BASED HOMELESSNESS ESTIMATES *continued*

targeting of services and other interventions. The characteristics of the homeless population, such as sex, age, whether of Aboriginal or Torres Strait Islander origin, or the identification of sub populations are also valuable delineations of a point-in-time measure for interventions tailored to client needs.

11 The prevalence estimates of homelessness cover usual residents in Australia on Census Night and do not include:

- overseas visitors;
- people who were enumerated in offshore, shipping or migratory regions;
- people on an overnight journey by train or bus; and
- people enumerated in 'Other territories'.

CONCEPTS AND DEFINITIONS

12 This publication uses the ABS statistical definition of homelessness, operationalised for using data from the Census of Population and Housing. A summary of the definition can be found in Feature Article: Overview of the Definition of Homelessness in this publication. For more information also see:

- *Information Paper – A Statistical Definition of Homelessness* (cat. no. 4922.0);
- Feature Article: Methodology used to Calculate Homelessness Estimates in this publication; and
- *Information Paper – Methodology for Estimating Homelessness from the Census of Population and Housing* (cat. no. 2049.0.55.001).

HOMELESS OPERATIONAL GROUPS

13 ABS has developed six homeless operational groups for presenting estimates of people enumerated in the Census who were likely to have been homeless on Census Night. These groups are:

- Persons in improvised dwellings, tents, sleepers out
- Persons in supported accommodation for the homeless
- Persons staying temporarily with other households
- Persons in boarding houses
- Persons in other temporary lodgings and
- Persons living in severely crowded dwellings.

14 Detailed listings of the rules used to compile Census data for these groups are included in Feature Article: Methodology used to Calculate Homelessness Estimates in this publication. More details on how these groups relate to the definition of homelessness can be found in *Information Paper – Methodology for Estimating Homelessness from the Census of Population and Housing* (cat. no. 2049.0.55.001).

OTHER MARGINAL HOUSING GROUPS

15 The ABS also compile estimates from Census data for specific key groups of people who may be marginally housed, but who are not classified as homeless. Those groups are:

- Persons living in other crowded dwellings
- Persons in other improvised dwellings
- Persons who are marginally housed in caravan parks.

16 The marginal housing groups are limited to the groups that can be obtained from the Census. Other marginal housing, such as housing with major structural problems or where residents are in constant threat of violence, cannot be obtained from the Census and are therefore not included.

UNDER / OVER-ESTIMATION AND UNDER-ENUMERATION

17 Observing homeless people in any data collection is a challenge, and the homeless circumstance may mean that these people are not captured at all in datasets used to count people generally. Not all homeless people will be enumerated in data sets of those homeless people accessing particular services for the homeless. The 2010 ABS General Social Survey found that, of those who had had an experience of homelessness in the last ten years and who were no longer homeless at the time of interview, only 40% had sought assistance of formal services (Australian Bureau of Statistics, 2012d). While data

EXPLANATORY NOTES *continued*

UNDER / OVER-ESTIMATION AND UNDER-ENUMERATION *continued*

on people who access services are very important in understanding people who access services, they cannot provide an estimate of the total number of homeless people at one point-in-time. Only the Census offers the opportunity to estimate the number of people who were likely to have been homeless at any one point-in-time.

18 However, there is an inherent imprecision in estimating homelessness using data from the Census of Population and Housing. The Census is not designed to classify people according to whether or not they were homeless on Census Night. Variables collected in the Census that were designed for other purposes must be interpreted as proxies for likely homelessness. The ABS methodology includes in its homelessness estimates groups of people who were enumerated in the Census and, on balance, were most likely to have been homeless on Census Night.

19 It may be tempting to overestimate homelessness in some groups to compensate for both under-enumeration and likely under-estimation for some other groups. However, such an approach would result in estimates of characteristics that did not reflect those of the homeless population, including but not limited to their geographic spread. This may result in the misdirection of policy, funds and services. And while a balance between unavoidable under-estimation and deliberate over-estimation may result, this is unlikely, particularly when there is little information on the magnitude of under-estimation. It is also very likely that the scale of any imbalance in error will be very different with each Census, destroying the capacity to monitor change over time. Recognising which groups of homeless people are under-estimated in the Census, and using supplementary data sources to understand these groups, will both better address the needs of homeless people, and allow for assessments of change over time in the level of homelessness.

20 ABS recognises that some groups of people are more likely to be under-enumerated in the Census. Aboriginal and Torres Strait Islander peoples are more likely to be both under-enumerated and overrepresented in the homeless population. ABS has developed strategies for each Census aimed at maximising the enumeration of Indigenous persons (Australian Bureau of Statistics, 2012f and 2006).

21 So called rough sleepers and people staying in supported accommodation for the homeless are also at risk of being under-enumerated in the Census. The ABS develops a homeless enumeration strategy for each Census, and works with homeless service providers to maximise the enumeration of these groups on Census Night (Australian Bureau of Statistics, 2012g and 2008).

22 The ABS Post Enumeration Survey (PES) is used to estimate for the under enumeration of the Australian population in the Census. However it only covers people in private dwellings at the time of the PES, and therefore will not capture homeless people staying in non-private dwellings at the time of the PES but who were missed on Census Night. Also the PES does not capture sufficient information to determine whether a person is homeless. Furthermore, the PES is a sample survey and the likelihood of including a homeless person in a private dwelling is low. For all of these reasons the PES cannot be used to estimate under-enumeration or under-coverage of homelessness estimates derived from the Census.

KEY POPULATION GROUPS

23 For some key groups, Census variables provide limited opportunity to estimate those likely to be homeless. Three key groups are:

- homeless youth
- homeless people displaced due to domestic and family violence
- homeless Aboriginal and Torres Strait Islander Australians.

Youth

24 The ABS homeless estimates derived from the Census are likely to underestimate the extent of youth homelessness but there are no data available to determine even approximately the magnitude of the under-estimation.

25 For some youth (sometimes referred to as 12–18 years or 12–24 years) who are homeless and 'couch surfing', a usual residence may still be reported in the Census. Their homelessness is masked because their characteristics look no different to other youth who are not homeless but are simply visiting on Census Night. A usual address may be reported for 'couch surfers' either because the young person doesn't want to disclose to the people they are staying with that they are unable to go home, or the person who fills out the Census form on behalf of the young person staying with them assumes that the youth will return to their home. Homeless youth will be underestimated within the group: 'Persons staying temporarily with other households'.

26 ABS has not been able to establish any reliable way, with existing data sources, of estimating homelessness among youth staying with other households and for whom a usual address is reported in the Census. Service providers and researchers have indicated that the estimates of homeless youth derived from Census data do not concord with their knowledge about youth homelessness but there is no information to know the extent of any divergence. However, some of the views expressed about the prevalence of youth homelessness appear to reflect on the incidence of homelessness i.e. the number of youth who experience homelessness over a year will be many times the number who are homeless at any one point-in-time. For some purposes, particularly early intervention, an incidence measure may be more appropriate to inform on the scale of the issue.

27 Guided by its Homelessness Statistics Reference Group (HSRG), the ABS is continuing to undertake research and development to improve the estimation of homelessness, including youth homelessness. In particular, the ABS has been undertaking a quality study to inform the potential development of a nationally representative homeless school students survey.

28 Until a robust methodology is developed to measure the level of youth homelessness, the ABS will focus on producing transparent, consistent and repeatable estimates that can be used to monitor change over time. Because the ABS methods are transparent, users can assess whether there is any evidence to suggest that the components of homelessness that cannot yet be estimated reliably are likely to be moving differently over time to those elements that can be measured.

29 For analysis on youth homelessness from the Census see ABS publications: *Discussion Paper: Methodological Review of Counting the Homeless, 2006* (cat. no. 2050.0.55.001) and *Position Paper – ABS Review of Counting the Homeless Methodology, August 2011* (cat. no. 2050.0.55.002).

Persons displaced due to domestic and family violence

30 The ABS recognises the difficulties in both enumerating people who are displaced from their home due to domestic and/or family violence, and in classifying correctly as either homeless or not homeless all of those who are enumerated on Census Night. Those enumerated in supported accommodation for the homeless will be measured. Some who are in boarding houses, staying temporarily with other households, in improvised dwellings or sleeping rough, or staying in other lodgings such as hotels or motels on Census Night and who report no usual address will be classified as homeless. However some will not be able to be distinguished from other people who were visitors on Census Night.

31 Some people who are displaced due to domestic and family violence may not be enumerated in the Census. Out of fear they may not have themselves recorded on any Census form for the dwelling they are staying in. For those who are reported on a Census form as being away from home on Census Night, they may be reluctant, for a

EXPLANATORY NOTES *continued*

*Persons displaced due to
domestic and family violence
continued*

number of reasons, including stigma, to report having no usual address on Census Night. Alternatively, they may have an expectation that they may be able to return to their home in the future and do not see themselves as not having a usual address. As a result they cannot be distinguished from other people who were visiting on Census Night and Census based estimates must be recognised as being an underestimate for this group.

32 The ABS have worked with its HSRG members to look to ways to both improve the enumeration of these homeless people in future Censuses as well as developing alternative sources of information such as the Personal Safety Survey.

*Aboriginal and Torres Strait
Islander Australians*

33 Aboriginal and Torres Strait Islander Australians have been under-enumerated in the Census, and estimates of homelessness based on Census data will be an under-estimation. In the 2006 Census, the net undercount rate for Indigenous Australians was 11.5%. Some of those who were under-enumerated may have been homeless at the time of the Census.

34 Under-estimation of homelessness among those Aboriginal and Torres Strait Islander Australians who were enumerated in the Census may occur as, for some Indigenous people, information regarding 'usual residence' may have been provided which masks their homelessness.

35 It is debated in the literature whether the concept of 'no usual address' is appropriate for some Aboriginal and Torres Strait Islander Australians. Morphy (2007) discusses the problems in defining a 'usual resident' and 'visitor' in an Aboriginal and Torres Strait Islander Australian context, as the distinction between 'my country / not my country' is more salient than the distinction between 'resident / visitor'. This issue becomes particularly problematic for people who are highly mobile. Chamberlain and MacKenzie (2008) also discuss the relevance of 'no usual address' to the Indigenous population, as the 'usual address' question is approached with a different cultural frame of reference. They note that it is not culturally appropriate to record 'no usual address' on Census Night because 'home' is understood in a different way, particularly when Aboriginal and Torres Strait Islander people are staying with their extended family. Due to the different cultural frame of reference for Aboriginal and Torres Strait Islander people, it is widely assumed that the Western concept of 'no usual address' is under-reported by Aboriginal and Torres Strait Islander Australians (Chamberlain and MacKenzie, 2008). This issue will impact on Census based estimates of homelessness among Aboriginal and Torres Strait Islander persons enumerated in the Census who are classified as being in the categories of 'improvised dwellings, tents, sleepers out', or temporarily visiting friends or relatives while homeless.

36 While the increased effort in the 2011 Census to improve the enumeration of Indigenous Australians was successful, under-enumeration is still large, and the difficulties in differentiating between those who may be homeless remain.

37 In recognition of the differences in understanding of the concepts of home and homelessness in the Aboriginal and Torres Strait Islander Australian context, the ABS is undertaking further research about how the ABS statistical definition of homelessness may be understood in the Aboriginal and Torres Strait Islander Australian context. The ABS will establish a sub group of the HSRG to provide recommendations to the HSRG for the development of a definition relevant to homelessness in an Aboriginal and Torres Strait Islander context. Any recommendations from this group will be considered by the ABS in both Census enumeration and subsequent estimation of homelessness among Aboriginal and Torres Strait Islander Australians. The ABS will also work to develop a culturally appropriate module on previous experiences of homelessness suitable for inclusion in the National Aboriginal and Torres Strait Islander Social Survey which can be compared to estimates from the total non-Indigenous population from the 2014 General Social Survey.

EXPLANATORY NOTES *continued*

Aboriginal and Torres Strait
Islander Australians *continued*

INTERPRETATION OF THE USUAL RESIDENCE QUESTIONS IN THE CENSUS

38 Estimates of Aboriginal and Torres Strait Islander homelessness from the Census should be considered to be an underestimate.

39 For analysis on Aboriginal and Torres Strait Islander homelessness from the Census see the ABS publications: *Discussion Paper: Methodological Review of Counting the Homeless, 2006* (cat. no. 2050.0.55.001) and *Position Paper – ABS Review of Counting the Homeless Methodology, August 2011* (cat. no. 2050.0.55.002).

40 The 'usual residence' or usual address variable in the Census is designed, for Census purposes, to report on: population characteristics by small area; and to report mobility i.e. of current usual address versus address one and five years ago.

41 Interpretation of Census data on 'usual address' as an approximation to homelessness without reference to other information reported in the Census is incorrect due to the way the question is worded and the intent of the question.

42 The ABS Census asks people to report a usual address. The instructions for reporting are to write in:

"the address at which the person has lived or intends to live for a total of six months or more in the relevant Census year. For persons who have no usual address write NONE..."

43 The advice, if enquired, to people completing the Census form and who move around is that a usual address is somewhere you have lived or intend to live for six months or more, otherwise writing 'none' in the usual address question is the appropriate answer.

44 There are a very wide range of reasons why a person may not have stayed, or be intending to stay, at a particular address for six months or more in a particular Census year. In the 2007–08 Survey of Income and Housing about 16% of household reference persons reported having lived at their current private dwelling address for less than one year, implying that on average, at least 250,000 people change address each month (Australian Bureau of Statistics, 2009).

45 People will have moved from a former usual address for many reasons, for example moving for study or work, or upon retirement. Some of these movers may be temporarily accommodated in their new city or town, and at the time of the Census, cannot report a future address of the home that they have not yet rented or bought.

46 People who moved in July or August, just before the Census, might report their former home as the place they had lived for at least six months, but may consider it odd to report this old address as their 'usual' address. It is considered unlikely that people report a former usual address as their current usual address after they have permanently left that address, or left it on a long-term basis. The design of the Census 'usual address' question for reporting on mobility, and for supporting population measures, would be undermined if people did report their old usual addresses to which they would not be returning, or not returning for quite some time. By reporting 'no usual address' these people are counted in the population where they are enumerated, and counted as movers from their former usual address.

47 People moving to step up in either the jobs market or the residential property market, or people capitalising on their lifelong residential investment when they retire, may temporarily not own any property while between investments, but are unlikely to experience the forms of social exclusion that affect people who fit a more traditional view of homelessness. For example, as reported in ABC radio interviews, families moving from Queensland to Karratha to rent a slab on which to park their caravan reported that 'the money was just too good to refuse'. Such families would certainly benefit from cheaper housing options in their new area in the long term, either to rent or to add to their holdings of owned premises, but the issues for social inclusion are less likely to

EXPLANATORY NOTES *continued*

INTERPRETATION OF THE USUAL RESIDENCE QUESTIONS IN THE CENSUS *continued*

reflect the entrenched disadvantage (or risk of such disadvantage) that characterises the homeless population as defined by the ABS definition of homelessness, see *Information Paper – A Statistical Definition of Homelessness* (cat. no. 4922.0).

48 The ABS uses reporting of 'no usual address' as a starting point to identify anyone who may be homeless, and then refines this broad inclusion by analysing these people to identify, on balance, groups of people who are unlikely to be homeless. The areas of exploration of those reporting 'no usual address' but, on balance, as a group are unlikely to be homeless, include those identified as overseas students in group houses, 'grey nomads' travelling in their caravans after retirement, and a wide range of other people in visitor only households, especially those renting in holiday destinations, and sharing holiday accommodation with other families that do report a usual residence, and recently arrived migrants or residents returning to Australia who, similar to internal migration situations, have not yet had the opportunity to select their permanent home. Some of these people in these groups are clearly not staying with usual residents in a household, while others are staying in a substantial dwelling that they may own in a holiday destination but which may be a second or third home and is not their 'usual residence' in a Census year.

IDENTIFICATION OF NON-PRIVATE DWELLINGS AND PRIVATE DWELLINGS

49 Both non-private dwellings (NPDs) and private dwellings may house people on Census Night who may be homeless. NPDs include places such as hotels, motels, staff quarters, boarding houses, prisons, hospitals etc. Given the different context and Census field procedures, different interpretations of Census variables are required for private dwellings and NPDs to determine whether the occupants in the dwelling are, on balance, most likely to be homeless on Census Night.

50 Non-private dwellings are initially identified by a Census Area Supervisor and confirmed as such by the owners and managers of those properties. Census collectors may also find a non-private dwelling missed by the Supervisor, and in these cases the usual owner verification is followed. All other dwellings identified as structures which are intended to have people live in them, and which are habitable on Census Night, are classified as private dwellings. However, it is possible that some private dwellings may be operated on Census Night as an illegal boarding houses.

51 The boarding house classification of NPDs by their owners appears to work reasonably well in the field. However, the classification is not designed to only capture boarding houses for the homeless – it also captures dwellings such as regional accommodation serving children from multiple schools, which need to be removed for the purposes of estimating homelessness.

52 If a private dwelling is being operated illegally on the basis of multiple room-by-room tenancies, the Area Supervisor and collector may enumerate it according to its legal and apparent basis of operation as a private dwelling and not as a boarding house. The methodology applies rules for large (apparently) unrelated group households in order to try to identify, and include as homeless accommodation, any private dwellings that may be operating as boarding houses. However, this method is limited in its precision and may overestimate as boarding houses the number of large (apparently) group households due to the limitations of the Census in capturing all relationships in the household.

53 The Census only captures the relationships in relation to the first person listed on the household form, and child relationships to person 2. Therefore, people in the household who are a couple, but neither person has a relationship to person 1, will not be reflected as a couple. Households with five or more usual residents may therefore be firstly incorrectly classified as group households, and secondly then incorrectly be assumed to be a boarding house for the homeless. When a usual resident on Census

IDENTIFICATION OF NON-PRIVATE DWELLINGS AND PRIVATE DWELLINGS

continued

Night is temporarily absent, failure to take this into account can also lead to wrong assumptions about the nature of both the household and the dwelling.

54 By just relying on the NPD classification returned from the field for estimating these populations, it is possible that some supported accommodation dwellings and some illegal boarding houses will be misclassified as private dwellings. The methodology shows how these dwellings are treated, in particular to help ensure that people in 'group houses' are treated correctly.

55 To ensure that people staying in supported accommodation for the homeless are correctly classified, the ABS obtains lists of homeless supported accommodation to correctly flag these dwellings as homeless accommodation. ABS also supplies green stickers to homeless services, who encourage their clients to place the sticker on their Census form and then post their form back to the ABS. The ABS then flags these dwellings as being supported accommodation for the homeless.

56 Some people living specific living situations in NPDs on Census Night are not included in the definition of homelessness. While these living situations lack one or more of the key elements of 'home' identified in the definition of homelessness, the people occupying these places are not regarded as homeless. People in these living situations are not classified as homeless as:

- they may have chosen to live in these circumstances and have accommodation alternatives; or
- are required by law to be living in these circumstances; or
- are in acceptable temporary living arrangements (such as student halls of residence); or
- it is essential for their broader health and well-being to be living in these conditions.

57 The specific exclusions include:

- people *confined* in prisons, detention centres and other institutions such as juvenile correctional facilities or hospitals;
- students living in halls of residence; and
- members of religious orders such as monks and nuns living in seminaries and nunneries and similar establishments.

Boarding houses

58 The definition of homelessness includes residents of boarding houses as homeless if they:

- do not have control of or access to space and or no privacy; OR
- have no tenure or initial tenure is short and not extendable.

59 If it is assumed that people living in boarding houses do not have either of these elements and do not have accommodation alternatives, so they are considered homeless.

60 However, some residents of boarding houses have secure tenure and have access to space and privacy. These people would not be considered to be homeless, even if they do not have accommodation alternatives. The Census has some information which allows the ABS to establish whether a dwelling is most likely to be a boarding house. However it does not offer enough information about occupants security of tenure, or their access to space for social relations. Therefore, determining which occupants are homeless is difficult. In the absence of this information, on balance the ABS has included all people in these dwellings who are either usual residents (excluding staff) or visitors reporting no usual address, as homeless. This is likely to result in an over-estimate of people who are homeless when assessed against the ABS definition. The ABS does, however, report those in boarding houses as a separate category to aid policy and service provision. This is because in some State and Territories boarding houses are used to move people out of other forms of homelessness, such as rough sleeping or couch surfing, towards more independent, secure, long-term accommodation.

EXPLANATORY NOTES *continued*

Boarding houses continued

61 Although the ABS makes a significant effort to identify boarding houses, both registered and unregistered, the ABS acknowledge that there will potentially be an under-estimation of people living in boarding houses in estimates of homelessness, and an over-estimation of those living in boarding houses who are likely to be homeless according to the ABS definition. For future Censuses, the ABS will look at ways to improve the identification of boarding houses such as obtaining lists from relevant sources – for both registered and unregistered boarding houses and whether more information can be obtained about the facilities and tenures offered in registered boarding houses.

Supported Accommodation for the Homeless

62 As outlined above, the ABS obtains lists of homeless supported accommodation and uses a 'green sticker strategy'.

63 However, the nature of the provision of accommodation to homeless people in need of housing support services is changing. In the lead up to the next Census, procedures will be reviewed to ensure that people in new forms of supported accommodation are correctly classified. Advice from service providers will be used about clients who are accommodated using vouchers or 'brokerage' in hotels, caravan parks etc to classify them as people in supported accommodation for the homeless.

Transitional Housing Management Units

64 Long-term supported accommodation, often described as Transitional Housing Management (THM) Units, often provides some security of tenure, the dwellings are adequate (including basic kitchen facilities and a bathroom), and the household has privacy and exclusive use of those basic facilities. The THMs that meet these levels of housing would, under the ABS statistical definition of homelessness, would not be classified as homeless. However persons living in those THMs that lack one or more of these elements would be classified as homeless.

65 Unfortunately, the lists of supported accommodation that the ABS obtained for the 2006 Census did not separately identify THMs from other crisis accommodation, nor report information about the elements of homelessness. Therefore all THMs are indistinguishably included in the broader estimate of 'Persons in supported accommodation for the homeless'. For 2011, the ABS did receive information from some jurisdictions about THM but did not obtain any of the requested information about the facilities or the tenures offered. The ABS is analysing the list of information received for 2011 to consider ways in which it can better identify and classify occupants of THMs as homeless or otherwise in future Censuses.

IMPUTED RECORDS

66 Census collectors are required to visit 'private' dwellings five times (at different times and on different days) to try to make contact with any people who might be staying in the dwelling on Census Night.

67 Where contact cannot be made, collectors are encouraged to speak to neighbours, or a 'credible source' about whether the dwelling was occupied on Census Night.

68 If the collector is not 'absolutely certain' that the 'private' dwelling was not occupied on Census Night, system imputation follows.

69 No imputation that affects homelessness estimation was undertaken for NPDs (e.g. boarding houses, or supported accommodation as determined by Area Supervisors to be NPDs and their classification described by the owner/manager).

70 No imputation is undertaken for 'rough sleepers', but it is undertaken for improvised dwellings.

71 For the 2006 Census, 766,000 persons were imputed to be in occupied non-contact private dwellings.

EXPLANATORY NOTES *continued*

IMPUTED RECORDS *continued*

72 For about a third of the imputed people (about 275,000), people were imputed where the collector obtained information that there were some people in the dwelling on Census Night – the number and sex of the people is obtained. For these records, the collector record book information on dwelling type, structure and location is used, together with the third party reported numbers of people by sex, to find a 'donor' dwelling nearby to replicate the age, sex, usual residence (or 'place of enumeration') and registered marital status of that donor dwelling onto the imputed household in the non-contact dwelling. No other variables are imputed.

73 The remaining two-thirds (about 500,000 people) where no information could be obtained as to whether or not the dwelling was occupied on Census Night, are fully imputed based on looking for a donor record based on dwelling type, structure and location.

74 Imputed records are retained in the estimates of homelessness for the group 'Persons in supported accommodation for the homeless' (SAAP). While some SAAP properties were enumerated as NPDs in the 2006 Census, most were enumerated as private dwellings and reassigned a SAAP flag based on the lists of SAAP properties provided by jurisdictions. In the flagged properties where no contact was made, about 860 people were imputed using a credible source to confirm the occupation of the dwelling on Census Night. Another 1,110 people were imputed without a credible source. While only a third of the national rates of imputation were undertaken with a credible source, for SAAP the rate was closer to 50%.

75 For listed SAAP properties it is known that the property is not a second home, nor a holiday home or a vacant property up for either sale, demolition or renting etc. And for nearly half of the imputations a credible source is used and no more information is needed to confirm the homeless state of the people in the dwelling on Census Night. For the 1,110 or so imputed from a 'donor' record, this estimate may understate or overstate the numbers of homeless people actually in those SAAP properties on Census Night. However, the scale of any such error is not likely to be large nor biased (an estimation error on only about 6% of total SAAP accommodation on Census Night) and the inclusion of the imputed records lifts the Census estimates slightly to align broadly with Australian Institute of Health and Welfare (AIHW) estimates of SAAP accommodation on Census Night, suggesting no significant overestimate.

76 Imputed records for people staying in non-contact private dwellings are excluded from the homeless estimates because there is no certainty about the nature of the dwelling occupancy on Census Night (it might be a second home, a holiday home or a vacant property up for either sale, demolition or renting etc.) and no information is available about the characteristics of the occupants to assess their likely homelessness.

ESTIMATES OF PERSONS IN SUPPORTED ACCOMMODATION FOR THE HOMELESS IN 2001

77 While the list and green sticker strategies for SAAP properties were undertaken in the 2001 Census, the information was not retained. Therefore, for 2001 homelessness estimates of persons in supported accommodation for the homeless, the ABS has used data from the AIHW SAAP collection on the number of clients and accompanying children accommodated on Census Night for every State and Territory except Victoria. The Department of Human Services (Victoria) provided the ABS with a comprehensive list of their SAAP and THM properties. This was used along with the national SAAP data collection (to establish the number of women in domestic violence services) to provide an overall estimate of number of people in SAAP accommodation for Victoria in 2001.

78 However, the homelessness SAAP estimates for 2001 are only for totals and by State and Territory, and no Census demographic characteristics are available. Nor is it possible to remove overlaps between the AIHW based estimate and the other homeless operational groups which can be directly estimated using Census data, which will result in some minor over-estimation.

EXPLANATORY NOTES *continued*

CANADIAN NATIONAL OCCUPANCY STANDARD

79 For both the homeless operational group 'Persons living in severely crowded dwellings', and for the Marginal Housing group of other crowded dwellings just outside the definition of homelessness, the level of crowding is estimated according to the Canadian National Occupancy Standard (CNOS).

80 The concept of crowding is based upon a comparison of the number of bedrooms in a dwelling with a series of household demographics such as the number of usual residents, their relationship to one another, their age and their sex.

81 There is no single standard or measure for housing utilisation, however the CNOS is widely used internationally and the ABS uses it for its measures of crowding. It is a suitable standard for use with Census data because all of the required variables for its calculation are available from the Census, although family coding limits its suitability in large complex family households, and where persons may be temporarily absent on Census Night.

82 The CNOS is sensitive to both household size and composition. The measure assesses the bedroom requirements of a household by specifying that:

- there should be no more than two persons per bedroom;
- children less than 5 years of age of different sexes may reasonably share a bedroom;
- children less than 18 years of age and of the same sex may reasonably share a bedroom;
- single household members 18 and over should have a separate bedroom, as should parents or couples;
- a lone person household may reasonably occupy a bed sitter.

83 Households living in dwellings where this standard cannot be met are considered to be overcrowded.

Limitations in calculating the CNOS

84 There may be some under-estimation associated with the application of the CNOS to Census data. It is not possible to create a CNOS estimate of the number of extra bedrooms needed for households where any key piece of information is missing. This includes the number of persons per dwelling, age of the persons, the relationship in household, and in some cases, where at least one person (who is not the spouse of person 1) is temporarily absent on Census Night. CNOS is not able to be determined for imputed records because, for such records, key information such as the number of bedrooms is missing. In addition, there may be cases where usual residents are not recorded on the Census form due to fear by the residents that they may be found to have more residents living in the dwelling than are allowed by their lease agreement.

VISITOR ONLY HOUSEHOLDS

85 For the purposes of homelessness estimation and estimating marginal housing visitor only households are those dwellings where all persons in the dwelling reported no usual address and there were no usual residents.

Grey nomads

86 For the purposes of estimating homelessness and marginal housing, 'grey nomads' are defined as people in dwellings where all people in the dwelling were aged 55 years and over, none were in the labour force, they were staying in caravans, cabins or houseboats on Census Night, and reported having no usual address. The majority of these grey nomads were enumerated in holiday destinations including the northern beaches in New South Wales, *and* in Queensland, Northern Territory and northern Western Australia. This group does not include people who were staying with other households, such as with friends and relatives, nor those who were unemployed or were employed. Some older travellers who were travelling with their children or other younger people were not classified in this grey nomad group because not everyone in the dwelling / household was over 55 years of age.

EXPLANATORY NOTES *continued*

Grey nomads continued

87 In Appendix 1 the characteristics of grey nomads are contrasted with those of the group of older travellers on Census Night to show similarities between these two groups of travellers.

88 Further analysis of grey nomads can be found in *Position Paper – ABS Review of Counting the Homeless Methodology, August 2011* (cat. no. 2050.0.55.002).

MONETARY CUTOFFS

Income

89 The following paragraphs include additional details on the monetary cut offs used in the homeless methodology for 2006 and 2001.

90 The Census collects personal income for all persons aged 15 years and over. People are asked to report the total of all their wages and salaries, government benefits, pensions, allowances and any other income they usually receive, before deductions for tax, superannuation contributions, health insurance, amounts salary sacrificed, or any other automatic deductions. People were asked to report their usual income by selecting an income range (they were not asked to report in actual dollars). The Census ranges were designed after analysing data from the Survey of Income and Housing (SIH), in which personal income was collected in actual dollar amounts.

91 Household incomes were not collected in the Census but were derived from personal income data. As it is not possible to aggregate personal income ranges, a specific dollar amount was imputed for each personal income range selected by each household member. For the Census processing, the weighted median estimates of gross weekly personal income from the Survey of Income and Housing, adjusted for inflation, were calculated for each of the reported ranges in the Census. These medians were then allocated to each person who reported an income range in the Census.

92 Individual and combined income cut offs in the homeless estimation methodology were chosen at the levels outlined in the rules for each of the homeless operational groups because, along with other characteristics of the person or household, the ABS considers this to be important evidence in determining whether households were most likely to have, on balance, accommodation alternatives. The cut offs for each Census year were set to ensure that those with high levels of income were not misclassified as homeless.

93 For individual incomes, the range boundaries are used to indicate income below the bottom of a range, where on balance, people may be unlikely to have accommodation alternatives, or to indicate that income above the top of a range may reflect accommodation alternatives. Because income is collected in ranges it is not possible to make a finer distinction within the range.

94 For the homeless operational group relating to boarding houses, the values for individual income were \$600 per week in 2006 and \$400 per week in 2001. This range boundary was not applied to establish an individual's homelessness, but was used to establish the proportions of the residents of an NPD that were above the threshold as a method of classifying NPDs as boarding houses for the homeless.

95 The range boundary used for the homeless operational group 'Persons in other temporary lodging' was \$400 per week in 2006 and \$300 per week in 2001. This boundary is applied to individuals in these dwellings, and is not used to classify the type of dwelling.

96 The only household income cut off used was \$2,000 or more per week in the 2006 Census in conjunction with certain tenure types and employment status to ascertain the likelihood of the occupants being construction workers etc rather than homeless occupants of an improvised dwelling. For 2001 the household income cut off applied was \$1,594 per week.

EXPLANATORY NOTES *continued*

Rental payments

97 Mean weekly housing costs, as measured in the 2005–06 ABS Survey of Income and Housing for households renting in the private rental market, was \$223 per week.

98 No State, and no capital city recorded an average weekly rent in the private rental market that was above \$300 per week. Median weekly rentals in the private rental market were lower than the means, in total and for all States and Territories, except the ACT (Australian Bureau of Statistics, 2007).

99 The cut off for rental payments was set above a level that could be afforded by those who were, on balance, most likely to be homeless.

100 The 2006 Census rental payments were used as the base for rental payments and then rent was adjusted to 2001 by taking into consideration the changes in the cost of living in the Consumer Price Index (CPI). The CPI showed a 13.0% change between 2001 and 2006. In the methodology the weekly rental repayment cut off was set to \$265 per week in 2001 and \$300 per week in 2006.

Mortgage payments

101 Mortgage payments were set to a level considered to be above a level of mortgage payment that could be afforded by those who were, on balance, most likely to be homeless.

102 Analysis of the 2006 Census data identified that a number of persons who reported owning their 'improvised dwelling' with a mortgage, had mortgage repayments of \$1,050 or over per month and no one in the dwelling was employed full-time (excluding persons temporarily absent).

103 Based on an analysis of the characteristics of these people, they were unlikely, on balance, to be homeless and as a result, were not included in the homeless population. It was concluded that the characteristics of this group indicated they were most likely to be persons repaying a mortgage on land they are purchasing, and who could be in an 'improvised dwelling' while building or waiting to build their home.

104 The 2006 Census was used as the base for mortgage repayments and then repayments were adjusted to 2001 by taking into consideration the changes in the cost of living in the CPI. The 'house purchase' from the CPI showed there was a 24.2% change between 2001 and 2006. In the methodology the mortgage repayment cut off for 2001 was \$845 or more per month and \$1,050 or more a month in 2006.

RATES PER 10,000 OF THE POPULATION

105 Rates presented in this publication are presented as a rate per 10,000 of the total population. That is the number of homeless persons per 10,000 persons in the Census count of the usual resident population excluding people in external territories, at sea, or in migratory and off shore regions. The table below shows the usual resident population counts for the 2006 and 2001 Censuses that have been used as the base in the Rate tables.

EXPLANATORY NOTES *continued*

RATES PER 10,000 OF THE
POPULATION *continued*

TOTAL USUAL RESIDENT POPULATION - 2006 AND 2001, Number of
persons(a)

	2006	2001
<i>State and territory of usual residence</i>	no	no
New South Wales	6 549 130	6 326 179
Victoria	4 932 370	4 660 910
Queensland	3 904 438	3 521 640
South Australia	1 514 326	1 469 998
Western Australia	1 958 746	1 827 616
Tasmania	476 390	460 422
Northern Territory	192 806	187 387
Australian Capital Territory	324 035	309 998
<i>Australia</i>	<i>19 852 241</i>	<i>18 764 150</i>

(a) Excludes usual residents of External Territories, at
sea, migratory and off-shore regions.

106 Table 4.1 shows the rate of homelessness per 10,000 of the population for all States and Territories in 2006. The rate for the Northern Territory was 791.7 homeless persons per 10,000; higher than for the other States and Territories. For all homeless operational groups, except persons in supported accommodation for the homeless, the rates of homelessness per head of population in the Northern Territory are higher than other states and territories. The rates for the operational groups 'People in improvised dwellings, tents, sleepers out' and 'Persons living in severely crowded dwellings' show that a higher proportion of the Northern Territory population are in these situations than for other states and territories: 62.9 compared with between 1.6 and 5.2 homeless persons per 10,000 for the improvised dwelling group and 665.4 compared with between 2.4 and 15.2 for those living in severely crowded dwellings.

107 The overall difference in the rate of homelessness for the Northern Territory is therefore driven by the rate for the operational group 'Persons living in severely crowded dwellings'. Over 60% of people in this operational group identify as Aboriginal and / or Torres Strait Islander Australians and 57% of persons in this operational group were enumerated in remote and very remote Australia. Compared to other states and territories in Australia, in 2006, the Northern Territory had a higher per capita population of Australians who were identified as Aboriginal and / or Torres Strait Islander and more Northern Territory residents live in remote and very remote parts of Australia. Persons living in severely crowded dwellings also had a higher proportion with these characteristics.

108 A comparison of rates of homelessness by homeless operational group are not available for 2001 because data for the homeless operational group 'People in supported accommodation for the homeless' is not available from the Census (see Appendix 2 for more information).

109 In the published estimates of homelessness the ABS has not presented data on relationships between people who are homeless, such as household composition or family composition, except for persons in the homeless operational group 'Persons living in severely crowded dwellings'. Relationship information is not available for all persons who are homeless. Some people in the homeless operational group 'Persons in improvised dwellings, tents, sleepers out' are enumerated on Special Short Forms which do not collect information to the individual respondent's relationship to anyone else. Persons enumerated in NPDs on the Personal Form are not asked to provide information to establish their relationship to anyone else in the dwelling.

USE OF CENSUS DATA FOR
ESTIMATING HOMELESSNESS
*Presentation of relationship
information*

EXPLANATORY NOTES *continued*

Presentation of relationship information continued

110 While information is collected about relationships between visitors and between visitors and other residents of private dwellings this information is not retained in Census processing therefore is not available for the operational group persons staying with other households. It is, however, possible to present relationship information for the usual residents of the dwelling the person is visiting.

111 For these reasons it is possible only to consider relationship information for those in the homeless operational group 'Persons living in severely crowded dwellings'.

Items not collected in 2001

112 The data items 'Core Activity Need for Assistance' and 'Volunteering' were first collected in 2006 and are therefore not available in 2001.

Level of highest educational attainment

113 The classification 'Level of Highest Educational Attainment' shows records the highest educational achievement a person has attained. In this publication, the category 'Below year 10' includes Certificate I and II and Certificate not further defined and those who report no educational attainment.

Humanitarian migrants

114 The ABS identified a group of new migrants – these are people who arrived in Australia the Census year and were born overseas who report having no usual address and were enumerated in a private dwelling which was not an 'improvised dwelling, tent or sleeper out'. The vast majority of these new migrants were not considered to be homeless. However, the ABS identified a group of new migrants which are likely to be humanitarian migrants, who in the methodology are classified as homeless.

115 Humanitarian migrants are new migrants who report a country of birth which suggests they could be a recipient of a humanitarian visa. The ABS uses the top 10 countries for humanitarian settlers as published in the table '*Humanitarian Settler Arrivals by Birth Place*' in the '*Immigration update*' by the Australian Government Department of Immigration and Citizenship (DIAC, 2004 and 2007). The countries used in the methodology are for the financial year ending in the Census year.

116 In 2006 the countries were:

- Sudan
- Iraq
- Afghanistan
- Liberia
- Sierra Leone
- Burma
- Burundi
- Iran
- Tanzania
- Kenya

117 In 2001 the countries were:

- the Federal Republic of Yugoslavia
- Croatia
- Sudan
- Iraq
- Bosnia-Herzegovina
- Iran
- Ethiopia
- Sierra Leone
- Somalia
- Afghanistan

118 The Census of Population and Housing is the largest statistical collection undertaken by the ABS, and one of the most important. Its objective is to accurately measure the number and key characteristics of people in Australia on Census Night, and the dwellings in which they live. This provides a reliable basis for the estimation of the population of each of the State, Territory and Local Government Areas, primarily for electoral purposes and for the distribution of government funds. The Census also provides the characteristics of the Australian population and its housing within small geographic areas and for small population groups. This information supports the planning, administration, policy development and evaluation activities of governments and other users.

119 The Census is conducted by a Census collector drop-off approach, where Census collectors will deliver, to each dwelling in a clearly bounded local area, known as a Collection District (CD), materials that allow respondents to complete their form on-line or on paper. The Census collector returns to pick up the forms after Census Night unless a completed Census form, either on-line or paper, has been returned to the ABS Data Processing Centre (DPC). In addition, Special collectors are recruited where necessary to undertake Census duties in large NPDs (such as hospitals and hotels) and to enumerate people not in dwellings, such as rough sleepers (Australian Bureau of Statistics, 2006).

120 The 1996 Census was the first Census to target Australia's homeless population using a special enumeration strategy. This strategy aimed to not only maximise the coverage of the Australian population but also to provide information from the Census to policy makers and service deliverers on the number and characteristics of homeless people. The ABS has continued to have a special enumeration strategy for the homeless population for subsequent Censuses.

121 In the 2006 Census the ABS employed special enumeration strategies for homeless people and Aboriginal and Torres Strait Islander peoples. In the lead-up to the Census, the ABS liaised with State/Territory organisations in order to gain their assistance in correctly identifying accommodation likely to cater for the homeless. Prior to Census Night, ABS staff from Regional Offices contacted groups providing services for the homeless to identify possible sites where homeless people were likely to be located. Where possible, members of the homeless community were to be engaged to enumerate 'difficult' areas where significant numbers of homeless people were likely to spend Census Night.

122 However the ABS has a long history of collecting information relevant to identifying homeless people in the Census. In the 1933 and 1947 Censuses, a question was asked for the 'number of persons (if any) who slept out throughout the year on verandahs (not enclosed sleep-outs)'. In 1986, a dwelling structure category 'Improvised dwelling' was provided on the form for the collector to mark. This category was changed to 'Improvised home, campers out' in 1991, but there was no distinction between homeless people and those who were camping (such as on holiday).

123 Questions about the usual residence where a person usually lives provides an indication on homelessness. However, from 1976 until 1991, those who had no usual address were instructed to tick their usual address as 'this address'. They were classified as having their place of enumeration on Census as their usual address. Since then, the form has an instruction to write 'none' if a person does not have a usual address for six months or more in the Census year.

124 From 1976 to 1991, collectors were instructed to seek out all people camping or sleeping out by visiting 'any places in your Collection District (CD) on Census Night where it is likely that persons may be sleeping out, e.g. camping areas, park benches, derelict buildings etc'. They were instructed if they found such a person to issue a Household Form and help them fill it out on the spot. They were assigned to a

EXPLANATORY NOTES *continued*

History of the collection of data on homelessness in the Census of Population and Housing continued

Homeless Enumeration Strategy

non-private dwelling type 'campers out'. However, some collectors may not have followed this instruction if they did not believe there were people in their area, or for fear of their own safety. Prior to 1996, some Divisional Managers undertook additional measures to enumerate the homeless, such as providing refreshments.

125 The Homeless Enumeration Strategy (HES) was developed with the aim of ensuring that everyone was enumerated on Census Night. The HES targets those homeless groups that are hard to enumerate or identify as homeless through the mainstream Census collection.

126 The groups that were the focus of the strategy were those who were rough sleeping, couch surfing or staying in supported accommodation for the homeless. People who were staying in boarding houses were enumerated under the procedures that the Census employs to count people in non-private establishments. The HES was a nation-wide initiative, covering all jurisdictions and all areas, including remote, in Australia.

127 Critical to the success of the HES was the support and engagement of service providers and their staff from a number of community sectors across Australia who worked with the ABS to successfully enumerate people experiencing homelessness. The ABS acknowledges the hard work and dedication of these people to producing a high quality count of all people in Australia.

During the Census Operation

128 Collection Management Units (CMUs) worked closely with service and accommodation providers to identify locations of people experiencing homelessness and to employ staff from these organisations, where possible, to assist with the homeless count. Many people who had, or were currently experiencing homelessness, were recruited to assist with the homeless count. In 2006 the ABS employed over 250 specialist field staff to conduct the homeless count.

STREET COUNT

129 A major component of implementing the strategy was the street count – ensuring that Census forms were completed for people experiencing homelessness who were sleeping rough and who might otherwise be missed by the mainstream enumeration.

130 CMUs had the flexibility to use either a mainstream Household Form to enumerate rough sleepers, or the Special Short Form. The HHF enables more data, such as family structure, to be collected. However, the SSF takes less time to complete for each person experiencing homelessness.

GREEN STICKER AND LIST STRATEGIES

131 The ABS engaged with providers of supported accommodation for the homeless to allow people staying in these dwellings on Census Night to be counted confidentially, that is, that they did not need to identify to the Census collector that they were homeless. Two strategies were employed: 'Green Sticker' and the list strategies.

132 'Green Stickers' were sent to organisations, SAAP providers and umbrella groups to be used on Census forms that were completed in crisis accommodation and refuges. This ensured that the householders could minimise contact with the local Census collector, and avoid identifying that they were staying in a refuge or other accommodation for the homeless. A Green Sticker was placed on the Census form, which was mailed directly to the DPC. The form was then processed confidentially and securely, and the dwelling was flagged in the data as providing supported accommodation for the homeless. A message was sent to the collector that the form had been returned by post and not to return to the dwelling to collect it.

EXPLANATORY NOTES *continued*

During the Census Operation continued

133 The other strategy was to obtain lists of the known addresses where SAAP accommodation was provided on Census Night. These lists were obtained from government bodies, individual providers of supported accommodation for the homeless, and umbrella organisations. This information was used to correctly classify the accommodation within the DPC, bypassing the need for field staff to identify the dwelling as accommodation for the homeless.

134 Given the confidential nature of these lists, the ABS took steps to ensure the addresses were kept secure and confidential by creating a password-protected electronic deposit box to provide the addresses. Only authorised staff at the DPC were permitted to access these lists (see Australian Bureau of Statistics, 2008).

135 The ABS use other special strategies to target specific groups of people in the Census for example, Aboriginal and Torres Strait Islander Australians (see Australian Bureau of Statistics, 2012f)

Response errors and non-response bias

136 Two potential sources of error in the Census are response errors and non-response bias. These may occur in any enumeration whether it is a full count (Census) or a sample.

137 Response errors include errors on the part of respondents. These reporting errors may arise through inappropriate wording of questions, misunderstanding of what data are required, inability or unwillingness to provide accurate information, and mistakes in answers to questions. Some of the response error will reflect people with imprecise knowledge about other residents in their dwelling nevertheless reporting on behalf of others.

138 Non-response bias arises because the persons for whom no response is available may have different characteristics in relation to homelessness and marginal housing than persons who responded in the Census.

139 Response errors and non-response bias are difficult to quantify in any collection. However, every effort is made to minimise these errors in the Census by careful design of questionnaires, intensive training and supervision of Census collectors and efficient operating procedures. Non-response bias is minimised by call-backs to those households which do not respond (see Australian Bureau of Statistics, 2012g).

WHAT CAN THE CENSUS POST ENUMERATION SURVEY TELL US ABOUT HOMELESSNESS ESTIMATES?

140 The quality of the Census data is further enhanced by using information collected in a post-enumeration survey (PES) to obtain estimates of the net undercount in the Census. The PES is conducted immediately following the Census. While the PES collects information representative of the vast majority of Australians, it is not designed to estimate the undercount of persons who may be homeless (as it does not enumerate those who live in special dwellings such as boarding houses, or those who are not living in private dwellings at the time of the PES). It does, however, provide information about the characteristics of people who may have been missed in the Census. It will include some people who were homeless on Census Night but were not homeless during the PES, or those who were staying in a private dwelling on Census Night such as those people staying with other households.

141 There were 6,276 people enumerated in the 2006 PES for whom a Census record was not found (ABS 2007a, Table 4.1). Some 97% of these respondents to the PES were usual residents of their PES address. Only 3% were visitors at the time of the PES. Of the 4,796 PES respondents who thought that they had been counted in the Census three weeks earlier, about three-quarters thought that they would have been counted at their PES address i.e. at home. They were not visitors to that address at either the time of the Census nor at the time of the PES. For these people with a common address given at both the Census and the PES, the reasons for them being missed during the Census are not known. Common reasons include simple error on the part of householders

EXPLANATORY NOTES *continued*

WHAT CAN THE CENSUS POST ENUMERATION SURVEY TELL US ABOUT HOMELESSNESS ESTIMATES? *continued*

completing the form (e.g. assuming the person is being enumerated elsewhere because they were away from home on Census Night, or being accidentally left off the Census form). If they were in a specialist homeless services dwelling at the time of the Census and have since returned home, they would have been included in the SAAP component of homelessness in the Census dataset. If they had been in a boarding house at the time of the Census and were missed in a boarding house on Census Night, their usual address elsewhere in Australia would have meant they would need to be excluded from any homeless estimate.

142 The other 25% of this group of 4,796 PES respondents who thought they had been counted (but in fact were not) nominated another address where they thought they were enumerated in the Census. About 50% of these people (546) nominated a Census Night dwelling address that was missed by Census collectors i.e. they were not people who chose not to participate, nor were they in dwellings that the Census collectors could not make contact with. They were in fact dwellings that the Census collector simply missed and their omission from the Census enumeration has no impact on homelessness estimates.

143 While 97% of PES respondents reported their PES address as their usual address, and most of those reported that it was also their Census Night address, there may be some people enumerated in the PES who were not counted in the Census because they were temporarily absent and homeless at the time of the Census, but had returned home in the three weeks since the Census. Such circumstances may include youth or people escaping domestic violence and staying temporarily with other households on Census Night but not being recorded on the Census form for that household.

144 And as the PES does not approach non-private dwellings (nor people sleeping out) it does not generate specific undercount rates for people in those circumstances at the time of the PES. However, the final undercount estimates are weighted to account for the entire population, including those people in non-private dwellings and those who were not in dwellings.

ACKNOWLEDGEMENTS

145 ABS publications draw extensively on information provided freely by individuals, businesses, governments and other organisations. Their continued cooperation is very much appreciated: without it, the wide range of statistics published by the ABS would not be available. Information received by the ABS is treated in strict confidence as required by the *Census and Statistics Act 1905*.

146 The ABS also acknowledges the contributions from homelessness services organisations and their staff, some of whom serve on the ABS' Homelessness Statistics Reference Group (HSRG), and many participated in public meetings to discuss the ABS statistical developments and gave their views in submissions. Many more provided their strong support for the enumeration of homeless people in the 2011 Census.

147 The ABS established the HSRG to advise the ABS on the development, collection, compilation, production and dissemination of robust statistics for use in analysing, understanding and reporting on homelessness in Australia. The ABS thanks all HSRG members past and present for their invaluable contributions, commitment and time in advising the ABS. The ABS particularly thanks HSRG co-chair Dr Shelley Mallett (Hanover General Manager of Research and Service Development, and Honorary Senior Lecturer at Melbourne University) for her knowledge, facilitation, and dedication in her role as co-chair, and to HSRG members Professor Chris Chamberlain and Associate Professor David MacKenzie for their ground-breaking work in establishing a world first approach to the use of Census data in estimation of the homelessness population.

RELATED PUBLICATIONS

■ *Information Paper: A Statistical Definition of Homelessness*, Catalogue No. 4922.0.

EXPLANATORY NOTES *continued*

RELATED PUBLICATIONS

continued

- *Information Paper: Methodology for Estimating Homelessness from the Census of Population and Housing*, Catalogue No. 2049.0.55.001
- Homelessness Statistics – Q&A and Factsheets, online attached to Catalogue No. 2049.0.55.001.
- *Life After Homelessness*, Australian Social Trends, March 2012, Catalogue No. 4102.0.
- *Position Paper – ABS Review of Counting the Homeless Methodology*, Catalogue No. 2050.0.55.002.
- *Discussion Paper: Methodological Review of Counting the Homeless, 2006*, Catalogue No. 2050.0.55.001.
- *How Australia Takes a Census, 2006*, Catalogue No. 2903.0.
- *Census Dictionary, 2006*, Catalogue No. 2901.0.
- *Census of Population and Housing – Details of Undercount, Aug 2006*, Catalogue No. 2940.0.

APPENDIX 1 GREY NOMADS

INTRODUCTION

This Appendix presents information about people with 'no usual address' in 'visitor only households' who are not included in the ABS homeless operational group 'persons staying temporarily with other households'. They are excluded because, on balance, they were considered not to be homeless as their characteristics suggested that they were more likely to be on long-term holiday and travelling around Australia. There are two distinct groups:

- 'grey nomads'
- 'other travellers'

Grey nomads were in 'visitor only households', reporting 'no usual address', where all people were aged 55 years or over, were not in the labour force and were staying in a caravan, cabin or houseboat on Census Night.

Other travellers are the remaining persons in 'visitor only households' with 'no usual address' but who are not classified as homeless or as new migrants or returning Australians.

This Appendix commences by republishing the analysis of the grey nomad population reporting no usual address as presented in the *Position Paper – ABS Review of Counting the Homeless Methodology, Aug 2011* (cat. no. 2050.0.55.002). Note that the numbers in the *Position Paper* vary slightly from the numbers published in this publication: *Census of Population and Housing: Estimating Homelessness, 2006* (cat. no. 2049.0) due to rounding and slight changes made for the final ABS methodology.

Following the *Position Paper* analysis of grey nomads, final results for grey nomads for 2006, and analysis contrasting the grey nomad population with a group of 'older travellers'. Like grey nomads, older travellers are in 'visitor only households' where all people are aged 55 years or over, were not in the labour force and were staying in caravans, cabins or houseboats on Census Night. The only difference between these groups is that, unlike the grey nomads, older travellers reported having a usual address elsewhere in Australia.

Tables at the end of this Appendix cross-classify grey nomads and older travellers by key socio-demographic characteristics for 2006 and 2001.

'Visitor only households' with
'no usual address'

'Visitor only households' are those in which no occupants on Census Night reported that they were usual residents of the dwelling in which they were staying on Census Night. There were 11,415 people in 'visitor only households' in 2006 who reported that they did not have a usual address where they had lived, or intended to live, for six months or more during the Census year in 2006. These people were not classified as homeless 'persons staying temporarily with other households'.

GREY NOMADS

Grey nomads are a subset of visitor only household group reporting no usual address. They are defined as being in 'visitor only households' and reporting 'no usual address', where all people were aged 55 years or over, were not in the labour force and were staying in a caravan, cabin or houseboat on Census Night.

The majority of these grey nomads were enumerated in holiday destinations including the northern beaches in New South Wales, in Queensland, Northern Territory and northern Western Australia. This group does not include people who were staying with other households, such as with friends and relatives. Nor does it include those who were in the labour force (whether unemployed or employed). Those who were travelling with their children or other younger people are not classified as grey nomads in this group because everyone in the caravan, cabin, or houseboat was not 55 years or older.

APPENDIX 1 GREY NOMADS *continued*

GREY NOMADS *continued*

The February 2009 *Topical North Queensland Repositioning Study, Final Report*, prepared for the Department of Resources, Energy and Tourism, noted that:

'The grey nomads are a key part of the visitor mix for the parks, and the region needs to better consider the potential, of these and other domestic drive market travellers going forward. Whilst a proportion of the grey nomads will seek out the free overnight roadside or council showground parks, there is a group who will happily pay a premium for better located and equipped parks' (Department of Resources Energy and Tourism 2009 p. 42).

In the following year, the Department of Resources, Energy and Tourism's State of the Industry, 2010 report noted that:

'Whilst older age groups are currently increasing domestic travel they do not necessarily contribute significantly to total expenditure. The typical pattern for older 'grey nomads' is to travel for significant periods of time but spend relatively little money in destinations visited' (Department of Resources Energy and Tourism 2010 p. 13).

The way that the domestic tourism understands, targets and surveys this grey nomad population informed the approach that the ABS took in trying to classify this population in the analysis that was undertaken in forming estimates of homelessness.

The ABS classified 2,466 people as 'grey nomads'. Of these, 2,144 or 87% owned the dwelling outright (a caravan, cabin or houseboat), 30 were owners with a mortgage and 114 were renting the caravan, cabin, or houseboat.

A1.1 'GREY NOMADS'(a), Tenure type—2006(b)(c)

	no.
Owned outright	2 148
Owned with a mortgage	29
Being purchased under a rent/buy scheme	—
Rented	114
Being occupied rent-free	10
Being occupied under a life tenure scheme	—
Other tenure type	14
Not stated	152
Total	2 466

— nil or rounded to zero (including null cells)

- (a) 'Grey nomads' are those identified as people in dwellings where all people in the dwelling were aged 55 years and over, were not in the labour force, and were staying in caravans, cabins or houseboats, who reported having no usual address on Census night.
- (b) Cells in this table have been randomly adjusted to avoid the release of confidential data.
- (c) Numbers will differ slightly from those published in the Position Paper.

It is not possible to determine the relationships between the grey nomad visitors within these caravans, cabins, or houseboats because this information is not retained through Census processing. However most of these caravans and / or cabins had two people in them, (2,085 or 85%) and there were an even number of males and females. Of persons in a two person household, 92% were married. The ABS concluded that this group are predominantly people in couple relationships.

APPENDIX 1 GREY NOMADS *continued*

GREY NOMADS *continued*

A1.2 'GREY NOMADS'(a), Sex and Number of persons in dwelling—2006(b)(c)

	Male	Female	Total
	no.	no.	no.
1 person	286	91	377
2 persons	1 039	1 046	2 085
3 or more persons	3	3	6
Total	1 328	1 140	2 466

- (a) 'Grey nomads' are those identified as people in dwellings where all people in the dwelling were aged 55 years and over, were not in the labour force, and were staying in caravans, cabins or houseboats, who reported having no usual address on Census Night.
- (b) Cells in this table have been randomly adjusted to avoid the release of confidential data.
- (c) Numbers will differ slightly from those published in the Position Paper.

Just over 45% of persons in this group were in a Statistical Division in 2005 that was different to the Statistical Division of enumeration on Census Night 2006, and a further 40% reported 'no usual address' in 2005 indicating a number of this group could have been travelling in their 'caravan, cabin or houseboat' for some time (over 12 months). For the 1,831 persons who were in northern Australia on Census Night 2006 (defined as Queensland, Northern Territory and northern Western Australia), approximately half reported a usual residence in southern areas one or five years earlier. The ABS concluded that this group may own their homes down south while they travelled in the north in their caravans.

Many of the persons in this group (1,831), were enumerated in Statistical Local Areas that are prime tourist destinations in coastal areas of northern Australia. Some of the most common areas included Hervey Bay in Queensland (often dubbed the 'caravan capital of Australia'), along the coast north of Townsville, coastal area around Canarvon and Coral Bay in Western Australia, the tablelands west of Cairns and around Airlie Beach and the Whitsundays in Queensland. Approximately 80% of this group were located in a 'caravan/residential park or camping ground'.

APPENDIX 1 GREY NOMADS *continued*

GREY NOMADS *continued*

A1.3 'GREY NOMADS', WHETHER IN SAME STATISTICAL DIVISION 1 YEAR AGO, 2006(a), Whether in same Statistical Division 1 year ago—2006(b)

<i>Usual address 1 year ago in same SD of enumeration</i>	<i>no.</i>
Same as in 2006	186
Elsewhere in Australia	1 115
No Usual Address 2005	976
Not stated	116
Overseas in 2005	33
Undefined	40
Total	2 466

- (a) 'Grey nomads' are those identified as people in dwellings where all people in the dwelling were aged 55 years and over, were not in the labour force, and were staying in caravans, cabins or houseboats, who reported having no usual address on Census Night.
- (b) Cells in this table have been randomly adjusted to avoid the release of confidential data.

Income cannot be used as a factor to further refine this group because often grey nomads will be living off savings or smaller amounts from superannuation / annuities because they are retirees. 74% of grey nomads reported personal income of less than \$400 per week. Unfortunately, the Census does not give an indication of wealth, which would be useful to further distinguish this group from those with no wealth and in receipt of low incomes. Low incomes correlated with the industry views about grey nomads. As noted earlier that this travelling group have low total expenditure.

The group identified through the Census as 'grey nomads' increased between 2001 and 2006. In 2001 the number identified as 'grey nomads' was 1,670, or 15% of persons in 'visitor only households' with 'no usual address'. This rose to 22% in 2006. In 2001 the group had similar characteristics to those in 2006. For example, 81% reported fully owning their dwelling, 10 grey nomads were owners with a mortgage and 69 were renting the dwelling. Similar to 2006, most of these caravans / cabins had two people in them and had an even number of males and females in them. The majority (74%) were located in Northern parts of Australia and 71% of grey nomads reported a usual address elsewhere in 2000.

The *Position Paper* referred to a study conducted by Tourism WA and Tourism Research Australia (2007) entitled *Understanding the Caravan Industry in WA*, in 2006. Tourism WA and Tourism Research Australia conducted qualitative and quantitative components as part of their study. The qualitative work identified distinct groups of caravan park travellers including a group they titled 'grey nomads' which was defined as '*older age group (over 55 years) on an extended trip, often including travel to other states in Australia*'.

The quantitative component of the 2006 study (n=406) obtained information from travellers staying in Western Australian caravan parks between April and October 2006. The analysis showed that 40% of all travellers surveyed were grey nomads. Of these grey nomads 86% were adult couples; none were away for less than a month; 63% had more

APPENDIX 1 GREY NOMADS *continued*

GREY NOMADS *continued*

than three months away (mean number of nights was 212 or seven months); 88% had stayed in more than 20 caravan parks in the five years prior to the survey; all were visiting more than one state; none were travelling with children; and most grey nomads (91%) were retired and therefore had lower incomes (21% had incomes less than \$20,000 per annum, 50% reported incomes between \$20,000 and \$50,000 and 29% \$50,000 plus). All the grey nomads had visited states other than Western Australia.

The 2006 survey also collected information about the grey nomad's usual address finding that 88% reported a usual address interstate (not Western Australia) and 9% within Western Australia. The question seeking usual address information was a tick box question and provided no option for people to mark or write 'no usual address'. In addition, the term 'usual address' was not defined anywhere on the questionnaire, meaning the interpretation of 'usual address' was left to the respondent. The ABS therefore assumes that the definition was interpreted differently from the specific definition provided with the Census collection instrument.

Q35. Can you please tick your usual place of residence? (Please tick only one)

Perth metropolitan area.....	<input type="radio"/> 01
Other parts of WA	<input type="radio"/> 02
NSW	<input type="radio"/> 03
Vic	<input type="radio"/> 04
Qld	<input type="radio"/> 05
SA.....	<input type="radio"/> 06
Tasmania	<input type="radio"/> 07
Northern Territory.....	<input type="radio"/> 05
ACT	<input type="radio"/> 06

Overseas (Please write in country of residence) _____

OTHER TRAVELLERS

There are another 8,949 persons in 'visitor only households' with 'no usual address' who are classified as 'other travellers' and not included in the ABS homeless operational group 'persons staying temporarily with other households'. Other travellers are considered to be following a lifestyle choice of travelling from destination to destination on holiday or working. This group can be further divided based on their dwelling and tenure type.

*Other Travellers in caravans,
cabins or houseboats
(excluding grey nomads)*

Of the 8,949 other travellers, 3,474 persons were enumerated in a caravan, cabin or houseboat in the 2006 Census. Their Census characteristics were explored in the *Position Paper*, which concluded that these people were travelling around and have no usual address in the Census context because of their chosen lifestyle – they may well own a home elsewhere.

Of this group, 63% were in two person households on Census Night. Over three quarters (76%) fully owned or owned with a mortgage the caravan, cabin or houseboat that they were in on Census Night. Almost half (49%) of persons were aged over 50 years. For caravans, cabins and houseboats that were fully owned or owned with a mortgage, approximately 92% of persons were in a 'caravan, cabin, houseboat' that had two or more bedrooms, and over a third of persons had connection to the Internet, either through broadband, dial up or another connection. The large percentage reporting fully owning or owning their caravan with a mortgage indicates for many of this group their housing standards are a reflection of their lifestyle choices, rather than homelessness.

APPENDIX 1 GREY NOMADS *continued*

*Other Travellers in caravans,
cabins or houseboats
(excluding grey nomads)
continued*

A further 38% were employed, either full-time, part-time or currently away from work. Some of the most common occupations in this group included fruit or nut pickers (10%), fruit and vegetable packers (5%), commercial cleaners (4%) and truck drivers and sales assistants (3% each). Most of these occupations indicate seasonal work, which could indicate they may be travelling around Australia in a 'caravan, cabin or houseboat' taking up seasonal work to support their lifestyle.

A1.4 PERSONS IN VISITOR ONLY HOUSEHOLDS IN A CARAVAN, CABIN, OR HOUSEBOAT NOT APPEARING AS 'GREY NOMADS'(a)(b), Tenure type and Number of persons in dwelling—2006(c)

NUMBER OF PERSONS

	1 person	2 persons	3 persons	4 persons	5 or more persons	Total
	no.	no.	no.	no.	no.	no.
Owned outright	209	1 750	174	258	152	2 543
Owned with a mortgage	6	69	12	10	9	106
Being purchased under a rent/buy scheme	3	4	—	—	—	7
Rented	141	195	68	41	39	484
Being occupied rent-free	9	17	5	3	5	39
Being occupied under a life tenure scheme	—	—	—	—	—	—
Other tenure type	22	43	—	14	7	86
Not stated	79	106	10	4	10	209
Total	469	2 184	269	330	222	3 474

— nil or rounded to zero (including null cells)

(a) Except persons in caravans etc. in caravan park/residential park or camping ground who reported tenure of 'rent free' or 'rented' but didn't state their rent.

(b) 'Grey nomads' are those identified as people in dwellings where all people in the dwelling were aged 55 years and over, were not in the labour force, and were staying in caravans, cabins or houseboats, who reported having no usual address on Census Night.

(c) Cells in this table have been randomly adjusted to avoid the release of confidential data.

APPENDIX 1 GREY NOMADS *continued*

*Other Travellers in caravans,
cabins or houseboats
(excluding grey nomads)
continued*

A1.5 PERSONS IN VISITOR ONLY HOUSEHOLDS IN A CARAVAN, CABIN OR HOUSEBOAT NOT APPEARING AS 'GREY NOMADS'(a)(b), Labour force status—2006(c)

	no.
Employed – worked full-time	794
Employed – worked part-time	399
Employed – away from work	139
Unemployed – looking for full-time work	182
Unemployed – looking for part-time work	128
Not in the labour force	1 434
Not stated	69
Not applicable(d)	329
Total	3 474

- (a) Except persons in caravans etc. in caravan park/residential park or camping ground who reported tenure of 'rent free' or 'rented' but didn't state their rent.
- (b) 'Grey nomads' are those identified as people in dwellings where all people in the dwelling were aged 55 years and over, were not in the labour force, and were staying in caravans, cabins or houseboats, who reported having no usual address on Census Night.
- (c) Cells in this table have been randomly adjusted to avoid the release of confidential data.
- (d) Includes children aged under 15 years.

A1.6 PERSONS IN VISITOR ONLY HOUSEHOLDS IN A CARAVAN, CABIN OR HOUSEBOAT NOT APPEARING AS 'GREY NOMADS'(a)(b), Dwelling location—2006(c)

	no.
Caravan/residential park or camping ground	2 786
Marina	82
Other	606
Total	3 474

- (a) Except persons in caravan etc in caravan park/residential park or camping ground who reported tenure of 'rent free' or 'rented' but didn't state their rent.
- (b) 'Grey nomads' are those identified as people in dwellings where all people in the dwelling were aged 55 years and over, were not in the labour force, and were staying in caravans, cabins or houseboats, who reported having no usual address on Census Night.
- (c) Cells in this table have been randomly adjusted to avoid the release of confidential data.

*Other travellers residing in
their second dwelling /
holiday home*

Of the 8,949 other travellers, 2,350 persons with no usual address and in visitor only households were staying in dwellings (which were not caravans, cabins, or houseboats) which were fully owned or owned with a mortgage. Based on the analysis below, these people were classified into one of the following groups: people staying in their second dwelling, for example the dwelling was either a holiday home or that these people move frequently for employment reasons and split their usual residence between two (or more dwellings); or that they were in the process of moving (possibly to start retirement) and had moved from a former usual address.

APPENDIX 1 GREY NOMADS *continued*

*Other travellers residing in
their second dwelling /
holiday home continued*

Over two-thirds of persons in this group were in a dwelling with three or more bedrooms (Table A1.7). For those persons in a dwelling that was 'owned with a mortgage' (29%) and with a stated housing loan repayment, 94% had monthly repayments greater than \$400, and approximately 60% had monthly repayments greater than \$1,000.

Approximately half (48%) of this group were aged 50 years or over (Table A1.8) and 44% (Table A1.9) were not in the labour force which indicates some of the reporting of no usual address could indicate arrangements due to retirement lifestyle choices.

A1.7 PERSONS IN VISITOR ONLY HOUSEHOLDS WHICH WERE FULLY OWNED OR OWNED WITH A MORTGAGE, Number of bedrooms—2006(a)

Number of bedrooms	no.
None (includes bedsitters)	135
1 bedroom	158
2 bedrooms	464
3 bedrooms	1 027
4 bedrooms	456
5 or more bedrooms	97
Not stated	10
Not applicable	3
Total	2 350

(a) Cells in this table have been randomly adjusted to avoid the release of confidential data.

A1.8 PERSONS IN VISITOR ONLY HOUSEHOLDS WHICH WERE FULLY OWNED OR OWNED WITH A MORTGAGE, Age group and number of persons in dwelling—2006(a)

NUMBER OF PERSONS

Age group (years)	1 person	2 persons	3 persons	4 persons	5 or more persons	Total
	no.	no.	no.	no.	no.	no.
0–9	—	9	46	69	37	161
10–19	4	16	15	22	28	85
20–29	80	111	43	13	17	264
30–39	148	121	63	57	20	409
40–49	120	93	40	29	16	298
50–59	153	272	31	15	6	477
60–69	111	286	21	10	5	433
70–79	64	79	8	7	3	161
80+	32	24	3	3	—	62
Total	712	1 011	270	225	132	2 350

— nil or rounded to zero (including null cells)

(a) Cells in this table have been randomly adjusted to avoid the release of confidential data.

APPENDIX 1 GREY NOMADS *continued*

*Other travellers residing in
their second dwelling /
holiday home continued*

A1.9 PERSONS IN VISITOR ONLY HOUSEHOLDS WHICH WERE FULLY OWNED OR OWNED WITH A MORTGAGE BY LABOUR FORCE STATUS, Labour force status—2006(a)

	no.
Employed – worked full-time	599
Employed – worked part-time	248
Employed – away from work	88
Unemployed – looking for full-time work	70
Unemployed – looking for part-time work	35
Not in the labour force	1 036
Not stated	68
Not applicable(b)	206
Total	2 350

(a) Cells in this table have been randomly adjusted to avoid the release of confidential data.

(b) Includes children aged under 15 years.

*Other travellers moving
around for work*

There were another 2,957 of the 8,949 other travellers in 'visitor only households' who were renting dwellings which were not caravans, cabins or houseboats and who are not classified as homeless. Based on the analysis below it was concluded that these people were movers, temporarily accommodated in their new city or town, and who on Census Night were unable to report a usual address. Table A1.10 shows that of those who reported a weekly rent payment, 60% paid \$200 or more per week. For the same period, SIH 2005–06 showed that the average rent for those with a private landlord was \$223 per week (ABS 2007b). This indicates that the majority of these people were paying market rent. The SIH also showed that the average number of bedrooms per dwelling in 2005–06 was 3.06. For these visitor only dwellings in the Census, 40% were in a dwelling with two bedrooms, and a further 44% were in a dwelling with three or more bedrooms (Table A1.11).

40% of this group were classified as 'not in the labour force', a further 40% were employed (either full-time, part-time or away from work) and 7% were unemployed (Table A1.12). For persons that were employed the most common occupations included sales assistants, retail managers, waiters and chefs which can be high turnover occupations. The Methodological Review concluded that because people are in these types of occupations some of this group may not have stayed, or be intending to stay, at a particular address for six months or more.

A quarter of this group were aged between 20 and 29 years and another 20% were aged between 30 and 39 years (Table A1.12). Over 20% of this group were overseas in the year before the Census and 25% were in a different Statistical Division to their Statistical Division of enumeration (Table A1.13). Some of these movers may be temporarily accommodated in their new city or town, and on Census Night would be unable to report a usual address where they would be staying for six months or more in the Census year. Over two-thirds were in 'major cities of Australia' and the five Statistical Local Areas that were the most common places of enumeration included Surfers Paradise, North Sydney, inner city Newcastle, and Fairfield and Blacktown in Sydney.

APPENDIX 1 GREY NOMADS *continued*

Other travellers moving
around for work *continued*

A1.10 PERSONS WHO ARE IN VISITOR ONLY HOUSEHOLDS, NOT IN A CARAVAN, CABIN OR HOUSEBOAT, RENTING, Weekly rent payments—2006(a)

<i>Weekly rent payments</i>	<i>no.</i>
\$0–\$49	52
\$50–\$99	242
\$100–\$149	346
\$150–\$199	350
\$200–\$249	343
\$250–\$299	264
\$300–\$349	186
\$350–\$449	224
\$450–\$549	148
\$550 or more	311
Not stated	491

Total 2 957

(a) Cells in this table have been randomly adjusted to avoid the release of confidential data.

A1.11 PERSONS WHO ARE IN VISITOR ONLY HOUSEHOLDS, NOT IN A CARAVAN, CABIN OR HOUSEBOAT, RENTING, Number of bedrooms—2006(a)

<i>Number of bedrooms</i>	<i>no.</i>
None (includes bedsitters)	92
1 bedroom	385
2 bedrooms	1 156
3 bedrooms	974
4 bedrooms	237
5 or more bedrooms	85
Not stated	28

Total 2 957

(a) Cells in this table have been randomly adjusted to avoid the release of confidential data.

APPENDIX 1 GREY NOMADS *continued*

A1.12 PERSONS WHO ARE IN VISITOR ONLY HOUSEHOLDS, NOT IN A CARAVAN, CABIN OR HOUSEBOAT, RENTING, Age group and labour force status—2006(a)

LABOUR FORCE STATUS

Age Group (years)	Employed – worked full-time	Employed – worked part-time	Employed – away from work	Unemployed – looking for full-time work	Unemployed – looking for part-time work	Not in the labour force	Not stated	Not applicable	Total
	no.	no.	no.	no.	no.	no.	no.	no.	no.
0–9	—	—	—	—	—	—	—	351	351
10–19	25	21	3	10	6	112	3	114	294
20–29	293	102	28	38	24	265	11	—	761
30–39	205	65	20	46	18	191	5	—	550
40–49	121	47	15	37	6	158	12	—	396
50–59	100	35	10	23	5	150	10	—	333
60–69	24	18	9	4	3	92	9	—	159
70–79	3	—	3	—	—	59	14	—	79
80 or over	3	—	3	—	—	22	6	—	34
Total	774	288	91	158	62	1 049	70	465	2 957

— nil or rounded to zero (including null cells)

(a) Cells in this table have been randomly adjusted to avoid the release of confidential data.

Other travellers moving around for work continued

A1.13 PERSONS WHO ARE IN VISITOR ONLY HOUSEHOLDS, NOT IN A CARAVAN, CABIN OR HOUSEBOAT, RENTING, Whether in same Statistical Division 1 year ago—2006(a)

Usual address 1 year ago in same SD of enumeration	no.
Same as in 2006	844
Elsewhere in Australia	720
No usual address 2005	581
Not stated	180
Overseas in 2005	607
Undefined	25

Total **2 957**

(a) Cells in this table have been randomly adjusted to avoid the release of confidential data.

APPENDIX 1 GREY NOMADS *continued*

GREY NOMADS COMPARED TO OLDER TRAVELLERS

To understand grey nomads further, it is useful to compare them to older travellers who had the same key characteristics but reported a usual address elsewhere in Australia on Census Night.

The following tables and analysis compares grey nomads to older travellers, showing the similarities between the two groups.

Like grey nomads, older travellers are in 'visitor only households' are defined where all people in the dwelling are aged 55 years or over, were not in the labour force and were staying in caravans, cabins or houseboats on Census Night. The only difference is that, unlike the grey nomads, older travellers reported having a usual address elsewhere, for six months or more in the year of the Census. Tables A1.14–1.17 in this Appendix contrast the characteristics of older travellers with grey nomads on Census Night.

The ABS has classified 34,854 people as older travellers on Census Night in 2006. Like grey nomads, the majority (82%) of older travellers owned their caravan, cabin or houseboat, with a small proportion (8%) renting (compared to 87% and 5% respectively for grey nomads). Older travellers had similarly low incomes, with 66% earning less than \$400 per week in personal income compared to 74% of grey nomads. The majority of both groups were enumerated in two-person dwellings, with 94% of older travellers and 85% of grey nomads enumerated in a caravan, cabin or houseboat that contained only two people on Census Night.

Older travellers and grey nomads were distributed similarly across remoteness areas, with 39% of older travellers and 33% of grey nomads being enumerated in major cities or inner regional Australia. Similar to grey nomads, the majority of older travellers were enumerated in Queensland (both 49%). Older travellers have a reported 'State of usual residence' and this item shows that, although 49% of them were enumerated in Queensland, only 13% were usual residents there. In addition, although 33% of older travellers permanently resided in Victoria, only 2% were staying there in winter, during Census enumeration. The Census is run in August each year which is the dry season in the north of Australia and winter in the south of Australia. Since the grey nomad population reported no usual residence, their 'State of enumeration' and their assumed 'State of usual residence' do not differ. The low percentage of grey nomads enumerated in Victoria (4%), and the high proportion enumerated in Queensland (49%) suggests that they are also on holidays (in similar locations to the older traveller group on Census Night) but for longer-term stays.

APPENDIX 1 GREY NOMADS *continued*

A1.14 VISITORS ON CENSUS NIGHT IN CARAVANS, CABINS OR HOUSEBOATS(a), Grey Nomads and Older Travellers—Number of persons by selected characteristics—2006(b)(c)

	Grey nomads (d)	Older travellers(e)
	no.	no.
Age group (years)		
55–64	1 494	13 545
65–74	881	17 147
75 and over	93	4 162
Sex		
Male	1 328	17 675
Female	1 140	17 179
Indigenous status		
Indigenous	13	101
Non-Indigenous	2 423	34 307
Not stated	31	447
Registered marital status		
Never married	67	303
Widowed	105	1 305
Divorced	272	1 505
Separated	84	290
Married	1 939	31 452
State or territory of usual residence		
New South Wales	335	8 332
Victoria	89	11 373
Queensland	1 215	4 571
South Australia	103	3 869
Western Australia	446	4 982
Tasmania	21	1 231
Northern Territory	259	44
Australian Capital Territory	—	452
State or territory enumerated in on Census night		
New South Wales	334	6 213
Victoria	92	794
Queensland	1 221	17 075
South Australia	102	1 264
Western Australia	444	7 013
Tasmania	17	71
Northern Territory	258	2 412
Australian Capital Territory	—	12
Remoteness		
Major Cities of Australia	296	5 122
Inner Regional Australia	525	8 458
Outer Regional Australia	832	9 149
Remote Australia	425	6 004
Very Remote Australia	388	6 123

— nil or rounded to zero (including null cells)

(a) 'Grey nomads' and 'Older travellers' are not considered to be homeless.

(b) Cells in this table have been randomly adjusted to avoid the release of confidential data. As a result cells may not add to the totals.

(c) Categories are mutually exclusive, therefore people appearing as 'Grey nomads' will not appear in the category 'Older travellers'.

(d) 'Grey nomads' are those identified as persons in dwellings where all persons in the dwelling were aged 55 years and over, were not in the labour force, and were staying in caravans, cabins or houseboats, who reported having no usual address on Census night.

(e) 'Older travellers' are those identified as persons in dwellings where all persons in the dwelling were aged 55 years and over, were not in the labour force, and were staying in caravans, cabins or houseboats, who reported a usual address on Census night.

APPENDIX 1 GREY NOMADS *continued*

A1.14 VISITORS ON CENSUS NIGHT IN CARAVANS, CABINS OR HOUSEBOATS(a), Grey Nomads and Older Travellers—Number of persons by selected characteristics—2006(b)(c) *continued*

	Grey nomads (d)	Older travellers(e)
	no.	no.
Number of persons in the dwelling		
1 person	377	1 593
2 persons	2 085	32 757
3 persons	6	306
4 persons	—	176
5 or more persons	—	22

— nil or rounded to zero (including null cells)

(a) 'Grey nomads' and 'Older travellers' are not considered to be homeless.

(b) Cells in this table have been randomly adjusted to avoid the release of confidential data. As a result cells may not add to the totals.

(c) Categories are mutually exclusive, therefore people appearing as 'Grey nomads' will not appear in the category 'Older travellers'.

(d) 'Grey nomads' are those identified as persons in dwellings where all persons in the dwelling were aged 55 years and over, were not in the labour force, and were staying in caravans, cabins or houseboats, who reported having no usual address on Census night.

(e) 'Older travellers' are those identified as persons in dwellings where all persons in the dwelling were aged 55 years and over, were not in the labour force, and were staying in caravans, cabins or houseboats, who reported a usual address on Census night.

APPENDIX 1 GREY NOMADS *continued*

GREY NOMADS COMPARED TO
OLDER TRAVELLERS *continued*

A1.14 VISITORS ON CENSUS NIGHT IN CARAVANS, CABINS OR
HOUSEBOATS(a), Grey Nomads and Older Travellers—Number
of persons by selected characteristics—2006(b)(c) *continued*

	Grey nomads (d)	Older travellers(e)
	no.	no.
Tenure type		
Fully owned	2 148	28 436
Being purchased	29	298
Being purchased under a rent/buy scheme	—	12
Rented	114	2 839
Being occupied rent-free	10	201
Being occupied under a life tenure scheme	—	110
Other tenure type	14	322
Not stated	152	2 637
Weekly personal income		
Under \$400(f)	1 819	22 963
\$400–\$599	395	6 374
\$600–\$799	106	2 405
\$800 and over	99	2 349
Not stated	47	765
Level of Highest Educational Attainment		
Bachelor Degree or above	172	2 400
Advanced Diploma and Diploma	150	2 730
Certificate III & IV level	470	6 330
Year 12	204	2 599
Year 11	113	1 720
Year 10	537	7 189
Below Year 10(g)(h)	575	8 258
Not stated or inadequately described	244	3 631
Country of birth(i)		
Australia(j)	1 773	27 315
Overseas	642	6 571
Need for assistance with core activities		
Has need for assistance with core activities	208	1 786
Does not have need for assistance with core activities	2 243	32 847
Not stated	18	220
Voluntary work for an organisation or group		
Volunteer	258	9 366
Not a volunteer	2 125	24 067
Not stated	84	1 422
Total persons	2 466	34 854

— nil or rounded to zero (including null cells)

(a) 'Grey nomads' and 'Older travellers' are not considered to be homeless.

(b) Cells in this table have been randomly adjusted to avoid the release of confidential data. As a result cells may not add to the totals.

(c) Categories are mutually exclusive, therefore people appearing as 'Grey nomads' will not appear in the category 'Older travellers'.

(d) 'Grey nomads' are those identified as persons in dwellings where all persons in the dwelling were aged 55 years and over, were not in the labour force, and were staying in caravans, cabins or houseboats, who reported having no usual address on Census night.

(e) 'Older travellers' are those identified as persons in dwellings where all persons in the dwelling were aged 55 years and over, were not in the labour force, and were staying in caravans, cabins or houseboats, who reported a usual address on Census night.

(f) Includes negative and nil income.

(g) Includes persons who have completed a Certificate I or II as their highest non-school qualification but whose highest year of school completed was below Year 10.

(h) Includes persons with no educational attainment.

(i) Excludes inadequately described, at sea, not elsewhere classified or not stated.

(j) Includes external territories and Norfolk Island.

APPENDIX 1 GREY NOMADS *continued*

A1.15 VISITORS ON CENSUS NIGHT IN CARAVANS, CABINS OR HOUSEBOATS(a), Grey Nomads and Older Travellers—Proportion of persons by selected characteristics—2006(b)(c)

		Grey nomads (d)	Older travellers(e)
Age group (years)			
55–64	%	60.5	38.9
65–74	%	35.7	49.2
75 and over	%	3.8	11.9
Sex			
Male	%	53.8	50.7
Female	%	46.2	49.3
Indigenous status			
Indigenous	%	0.5	0.3
Non-Indigenous	%	98.2	98.4
Not stated	%	1.3	1.3
Registered marital status			
Never married	%	2.7	0.9
Widowed	%	4.3	3.7
Divorced	%	11.0	4.3
Separated	%	3.4	0.8
Married	%	78.6	90.2
State or territory of usual residence			
New South Wales	%	13.6	23.9
Victoria	%	3.6	32.6
Queensland	%	49.2	13.1
South Australia	%	4.2	11.1
Western Australia	%	18.1	14.3
Tasmania	%	0.9	3.5
Northern Territory	%	10.5	0.1
Australian Capital Territory	%	—	1.3
State or territory enumerated in on Census night			
New South Wales	%	13.5	17.8
Victoria	%	3.7	2.3
Queensland	%	49.5	49.0
South Australia	%	4.1	3.6
Western Australia	%	18.0	20.1
Tasmania	%	0.7	0.2
Northern Territory	%	10.5	6.9
Australian Capital Territory	%	—	—
Remoteness			
Major Cities of Australia	%	12.0	14.7
Inner Regional Australia	%	21.3	24.3
Outer Regional Australia	%	33.7	26.2
Remote Australia	%	17.2	17.2
Very Remote Australia	%	15.7	17.6
Number of persons in the dwelling			
1 person	%	15.3	4.6
2 persons	%	84.5	94.0
3 persons	%	0.2	0.9
4 persons	%	—	0.5
5 or more persons	%	—	0.1

— nil or rounded to zero (including null cells)

(a) 'Grey nomads' and 'Older travellers' are not considered to be homeless.

(b) Cells in this table have been randomly adjusted to avoid the release of confidential data. As a result cells may not add to the totals.

(c) Categories are mutually exclusive, therefore people appearing as 'Grey nomads' will not appear in the category 'Older travellers'.

(d) 'Grey nomads' are those identified as persons in dwellings where all persons in the dwelling were aged 55 years and over, were not in the labour force, and were staying in caravans, cabins or houseboats, who reported having no usual address on Census night.

(e) 'Older travellers' are those identified as persons in dwellings where all persons in the dwelling were aged 55 years and over, were not in the labour force, and were staying in caravans, cabins or houseboats, who reported a usual address on Census night.

APPENDIX 1 GREY NOMADS *continued*

VISITORS ON CENSUS NIGHT IN CARAVANS, CABINS OR HOUSEBOATS(a), Grey Nomads and Older Travellers—Proportion of persons by selected characteristics—2006(b)(c)

A1.15 *continued*

		Grey nomads (d)	Older travellers(e)
Tenure type			
Fully owned	%	87.1	81.6
Being purchased	%	1.2	0.9
Being purchased under a rent/buy scheme	%	—	—
Rented	%	4.6	8.1
Being occupied rent-free	%	0.4	0.6
Being occupied under a life tenure scheme	%	—	0.3
Other tenure type	%	0.6	0.9
Not stated	%	6.2	7.6
Weekly personal income			
Under \$400(f)	%	73.8	65.9
\$400–\$599	%	16.0	18.3
\$600–\$799	%	4.3	6.9
\$800 and over	%	4.0	6.7
Not stated	%	1.9	2.2
Level of Highest Educational Attainment			
Bachelor Degree or above	%	7.0	6.9
Advanced Diploma and Diploma	%	6.1	7.8
Certificate III & IV level	%	19.1	18.2
Year 12	%	8.3	7.5
Year 11	%	4.6	4.9
Year 10	%	21.8	20.6
Below Year 10(g)(h)	%	23.3	23.7
Not stated or inadequately described	%	9.9	10.4
Country of Birth(i)			
Australia(j)	%	71.8	78.4
Overseas	%	26.0	18.9
Need for assistance with core activities			
Has need for assistance with core activities	%	8.4	5.1
Does not have need for assistance with core activities	%	90.8	94.2
Not stated	%	0.7	0.6
Voluntary work for an organisation or group			
Volunteer	%	10.5	26.9
Not a volunteer	%	86.1	69.0
Not stated	%	3.4	4.1
Total persons	%	100.0	100.0
Total persons	no.	2 466	34 854

— nil or rounded to zero (including null cells)

(a) 'Grey nomads' and 'Older travellers' are not considered to be homeless.

(b) Cells in this table have been randomly adjusted to avoid the release of confidential data. As a result cells may not add to the totals.

(c) Categories are mutually exclusive, therefore people appearing as 'Grey nomads' will not appear in the category 'Older travellers'.

(d) 'Grey nomads' are those identified as persons in dwellings where all persons in the dwelling were aged 55 years and over, were not in the labour force, and were staying in caravans, cabins or houseboats, who reported having no usual address on Census night.

(e) 'Older travellers' are those identified as persons in dwellings where all persons in the dwelling were aged 55 years and over, were not in the labour force, and were staying in caravans, cabins or houseboats, who reported a usual address on Census night.

(f) Includes negative and nil income.

(g) Includes persons who have completed a Certificate I or II as their highest non-school qualification but whose highest year of school completed was below Year 10.

(h) Includes persons with no educational attainment.

(i) Excludes inadequately described, at sea, not elsewhere classified or not stated.

(j) Includes External territories and Norfolk Island.

APPENDIX 1 GREY NOMADS *continued*

A1.16 VISITORS ON CENSUS NIGHT IN CARAVANS, CABINS OR HOUSEBOATS(a), Grey Nomads and Older Travellers—Number of persons by selected characteristics—2001(b)(c)

	Grey nomads (d)	Older travellers(e)
	no.	no.
Age group (years)		
55–64	1 104	14 627
65–74	505	15 932
75 and over	62	3 444
Sex		
Male	909	17 511
Female	763	16 491
Indigenous status		
Indigenous	12	84
Non-Indigenous	1 642	33 486
Not stated	18	432
Registered marital status		
Never married	45	327
Widowed	68	1 538
Divorced	156	1 228
Separated	57	335
Married	1 344	30 576
State or territory of usual residence		
New South Wales	207	8 632
Victoria	50	10 711
Queensland	819	4 672
South Australia	74	3 607
Western Australia	357	4 783
Tasmania	8	980
Northern Territory	156	204
Australian Capital Territory	—	411
State or territory enumerated in on Census night		
New South Wales	203	6 023
Victoria	48	889
Queensland	823	16 813
South Australia	74	1 072
Western Australia	358	6 893
Tasmania	8	54
Northern Territory	156	2 257
Australian Capital Territory	3	—
Remoteness		
Major Cities of Australia	222	2 955
Inner Regional Australia	341	8 518
Outer Regional Australia	560	11 086
Remote Australia	294	5 674
Very Remote Australia	253	5 771

— nil or rounded to zero (including null cells)

- (a) 'Grey nomads' and 'Older travellers' are not considered to be homeless.
- (b) Cells in this table have been randomly adjusted to avoid the release of confidential data. As a result cells may not add to the totals.
- (c) Categories are mutually exclusive, therefore people appearing as 'Grey nomads' will not appear in the category 'Older travellers'.
- (d) 'Grey nomads' are those identified as persons in dwellings where all persons in the dwelling were aged 55 years and over, were not in the labour force, and were staying in caravans, cabins or houseboats, who reported having no usual address on Census night.
- (e) 'Older travellers' are those identified as persons in dwellings where all persons in the dwelling were aged 55 years and over, were not in the labour force, and were staying in caravans, cabins or houseboats, who reported a usual address on Census night.

APPENDIX 1 GREY NOMADS *continued*

A1.16 VISITORS ON CENSUS NIGHT IN CARAVANS, CABINS OR HOUSEBOATS(a), Grey Nomads and Older Travellers—Number of persons by selected characteristics—2001(b)(c) *continued*

	Grey nomads (d)	Older travellers(e)
	no.	no.
Number of persons in the dwelling		
1 person	237	2 092
2 persons	1 432	31 293
3 persons	3	364
4 persons	—	227
5 or more persons	—	26

— nil or rounded to zero (including null cells)

(a) 'Grey nomads' and 'Older travellers' are not considered to be homeless.

(b) Cells in this table have been randomly adjusted to avoid the release of confidential data. As a result cells may not add to the totals.

(c) Categories are mutually exclusive, therefore people appearing as 'Grey nomads' will not appear in the category 'Older travellers'.

(d) 'Grey nomads' are those identified as persons in dwellings where all persons in the dwelling were aged 55 years and over, were not in the labour force, and were staying in caravans, cabins or houseboats, who reported having no usual address on Census night.

(e) 'Older travellers' are those identified as persons in dwellings where all persons in the dwelling were aged 55 years and over, were not in the labour force, and were staying in caravans, cabins or houseboats, who reported a usual address on Census night.

APPENDIX 1 GREY NOMADS *continued*

GREY NOMADS COMPARED TO
OLDER TRAVELLERS *continued*

A1.16 VISITORS ON CENSUS NIGHT IN CARAVANS, CABINS OR
HOUSEBOATS(a), Grey Nomads and Older Travellers—Number
of persons by selected characteristics—2001(b)(c) *continued*

	Grey nomads (d)	Older travellers(e)
	no.	no.
Tenure type		
Fully owned	1 353	27 031
Being purchased	10	179
Being purchased under a rent/buy scheme	—	10
Rented	69	2 164
Being occupied rent-free	19	241
Being occupied under a life tenure scheme	—	89
Other tenure type	102	1 492
Not stated	120	2 795
Weekly personal income		
Under \$400(f)	1 396	26 679
\$400–\$599	155	4 123
\$600–\$799	48	1 278
\$800 and over	23	812
Not stated	49	1 111
Level of Highest Educational Attainment		
Bachelor Degree or above	92	1 872
Advanced Diploma and Diploma	98	2 138
Certificate III & IV level	308	5 962
Year 12	135	2 274
Year 11	74	1 404
Year 10	352	6 422
Below Year 10(g)(h)	446	10 130
Not stated or inadequately described	165	3 802
Country of birth(i)		
Australia(j)	1 182	26 827
Overseas	469	6 370
Total persons	1 670	34 003

— nil or rounded to zero (including null cells)

(a) 'Grey nomads' and 'Older travellers' are not considered to be homeless.

(b) Cells in this table have been randomly adjusted to avoid the release of confidential data. As a result cells may not add to the totals.

(c) Categories are mutually exclusive, therefore people appearing as 'Grey nomads' will not appear in the category 'Older travellers'.

(d) 'Grey nomads' are those identified as persons in dwellings where all persons in the dwelling were aged 55 years and over, were not in the labour force, and were staying in caravans, cabins or houseboats, who reported having no usual address on Census night.

(e) 'Older travellers' are those identified as persons in dwellings where all persons in the dwelling were aged 55 years and over, were not in the labour force, and were staying in caravans, cabins or houseboats, who reported a usual address on Census night.

(f) Includes negative and nil income.

(g) Includes persons who have completed a Certificate I or II as their highest non-school qualification but whose highest year of school completed was below Year 10.

(h) Includes persons with no educational attainment.

(i) Excludes inadequately described, at sea, not elsewhere classified or not stated.

(j) Includes external territories and Norfolk Island.

APPENDIX 1 GREY NOMADS *continued*

A1.17 VISITORS ON CENSUS NIGHT IN CARAVANS, CABINS OR HOUSEBOATS(a), Grey Nomads and Older Travellers—Proportion of persons by selected characteristics—2001(b)(c)

		Grey nomads (d)	Older travellers(e)
Age group (years)			
55–64	%	66.1	43.0
65–74	%	30.2	46.9
75 and over	%	3.7	10.1
Sex			
Male	%	54.4	51.5
Female	%	45.6	48.5
Indigenous status			
Indigenous	%	0.7	0.2
Non-Indigenous	%	98.2	98.5
Not stated	%	1.1	1.3
Registered marital status			
Never married	%	2.7	1.0
Widowed	%	4.1	4.5
Divorced	%	9.3	3.6
Separated	%	3.4	1.0
Married	%	80.5	89.9
State or territory of usual residence			
New South Wales	%	12.4	25.4
Victoria	%	3.0	31.5
Queensland	%	49.0	13.7
South Australia	%	4.4	10.6
Western Australia	%	21.4	14.1
Tasmania	%	0.5	2.9
Northern Territory	%	9.3	0.6
Australian Capital Territory	%	—	1.2
State or territory enumerated in on Census night			
New South Wales	%	12.1	17.7
Victoria	%	2.9	2.6
Queensland	%	49.2	49.4
South Australia	%	4.4	3.2
Western Australia	%	21.4	20.3
Tasmania	%	0.5	0.2
Northern Territory	%	9.3	6.6
Australian Capital Territory	%	0.2	—
Remoteness			
Major Cities of Australia	%	13.3	8.7
Inner Regional Australia	%	20.4	25.0
Outer Regional Australia	%	33.5	32.6
Remote Australia	%	17.6	16.7
Very Remote Australia	%	15.1	17.0
Number of persons in the dwelling			
1 person	%	14.2	6.2
2 persons	%	85.6	92.0
3 persons	%	0.2	1.1
4 persons	%	—	0.7
5 or more persons	%	—	0.1

— nil or rounded to zero (including null cells)

(a) 'Grey nomads' and 'Older travellers' are not considered to be homeless.

(b) Cells in this table have been randomly adjusted to avoid the release of confidential data. As a result cells may not add to the totals.

(c) Categories are mutually exclusive, therefore people appearing as 'Grey nomads' will not appear in the category 'Older travellers'.

(d) 'Grey nomads' are those identified as persons in dwellings where all persons in the dwelling were aged 55 years and over, were not in the labour force, and were staying in caravans, cabins or houseboats, who reported having no usual address on Census night.

(e) 'Older travellers' are those identified as persons in dwellings where all persons in the dwelling were aged 55 years and over, were not in the labour force, and were staying in caravans, cabins or houseboats, who reported a usual address on Census night.

APPENDIX 1 GREY NOMADS *continued*

GREY NOMADS COMPARED TO
OLDER TRAVELLERS *continued*

A1.17 VISITORS ON CENSUS NIGHT IN CARAVANS, CABINS OR
HOUSEBOATS(a), Grey Nomads and Older
Travellers—Proportion of persons by selected
characteristics—2001(b)(c) *continued*

		Grey nomads (d)	Older travellers(e)
Tenure type			
Fully owned	%	80.9	79.5
Being purchased	%	0.6	0.5
Being purchased under a rent/buy scheme	%	—	—
Rented	%	4.1	6.4
Being occupied rent-free	%	1.1	0.7
Being occupied under a life tenure scheme	%	—	0.3
Other tenure type	%	6.1	4.4
Not stated	%	7.2	8.2
Weekly personal income			
Under \$400(f)	%	83.5	78.5
\$400–\$599	%	9.3	12.1
\$600–\$799	%	2.9	3.8
\$800 and over	%	1.4	2.4
Not stated	%	2.9	3.3
Level of Highest Educational Attainment			
Bachelor Degree or above	%	5.5	5.5
Advanced Diploma and Diploma	%	5.9	6.3
Certificate III & IV level	%	18.4	17.5
Year 12	%	8.1	6.7
Year 11	%	4.4	4.1
Year 10	%	21.1	18.9
Below Year 10(g)(h)	%	26.7	29.8
Not stated or inadequately described	%	9.9	11.2
Country of birth(i)			
Australia(j)	%	70.7	78.9
Overseas	%	28.1	18.7
Total persons	%	100.0	100.0
Total persons	no.	1 670	34 003

— nil or rounded to zero (including null cells)

(a) 'Grey nomads' and 'Older travellers' are not considered to be homeless.

(b) Cells in this table have been randomly adjusted to avoid the release of confidential data. As a result cells may not add to the totals.

(c) Categories are mutually exclusive, therefore people appearing as 'Grey nomads' will not appear in the category 'Older travellers'.

(d) 'Grey nomads' are those identified as persons in dwellings where all persons in the dwelling were aged 55 years and over, were not in the labour force, and were staying in caravans, cabins or houseboats, who reported having no usual address on Census night.

(e) 'Older travellers' are those identified as persons in dwellings where all persons in the dwelling were aged 55 years and over, were not in the labour force, and were staying in caravans, cabins or houseboats, who reported a usual address on Census night.

(f) Includes negative and nil income.

(g) Includes persons who have completed a Certificate I or II as their highest non-school qualification but whose highest year of school completed was below Year 10.

(h) Includes persons with no educational attainment.

(i) Excludes inadequately described, at sea, not elsewhere classified or not stated.

(j) Includes external territories and Norfolk Island.

APPENDIX 2 COMPARISON BETWEEN CENSUS AND AIHW SAAP DATA 2006

2006 COMPARISON BETWEEN CENSUS ESTIMATE OF SAAP AND AIHW SAAP

In the 2006 Census, dwellings were flagged in Census processing as Supported Accommodation Assistance Program (SAAP) dwellings based on lists of hostels for the homeless, night shelters and refuges prepared by Census (3,405) people were enumerated in these dwellings which were not captured by other strategies; supported by lists provided by States and Territories, and/or when Census forms completed by people staying in SAAP dwellings had a Census-supplied green sticker affixed to their Census forms. However, it is possible that the lists developed by or provided to ABS may have missed some SAAP dwellings, and some forms may not have had green stickers affixed to their Census returns.

Australian Institute of Health and Welfare (AIHW) data on the number of people reported by SAAP services who, on Census night, were in SAAP accommodation has been compared to the Census estimates. As shown in the following table (excluding Victoria), the population of people enumerated using the three Census strategies aligns reasonably closely in total with the AIHW SAAP data for the number of people accommodated on Census Night, and reasonably closely for four of the seven States/Territories shown. There is some margin for estimation error in the AIHW reported SAAP numbers, as well as some imprecision in the list/green sticker approach that may explain the differences in the relatively small numbers in Tasmania and the Northern Territory. It is not clear why the Census data for Queensland overstate the AIHW – reported SAAP Census Night count.

A2.1 COMPARISON OF 2006 CENSUS SAAP COUNT AND AIHW SAAP SERVICES REPORTED ON CENSUS NIGHT

	NSW	Qld	SA	WA	Tas.	NT	ACT	All
Census SAAP Count	3 867	3 065	1 474	1 088	224	221	461	10 400
SAAP service reports – clients accommodated on Census night	4 140	2 621	1 500	1 116	379	293	441	10 490
Census shortfall (–) or over-count (+)	–273	444	–26	–28	–155	–72	20	–90

Source: ABS, 2006 Census of Population and Housing; AIHW SAAP Client Collection

For Victoria, the Census list/sticker/homeless hostel count in 2006 was 6,929, much higher than the SAAP service reported estimate on Census Night of 4,027. The Census data indistinguishably include about 3,000 tenants housed in Transitional Housing Management properties in Victoria, typically on short to medium-term tenancies from three to 18 months.

The reasonably close correspondence between the Census counts and the AIHW reported service counts of people accommodated in SAAP properties on Census Night supports the use of Census SAAP data (17,329 in 2006).

GLOSSARY

Age	Refers to a person's age at last birthday. These data are collected for each person. Age is calculated from date of birth, however if this is not provided, stated age is used. If neither is provided age is imputed.
Australia	Australia is defined in the STANDARD AUSTRALIAN CLASSIFICATION OF COUNTRIES (SACC). It includes the states and territories and the other territories of Christmas Island, Cocos (Keeling) Islands and Jervis Bay Territory, but excludes Norfolk Island and the other Australian external territories of Australian Antarctic Territory, Heard and McDonald Islands, Ashmore and Cartier Islands and Coral Sea Territory. Prior to 1996, Census tabulations excluded Christmas Island and Cocos (Keeling) Islands from the Australian total but the counts were available separately.
Australian born	Australian born includes all people born in Australia and excludes people <ul style="list-style-type: none"> ■ born at sea ■ whose response was classified 'Inadequately described, or ■ whose response was classified 'Not elsewhere classified'.
Australian Citizenship	Refers to people who state they have Australian Citizenship.
Australian Census Analytic Program (ACAP)	This program provides researchers with access to unpublished Census data. The objectives of this program were to publish important, and previously unrevealed information incorporating 2006 Census and other data by: <ul style="list-style-type: none"> ■ assisting and encouraging issue-driven research; and ■ increasing the use of Census data. <p>ACAP provides Australian researchers with an opportunity to contribute to the growth and development of Australia by advancing contemporary understanding of Australia's social, cultural and economic environment.</p>
Australian Standard Geographical Classification	The AUSTRALIAN STANDARD GEOGRAPHICAL CLASSIFICATION (ASGC) was developed by the ABS for the collection and dissemination of geographic statistics. It is a hierarchically structured classification with a number of spatial units to satisfy different statistical purposes.
	The ASGC areas used for the Census are <ul style="list-style-type: none"> ■ Mesh Block (MB) ■ Collection District (CD) ■ Statistical Local Area (SLA) ■ Local Government Area (LGA) ■ Remoteness Area (RA) ■ Statistical Subdivision (SSD) ■ Statistical Division (SD) ■ Statistical District (S Dist) ■ Statistical Region (SR) ■ Major Statistical Region (MSR) ■ Urban Centre/Locality (UC/L) ■ Section of State (SOS) ■ State/Territory. <p>See also:</p> <p><i>Statistical Geography Volume 1: Australian Standard Geographical Classification (ASGC) 2006</i> (cat. no. 1216.0)</p> <p><i>Statistical Geography Volume 2: Census Geographic Areas, Australia</i> (cat. no. 2905.0)</p> <p><i>Statistical Geography Volume 3: Australian Standard Geographical Classification (ASGC) Urban Centres/Localities</i> (cat. no. 2909.0)</p>
Average	See Mean.
Birthplace	See Country of birth.

GLOSSARY *continued*

Canadian National Occupancy Standard (CNOS)

The Canadian National Occupancy Standard for housing appropriateness is sensitive to both household size and composition. The measure assesses the bedroom requirements of a household by specifying that:

- there should be no more than two persons per bedroom
- children less than 5 years of age of different sexes may reasonably share a bedroom
- children 5 years of age or older of opposite sex should have separate bedrooms
- children less than 18 years of age and of the same sex may reasonably share a bedroom, and
- single household members 18 years or over should have a separate bedroom, as should parents or couples.

Households living in dwellings where this standard cannot be met are considered to be overcrowded.

Caravans, cabins, houseboats, etc.

Enumeration of people in caravans, houseboats, cabins etc. varies depending on their situation. Occupied caravans are usually treated as private dwellings with the exception of some caravans on residential allotments (see below).

Caravans on Residential Allotments: An occupied caravan on a residential allotment is usually treated as an occupied private dwelling. The exception to this is where there are one or more other structures on the allotment and the occupants of the caravan live and eat with the occupants of the main dwelling. In this case the occupants are all classed as one household and the caravan is counted as an additional room of the main dwelling.

Caravans on Roadsides/Open Land: Prior to the 2006 Census, occupied caravans at roadside parking areas or on open land were classified as sleepers-out. The occupants of the caravans complete Household forms.

For the 2006 Census, caravans on roadsides/open land are treated the same as caravans in caravan parks. That is, they are treated as occupied private dwellings and families are identified and coded.

Caravans or Cabins in Caravan Parks: Since the 1986 Census, occupied caravans or cabins in caravan parks have been treated as occupied private dwellings, i.e. families are identified and coded. Prior to this, they were treated as non-private dwellings.

Houseboats: Occupied houseboats are treated as occupied private dwellings regardless of location. Prior to the 1986 Census, occupied craft in marinas were treated as non-private dwellings.

Managers' residences in caravan parks or marinas are enumerated and classified as separate private dwellings. Unoccupied caravans and boats/craft, regardless of location, are not counted in the Census.

Census

The Australian Census of Population and Housing is an official count of population and dwellings, and collects details of age, sex, and other characteristics of that population. For more information see *How Australia Takes a Census* (cat. no. 2903.0) and the information paper *2006 Census of Population and Housing, Nature and Content* (cat. no. 2008.0). These papers are also available on the ABS web site <<http://www.abs.gov.au>>.

Census counts

The Census counts people where they were located on Census Night and this count of the population is referred to as the place of enumeration count. A count of the population based on their place of usual residence is also available. While every effort is made to achieve a complete Census count, some under enumeration inevitably occurs for various reasons, for example, the inadvertent omission of very young children, treatment of some dwellings as unoccupied when in fact they are occupied, and failure to find all dwellings. Refusal by householders to complete the Census form is not a significant cause of under enumeration.

GLOSSARY *continued*

Child	This is a person of any age who is a natural, adopted, step, foster or nominal son or daughter of a couple or lone parent, usually resident in the same household. A child is also any individual under 15, usually resident in the household, who forms a parent-child relationship with another member of the household. This includes otherwise related children less than 15 years of age and unrelated children less than 15 years of age. In order to be classified as a child, the person can have no identified partner or child of his/her own usually resident in the household. A separate family in the household is formed in this instance. If a person is aged under 15 and has a partner and/or a spouse these relationships are not recorded.
Child under 15	This is a person who has been classified as a child of another household member and who is aged under 15 years. A person who is classified as a child under 15 is considered to be a dependent child.
Collection District	<p>The Census Collection District (CD) is the second smallest geographic area defined in the AUSTRALIAN STANDARD GEOGRAPHICAL CLASSIFICATION (ASGC). For the 2006 Census, CDs serve as the basic building block in the ASGC and are used for the aggregation of statistics to larger Census geographic areas, including STATISTICAL LOCAL AREA (SLA).</p> <p>For the 2006 Census, there is an average of about 225 dwellings in each CD. In rural areas, the number of dwellings per CD generally declines as population densities decrease. CDs are defined for each Census and are current only at Census time. For the 2006 Census, there are about 38,200 CDs throughout Australia (this includes the other territories of Christmas and Cocos (Keeling) Islands and Jervis Bay). For more information see <i>Census Dictionary, 2006</i> (cat. no. 2901.0).</p>
Core activity need for assistance	Measure introduced in the 2006 Census of Population and Housing to determine the number of people with a profound or severe disability. For the Census, people with a profound or severe disability are defined as those people needing help or assistance in one or more of the three core activity areas of self-care, mobility and communication, because of a disability, long term health condition (lasting six months or more) or old age.
Counting unit	The basic counting unit for homelessness estimation is the person. This counting unit provides for the richness of their personal characteristics (including relationships with others) for analysis as well and by their living situation.
Country of birth	The Census records a person's country of birth. For the 2001 and 2006 Censuses, the STANDARD AUSTRALIAN CLASSIFICATION OF COUNTRIES (SACC) is used to classify responses for country of birth of person. This classification uses the current names of countries, so if a person uses a former name, the current name is coded. For example, Siam would be coded to Thailand.
Couple family	A couple family is identified by the existence of a couple relationship. A couple relationship is defined as two people usually residing in the same household who share a social, economic and emotional bond usually associated with marriage and who consider their relationship to be a marriage or marriage-like union. This relationship is identified by the presence of a registered marriage or de facto marriage. A couple family can be with or without children, and may or may not include other related individuals.
Data quality	Each stage of the Census is subject to stringent quality assurance procedures which result in data of high quality. However, in a Census there are recognised sources of error and some of these may survive in the data produced. Potential sources of error in the Census are: under enumeration, respondent error, processing error and introduced random error. Introduced random error is used to protect the confidentiality of individuals. The effect of such errors on overall Census results is generally insignificant and does not impair the usefulness of Census data.
Domestic violence	Violence by any member of the person's household (eg partners, parents, siblings, children, housemates, & other household members).

GLOSSARY *continued*

Dwelling	<p>In general terms, a dwelling is a structure which is intended to have people live in it, and which is habitable on Census Night. Some examples of dwellings are houses, motels, flats, caravans, prisons, tents, humpies and houseboats. Private dwellings are enumerated using household forms, which obtain family and relationship data.</p> <p>Non-private dwellings (hotels, hospitals etc.) are enumerated on individual personal forms.</p> <p>All occupied dwellings are counted in the Census. Unoccupied private dwellings are also counted with the exception of unoccupied dwellings in caravan parks, marinas and manufactured home estates. Unoccupied residences of owners, managers or caretakers of such establishments are counted. And for the 2006 Census, unoccupied units in retirement villages (self-contained) are also counted.</p>
Dwelling Location	<p>Dwelling Location applies to private dwellings, and describes the location of dwellings other than 'typical' private dwellings. The majority of private dwellings will appear in the 'Other' category.</p>
Dwelling Structure	<p>Dwelling structure classifies the structure of private dwellings enumerated in the Census. The information is determined by the Census collector.</p> <p>The broad categories are</p> <p><i>Separate house:</i> This is a house which stands alone in its own grounds separated from other dwellings by at least half a metre. A separate house may have a flat attached to it, such as a granny flat or converted garage (the flat is categorised under Flat, unit or apartment – see below). The number of storeys of separate houses is not recorded</p> <p>Also included in this category are occupied accommodation units in manufactured home estates which are identified as separate houses.</p> <p><i>Semi-detached, row or terrace house, townhouse, etc:</i> These dwellings have their own private grounds and no other dwelling above or below them.</p> <p><i>Flat, unit or apartment:</i> This category includes all dwellings in blocks of flats, units or apartments. These dwellings do not have their own private grounds and usually share a common entrance foyer or stairwell. This category also includes flats attached to houses such as granny flats, and houses converted into two or more flats.</p> <p><i>Caravan, cabin, houseboat:</i> This category includes all occupied caravans, cabins and houseboats regardless of location. It also includes occupied campervans, mobile houses and small boats. Separate houses in caravan/residential parks or marinas occupied by managers are not included in this category.</p> <p><i>Improvised home, tent, sleepers-out:</i> This category includes sheds, tents, humpies and other improvised dwellings, occupied on Census Night. It also includes people sleeping on park benches or in other 'rough' accommodation.</p> <p><i>House or flat attached to a shop, office, etc.:</i> A house or flat attached to a shop, office, factory or any other non-residential structure is included in this category.</p>
Dwelling Type	<p>Dwelling type classifies all dwellings into the basic dwelling types. The categories are:</p> <p><i>Occupied Private Dwelling:</i> An occupied private dwelling is a private dwelling occupied by one or more people.</p> <p>A private dwelling is normally a house, flat, or even a room. It can also be a caravan, houseboat, tent, or a house attached to an office, or rooms above a shop.</p> <p>Occupied dwellings in caravan/residential parks are treated as occupied private dwellings.</p> <p>Occupied dwellings in manufactured home estates and units in retirement villages (self-contained) were classified as occupied private dwellings since the 1996 Census.</p>

GLOSSARY *continued*

Dwelling Type *continued*

Unoccupied Private Dwellings: These are structures built specifically for living purposes which are habitable, but unoccupied on Census Night. Vacant houses, holiday homes, huts and cabins (other than seasonal workers' quarters) are counted as unoccupied dwellings. Also included are newly completed dwellings not yet occupied, dwellings which are vacant because they are due for demolition or repair, and dwellings to let.

Unoccupied private dwellings in caravan/residential parks, marinas and manufactured home estates are not counted in the Census. The exception to the above are residences of owners, managers or caretakers of the establishment and for the 2006 Census, unoccupied residences in retirement villages (self-contained).

Non-Private Dwellings (NPDs): NPDs are those dwellings, not included above, that provide a communal or transitory type of accommodation.

NPDs include hotels, motels, guest houses, prisons, religious and charitable institutions, boarding schools, defence establishments, hospitals and other communal dwellings.

People in NPDs are enumerated on personal forms and so information on their family structure is not available. In the case of accommodation for the retired or aged, where the one establishment contains both self-contained units and units that are not self-contained, then both household forms (self-contained) and personal forms (not self-contained) are used as appropriate.

Migratory: People enumerated on an overnight journey by plane, train or bus cannot be allocated a dwelling type. This category exists for processing purposes only.

Off-Shore: This includes dwellings such as off-shore oil rigs, drilling platforms and the like. Prior to the 2006 Census, it also included people enumerated aboard ships in Australian waters.

Shipping: This dwelling type is for people enumerated aboard ships in Australian waters. For the 2001 and earlier Censuses, they were included in the 'Offshore' category.

Education

See Level of Highest Educational Attainment.

Educational qualification

Every Census since 1911 has included a question in which respondents reported their highest level of educational achievement. In the 1966 Census, respondents were asked to provide details of the qualification title and the institution at which it was obtained. In all Censuses since 1966, people aged 15 years and over have been asked whether they had obtained a qualification and, if so, the qualification name and field of study. The 1971 Census also asked whether the person was currently studying for a qualification and, if so, its name. Prior to 2001, this information was restricted to post-school educational qualifications. From 2001, the information includes all qualifications (both school and post-school) and the level and field of the highest qualification.

Qualifications data are used to assess the skill level of the labour force, and potential labour force, and are valuable for the planning and implementation of labour force training programs.

Employed

See Labour force status.

Enumeration

See Place of enumeration, Place of usual residence.

Estimated Resident population of Australia

The Estimated Resident Population (ERP) is the official measure of the Australian population, and is based on the concept of usual residence. It refers to all people, regardless of nationality or citizenship, who usually live in Australia, with the exception of foreign diplomatic personnel and their families. The ERP includes usual residents who are overseas for less than 12 months and excludes overseas visitors who are in Australia for less than 12 months.

GLOSSARY *continued*

European typology of homelessness (ETHOS)	<p>The European typology of homelessness and housing exclusion (ETHOS) currently defines homelessness as being without a 'home'. Having a 'home' can be understood as: having an adequate dwelling (or space) over which a person and his/her family can exercise exclusive possession (physical domain); being able to maintain privacy and enjoy relations (social domain) and having a legal title to occupation (legal domain).</p> <p>ETHOS classifies homelessness people into four broad conceptual categories:</p> <ul style="list-style-type: none"> ■ <i>rooflessness</i>: without a shelter of any kind, sleeping rough ■ <i>houselessness</i>: with a place to sleep but temporary in institutions or shelter ■ <i>living in insecure housing</i>: threatened with severe exclusion due to insecure tenancies, eviction, domestic violence ■ <i>living in inadequate housing</i>: in caravans on illegal campsites, in unfit housing, in extreme overcrowding
Family	<p>A family is defined by the ABS as two or more persons, one of whom is at least 15 years of age, who are related by blood, marriage (registered or de facto), adoption, step or fostering, and who are usually resident in the same household.</p> <p>Each separately identified couple relationship, lone parent-child relationship or other blood relationship forms the basis of a family. Some households contain more than one family.</p> <p>Visiting families are not included as part of the household, and the relationships of other visitors are not coded. A household containing only a visiting family (e.g. a family at a holiday home) is coded to a household type of visitors only.</p> <p>Where all persons present are aged under 15 years, or where information for each person has been imputed, the household is deemed not classifiable to a family. Of people listed as temporarily absent, only spouse(s) and family children are used in coding family composition.</p>
Family Type	<p>Families are classified in terms of the relationships that exist between a single family reference person and each other member of that family. The Family Type variable distinguishes between different types of families based on the presence or absence of couple relationships, parent-child relationships, child dependency relationships or other blood relationships, in that order of preference. Family type is derived from people enumerated in the household who usually reside there, and who share a familial relationship. Partners and dependent children usually present but temporarily absent are also included in this derivation.</p> <p>Note: There is no provision for 'other related individuals' in second and third families. If more than three families are found in a household, only three families are separately classified and any other people are classified as either related family members or non-family members as appropriate.</p> <p><i>See also</i> Family.</p>
Family violence	<p>Violence against a person by any family member (eg sibling, resident and non-resident family members).</p>
Flow measures of homelessness	<p>Flow measure is an estimate of the number of people experiencing at least one period of homelessness over a given period of time, for example, over a 12 month period.</p> <p><i>See</i> Incidence measures of homelessness.</p>
Full/Part-Time Student status	<p>The Census records the full/part-time status of students.</p>
General Social Survey (GSS)	<p>The General Social Survey aims to collect data for persons aged 18 years and over on a range of social dimensions from the same individual to enable analysis of the interrelationships in social circumstances and outcomes, including the exploration of multiple advantage and disadvantage experienced in Australia.</p>

GLOSSARY *continued*

Grey Nomads	Grey nomads are defined as people in dwellings where all people in the dwelling were aged 55 years and over, were not in the labour force, and were staying in caravans, cabins or houseboats on Census night, and reported having no usual address. The majority of these grey nomads were enumerated in holiday destinations including the northern beaches in NSW, and in Queensland, NT and northern WA.
Group household	<p>The ABS defines a group household as a household consisting of two or more unrelated people where all persons are aged 15 years and over. There are no reported couple relationships, parent-child relationships or other blood relationships in these households.</p> <p>An unrelated child (e.g. boarder) under the age of 15 who lives in a household with one or more usual residents, is coded as forming a parent-child relationship within that household. These households become family households, not group households.</p>
Highest Year of School Completed	<p>The Census records the highest level of primary or secondary school a person has completed. Highest year of school completed is classified to the AUSTRALIAN STANDARD CLASSIFICATION OF EDUCATION (ASCED).</p> <p>This classification has changed since the 2001 Census. In 2001 it included a category 'Still at school'. The 'Still at school' category is excluded from the 2006 classification. This allows the level of highest educational attainment to be determined for people still at school.</p>
Homelessness	<p>In accordance with the ABS statistical definition, when a person does not have suitable accommodation alternatives they are considered homeless if their current living arrangement</p> <ul style="list-style-type: none"> ■ is in a dwelling that is inadequate, or ■ has no tenure, or if their initial tenure is short and not extendable, or ■ does not allow them to have control of, and access to space for social relations. <p><i>See Information Paper: A Statistical Definition of Homelessness</i> (cat. no. 4922.0).</p>
Homelessness Statistics Reference Group (HSRG)	Advisory group to the ABS on the development, collection, compilation, production and dissemination of robust statistics for the use in analysing, understanding and reporting on homelessness in Australia.
Hours Worked	The Census records the number of hours worked in all jobs held during the week before Census Night, by employed people aged 15 years and over. This excludes any time off but includes any overtime or extra time worked. Hours worked, when used in combination with Labour Force Status, provides information on full-time and part-time employment. For Census purposes, a person is considered to be working full-time if they worked 35 hours or more in all jobs during the week prior to Census Night.
Houseboat	Occupied houseboats have been classified as occupied private dwellings since the 1986 Census, and therefore receive household forms. Unoccupied houseboats are not counted.
Household	A household is defined as one or more persons, at least one of whom is at least 15 years of age, usually resident in the same private dwelling. Under this definition, all occupants of a dwelling form a household and complete one form. Therefore, for Census purposes, the total number of households is equal to the total number of occupied private dwellings as a Census form is completed for each household from which dwelling information for the household is obtained.
Household Composition	<p>The Census records the type of household within a dwelling. Household composition indicates whether a family is present or not and whether or not other unrelated household members are present.</p> <p>A maximum of three families can be coded to a household. Lone person households can contain visitors. Visitor only households can contain overseas visitors.</p>

GLOSSARY *continued*

Household form	The household form is the primary means for collecting Census data and is used in all private dwellings. A personal form records person characteristics in cases where a household form is not appropriate. If there are more than six people in a household on Census Night, a personal form is completed for the seventh person, and any subsequent persons.
Household Income	<p>This variable is the sum of the individual incomes of each resident present in the household on Census Night. If any resident aged 15 years and over is temporarily absent, or does not state their income, then household income is not derived for that household.</p> <p>In most cases, the income of visitors to a household is excluded from the calculation of household income. The exception to this is households that comprise only visitors. Household income is calculated for these households in order to collect data on household income in tourist areas.</p> <p>The 2006 Census collected individual income in ranges, so before these could be summed to a household level a specific dollar amount needed to be imputed for each person. Median incomes for each range, derived using data from the 2003–04 Survey of Income and Housing, were used for the purpose of compiling household income measures.</p> <p>This method, which imputes personal income values within reported individual income ranges, was selected as the best practical approximation that would result in the majority of households being included in the same Census household income range that would have been derived had individuals reported their incomes in dollar amounts rather than in ranges. The approximations are expected to generally support analyses looking at various other characteristics of both persons and households in terms of broad household income ranges.</p> <p>The imputation used in deriving household income is likely to understate some household incomes, specifically lower household incomes in general but particularly for single income households. Single income households with lower income levels are most affected by the imputation methodology understating their incomes. For example, for single parent family households with the parent under 45 years of age, analysis shows that nearly twice as many such households were likely to be allocated to the low income range of \$250 to \$349 per week than would have been the case had incomes been reported in dollar amounts (with fewer than expected households in higher income ranges). Similarly for sole person households where the resident is aged 65 years and over, analysis shows the number of households that were likely to be allocated to the low income range of \$250 to \$349 per week was about 15% higher than would have been the case had incomes been reported in dollar amounts.</p> <p>A more general issue with individual income reporting in the Census is that studies have shown individuals tend to understate their incomes compared with the amounts that would be reported in surveys designed specifically to measure income.</p> <p>For the above reasons, care should be exercised in any use of Census household income information, which relies on the imputed values. Similar care should be taken when using 2001 Census data.</p>
Household Type	<i>See Household Composition.</i>
Hours worked in all jobs last week	Records the number of hours worked in all jobs held during the week before Census Night, by employed people aged 15 years and over. This excludes any time off but includes any overtime or extra time worked.
Housing Loan Repayments (monthly)	Housing loan repayments are those which are being paid by a household to purchase the dwelling in which it was enumerated (also applicable to caravans). The Census collects this information in single dollars up to \$9,999. However, for practical purposes this information is recoded to a specific number of ranges.

GLOSSARY *continued*

Improvised dwelling

See Dwelling, Dwelling Structure.

Imputation

Imputation is a statistical process for predicting values where no response was provided to a question and a response could not be derived.

Where no Census form is returned, the number of males and females in 'non-contact' private dwellings may be imputed. In addition, the following key demographic variables may also be imputed, if they are 'Not stated':

- Age
- Place of Usual Residence
- Registered Marital Status.

The imputation method used for the 2006 Census is known as 'hotdecking'. In general this method involves locating a donor record and copying the relevant responses to the record requiring imputation. The donor record will have similar characteristics and must also have the required variable(s) stated. In addition the donor record will be located geographically as close as possible to the location of the record to be imputed. The match must occur within the same Capital City or Balance of State. When a suitable match is found, then the copying of the response(s) from the donor record to the variable(s) that have missing values can occur.

The methodology for imputation is tailored to two situations. Firstly, where no Census form has been returned and secondly where a partially completed form was returned.

No Census form returned – private dwelling: Where a Census collector has identified that a private dwelling was occupied on Census Night but a Census form was not returned, the number of males and females normally in the dwelling and their key demographic variables may require imputation. In these cases, the non-demographic variables are set to 'Not stated' or 'Not applicable'.

The 'No Census form returned' scenario has two variations. Firstly, where no form was returned but the collector was able to ascertain the number of males and females from a resident of the dwelling, or in a small number of cases a building manager or neighbour. And secondly, where no form was returned and the number of males and females remains unknown.

For records where the number of males and females is unknown, two imputation processes are required. Initially these records must have their number of males and females imputed using hotdecking. Then a second imputation (also using hotdecking) is run to impute the key demographic variables.

To hotdeck the number of males and females, the donor records must meet several conditions:

- They must be records where no Census form was returned but where the number of males and females was ascertained by the collector;
- They must have a similar Dwelling Structure to the record to be imputed;
- They must be located geographically as close as possible to the location of the record to be imputed.

The number of males and females are the only data copied from the donor record in the first hotdecking process.

In the next process, the records which have just had their number of males and females imputed, are subjected to the same hotdecking process as those records where the number of males and females had been ascertained.

GLOSSARY *continued*

Imputation *continued*

This hotdecking process imputes the key demographic variables. Again the donor records must meet several conditions:

- They must be records where everyone within the dwelling provided all their demographic characteristics;
- They must have similar Dwelling Structure and Dwelling Location;
- They must have identical counts of males and females;
- They must be located geographically as close as possible to the location of the record to be imputed.

The key demographic variables are then copied from the donor records to the records requiring imputation.

The method of imputing the counts of males and females in previous Censuses was to use the average number of males and females in responding private dwellings for that Collection District. This method was discovered to have over-imputed the 2001 Census male and female counts.

No Census form returned – non private dwelling: Where a person in a non-private dwelling did not return a form, their demographic characteristics are copied from another person in a similar non-private dwelling using Type of Non-Private Dwelling.

Census form returned: Where a form was returned, some or all of the demographic characteristics may require imputation. If Registered Marital Status and/or Place of Usual Residence are 'Not stated' they are imputed using hotdecking, whereas Age is imputed based on distributions obtained from previous Censuses. Registered Marital Status imputation is carried out by finding a similar person in a similar responding dwelling based on the variables:

- Sex
- Relationship in Private Dwelling
- Age
- Dwelling Type
- Type of Non-Private Dwelling.

Registered Marital Status is only imputed for persons aged 15 years and over, and set to 'Not applicable' for persons aged under 15 years.

Where a complete usual address on Census Night is not provided, the information that is provided is used to impute an appropriate CD (and SLA). A similar person in a similar dwelling is located and missing usual residence fields are copied to the imputed variable.

These are based on the variables:

- Residential Status in a Non-Private Dwelling
- Dwelling Location
- Type of Non-Private Dwelling.

Where date of birth or age details are incomplete or missing, the variable Age is imputed based on distributions for particular populations (for example, male or female; marital status and state/territory of usual residence). Factors affecting age imputation include any reported labour force activity, educational institution attending and other family member relationships and ages.

Incidence measures of homelessness

Estimates the number of people experiencing at least one period of homelessness over a given period of time, for example, over a 12 month period (also known as flow measures). They may include multiple incidences of homelessness for some individuals.

Income

Each Census respondent aged 15 years and over is asked to indicate the range within which their gross income from all sources lies (rather than their exact income).

Gross income includes wages, salaries, overtime, business or farm income (less operating expenses), rents received, dividends, interest, superannuation, maintenance (child support), workers' compensation, and government pensions and allowances (including all payments for family assistance, labour market assistance, youth and student support, and support for the aged, carers and people with a disability).

GLOSSARY *continued*

Income <i>continued</i>	<p>As income from most sources is reported before deduction of expenses incurred in the earning of the income, these incomes are always a positive figure. However, income from some sources may be negative. Income from own unincorporated enterprise and income from rental property are collected net of expenses incurred in the raising of income, so may be negative. This may result in a negative total income.</p> <p>While there is a tendency for incomes to be slightly understated in the Census, the distribution is largely consistent with that obtained from the ABS income surveys. Therefore, Census income data is useful as an indicator of relative advantage or disadvantage and economic well being.</p> <p>Testing of the topic has shown that there is a general tendency for those not in the labour force to leave this question unanswered, as they consider income only applies to payments received as a result of employment. Similarly, pensioners and self funded retirees sometimes state that they receive no income as they do not regard their pension as income.</p>
Indigenous personal form	<p>See Interviewer household form.</p>
Indigenous special enumeration strategy	<p>The ABS has implemented procedures tailored to the enumeration of Indigenous people living in discrete communities since the 1976 Census.</p> <p>Central to the 2006 strategy was the role undertaken by the State Indigenous Manager (SIM). The SIM laid the groundwork for a successful enumeration by working with Indigenous groups and media to encourage participation. The SIM also coordinated the enumeration activities which affected Indigenous peoples.</p> <p>The SIM in each state and territory was supported by the Indigenous Engagement Manager (IEM). IEMs are ongoing ABS staff members employed to implement the ABS' Indigenous Community Engagement Strategy, and have responsibility for liaising with Indigenous communities and organisations and advising the ABS on enumeration issues relating to Indigenous people. IEMs also facilitate the return of ABS data to Indigenous communities and organisations in a culturally appropriate manner. In some states the IEM will take on the role of the SIM.</p> <p>As in the past, Census Field Officers are employed to work with Indigenous communities to ensure they are counted in the Census. This includes gaining community acceptance for the Census and the recruitment of local field staff.</p> <p>In certain Indigenous communities, an interview form designed to be appropriate to Indigenous culture is used. This part of the strategy is used in discrete communities where communities indicate the need due to the cultural or language situation. In these cases Census Field Officers recruit, train and work with people from the community so that they can manage the enumeration and conduct the interviews.</p> <p>In other areas, Indigenous peoples are enumerated using standard procedures and forms. Special collectors skilled in Indigenous languages and culture are available to assist in these areas if required.</p>
Indigenous Status	<p>The question about Indigenous origins on the Census form asks whether each person is of Aboriginal and/or Torres Strait Islander origin. Torres Strait Islanders are the descendants of the Indigenous people of the Torres Strait, between the tip of Cape York and Papua New Guinea.</p>
Individual Income	<p>Individual incomes are collected as ranges in the Census. To enable these range values to be summed, information from the Survey of Income and Housing, which collects income as individual values, is used to estimate the median income within each bracket collected by the Census. The relevant median value for each family/household member is then summed to produce family or household income.</p>

GLOSSARY *continued*

Industry of employment	Industry of employment describes the industries in which employed people aged 15 years and over work. The AUSTRALIAN AND NEW ZEALAND STANDARD INDUSTRIAL CLASSIFICATION (ANZSIC) is used in classifying the responses given to the industry questions for the 2006 Census.
Interviewer household form	The interviewer household form is used in nominated discrete Indigenous communities (communities of Indigenous people in which language differences or other factors make use of the standard self-enumeration forms impractical). The interviewer household form is an interview based Census form which is used to record the details of up to 12 persons in a household, and some dwelling data. If there are more than 12 persons in a dwelling a second interviewer household form is used to record the details of subsequent persons.
Introduced random error	<p>Under the <i>Census and Statistics Act 1905</i> it is an offence to release any information collected under the Act that is likely to enable identification of any particular individual or organisation. Introduced random error is used to ensure that no data are released which could risk the identification of individuals in the statistics.</p> <p>Care has been taken in the tables which are presented to minimise the risk of identifying individuals. In addition, a technique has been applied to randomly adjust cell values. Random adjustment of the data is considered to be the most satisfactory technique for avoiding the release of identifiable Census data. The technique has been applied and all cells are slightly adjusted to prevent any identifiable data being exposed. These adjustments result in small introduced random errors. However the information value of the table as a whole is not impaired.</p> <p>It is not possible to determine which individual figures have been affected by random error adjustments, but the small variance which may be associated with derived totals can, for the most part, be ignored.</p>
Labour force	<p>For Census purposes, the labour force includes people aged 15 years and over who work for payment or profit, or as an unpaid helper in a family business, during the week prior to Census Night; have a job from which they are on leave or otherwise temporarily absent; are on strike or stood down temporarily; or do not have a job but are actively looking for work and available to start work.</p> <p>Persons classified as being in the labour force as those employed (i.e. the first three groups above); and unemployed people (i.e. the last group above).</p> <p>People aged 15 years and over who are neither employed nor unemployed are classified as not in the labour force. This includes people who are retired, pensioners and people engaged solely in home duties.</p>
Labour force status	In the Census the Labour force status variable is derived for all people aged 15 years and over. It classifies people as employed working full-time, part-time or away from work, unemployed looking for full-time work, looking for part-time work, or not in the labour force. The category 'Employed, away from work' also includes persons who stated they worked but who did not state the number of hours worked.
Landlord Type	The Census provides information on the type of landlord for rented dwellings. It applies to all households who are renting the dwelling (including caravans, etc. in caravan parks) in which they are enumerated on Census Night.
Level of Highest Educational Attainment	Records the highest educational achievement a person aged 15 years and over has attained. It lists qualifications and other educational attainments regardless of the particular field of study or the type of institution in which the study was undertaken.
Location of dwelling	<i>See</i> Dwelling location.
Lone parent	A lone parent is a person who has no spouse or partner usually resident in the household, but who forms a parent-child relationship with at least one child usually resident in the household. The child may be either dependent or non-dependent.

GLOSSARY *continued*

Lone person household	Any private dwelling in which there is only one usual resident at least 15 years of age, is classified as being a lone person household.
Marina	See Caravans, cabins, houseboats, cabins etc.
Mean	The mean is calculated by summing the values of all observations in a set of data and then dividing by the number of observations in the set. Thus: mean = sum of all the observed values / number of observations.
Median	The median is the value that divides a set of data exactly in half. It is the middle value when the values in a set of data are arranged in order. If there is no middle value (i.e. there are an even number of values) then the median is calculated by determining the mean of the two middle values. Thus: median = the middle value of a set of data.
New migrants	A person who has arrived in Australia in the Census year who has been in the country no more than 7 months (ie in the Census year).
Non-dependent child	A person aged 15 years or more, who is a natural, adopted, step, or foster child of a couple or lone parent usually resident in the same household, who is not a full-time student aged 15–24 years, and who has no identified partner or child of his/her own usually resident in the household.
Non-private dwelling	See Type of Non-Private Dwelling.
Non-school Qualification: Level of education	Level of education is defined as the field of study of the highest completed non-school qualification.
Not in the labour force	Persons not in the labour force are those persons who, during the week prior to Census Night, were neither employed nor unemployed. They include persons who were keeping house (unpaid), retired, voluntarily inactive, permanently unable to work, in gaol, trainee teachers, members of contemplative religious orders, and persons whose only activity during the week prior to Census Night was jury service or unpaid voluntary work for a charitable organisation.
Number of Bedrooms in Private Dwelling	Measures the number of bedrooms in each occupied private dwelling, including caravans in caravan parks.
Occupation	<p>Occupation is collected in the Census for all employed people aged 15 years and over. Two questions are used in the Census: 'In the main job held last week, what was the person's occupation – Give full title', and 'What are the main tasks that the person usually performs in the occupation...'</p> <p>Collecting both occupation title and task information ensures more accurate coding of occupations. The 2006 Census uses the AUSTRALIAN AND NEW ZEALAND STANDARD CLASSIFICATION OF OCCUPATIONS (ANZSCO). For more information see <i>Australian and New Zealand Standard Classification of Occupations</i> (cat. no. 1220.0). The AUSTRALIAN STANDARD CLASSIFICATION OF OCCUPATIONS (ASCO) Second Edition was used in the 2001 Census.</p>
Occupied private dwelling	See Dwelling.
Older persons travelling on Census night	Includes persons in dwellings where all persons in the dwelling were aged 55 years and over, were not in the labour force, and were staying in a caravan, cabin or houseboat, who reported having a usual address elsewhere on Census night.
Overcrowding	<p>Households living in dwellings requiring extra bedrooms according to the Canadian National Occupancy Standard (CNOS).</p> <p>See Canadian National Occupancy Standard (CNOS)</p>
Over estimation	<p>In the context of estimating homelessness over estimation occurs when persons who are represented in the underlying data set are misclassified as homeless when they are not.</p> <p>See also Under-enumeration, Underestimation.</p>
Overseas visitor	See Visitors to Australia

GLOSSARY *continued*

Partner	A person identified as being in a couple relationship with another person usually resident in the same household is a partner. The couple relationship is established through reporting of either a registered or de facto marriage, and includes same-sex couples.
Partner violence	Any incident of sexual assault, threatened sexual assault, physical assault or threatened or attempted physical assault by a current and/or previous partner.
Personal form	<p>The Census personal form records details for one person only. It contains the same questions as the household form, but excludes the household questions. The personal form is used</p> <ul style="list-style-type: none"> ■ for households with more than six people: the household form accommodates six people, so one personal form is completed for each extra person, ■ for privacy: if any person in a household prefers, for privacy reasons, not to be recorded on the household form, then a personal form and a privacy envelope are issued for that person, and ■ in non-private dwellings: one personal form is completed for each person in a non-private dwelling on Census Night.
Personal Safety Survey (PSS)	<p>The Personal Safety Survey aims to collect information about men's and women's experience of physical or sexual assault or threat by male and female perpetrators. Experiences of the different types of violence, since the age of 15, by different types of male and female perpetrators (including current partner, previous partner, boyfriend/girlfriend or date, other known man or women, and stranger) is explored. More detailed information, such as where the incident occurred and what action was taken, can be obtained for most recent incidents of each of the different types of violence by a male and female perpetrator. Additional information is also collected about respondents experience of current and previous partner violence such as frequency and fears of violence, incidents of stalking and other forms of harassment and general feelings of safety.</p>
Persons who are in improvised dwellings, tents or sleeping out	The ABS homelessness operational group for people considered to be homeless who were in improvised dwellings, tents or sleeping out on Census night. See Feature Article on Methodology for who is included in this group.
Persons in supported accommodation for the homeless	The ABS homelessness operational group for people considered to be homeless who were in supported accommodation for the homeless on Census night. The 2006 data was collected in the Census of Population and Housing and include people enumerated under the Census 'list' and 'green' sticker strategies. The 2001 data was taken from the AIHW SAAP collection as the SAAP details collected under the 'list' and 'green sticker' strategies was not retained. See Explanatory Notes and Feature Article on Methodology for more information.
Persons staying temporarily with other households	<p>The ABS homelessness operational group for people considered to be homeless who were staying temporarily with other households on Census night. This group also includes some people who were homeless who are in 'visitor only' households.</p> <p>Some people who are homeless are likely to be underestimated in this category such as youth, those escaping domestic and family violence and Aboriginal and Torres Strait Islander Australians. See Explanatory Notes for more information.</p>
Persons staying in boarding houses	The ABS homelessness operational group for people considered to be homeless who were staying in boarding houses on Census night. Estimation techniques are designed to take account of legal and illegal boarding houses in the estimates. As a result this category is larger than the number of people enumerated in the non-private dwellings classified as "boarding house, private hotel". See Explanatory Notes and Feature article on Methodology for more information about homeless persons staying in boarding houses.

GLOSSARY *continued*

Persons in other temporary lodging	The ABS homelessness operational group for people considered to be homeless who had no usual address and were in other temporary lodging: "hotel, motel, bed and breakfast" on Census night. See Explanatory Notes and Feature article on Methodology for more information about homeless people staying in other temporary lodging.
Persons living in 'severely' crowded dwellings	The ABS homelessness operational group for people considered to be homeless who were living in severely crowded dwellings on Census night. This is operationalised in the Census as those people who were enumerated in a private dwelling that they were usual residents of and, according to the Canadian National Occupancy Standard (CNOS), the dwelling required four or more extra bedrooms to accommodate them. See Explanatory Notes and Feature article on Methodology for more information about homeless people living in severely crowded dwellings and CNOS.
Persons living in other crowded dwellings	The ABS group showing people who were marginally housed: people who were living in other crowded dwellings on Census night. This is operationalised in the Census as those people who were enumerated in a private dwelling that they were usual residents of and, according to the Canadian National Occupancy Standard (CNOS), the dwelling required three extra bedrooms to accommodate them. See Explanatory Notes and Feature article on Methodology for more information on this group and CNOS.
Persons in other improvised dwellings	The ABS group showing people who were marginally housed: people who were enumerated on Census night in the dwelling category of an 'improvised dwelling, tent or sleepers out' who reported either being 'at home' on Census night or having no usual address, and are not considered, on balance, to be homeless. See Explanatory Notes and Feature article on Methodology for more information on this group.
Persons who are marginally housed in caravan parks	The ABS group showing people who were marginally housed and living in caravan parks where they reported a usual address in a caravan, cabin or houseboat in a caravan park and are unlikely to have accommodation alternatives. See Explanatory Notes and Feature article for more information about persons who are marginally housed in caravan parks.
Place of birth	<i>See</i> Country of birth.
Place of enumeration	The place of enumeration is the place at which the person is counted i.e. where he/she spent Census Night, which may not be where he/she usually lives.
Place of usual residence	This is the place where a person usually lives. It may, or may not be the place where the person was counted on Census Night.
Place of usual residence five years ago	Place of usual residence five years ago identifies a person's place of usual residence five years before the Census.
Population	Census count of persons based on their reported place of usual residence.
Post enumeration survey (PES)	<p>A measure of the undercount in the Census is obtained from a sample survey of households undertaken shortly after the Census, called the Post Enumeration Survey. It collects information about where people were on Census Night and their characteristics, which are compared to the actual Census forms. The Post Enumeration Survey found an undercount of 1.8% in the 2001 Census, 2.7% in the 2006 Census and 1.7% in the 2011 Census.</p> <p>The PES is only conducted in private dwellings therefore it cannot be used to estimate the undercount of homeless people on Census night.</p>
Prevalence measure of homelessness	Measure estimating how many people experience homelessness at one point in time, on Census night (also known as point-in-time estimate). A prevalence estimate should ensure that each person is included only once in the estimate if they were homeless at a particular point in time.
Private dwelling	<i>See</i> Dwelling.

GLOSSARY *continued*

Proficiency in Spoken English	Proficiency in spoken English refers to persons who speak a language other than English at home, who report their self assessed proficiency in spoken English. It should be regarded as an indicator of a person's ability to speak English rather than a definitive measure of his/her ability and should be interpreted with care.
Registered marital status	Registered Marital Status reports responses to the question 'What is the person's present marital status?' and refers to the legal status of the person, and not necessarily his/her current living arrangement. The partners in a registered marriage must be of the opposite sex as same-sex relationships cannot be registered as marriages in Australia. Marital status is applicable to people aged 15 years and over.
Relationship in Household	<p>This variable describes the relationship of each person in a family to the family reference person or, where a person is not part of a family, that person's relationship to the household reference person.</p> <p>Children who are usually resident in the household are classified as dependent if they form a parent child relationship and are either 0–14 years of age; or they are 15–24 years of age and also a full-time student (in secondary or tertiary education). Children who are aged 15–24 years who are not full-time students and children aged 25 years and over are classified as non-dependent children. Children who are aged 25 years and over with a child or partner of his/her own, or who are full-time students aged 15–24 years of age with a child or partner of his/her own, are classified according to that relationship.</p>
Remoteness area	Within the AUSTRALIAN STANDARD GEOGRAPHICAL CLASSIFICATION (ASGC), the Remoteness classification comprises five categories, each of which identifies a (non-contiguous) region in Australia being a grouping of Collection Districts (CDs) sharing a particular degree of remoteness. The degrees of remoteness range from 'highly accessible' (i.e. major cities) to 'very remote'.
Rent (weekly)	The Census records the individual dollar amounts of rent paid by households on a weekly basis for the dwelling in which they were enumerated on Census Night. This includes caravans etc. in caravan parks. The categories range from \$0–\$9,999 in single dollar amounts.
Residence	<i>See</i> Dwelling, Household, Usual residence.
Residential Status in a Non-Private Dwelling	<p>The Census records whether people enumerated in non-private dwellings (such as motels, hospitals, colleges etc.) are staying there as either: members of staff of the accommodation (e.g. owner, proprietor, porter, cook, teacher, warden, family of owner or family of staff); or residents, guests, patients, inmates, etc.</p> <p>No information on family relationships is available for people in non-private dwellings because they are enumerated using personal forms.</p>
SAAP	<i>See</i> Supported Accommodation Assistance Program.
Scope and coverage	<p>The 2006 Census of Population and Housing aims to count every person who spent Census Night, 8 August 2006, in Australia. This includes people in the six states, the Northern Territory, the Australian Capital Territory, Jervis Bay Territory, and the external territories of Christmas Island and Cocos (Keeling) Islands. The other Australian external territories (Norfolk Island, and minor islands such as Heard and McDonald Islands), are outside the scope of the Australian Census.</p> <p>People who leave Australia but who are not required to undertake migration formalities, for example those on oil and gas rigs off the Australian coast, and expeditioners to the Australian Antarctic Territory (and other locations) are also included in the Census. They are coded to Off-Shore Collection Districts.</p> <p>All private dwellings, except diplomatic dwellings, are included in the Census, whether occupied or unoccupied. Caravans in caravan parks and manufactured homes in manufactured home estates, are counted only if occupied. For the 2006 Census, unoccupied residences in retirement villages (self-contained) are included. In previous</p>

GLOSSARY *continued*

Scope and coverage <i>continued</i>	<p>Censuses they were excluded. Occupied non-private dwellings, such as hospitals, prisons, hotels, etc. are also included.</p> <p>For more detail see <i>Census Dictionary, 2006</i> (cat. no. 2901.0).</p>
Self-enumeration	Self-enumeration is the term used to describe the way Census data are collected. The Census forms are generally completed by householders (or individuals in non-private dwellings) rather than by interviewers, although interviewers are available in some areas if required.
Sex	The sex of each person enumerated in the Census is recorded as being either male or female.
SLA	See Statistical Local Area.
Sleepers-out	See Dwelling Structure.
Socio-Economic Indexes for Areas – Index of Relative Socio-economic Disadvantage (IRSD)	<p>The Index of relative socio-economic disadvantage is a general socio-economic index that summarises a wide range of information about the economic and social resources of people and households within an area. Because this index focuses on disadvantage, only measures of relative disadvantage are included. This means that a high score (or decile) reflects a relative lack of disadvantage rather than relative advantage</p> <p>This index summarises 17 different measures, such as low income, low education, high unemployment and unskilled occupations. A low score indicates relatively greater disadvantage in general. For example, an area could have a low score if there are (among other things) many households with low income, many people with no qualifications, or many people in low skilled occupations.</p> <p>A high score indicates a relative lack of disadvantage in general. For example, an area may have a high score if there are (among other things) few households with low incomes, few people with no qualifications or in low skilled occupations.</p>
Stock measures	See Prevalence measures of homelessness.
South Sea Islander	<p>Australian South Sea Islanders are the descendants of South Sea Islanders brought to Australia as indentured labour around the turn of the twentieth century and have been identified by legislation as a disadvantaged minority group.</p> <p>This group excludes later voluntary migrants from the South Pacific region.</p>
Specialist Homelessness Services	As of the 1st of July, 2011, The Supported Accommodation Assistance Program (see SAAP) National Data Collection was replaced with the Specialist Homelessness Services (SHS) collection. The Australian Institute of Health and Welfare (AIHW) will compile the data, the first of which will become available in 2012. This Specialist Homelessness Services (SHS) data collection will provide data about the pathways people take in and out of homelessness and the kinds of work homelessness agencies do. It will be able to identify individual clients as well as support periods and children will be counted as individual clients. In addition, family information will be more accurate. Information about previous episodes of homelessness and people turned away from homelessness agencies will also be available. The data will be able to provide snapshots of homelessness at a given point in time, which was not previously available with the past datasets.
Special Indigenous personal form	See Interviewer household form.
Spouse	See Partner.
State and territory	The State/Territory is the largest spatial unit in the AUSTRALIAN STANDARD GEOGRAPHICAL CLASSIFICATION (ASGC). There are six states and five territories in the ASGC: New South Wales, Victoria, Queensland, South Australia, Western Australia, Tasmania, Northern Territory, Australian Capital Territory, Jervis Bay Territory and the external Territories of Christmas Island and Cocos (Keeling) Islands.

GLOSSARY *continued*

State and territory <i>continued</i>	<p>Jervis Bay Territory, and the Territories of Christmas Island and Cocos (Keeling) Islands are grouped as one spatial unit at the State/Territory level in the category of Other Territories.</p> <p>States/Territories consist of one or more Statistical Divisions. In aggregate, they cover Australia without gaps or overlaps.</p>
Statistical Division (SD)	<p>A Statistical Division (SD) is an AUSTRALIAN STANDARD GEOGRAPHICAL CLASSIFICATION (ASGC) defined area which represents a large, general purpose, regional type geographic area. SDs represent relatively homogeneous regions characterised by identifiable social and economic links between the inhabitants and between the economic units within the region, under the unifying influence of one or more major towns or cities. They consist of one or more Statistical Subdivisions (SSDs) and cover, in aggregate, the whole of Australia without gaps or overlaps. They do not cross state or territory boundaries and are the largest statistical building blocks of states and territories.</p> <p>In New South Wales, proclaimed New South Wales Government Regions coincide with SDs except for North Coast, which consists of the SDs of Richmond-Tweed and Mid-North Coast.</p> <p>In the remaining states and territories, SDs are designed in line with the ASGC general purpose regional spatial unit definition.</p> <p>For more information and a list of the Statistical Divisions in each state/territory, refer to <i>Statistical Geography Volume 1: Australian Standard Geographical Classification (ASGC) 2006</i> (cat. no. 1216.0). Maps are available from ABS Information Consultancy.</p>
Statistical Local Area (SLA)	<p>The Statistical Local Area (SLA) is an Australian Standard Geographical Classification (ASGC) defined area which consists of one or more Collection Districts (CDs). SLAs are Local Government Areas (LGAs), or parts thereof. Where there is no incorporated body of local government, SLAs are defined to cover the unincorporated areas. SLAs cover, in aggregate, the whole of Australia without gaps or overlaps.</p> <p>For more information and a list of the Statistical Local Areas in each state/territory, refer to <i>Statistical Geography Volume 1: Australian Standard Geographical Classification (ASGC) 2006</i> (cat. no. 1216.0). Maps are available from ABS Information Consultancy.</p>
Student	<p>See Full/Part-Time student status.</p>
Supported Accommodation Assistance Program (SAAP)	<p>The Supported Accommodation Assistance Program (SAAP) was established in 1985 to consolidate a number of Commonwealth, State and Territory government programs assisting people experiencing homelessness and those at risk of homelessness, including women escaping domestic violence. From the 1st of July, SAAP was replaced with the Specialist Homelessness Services.</p> <p>The overall aim of SHS is to provide transitional supported accommodation and related support services, in order to help people who are homeless to achieve the maximum possible degree of self-reliance and independence</p> <ul style="list-style-type: none"> ■ to resolve crisis; ■ to re-establish family links where appropriate; ■ to re-establish a capacity to live independently of SAAP. <p>The states and territories were responsible for managing the program, while services were provided largely by independent agencies. In 2007–08 approximately 1,550 non government, community or local government organisations were funded nationally under the program. Such organisations ranged from small stand-alone agencies with single outlets to larger auspice bodies with multiple outlets. They provided accommodation and support services to a range of groups including homeless families, singles, young people, and women and children escaping domestic violence.</p>

GLOSSARY *continued*

Survey of Disability, Ageing and Carers	The Survey of Disability, Ageing and Carers (SDAC) aims to measure the prevalence of disability in Australia and levels of support needed, as well as providing a demographic and socio-economic profile of people with disability and older people (65 years and over) compared with the general population. It also provides information about people who provide care to older people and people with disability.
Temporarily absent	The Census form seeks information about people who usually reside in a dwelling but who are temporarily absent on Census Night.
Tent	<i>See Dwelling Structure.</i>
Tenure Type	Tenure type describes whether a household is purchasing, rents or owns, the dwelling in which it was enumerated on Census Night, or whether the household occupies it under another arrangement. Tenure type is derived from the responses to a series of questions. It is applicable to all occupied private dwellings.
Territory	<i>See Australia, State and territory.</i>
Torres Strait Islander people	People identified as being of Torres Strait Islander origin. May also include people identified as being of both Torres Strait Islander and Aboriginal origin.
Type of Educational Institution Attending	The Census 2006 records the type of educational institution being attended by people who are full/part-time students. The categories cover pre-school through to tertiary institutions.
Type of Non-Private Dwelling	The Census records the type of non-private dwelling in which people were enumerated on Census Night. Non-private dwellings are establishments which provide a communal type of accommodation. Examples of categories are Hotel, motel; Boarding house, private hotel; Public hospital (not psychiatric); and Child care institution.
Under-enumeration	<p>Census collectors direct extensive efforts toward locating dwellings and households within districts, however locating them all is sometimes not possible. Some dwellings may not be identified. For example, in commercial areas, flats above or behind shops may be difficult to find. Also, particularly where contact is not made at delivery, flats behind or attached to private dwellings may not be included in the Census. Analysis of the undercount in previous Censuses has shown that people away from their usual residence on Census Night (for example, travelling, camping, staying in a non-private dwelling, or visiting friends) are more likely to be missed than people at home on Census Night.</p> <p>Even when a household is found, under count is possible if not all members of the household are included on the form (for example, if there are more than six people in the household and no extra forms are obtained) or if the household, or a member of the household, refuses to cooperate and complete a Census form.</p> <p>A measure of the extent of under enumeration is obtained from the Post Enumeration Survey (PES). The official population estimates produced by the ABS take into account the results of the PES. However, the Census counts are not adjusted. The PES is only conducted in private dwellings therefore it cannot be used to estimate the underenumeration of homeless people on Census night.</p> <p><i>See also Post Enumeration Survey (PES).</i></p>
Under estimation	The difficulty in isolating unique characteristics of the homeless population within the Census of Population and Housing can result in the misclassification of homeless persons, and subsequent underestimation of the homeless population. The complexity and diversity of persons homeless experiences, and persons not identifying themselves as homeless increases the likelihood of underestimation of homelessness in particular groups, including Youth, Aboriginal and Torres Strait Islander peoples, and people escaping domestic and family violence.
Unemployed	<i>See Labour force status.</i>
Unoccupied private dwelling	<i>See Dwelling.</i>

GLOSSARY *continued*

Usual address	Usual address information is used to code usual residence. <i>See</i> Usual residence.
Usual residence	Usual residence data provide information on the usually resident population of an area, and on the internal migration patterns at the state and regional levels. The 2006 Census had three questions on usual residence that asked where the person usually lived on Census Night, and where the person usually lived one year ago and five years ago. Family variables are only derived for people counted at their usual residence. Temporarily absent persons are used to classify types of relationships and families existing in a household, but they are not used in the derivation of any other Census characteristics or in other Census output. If all members of a family are absent from their usual residence, no family records are created for them. Family and household structures are based on persons usually resident. If all members of a family or household are temporarily absent, the family or household is not counted.
Visiting friends and relatives	Homeless operational group used by Chamberlain and MacKenzie in the report <i>Counting the Homeless, 2006</i> (cat. no. 2050.0).
Visitor only households	For the purposes of homelessness estimation and estimating marginal housing visitor only households are those dwellings where all persons in the dwelling reported no usual address and there were no usual residents. <i>See also</i> Visitors to a household, Usual residence.
Visitors to a household	Characteristics of individual visitors to a household are available at the household of enumeration. Visitors may also be tabulated according to their CD of usual residence but cannot be placed back to their dwelling of usual residence. All household and family classifications in the Census are based on the relationships of people usually residing in the household. This applies when there is at least one person aged 15 years and over present. In these classifications, people temporarily absent are included, and visitors are excluded. The relationship of visitors to one another, or to any resident (including cases where all the people enumerated are visitors) is not further classified. Households containing only visitors are excluded from household mobility variables.
Visitors to Australia	Question 8 on the Census form, 'Where does the person usually live?' allows the identification of people who are usually resident in another country. These overseas visitors are identified as a separate category for all applicable variables.
Voluntary work for an organisation or group	For Census 2006, the number of people who spent time doing unpaid voluntary work through an organisation or group, in the twelve months prior to Census night was measured. It excludes work done <ul style="list-style-type: none"> ■ as part of paid employment ■ if main reason is to qualify for Government benefit ■ in a family business.
Weekly personal income	Provides an indicator of the gross income (including pensions and allowances) that persons aged 15 years and over usually receives each week.
Year of Arrival in Australia	The 2006 Census records the year of arrival in Australia for people born overseas who intend staying in Australia for at least one year. For the 2006 Census, the category 'Overseas visitor' consists of those people who report they usually reside in another country.

BIBLIOGRAPHY

- Australian Bureau of Statistics (2012a) *Information Paper – A Statistical Definition of Homelessness*, September, 2012, Canberra: Australian Bureau of Statistics, Catalogue No. 4922.0.
- Australian Bureau of Statistics (2012b) *Information Paper – Methodology for Estimating Homelessness from the Census of Population and Housing*, September 2012, Canberra: Australian Bureau of Statistics, Catalogue No. 2049.0.55.001.
- Australian Bureau of Statistics (2012c) *Census of Population and Housing – Estimating Homelessness, 2011* (to be published 12 September, 2012), Canberra: Australia Bureau of Statistics, Catalogue No. 2049.0).
- Australian Bureau of Statistics (2012d) *Life After Homelessness*, Australian Social Trends, March 2012, Canberra, Australian Bureau of Statistics, Catalogue No. 4102.0.
- Australian Bureau of Statistics (2012e) *Information Paper – Guide to Homelessness Statistics* (to be published November, 2012), Canberra: Australian Bureau of Statistics, Catalogue No. 4923.0.
- Australian Bureau of Statistics (2012f) Factsheet: *Enumeration Procedures for Aboriginal and Torres Strait Islander Peoples*, Census of Population and Housing, 2011. Retrieved 4 August 2012, from <http://www.abs.gov.au/websitedbs/censushome.nsf/home/factsheetsepat?openDocument&navpos=450>
- Australian Bureau of Statistics (2012g) Factsheet: *Enumeration Procedures for the Homeless*, Census of Population and Housing, 2011. Retrieved 3 August 2012, from <http://www.abs.gov.au/websitedbs/censushome.nsf/home/factsheetseph?openDocument&navpos=450>
- Australian Bureau of Statistics (2012h) Factsheet: *Non-response Rates*, Census of Population and Housing 2011. Retrieved 3 August 2012, from <http://www.abs.gov.au/websitedbs/censushome.nsf/home/nonresponserates?openDocument&navpos=440>
- Australian Bureau of Statistics (2011a) *Discussion Paper: Methodological Review of Counting the Homeless, 2006*, March 2011, Canberra: Australian Bureau of Statistics, Catalogue No. 2050.0.55.001.
- Australian Bureau of Statistics (2011b) *Position Paper – ABS Review of Counting the Homeless Methodology*, August 2011, Canberra: Australian Bureau of Statistics, Catalogue No. 2050.0.55.002.
- Australian Bureau of Statistics (2009) *Household Income and Income Distribution, 2007–08*, Australia, Canberra: Australian Bureau of Statistics, Catalogue No. 65230.0.
- Australian Bureau of Statistics (2008) *2006 Census Homelessness Strategy*. Retrieved June 20, 2012 from: <http://www.abs.gov.au/websitedbs/d3310114.nsf/51c9a3d36edfd0dfca256acb00118404/34b1ea06ea93fe8aca25715e0028a3db!OpenDocument>
- Australian Bureau of Statistics (2007a) *Census of Population and Housing – Details of Undercount*, August 2006, Canberra: Australian Bureau of Statistics, Catalogue No. 2940.0.
- Australian Bureau of Statistics (2007b) *Housing Occupancy and Costs, 2005–06*, Canberra: Australian Bureau of Statistics, Catalogue No. 4130.0.55.001.
- Australian Bureau of Statistics (2006) *How Australia Takes a Census, 2006*, Canberra: Australian Bureau of Statistics, Catalogue No. 2903.0.

BIBLIOGRAPHY *continued*

- Australian Government Department of Families, Housing, Community Services and Indigenous Affairs (2008a) *The Road Home. A National Approach to Reducing Homelessness*, FaHCSIA, Canberra.
- Australian Government Department of Families, Housing, Community Services and Indigenous Affairs (2008b) *Which Way Home? A New Approach to Homelessness*, Canberra, Australia.
- Australian Government Department of Immigration and Citizenship (2007), *Immigration Update July – December 2006*, DIAC, Canberra, Australia.
- Australian Government Department of Immigration and Citizenship (2004), *Immigration Update 2002–2003*, DIAC, Canberra, Australia.
- Australian Government Department of the Prime Minister and Cabinet (2012) *Social Inclusion in Australia: How Australia Is Faring, 2nd Edition*, Australian Social Inclusion Board, Canberra, Australia.
- Australian Government Department of Resources, Energy and Tourism and Tourism Research Australia (2010) *State Of The Industry 2010*, RET, Canberra.
- Australian Government Department of Resources, Energy and Tourism (2009) *QNT Repositioning Study: Final report and Recommendations*, RET, Canberra.
- Chamberlain, C and MacKenzie, D (2008) *Counting the Homeless 2006*, Canberra: Australian Bureau of Statistics, Catalogue No. 2050.0.
- Department of Human Services Victoria (2002) *Victorian Homelessness Strategy: Action Plan and Strategic Framework*, Victoria, Melbourne.
- Mallett, S (2004) 'Understanding Home: A Critical Review of the Literature', *The Sociological Review*, 52 (1), 62–89.
- Morphy, F (ed.) (2007) *Agency, Contingency and Census Process: Observations of the 2006 Indigenous Enumeration Strategy in remote Aboriginal Australia*, Research Monograph, no. 28, Centre for Aboriginal Economic Policy Research ANU, Canberra.
- Tourism Western Australia and Tourism Research Australia (2007) *Understanding the Caravan Park Industry in WA*, Tourism Western Australia, Perth.

FOR MORE INFORMATION . . .

INTERNET **www.abs.gov.au** the ABS website is the best place for data from our publications and information about the ABS.

INFORMATION AND REFERRAL SERVICE

Our consultants can help you access the full range of information published by the ABS that is available free of charge from our website. Information tailored to your needs can also be requested as a 'user pays' service. Specialists are on hand to help you with analytical or methodological advice.

PHONE 1300 135 070

EMAIL client.services@abs.gov.au

FAX 1300 135 211

POST Client Services, ABS, GPO Box 796, Sydney NSW 2001

FREE ACCESS TO STATISTICS

All statistics on the ABS website can be downloaded free of charge.

WEB ADDRESS **www.abs.gov.au**

