

Catalogue No. 4504.5

Western Australia



## **Summary of Criminal Court Proceedings**

**Western Australia**

**1991-92**



# **Summary of Criminal Court Proceedings**

**Western Australia**

**1991-92**

**P.C. KELLY**  
**Deputy Commonwealth Statistician**  
**and Government Statistician**



**INQUIRIES**

- For further information about statistics in this publication and the availability of related unpublished statistics, contact John Bissett on Perth (09) 323 5323.
- For information about other ABS statistics and services please refer to the back cover of this publication.

**CONTENTS**

| <i>Table</i> |   | <i>Page</i> |
|--------------|---|-------------|
|              | <b>Section 1: Summary Of All Courts</b>   |             |
|              | Summary of Findings   | 4           |
| 1            | Summary counts by Aboriginality and sex, 1991-92  | 5           |
| 2            | Charges and convictions by offence group and level of court, 1991-92                                    | 6           |
| 3            | Appearances by outcome, offence group, and level of court, 1991-92                                      | 6           |
| 4            | Convictions: penalties imposed by level of court and offence group and penalty type, 1991-92            | 7           |
| 5            | Appearances by outcome, age, and level of court, 1991-92  | 8           |
| 6            | Charges by Aboriginality, offence group, sex, and level of court, 1991-92                               | 9           |
| 7            | Charges and convictions by Aboriginality, offence group, and level of court 1991-92                     | 10          |
| 8            | Convictions for selected offence classes by statistical division and age, 1991-92                       | 11          |
| 9            | Penalties imposed by offence class and penalty type, 1991-92  | 16          |
|              | <b>Section 2: Higher Courts</b>   |             |
|              | Summary of Findings   | 19          |
| 10           | Summary counts by Aboriginality and sex, 1991-92  | 20          |
| 11           | Charges, appearances and individuals by court and sex, 1991-92  | 20          |
| 12           | Penalties imposed by offence class and penalty type, 1991-92  | 21          |
| 13           | Convictions by sex, offence group and age, 1991-92  | 23          |
| 14           | Appearances on conviction by most serious matter, age and penalty type, 1991-92                         | 23          |
|              | <b>Section 3: Courts of Petty Sessions</b>  |             |
|              | Summary of Findings   | 24          |
| 15           | Summary counts by Aboriginality and sex, 1991-92  | 25          |
| 16           | Appearances on conviction by most serious matter, age and penalty type, 1991-92                         | 25          |
| 17           | Charges, appearances and individuals by statistical division, court and sex, 1991-92                    | 26          |
| 18           | Penalties imposed by offence class and penalty type, 1991-92  | 29          |
| 19           | Convictions by sex, offence group and age, 1991-92  | 32          |
|              | <b>Section 4: Children's Courts</b>   |             |
|              | Summary of Findings   | 33          |
| 20           | Summary counts by Aboriginality and sex, 1991-92  | 34          |
| 21           | Appearances on conviction by most serious matter, age and penalty type, 1991-92                         | 34          |
| 22           | Convictions, distinct persons and individuals convicted by statistical division, court and sex, 1991-92 | 35          |
| 23           | Convictions and penalties imposed by offence class and penalty type, 1991-92                            | 38          |
| 24           | Convictions by sex, offence group and age, 1991-92  | 40          |
| ..           | Explanatory Notes   | 41          |
| ..           | Glossary of Terms   | 43          |

## SECTION 1 : ALL COURTS

### SUMMARY OF FINDINGS

|                             |  |
|-----------------------------|--|
| <b>Charges</b>              | <p>In all courts in Western Australia in 1991-92 there were 123,465 charges heard resulting in 120,938 convictions against 41,672 individuals; 70.2 per cent of charges were dealt with in Courts of Petty Sessions; 24.6 per cent in Children's Courts; and 5.2 per cent in Higher Courts. In Higher Courts 89.3 per cent of charges resulted in convictions compared to 97.9 per cent in Courts of Petty Sessions. Data for Children's Courts only include outcomes of guilty, and consequently the number of charges equals the number of convictions.</p> <p>Males accounted for 81.8 per cent of charges, 81.8 per cent of convictions and 81.4 per cent of individuals convicted. The mean number of convictions per individual convicted was 2.9 for both males and females.</p>  |
| <b>Convictions</b>          | <p>There were 3 offence groups which accounted for 79.9 per cent of all convictions. They were <i>breaking, entering and fraud</i> with 42,342 convictions or 35.0 per cent of all convictions, <i>motor vehicle and traffic offences</i> with 27,260 convictions or 22.5 per cent and <i>offences against good order</i> with 26,987 convictions or 22.3 per cent of all convictions.</p>   |
| <b>Penalties</b>            | <p>The total number of penalties imposed was 147,774, including 25,306 occasions where 2 or more penalties were imposed for a conviction. The most frequent penalty imposed was a fine, accounting for 44.5 per cent of all penalties, followed by imprisonment with 12.2 per cent and loss or suspension of drivers licence with 11.4 per cent of all penalties.</p>  |
| <b>Aboriginal people</b>    | <p>At the 1991 population census Aboriginal and Torres Strait Islander people made up 2.6 per cent of the State's population. In 1991-92 Aboriginal people accounted for 24.7 per cent of convictions and 16.9 per cent of individuals convicted. As indicated in Section 1, Table 5, the rate of conviction for persons up to the 30 to 39 year age group is higher than for other age groups. The Aboriginal population has a younger age profile than the rest of the population and to some extent this is a contributing factor to the higher levels of Aboriginal convictions. Aboriginal males accounted for 80.2 per cent of all Aboriginal convictions and 73.9 per cent of Aboriginal individuals convicted. The mean number of convictions per convicted individual was 4.6 for males compared to 3.2 for females. For non Aboriginal people the mean number of convictions per convicted individual was the same for both males and females at 2.6 convictions per individual.</p> |
| <b>Age distinct persons</b> | <p>The number of distinct persons convicted in all courts was 57,822 with people under the age of 20 years being the group with the largest number of distinct persons convicted, followed by distinct persons in the 20 to 24 years age group. There were 18,032 distinct persons under the age of 20 years convicted accounting for 31.2 per cent of all distinct persons convicted. Within this age group 18 year olds were the main offenders with 5,123 distinct persons convicted. Distinct persons in the 20 to 24 year age group accounted for 24.6 per cent of distinct persons convicted.</p>  |
| <b>Age convictions</b>      | <p>Table 8 shows that for most crimes the main offenders were persons in the age groups under 20 years, and 20 to 24 years. Persons aged under 20 years recorded 82.5 per cent of all convictions for theft or illegal use of a motor vehicle and 74.3 per cent of all convictions for breaking and entering.</p> <p>Persons aged 20 to 24 years recorded more convictions than any other age group for possession and/or use of cannabis (35.5%), armed robbery (33.9%) and assault occasioning actual bodily harm (25.0%).</p> <p>Persons aged over 30 recorded 76.7 per cent of all convictions for sexual offences (consent proscribed) and 70.3 per cent of all convictions for sexual assault according to state or territory law.</p>   |
| <b>Locality</b>             | <p>The distribution of convictions between the Perth Statistical Division and the rest of the State varied depending on the offence. The Perth Statistical Division recorded 95.2 per cent of all convictions for armed robbery, 83.9 per cent of convictions for fraud forgery and false pretences, 59.8 per cent of drink driving convictions, and only 40.0 per cent of liquor licensing convictions. The Perth Statistical Division has 72 per cent of the State's population.</p>   |

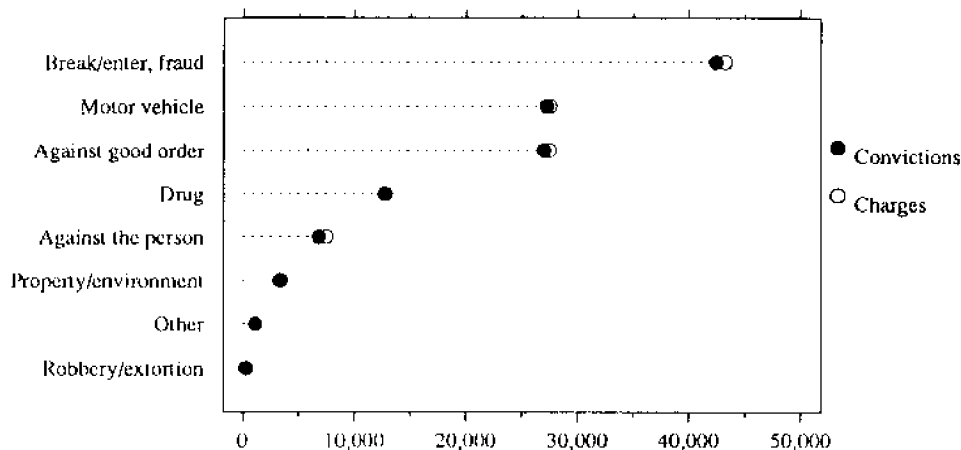
## SECTION 1 — SUMMARY OF ALL COURTS

TABLE 1 — SUMMARY COUNTS BY ABORIGINALITY AND SEX, 1991 — 92

| <i>Summary of counts</i>   | <i>Males</i> | <i>Females</i> | <i>Total (a)</i> |
|----------------------------|--------------|----------------|------------------|
| <b>NON-ABORIGINAL</b>      |              |                |                  |
| Charges                    | 70,115       | 14,085         | 84,200           |
| Distinct persons charged   | 35,582       | 6,304          | 41,886           |
| Individuals charged        | 27,187       | 5,389          | 32,576           |
| Convictions                | 68,606       | 13,769         | 82,375           |
| Distinct persons convicted | 34,931       | 6,225          | 41,156           |
| Individuals convicted      | 26,752       | 5,324          | 32,076           |
| <b>ABORIGINAL</b>          |              |                |                  |
| Charges                    | 24,267       | 5,975          | 30,242           |
| Distinct persons charged   | 10,233       | 3,368          | 13,601           |
| Individuals charged        | 5,287        | 1,860          | 7,147            |
| Convictions                | 23,921       | 5,895          | 29,816           |
| Distinct persons convicted | 10,072       | 3,328          | 13,400           |
| Individuals convicted      | 5,218        | 1,840          | 7,058            |
| <b>UNKNOWN</b>             |              |                |                  |
| Charges                    | 6,641        | 2,304          | 8,945            |
| Distinct persons charged   | 2,635        | 648            | 3,283            |
| Individuals charged        | 2,017        | 534            | 2,551            |
| Convictions                | 6,392        | 2,282          | 8,674            |
| Distinct persons convicted | 2,580        | 638            | 3,218            |
| Individuals convicted      | 1,965        | 527            | 2,492            |
| <b>TOTAL</b>               |              |                |                  |
| Charges                    | 101,023      | 22,364         | 123,465          |
| Distinct persons charged   | 48,450       | 10,320         | 58,821           |
| Individuals charged        | 34,491       | 7,783          | 42,323           |
| Convictions                | 98,919       | 21,946         | 120,938          |
| Distinct persons convicted | 47,583       | 10,191         | 57,822           |
| Individuals convicted      | 33,935       | 7,691          | 41,672           |

See Explanatory Notes: (a) Includes corporate bodies.

ALL COURTS  
TOTAL CHARGES AND CONVICTIONS BY OFFENCE GROUP  
1991-92  
(Reference Table 2)



## SECTION 1 — SUMMARY OF ALL COURTS

TABLE 2 — CHARGES AND CONVICTIONS (a) BY OFFENCE GROUP, AND LEVEL OF COURT, 1991 — 92

| Offence group                      | Level of court |          |               |           |               |           |                |            |
|------------------------------------|----------------|----------|---------------|-----------|---------------|-----------|----------------|------------|
|                                    | Higher         |          | Petty         |           | Children's    |           | Total          |            |
|                                    | No.            | %        | No.           | %         | No.           | %         | No.            | %          |
| CHARGES                            |                |          |               |           |               |           |                |            |
| Offences against the person        | 2,002          | 27       | 4,433         | 59        | 1,061         | 14        | 7,496          | 100        |
| Robbery and extortion              | 182            | 53       | 10            | 3         | 154           | 45        | 346            | 100        |
| Breaking and entering, fraud etc   | 3,201          | 7        | 25,442        | 59        | 14,610        | 34        | 43,253         | 100        |
| Property and environment offences  | 94             | 3        | 2,115         | 62        | 1,198         | 35        | 3,407          | 100        |
| Offences against good order        | 434            | 2        | 21,602        | 79        | 5,436         | 20        | 27,472         | 100        |
| Drug offences                      | 452            | 4        | 11,056        | 86        | 1,296         | 10        | 12,804         | 100        |
| Motor vehicle and traffic offences | 8              | 0        | 21,310        | 77        | 6,205         | 23        | 27,523         | 100        |
| Other offences                     | 27             | 2        | 684           | 60        | 438           | 38        | 1,149          | 100        |
| Offence unknown                    | 7              | 47       | 8             | 53        | —             | —         | 15             | 100        |
| <b>Western Australian Total</b>    | <b>6,407</b>   | <b>5</b> | <b>86,660</b> | <b>70</b> | <b>30,398</b> | <b>25</b> | <b>123,465</b> | <b>100</b> |
| CONVICTIONS                        |                |          |               |           |               |           |                |            |
| Offences against the person        | 1,637          | 24       | 4,153         | 61        | 1,061         | 15        | 6,851          | 100        |
| Robbery and extortion              | 166            | 51       | 8             | 2         | 154           | 47        | 328            | 100        |
| Breaking and entering, fraud etc   | 2,950          | 7        | 24,782        | 59        | 14,610        | 35        | 42,342         | 100        |
| Property and environment offences  | 90             | 3        | 2,053         | 61        | 1,198         | 36        | 3,341          | 100        |
| Offences against good order        | 410            | 2        | 21,141        | 78        | 5,436         | 20        | 26,987         | 100        |
| Drug offences                      | 422            | 3        | 10,981        | 86        | 1,296         | 10        | 12,699         | 100        |
| Motor vehicle and traffic offences | 8              | 0        | 21,047        | 77        | 6,205         | 23        | 27,260         | 100        |
| Other offences                     | 27             | 2        | 647           | 58        | 438           | 39        | 1,112          | 100        |
| Offence unknown                    | 10             | 56       | 8             | 44        | —             | —         | 18             | 100        |
| <b>Western Australian Total</b>    | <b>5,720</b>   | <b>5</b> | <b>84,820</b> | <b>70</b> | <b>30,398</b> | <b>25</b> | <b>120,938</b> | <b>100</b> |

See Explanatory Notes. (a) It is possible to be convicted for an offence other than the one charged. Includes corporate bodies.

TABLE 3 — APPEARANCES (a) BY OUTCOME (b), OFFENCE GROUP, AND LEVEL OF COURT, 1991 — 92

| Offence group                      | Level of court |          |               |           |               |           |               |            |
|------------------------------------|----------------|----------|---------------|-----------|---------------|-----------|---------------|------------|
|                                    | Higher         |          | Petty         |           | Children's    |           | Total         |            |
|                                    | No.            | %        | No.           | %         | No.           | %         | No.           | %          |
| CHARGES                            |                |          |               |           |               |           |               |            |
| Offences against the person        | 771            | 16       | 3,383         | 70        | 668           | 14        | 4,822         | 100        |
| Robbery and extortion              | 134            | 54       | 6             | 2         | 107           | 43        | 247           | 100        |
| Breaking and entering, fraud etc   | 1,011          | 7        | 8,964         | 64        | 4,045         | 29        | 14,020        | 100        |
| Property and environment offences  | 43             | 3        | 1,251         | 73        | 421           | 25        | 1,715         | 100        |
| Offences against good order        | 298            | 2        | 10,998        | 84        | 1,867         | 14        | 13,163        | 100        |
| Drug offences                      | 274            | 4        | 6,576         | 88        | 631           | 8         | 7,481         | 100        |
| Motor vehicle and traffic offences | —              | —        | 13,905        | 82        | 3,093         | 18        | 16,998        | 100        |
| Other offences                     | 6              | 2        | 274           | 74        | 88            | 24        | 368           | 100        |
| Offence unknown                    | 6              | 86       | 1             | 14        | —             | —         | 7             | 100        |
| <b>Western Australian Total</b>    | <b>2,543</b>   | <b>4</b> | <b>45,358</b> | <b>77</b> | <b>10,920</b> | <b>19</b> | <b>58,821</b> | <b>100</b> |
| CONVICTIONS                        |                |          |               |           |               |           |               |            |
| Offences against the person        | 577            | 13       | 3,226         | 72        | 668           | 15        | 4,471         | 100        |
| Robbery and extortion              | 121            | 52       | 5             | 2         | 107           | 46        | 233           | 100        |
| Breaking and entering, fraud etc   | 908            | 7        | 8,793         | 64        | 4,045         | 29        | 13,746        | 100        |
| Property and environment offences  | 42             | 2        | 1,227         | 73        | 421           | 25        | 1,690         | 100        |
| Offences against good order        | 280            | 2        | 10,801        | 83        | 1,867         | 14        | 12,948        | 100        |
| Drug offences                      | 264            | 4        | 6,532         | 88        | 631           | 8         | 7,427         | 100        |
| Motor vehicle and traffic offences | —              | —        | 13,846        | 82        | 3,093         | 18        | 16,939        | 100        |
| Other offences                     | 6              | 2        | 264           | 74        | 88            | 25        | 358           | 100        |
| Offence unknown                    | 9              | 90       | 1             | 10        | —             | —         | 10            | 100        |
| <b>Western Australian Total</b>    | <b>2,207</b>   | <b>4</b> | <b>44,695</b> | <b>77</b> | <b>10,920</b> | <b>19</b> | <b>57,822</b> | <b>100</b> |

See Explanatory Notes. (a) The most serious matter for each appearance is tabulated (b) It is possible to be convicted for an offence other than the one charged. Includes corporate bodies.



## SECTION 1 — SUMMARY OF ALL COURTS

TABLE 4 — CONVICTIONS: PENALTIES IMPOSED BY LEVEL OF COURT, OFFENCE GROUP  
AND PENALTY TYPE, 1991 — 92

| Offence group                      | Penalty type                      |                                 |              |                |                               |                             |               |              |
|------------------------------------|-----------------------------------|---------------------------------|--------------|----------------|-------------------------------|-----------------------------|---------------|--------------|
|                                    | Imprisonment<br>or deten-<br>tion | Suspended<br>sentence<br>or CRO | CSO          | Prob-<br>ation | Good<br>behaviour<br>bond (a) | Loss or<br>suspended<br>MDL | Fine          | Other        |
| HIGHER COURTS                      |                                   |                                 |              |                |                               |                             |               |              |
| Offences against the person        | 1,228                             | —                               | 108          | 198            | 23                            | 14                          | 180           | 31           |
| Robbery and extortion              | 137                               | 1                               | 18           | 24             | —                             | —                           | 4             | 2            |
| Breaking and entering, fraud etc   | 1,936                             | —                               | 606          | 790            | 20                            | 2                           | 165           | 105          |
| Property and environment offences  | 44                                | —                               | 35           | 28             | 2                             | —                           | 5             | 8            |
| Offences against good order        | 230                               | —                               | 65           | 80             | 14                            | —                           | 68            | 24           |
| Drug offences                      | 192                               | —                               | 69           | 105            | 3                             | —                           | 120           | 29           |
| Motor vehicle and traffic offences | 7                                 | —                               | —            | —              | —                             | 4                           | —             | —            |
| Other offences                     | 12                                | —                               | 14           | 14             | —                             | —                           | 1             | —            |
| Offence unknown                    | 7                                 | —                               | —            | —              | —                             | —                           | 3             | —            |
| <b>Western Australian Total</b>    | <b>3,793</b>                      | <b>1</b>                        | <b>915</b>   | <b>1,239</b>   | <b>62</b>                     | <b>20</b>                   | <b>546</b>    | <b>199</b>   |
| COURTS OF PETTY SESSIONS           |                                   |                                 |              |                |                               |                             |               |              |
| Offences against the person        | 724                               | 1                               | 249          | 315            | 448                           | 122                         | 2,211         | 368          |
| Robbery and extortion              | 3                                 | —                               | —            | —              | —                             | —                           | 4             | 1            |
| Breaking and entering, fraud etc   | 5,205                             | 1,206                           | 4,983        | 5,612          | 4,260                         | 344                         | 9,860         | 1,038        |
| Property and environment offences  | 147                               | —                               | 70           | 118            | 87                            | 12                          | 1,559         | 113          |
| Offences against good order        | 1,688                             | 1                               | 514          | 767            | 525                           | 131                         | 16,683        | 1,347        |
| Drug offences                      | 363                               | —                               | 257          | 304            | 86                            | 3                           | 9,903         | 206          |
| Motor vehicle and traffic offences | 904                               | —                               | 288          | 246            | 7                             | 15,227                      | 19,487        | 321          |
| Other offences                     | 71                                | 3                               | 4            | 7              | 57                            | —                           | 410           | 108          |
| Offence unknown                    | —                                 | —                               | —            | —              | —                             | —                           | 7             | 1            |
| <b>Western Australian Total</b>    | <b>9,105</b>                      | <b>1,211</b>                    | <b>6,365</b> | <b>7,369</b>   | <b>5,470</b>                  | <b>15,839</b>               | <b>60,124</b> | <b>3,503</b> |
| CHILDREN'S COURTS                  |                                   |                                 |              |                |                               |                             |               |              |
| Offences against the person        | 210                               | 168                             | 156          | 224            | 143                           | 10                          | 76            | 104          |
| Robbery and extortion              | 63                                | 42                              | 16           | 25             | 2                             | 1                           | 7             | 3            |
| Breaking and entering, fraud etc   | 3,023                             | 2,948                           | 2,691        | 3,485          | 1,044                         | 299                         | 525           | 1,315        |
| Property and environment offences  | 170                               | 144                             | 241          | 204            | 163                           | 9                           | 119           | 174          |
| Offences against good order        | 826                               | 684                             | 735          | 744            | 528                           | 38                          | 900           | 1,074        |
| Drug offences                      | 41                                | 68                              | 214          | 164            | 173                           | 2                           | 312           | 336          |
| Motor vehicle and traffic offences | 768                               | 523                             | 508          | 398            | 419                           | 654                         | 3,136         | 526          |
| Other offences                     | 33                                | 3                               | 101          | 34             | 52                            | —                           | 72            | 143          |
| <b>Western Australian Total</b>    | <b>5,134</b>                      | <b>4,580</b>                    | <b>4,662</b> | <b>5,278</b>   | <b>2,524</b>                  | <b>1,013</b>                | <b>5,147</b>  | <b>3,675</b> |

See Explanatory Notes. (a) Includes parental good behaviour bond. Includes corporate bodies.

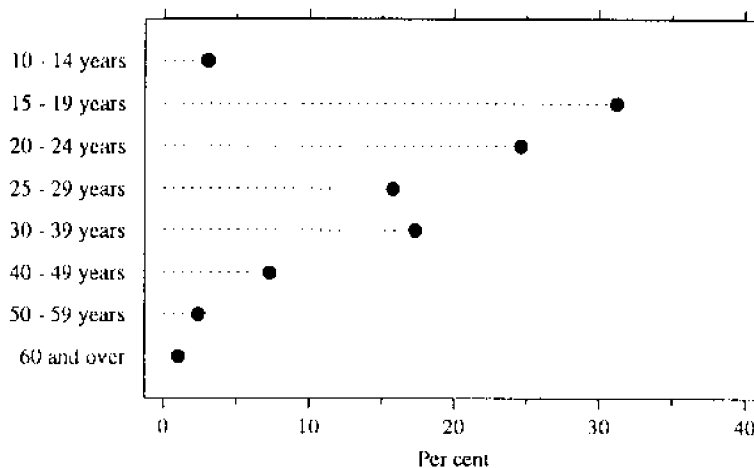
## SECTION 1 — SUMMARY OF ALL COURTS

TABLE 5 — APPEARANCES BY OUTCOME, AGE, AND LEVEL OF COURT, 1991 — 92

| Age group                       | Level of court |          |               |           |               |           |               |            |
|---------------------------------|----------------|----------|---------------|-----------|---------------|-----------|---------------|------------|
|                                 | Higher         |          | Petty         |           | Children's    |           | Total         |            |
|                                 | No.            | %        | No.           | %         | No.           | %         | No.           | %          |
| CHARGES                         |                |          |               |           |               |           |               |            |
| Under 15                        | 6              | 0        | —             | —         | 1,727         | 100       | 1,733         | 100        |
| 15                              | 3              | 0        | —             | —         | 1,328         | 100       | 1,331         | 100        |
| 16                              | 8              | 0        | —             | —         | 2,166         | 100       | 2,174         | 100        |
| 17                              | 11             | 0        | —             | —         | 3,812         | 100       | 3,823         | 100        |
| 18                              | 131            | 3        | 3,435         | 66        | 1,604         | 31        | 5,170         | 100        |
| 19                              | 208            | 5        | 3,612         | 93        | 75            | 2         | 3,895         | 100        |
| 20 — 24                         | 780            | 5        | 13,650        | 94        | 17            | 0         | 14,447        | 100        |
| 25 — 29                         | 501            | 5        | 8,817         | 95        | 1             | 0         | 9,319         | 100        |
| 30 — 39                         | 523            | 5        | 9,728         | 95        | 5             | 0         | 10,256        | 100        |
| 40 — 49                         | 228            | 5        | 4,117         | 95        | 3             | 0         | 4,348         | 100        |
| 50 — 59                         | 83             | 6        | 1,349         | 94        | —             | —         | 1,432         | 100        |
| 60 and over                     | 46             | 7        | 570           | 93        | —             | —         | 616           | 100        |
| Not stated                      | 15             | 7        | 29            | 13        | 182           | 81        | 226           | 100        |
| Other (a)                       | —              | —        | 51            | 100       | —             | —         | 51            | 100        |
| <b>Western Australian Total</b> | <b>2,543</b>   | <b>4</b> | <b>45,358</b> | <b>77</b> | <b>10,920</b> | <b>19</b> | <b>58,821</b> | <b>100</b> |
| CONVICTIONS                     |                |          |               |           |               |           |               |            |
| Under 15                        | 5              | 0        | —             | —         | 1,727         | 100       | 1,732         | 100        |
| 15                              | 3              | 0        | —             | —         | 1,328         | 100       | 1,331         | 100        |
| 16                              | 8              | 0        | —             | —         | 2,166         | 100       | 2,174         | 100        |
| 17                              | 8              | 0        | —             | —         | 3,812         | 100       | 3,820         | 100        |
| 18                              | 124            | 2        | 3,395         | 66        | 1,604         | 31        | 5,123         | 100        |
| 19                              | 201            | 5        | 3,576         | 93        | 75            | 2         | 3,852         | 100        |
| 20 — 24                         | 695            | 5        | 13,487        | 95        | 17            | 0         | 14,199        | 100        |
| 25 — 29                         | 446            | 5        | 8,691         | 95        | 1             | 0         | 9,138         | 100        |
| 30 — 39                         | 434            | 4        | 9,567         | 96        | 5             | 0         | 10,006        | 100        |
| 40 — 49                         | 170            | 4        | 4,035         | 96        | 3             | 0         | 4,208         | 100        |
| 50 — 59                         | 64             | 5        | 1,314         | 95        | —             | —         | 1,378         | 100        |
| 60 and over                     | 36             | 6        | 553           | 94        | —             | —         | 589           | 100        |
| Not stated                      | 13             | 6        | 29            | 13        | 182           | 81        | 224           | 100        |
| Other (a)                       | —              | —        | 48            | 100       | —             | —         | 48            | 100        |
| <b>Western Australian Total</b> | <b>2,207</b>   | <b>4</b> | <b>44,695</b> | <b>77</b> | <b>10,920</b> | <b>19</b> | <b>57,822</b> | <b>100</b> |

See Explanatory Notes. (a) Corporate bodies.

ALL COURTS  
DISTINCT PERSONS CONVICTED BY AGE GROUP, 1991-92  
AS A PROPORTION OF TOTAL DISTINCT PERSONS CONVICTED  
(Reference Table 5)



No convictions were recorded for persons aged under 10 years.

## SECTION 1 — SUMMARY OF ALL COURTS

TABLE 6 — CHARGES BY ABORIGINALITY, OFFENCE GROUP, SEX, AND LEVEL OF COURT, 1991 — 92

| Offence group                      | Level of court |            |               |               |               |              |                |               |
|------------------------------------|----------------|------------|---------------|---------------|---------------|--------------|----------------|---------------|
|                                    | Higher         |            | Petty         |               | Children's    |              | Total          |               |
|                                    | Male           | Female     | Male          | Female        | Male          | Female       | Male           | Female        |
| NON-ABORIGINAL                     |                |            |               |               |               |              |                |               |
| Offences against the person        | 1,147          | 15         | 2,324         | 261           | 401           | 63           | 3,872          | 339           |
| Robbery and extortion              | 94             | 7          | 3             | —             | 50            | 8            | 147            | 15            |
| Breaking and entering, fraud etc   | 2,058          | 203        | 13,519        | 6,971         | 6,287         | 686          | 21,864         | 7,860         |
| Property and environment offences  | 55             | 9          | 1,317         | 72            | 550           | 40           | 1,922          | 121           |
| Offences against good order        | 259            | 21         | 11,052        | 1,428         | 1,892         | 334          | 13,203         | 1,783         |
| Drug offences                      | 274            | 33         | 8,731         | 1,557         | 819           | 71           | 9,824          | 1,661         |
| Motor vehicle and traffic offences | —              | —          | 15,604        | 2,037         | 3,144         | 204          | 18,748         | 2,241         |
| Other offences                     | 22             | —          | 469           | 53            | 36            | 9            | 527            | 62            |
| Offence unknown                    | 2              | 1          | 6             | 2             | —             | —            | 8              | 3             |
| <b>Western Australian Total</b>    | <b>3,911</b>   | <b>289</b> | <b>53,025</b> | <b>12,381</b> | <b>13,179</b> | <b>1,415</b> | <b>70,115</b>  | <b>14,085</b> |
| ABORIGINAL                         |                |            |               |               |               |              |                |               |
| Offences against the person        | 286            | 30         | 1,475         | 355           | 385           | 73           | 2,146          | 458           |
| Robbery and extortion              | 41             | —          | 5             | 2             | 72            | 8            | 118            | 10            |
| Breaking and entering, fraud etc   | 366            | 58         | 2,061         | 706           | 4,780         | 857          | 7,207          | 1,621         |
| Property and environment offences  | 8              | —          | 550           | 166           | 373           | 55           | 931            | 221           |
| Offences against good order        | 69             | 12         | 6,461         | 2,338         | 2,031         | 513          | 8,561          | 2,863         |
| Drug offences                      | 13             | 8          | 586           | 147           | 130           | 15           | 729            | 170           |
| Motor vehicle and traffic offences | 8              | —          | 3,125         | 498           | 1,096         | 86           | 4,229          | 584           |
| Other offences                     | —              | —          | 55            | 17            | 288           | 31           | 343            | 48            |
| Offence unknown                    | 3              | —          | —             | —             | —             | —            | 3              | —             |
| <b>Western Australian Total</b>    | <b>794</b>     | <b>108</b> | <b>14,318</b> | <b>4,229</b>  | <b>9,155</b>  | <b>1,638</b> | <b>24,267</b>  | <b>5,975</b>  |
| UNKNOWN                            |                |            |               |               |               |              |                |               |
| Offences against the person        | 497            | 27         | 15            | 3             | 105           | 34           | 617            | 64            |
| Robbery and extortion              | 37             | 3          | —             | —             | 16            | —            | 53             | 3             |
| Breaking and entering, fraud etc   | 463            | 53         | 1,047         | 1,137         | 1,596         | 404          | 3,106          | 1,594         |
| Property and environment offences  | 19             | 3          | 8             | 2             | 162           | 18           | 189            | 23            |
| Offences against good order        | 65             | 8          | 167           | 81            | 506           | 160          | 738            | 249           |
| Drug offences                      | 116            | 8          | 32            | 3             | 224           | 37           | 372            | 48            |
| Motor vehicle and traffic offences | —              | —          | 40            | 6             | 1,392         | 283          | 1,432          | 289           |
| Other offences                     | 5              | —          | 83            | 5             | 45            | 29           | 133            | 34            |
| Offence unknown                    | 1              | —          | —             | —             | —             | —            | 1              | —             |
| <b>Western Australian Total</b>    | <b>1,203</b>   | <b>102</b> | <b>1,392</b>  | <b>1,237</b>  | <b>4,046</b>  | <b>965</b>   | <b>6,641</b>   | <b>2,304</b>  |
| TOTAL                              |                |            |               |               |               |              |                |               |
| Offences against the person        | 1,930          | 72         | 3,814         | 619           | 891           | 170          | 6,635          | 861           |
| Robbery and extortion              | 172            | 10         | 8             | 2             | 138           | 16           | 318            | 28            |
| Breaking and entering, fraud etc   | 2,887          | 314        | 16,627        | 8,814         | 12,663        | 1,947        | 32,177         | 11,075        |
| Property and environment offences  | 82             | 12         | 1,875         | 240           | 1,085         | 113          | 3,042          | 365           |
| Offences against good order        | 393            | 41         | 17,680        | 3,847         | 4,429         | 1,007        | 22,502         | 4,895         |
| Drug offences                      | 403            | 49         | 9,349         | 1,707         | 1,173         | 123          | 10,925         | 1,879         |
| Motor vehicle and traffic offences | 8              | —          | 18,769        | 2,541         | 5,632         | 573          | 24,409         | 3,114         |
| Other offences                     | 27             | —          | 607           | 75            | 369           | 69           | 1,003          | 144           |
| Offence unknown                    | 6              | 1          | 6             | 2             | —             | —            | 12             | 3             |
| <b>Western Australian Total</b>    | <b>5,908</b>   | <b>499</b> | <b>68,735</b> | <b>17,847</b> | <b>26,380</b> | <b>4,018</b> | <b>101,023</b> | <b>22,364</b> |

See Explanatory Notes. Excludes corporate bodies.

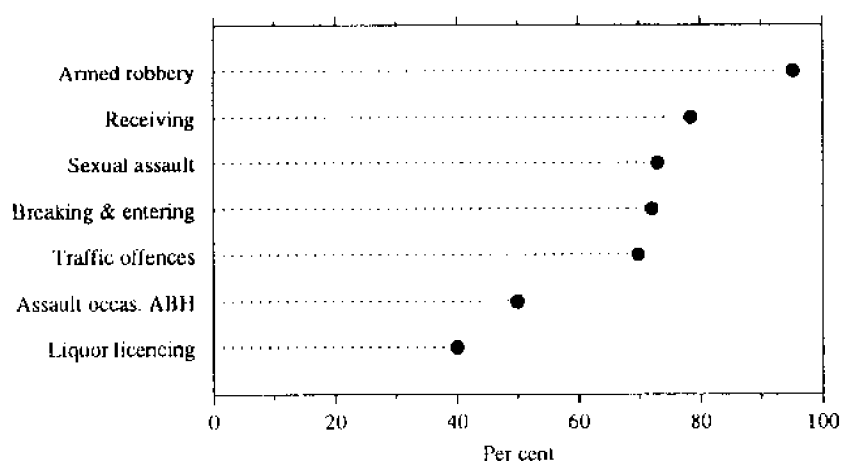
## SECTION 1 — SUMMARY OF ALL COURTS

TABLE 7 — CHARGES AND CONVICTIONS BY ABORIGINALITY, OFFENCE GROUP, AND LEVEL OF COURT, 1991 — 92

| Offence group (a)                  | Non-Aboriginal |               | Aboriginal    |               | Unknown      |              | Total         |               |
|------------------------------------|----------------|---------------|---------------|---------------|--------------|--------------|---------------|---------------|
|                                    | Charges        | Convictions   | Charges       | Convictions   | Charges      | Convictions  | Charges       | Convictions   |
| <b>HIGHER COURTS</b>               |                |               |               |               |              |              |               |               |
| Offences against the person        | 1,162          | 914           | 316           | 263           | 524          | 465          | 2,002         | 1,642         |
| Robbery and extortion              | 101            | 90            | 41            | 39            | 40           | 38           | 182           | 167           |
| Breaking and entering, fraud etc   | 2,261          | 2,076         | 424           | 408           | 516          | 465          | 3,201         | 2,949         |
| Property and environment offences  | 64             | 60            | 8             | 8             | 22           | 22           | 94            | 90            |
| Offences against good order        | 280            | 261           | 81            | 80            | 73           | 69           | 434           | 410           |
| Drug offences                      | 307            | 279           | 21            | 19            | 124          | 124          | 452           | 422           |
| Motor vehicle and traffic offences | —              | —             | 8             | 8             | —            | —            | 8             | 8             |
| Other offences                     | 22             | 22            | —             | —             | 5            | 5            | 27            | 27            |
| Offence unknown                    | 3              | 3             | 3             | 1             | 1            | 1            | 7             | 5             |
| <b>Western Australian Total</b>    | <b>4,200</b>   | <b>3,705</b>  | <b>902</b>    | <b>826</b>    | <b>1,305</b> | <b>1,189</b> | <b>6,407</b>  | <b>5,720</b>  |
| <b>COURTS OF PETTY SESSIONS</b>    |                |               |               |               |              |              |               |               |
| Offences against the person        | 2,585          | 2,402         | 1,830         | 1,734         | 18           | 17           | 4,433         | 4,153         |
| Robbery and extortion              | 3              | 1             | 7             | 7             | —            | —            | 10            | 8             |
| Breaking and entering, fraud etc   | 20,490         | 20,042        | 2,767         | 2,702         | 2,184        | 2,037        | 25,441        | 24,781        |
| Property and environment offences  | 1,389          | 1,344         | 716           | 699           | 10           | 10           | 2,115         | 2,053         |
| Offences against good order        | 12,480         | 12,142        | 8,799         | 8,686         | 248          | 243          | 21,527        | 21,071        |
| Drug offences                      | 10,288         | 10,214        | 733           | 732           | 35           | 35           | 11,056        | 10,981        |
| Motor vehicle and traffic offences | 17,641         | 17,436        | 3,623         | 3,566         | 46           | 45           | 21,310        | 21,047        |
| Other offences                     | 522            | 487           | 72            | 71            | 88           | 87           | 682           | 645           |
| Offence unknown                    | 8              | 8             | —             | —             | —            | —            | 8             | 8             |
| <b>Western Australian Total</b>    | <b>65,406</b>  | <b>64,076</b> | <b>18,547</b> | <b>18,197</b> | <b>2,629</b> | <b>2,474</b> | <b>86,582</b> | <b>84,747</b> |
| <b>CHILDREN'S COURTS</b>           |                |               |               |               |              |              |               |               |
| Offences against the person        | 464            | 464           | 458           | 458           | 139          | 139          | 1,061         | 1,061         |
| Robbery and extortion              | 58             | 58            | 80            | 80            | 16           | 16           | 154           | 154           |
| Breaking and entering, fraud etc   | 6,973          | 6,973         | 5,637         | 5,637         | 2,000        | 2,000        | 14,610        | 14,610        |
| Property and environment offences  | 590            | 590           | 428           | 428           | 180          | 180          | 1,198         | 1,198         |
| Offences against good order        | 2,226          | 2,226         | 2,544         | 2,544         | 666          | 666          | 5,436         | 5,436         |
| Drug offences                      | 890            | 890           | 145           | 145           | 261          | 261          | 1,296         | 1,296         |
| Motor vehicle and traffic offences | 3,348          | 3,348         | 1,182         | 1,182         | 1,675        | 1,675        | 6,205         | 6,205         |
| Other offences                     | 45             | 45            | 319           | 319           | 74           | 74           | 438           | 438           |
| <b>Western Australian Total</b>    | <b>14,594</b>  | <b>14,594</b> | <b>10,793</b> | <b>10,793</b> | <b>5,011</b> | <b>5,011</b> | <b>30,398</b> | <b>30,398</b> |

See Explanatory Notes. (a) Based on the charged offence. It is possible to be convicted for an offence other than the one originally charged. Later comparable tables, that deal with convictions only, are based on convicted offence type. Excludes corporate bodies.

ALL COURTS  
PERCENTAGE OF CONVICTIONS FOR SELECTED OFFENCE CLASSES  
OCCURRING IN PERTH STATISTICAL DIVISION, 1991-92  
(Reference Table 8)



## SECTION 1 — SUMMARY OF ALL COURTS

TABLE 8 — CONVICTIONS FOR SELECTED OFFENCE CLASSES BY STATISTICAL DIVISION AND AGE, 1991 — 92

| Statistical division                               | Age group |       |       |       |       |       |       |             | Not stated | Total (a) |
|--|-----------|-------|-------|-------|-------|-------|-------|-------------|------------|-----------|
|  | under 20  | 20-24 | 25-29 | 30-34 | 35-39 | 40-49 | 50-59 | 60 and over |            |           |
| ASSAULT OCCASIONING ACTUAL BODILY HARM             |           |       |       |       |       |       |       |             |            |           |
| Perth  | 233       | 183   | 123   | 62    | 52    | 52    | 12    | 7           | 2          | 726       |
| South West   | 18        | 22    | 11    | 8     | 4     | 2     | 3     | —           | 1          | 69        |
| Lower Great Southern                               | 3         | 16    | 5     | 7     | —     | 2     | —     | —           | —          | 33        |
| Upper Great Southern                               | 2         | 5     | 1     | 1     | 2     | —     | —     | —           | —          | 11        |
| Midlands   | 6         | 12    | 9     | 2     | 3     | —     | 1     | 1           | —          | 34        |
| South Eastern                                      | 21        | 41    | 30    | 30    | 14    | 19    | 5     | 2           | 1          | 163       |
| Central  | 18        | 32    | 24    | 20    | 14    | 18    | 2     | —           | —          | 128       |
| Pilbara  | 11        | 21    | 35    | 25    | 6     | 16    | 4     | 1           | —          | 119       |
| Kimberley  | 21        | 33    | 39    | 26    | 27    | 22    | 5     | 3           | —          | 176       |
| Western Australian Total                           | 333       | 365   | 277   | 181   | 122   | 131   | 32    | 14          | 4          | 1,459     |
| OTHER ASSAULT (EXCLUDING GRIEVOUS BODILY HARM)     |           |       |       |       |       |       |       |             |            |           |
| Perth  | 684       | 467   | 266   | 184   | 118   | 143   | 52    | 10          | 2          | 1,926     |
| South West   | 41        | 40    | 23    | 26    | 15    | 9     | 1     | 2           | —          | 157       |
| Lower Great Southern                               | 22        | 24    | 23    | 9     | 8     | 3     | 2     | 1           | —          | 92        |
| Upper Great Southern                               | 11        | 8     | 3     | 3     | 6     | 3     | 2     | —           | —          | 36        |
| Midlands   | 19        | 17    | 15    | 10    | 8     | 4     | —     | —           | —          | 73        |
| South Eastern                                      | 90        | 85    | 62    | 38    | 26    | 34    | 7     | 1           | —          | 343       |
| Central  | 108       | 78    | 60    | 48    | 31    | 32    | 9     | 4           | 1          | 371       |
| Pilbara  | 52        | 61    | 76    | 63    | 31    | 25    | 10    | 3           | 2          | 323       |
| Kimberley  | 41        | 93    | 70    | 58    | 33    | 34    | 10    | 1           | 1          | 341       |
| Western Australian Total                           | 1,068     | 873   | 598   | 439   | 276   | 287   | 93    | 22          | 6          | 3,662     |
| SEXUAL ASSAULT ACCORDING TO STATE OR TERRITORY LAW |           |       |       |       |       |       |       |             |            |           |
| Perth  | 94        | 27    | 88    | 87    | 96    | 193   | 159   | 58          | 3          | 805       |
| South West   | 4         | —     | 31    | 43    | 9     | 2     | 8     | 9           | —          | 106       |
| Lower Great Southern                               | 5         | 3     | —     | —     | —     | 23    | 2     | —           | 1          | 34        |
| Upper Great Southern                               | 2         | —     | —     | —     | —     | —     | —     | —           | —          | 2         |
| South Eastern                                      | 3         | —     | 13    | 1     | 16    | 14    | 1     | 1           | 1          | 50        |
| Central  | 9         | 5     | 3     | 1     | —     | 12    | 2     | —           | 1          | 33        |
| Pilbara  | 2         | 3     | 5     | 13    | 2     | 10    | —     | —           | 1          | 36        |
| Kimberley  | 12        | 7     | 11    | 6     | —     | —     | —     | —           | —          | 36        |
| Western Australian Total                           | 131       | 45    | 151   | 151   | 123   | 254   | 172   | 68          | 7          | 1,102     |
| SEXUAL OFFENCES (CONSENT PROSCRIBED)               |           |       |       |       |       |       |       |             |            |           |
| Perth  | 16        | 19    | 16    | 15    | 22    | 37    | 20    | 24          | —          | 169       |
| South West   | —         | —     | —     | 19    | —     | 2     | 3     | 4           | —          | 28        |
| Lower Great Southern                               | 1         | —     | 5     | —     | 1     | 1     | 10    | 1           | —          | 19        |
| South Eastern                                      | —         | 1     | 1     | —     | 1     | 1     | —     | —           | —          | 4         |
| Central  | —         | —     | —     | —     | 22    | —     | 1     | 9           | —          | 32        |
| Pilbara  | 3         | —     | —     | —     | 3     | —     | —     | —           | 1          | 7         |
| Kimberley  | —         | 1     | —     | —     | —     | —     | 10    | —           | —          | 11        |
| Western Australian Total                           | 20        | 21    | 22    | 34    | 49    | 41    | 44    | 38          | 1          | 270       |
| ARMED ROBBERY                                      |           |       |       |       |       |       |       |             |            |           |
| Perth  | 19        | 40    | 26    | 23    | 2     | 8     | —     | —           | —          | 118       |
| South West   | —         | 1     | —     | —     | —     | —     | —     | —           | —          | 1         |
| South Eastern                                      | 1         | —     | —     | —     | —     | —     | —     | —           | —          | 1         |
| Central  | —         | 1     | 1     | —     | —     | —     | —     | —           | —          | 2         |
| Pilbara  | 2         | —     | —     | —     | —     | —     | —     | —           | —          | 2         |
| Western Australian Total                           | 22        | 42    | 27    | 23    | 2     | 8     | —     | —           | —          | 124       |

See footnotes at end of table.

## SECTION 1 — SUMMARY OF ALL COURTS

TABLE 8 — CONVICTIONS FOR SELECTED OFFENCE CLASSES BY STATISTICAL DIVISION AND AGE, 1991 — 92—continued

| Statistical division                    | Age group   |            |            |            |            |            |            |                | Not<br>stated | Total (a) |
|---|-------------|------------|------------|------------|------------|------------|------------|----------------|---------------|-----------|
|   | under<br>20 | 20<br>- 24 | 25<br>- 29 | 30<br>- 34 | 35<br>- 39 | 40<br>- 49 | 50<br>- 59 | 60<br>and over |               |           |
| BREAKING AND ENTERING                   |             |            |            |            |            |            |            |                |               |           |
| Perth                                   | 5,452       | 1,036      | 374        | 276        | 75         | 34         | 3          | 9              | 15            | 7,274     |
| South West                              | 432         | 71         | 22         | 16         | 5          | —          | —          | —              | 5             | 551       |
| Lower Great Southern                    | 173         | 28         | 19         | 1          | —          | 2          | —          | —              | 1             | 224       |
| Upper Great Southern                    | 20          | 5          | 2          | —          | —          | —          | —          | —              | —             | 27        |
| Midlands                                | 200         | 19         | 9          | 3          | —          | 1          | —          | —              | 2             | 234       |
| South Eastern                           | 365         | 92         | 47         | 20         | 12         | 5          | 3          | —              | 5             | 549       |
| Central                                 | 386         | 105        | 30         | 9          | 6          | 1          | —          | —              | 2             | 539       |
| Pilbara                                 | 236         | 76         | 12         | 15         | —          | —          | —          | —              | 2             | 341       |
| Kimberley                               | 242         | 68         | 27         | 15         | 7          | 6          | 2          | —              | 2             | 369       |
| Western Australian Total                | 7,506       | 1,500      | 542        | 355        | 105        | 49         | 8          | 9              | 34            | 10,108    |
| FRAUD, FORGERY AND FALSE PRETENCES      |             |            |            |            |            |            |            |                |               |           |
| Perth                                   | 905         | 2,219      | 2,126      | 1,793      | 1,069      | 1,321      | 568        | 238            | 18            | 10,257    |
| South West                              | 14          | 56         | 80         | 34         | 26         | 110        | —          | 1              | —             | 321       |
| Lower Great Southern                    | 13          | 40         | 37         | 15         | 37         | 17         | 2          | —              | —             | 161       |
| Upper Great Southern                    | —           | 88         | 26         | 1          | —          | 8          | 9          | —              | —             | 132       |
| Midlands                                | 28          | 21         | 20         | 11         | 6          | 31         | —          | 37             | —             | 154       |
| South Eastern                           | 45          | 74         | 104        | 26         | 16         | 55         | 2          | 18             | —             | 340       |
| Central                                 | 48          | 84         | 47         | 186        | 69         | 62         | —          | —              | —             | 496       |
| Pilbara                                 | 21          | 53         | 103        | 3          | 8          | 6          | —          | 20             | —             | 214       |
| Kimberley                               | 2           | 29         | 27         | 20         | 3          | 62         | —          | —              | —             | 143       |
| Western Australian Total                | 1,076       | 2,664      | 2,570      | 2,089      | 1,234      | 1,672      | 581        | 314            | 18            | 12,218    |
| RECEIVING                               |             |            |            |            |            |            |            |                |               |           |
| Perth                                   | 921         | 246        | 149        | 93         | 49         | 45         | 10         | 3              | 3             | 1,519     |
| South West                              | 31          | 10         | 6          | 5          | 2          | —          | —          | —              | —             | 54        |
| Lower Great Southern                    | 28          | 2          | 5          | —          | 2          | 1          | —          | —              | —             | 38        |
| Upper Great Southern                    | 1           | 2          | 4          | —          | —          | 1          | 1          | —              | —             | 9         |
| Midlands                                | 17          | 6          | 4          | 2          | 2          | 2          | 2          | —              | —             | 35        |
| South Eastern                           | 89          | 15         | 7          | 10         | 12         | 5          | —          | —              | 1             | 139       |
| Central                                 | 37          | 22         | 14         | 5          | 4          | 4          | —          | —              | —             | 86        |
| Pilbara                                 | 20          | 4          | 3          | 2          | —          | 1          | —          | —              | —             | 30        |
| Kimberley                               | 7           | 3          | 4          | 5          | 3          | 3          | —          | —              | —             | 25        |
| Western Australian Total                | 1,151       | 310        | 196        | 122        | 74         | 62         | 13         | 3              | 4             | 1,935     |
| THEFT OR ILLEGAL USE OF A MOTOR VEHICLE |             |            |            |            |            |            |            |                |               |           |
| Perth                                   | 2,614       | 279        | 80         | 42         | 10         | 8          | 1          | —              | 3             | 3,037     |
| South West                              | 88          | 30         | 9          | 1          | 3          | —          | —          | —              | —             | 131       |
| Lower Great Southern                    | 24          | 19         | 4          | 1          | —          | —          | —          | —              | —             | 48        |
| Upper Great Southern                    | 12          | —          | —          | 1          | —          | —          | —          | —              | —             | 13        |
| Midlands                                | 60          | 8          | 5          | —          | —          | —          | —          | —              | —             | 73        |
| South Eastern                           | 229         | 36         | 17         | 12         | —          | 1          | —          | —              | 11            | 306       |
| Central                                 | 312         | 44         | 13         | 3          | 2          | 2          | —          | —              | 3             | 379       |
| Pilbara                                 | 101         | 24         | 5          | 6          | 1          | 2          | —          | —              | 1             | 140       |
| Kimberley                               | 98          | 40         | 15         | 5          | 2          | 3          | —          | —              | —             | 163       |
| Western Australian Total                | 3,538       | 480        | 148        | 71         | 18         | 16         | 1          | —              | 18            | 4,290     |
| OTHER THEFT                             |             |            |            |            |            |            |            |                |               |           |
| Perth                                   | 4,063       | 1,872      | 1,173      | 682        | 565        | 880        | 339        | 263            | 21            | 9,858     |
| South West                              | 297         | 107        | 72         | 27         | 36         | 23         | 19         | 12             | 1             | 594       |
| Lower Great Southern                    | 119         | 55         | 26         | 10         | 7          | 8          | 5          | 4              | 1             | 235       |
| Upper Great Southern                    | 22          | 3          | 4          | 5          | 2          | 3          | —          | 1              | —             | 40        |
| Midlands                                | 136         | 22         | 22         | 18         | 3          | 14         | 3          | 1              | —             | 219       |
| South Eastern                           | 179         | 95         | 68         | 35         | 15         | 32         | 6          | 5              | 3             | 438       |
| Central                                 | 348         | 117        | 63         | 44         | 29         | 28         | 8          | 15             | 4             | 656       |
| Pilbara                                 | 155         | 47         | 56         | 27         | 17         | 8          | 7          | 2              | 13            | 332       |
| Kimberley                               | 118         | 75         | 60         | 44         | 28         | 38         | 2          | 2              | —             | 367       |
| Western Australian Total                | 5,437       | 2,393      | 1,544      | 892        | 702        | 1,034      | 389        | 305            | 43            | 12,739    |

See footnotes at end of table.

## SECTION 1 — SUMMARY OF ALL COURTS

TABLE 8 — CONVICTIONS FOR SELECTED OFFENCE CLASSES BY STATISTICAL DIVISION AND AGE, 1991 — 92—continued

| Statistical division                         | Age group   |            |            |            |            |            |            |                |               | Total (a) |
|--|-------------|------------|------------|------------|------------|------------|------------|----------------|---------------|-----------|
|  | under<br>20 | 20<br>- 24 | 25<br>- 29 | 30<br>- 34 | 35<br>- 39 | 40<br>- 49 | 50<br>- 59 | 60<br>and over | Not<br>stated |           |
| PROPERTY DAMAGE (OTHER THAN ARSON)           |             |            |            |            |            |            |            |                |               |           |
| Perth  | 951         | 376        | 180        | 90         | 56         | 59         | 10         | 3              | 7             | 1,732     |
| South West                                   | 128         | 49         | 24         | 18         | 10         | 4          | 4          | —              | —             | 237       |
| Lower Great Southern                         | 93          | 16         | 23         | 7          | 6          | 1          | —          | 1              | —             | 147       |
| Upper Great Southern                         | 42          | 14         | 5          | 1          | 3          | 3          | —          | —              | —             | 68        |
| Midlands                                     | 53          | 29         | 11         | 5          | 1          | 3          | —          | —              | 1             | 103       |
| South Eastern                                | 114         | 73         | 53         | 23         | 9          | 11         | 3          | 2              | 3             | 291       |
| Central                                      | 176         | 68         | 37         | 20         | 10         | 5          | 4          | —              | 2             | 322       |
| Pilbara                                      | 54          | 38         | 25         | 10         | 6          | 5          | 1          | 2              | —             | 141       |
| Kimberley                                    | 56          | 73         | 35         | 27         | 13         | 5          | 2          | 2              | —             | 213       |
| Western Australian Total                     | 1,667       | 736        | 393        | 201        | 114        | 96         | 24         | 10             | 13            | 3,254     |
| BREACH OF OTHER PROBATION, PAROLE ETC ORDERS |             |            |            |            |            |            |            |                |               |           |
| Perth  | 1,984       | 690        | 487        | 275        | 153        | 218        | 56         | 7              | 9             | 3,879     |
| South West                                   | 54          | 32         | 18         | 18         | 13         | 7          | 2          | —              | —             | 144       |
| Lower Great Southern                         | 46          | 26         | 19         | 10         | 3          | 2          | —          | —              | —             | 106       |
| Upper Great Southern                         | 24          | 4          | 6          | 2          | —          | —          | —          | —              | —             | 36        |
| Midlands                                     | 22          | 19         | 8          | 3          | 2          | 23         | —          | —              | —             | 77        |
| South Eastern                                | 217         | 110        | 102        | 73         | 36         | 31         | 16         | 5              | 2             | 592       |
| Central                                      | 212         | 133        | 51         | 43         | 22         | 12         | 9          | 3              | —             | 485       |
| Pilbara                                      | 124         | 104        | 107        | 68         | 31         | 31         | 10         | 8              | 2             | 485       |
| Kimberley                                    | 135         | 121        | 95         | 68         | 56         | 40         | 12         | 4              | 3             | 534       |
| Western Australian Total                     | 2,818       | 1,239      | 893        | 560        | 316        | 364        | 105        | 27             | 16            | 6,338     |
| RESIST / HINDER POLICE                       |             |            |            |            |            |            |            |                |               |           |
| Perth  | 1,213       | 1,001      | 533        | 317        | 196        | 149        | 36         | 5              | 6             | 3,456     |
| South West                                   | 67          | 76         | 44         | 21         | 20         | 3          | 1          | —              | —             | 232       |
| Lower Great Southern                         | 26          | 49         | 43         | 15         | 6          | 7          | —          | 2              | —             | 148       |
| Upper Great Southern                         | 14          | 11         | 9          | 4          | —          | —          | 1          | —              | —             | 39        |
| Midlands                                     | 20          | 29         | 29         | 15         | 8          | 10         | 1          | —              | —             | 112       |
| South Eastern                                | 135         | 124        | 99         | 57         | 34         | 28         | 10         | —              | 2             | 489       |
| Central                                      | 84          | 88         | 51         | 34         | 20         | 16         | 1          | —              | —             | 294       |
| Pilbara                                      | 50          | 59         | 57         | 36         | 17         | 17         | 3          | —              | 1             | 240       |
| Kimberley                                    | 40          | 75         | 45         | 31         | 12         | 15         | 3          | —              | —             | 221       |
| Western Australian Total                     | 1,649       | 1,512      | 910        | 530        | 313        | 245        | 56         | 7              | 9             | 5,231     |
| LIQUOR LICENSING                             |             |            |            |            |            |            |            |                |               |           |
| Perth  | 215         | 225        | 92         | 85         | 113        | 93         | 27         | 11             | 2             | 924       |
| South West                                   | 12          | 19         | 10         | 4          | 2          | 5          | 1          | —              | —             | 56        |
| Lower Great Southern                         | 23          | 16         | 5          | 2          | 4          | —          | —          | 2              | —             | 53        |
| Upper Great Southern                         | 2           | 2          | 4          | —          | —          | 1          | 1          | —              | —             | 10        |
| Midlands                                     | 5           | 8          | 5          | 3          | 3          | 27         | 2          | —              | —             | 55        |
| South Eastern                                | 18          | 29         | 38         | 31         | 35         | 37         | 25         | 2              | —             | 218       |
| Central                                      | 52          | 62         | 38         | 39         | 42         | 27         | 5          | 4              | 1             | 270       |
| Pilbara                                      | 25          | 65         | 47         | 50         | 27         | 26         | 12         | 3              | 2             | 257       |
| Kimberley                                    | 41          | 100        | 59         | 65         | 82         | 64         | 39         | 14             | 1             | 465       |
| Western Australian Total                     | 393         | 526        | 298        | 279        | 308        | 280        | 112        | 36             | 6             | 2,308     |
| TRESPASSING AND VAGRANCY                     |             |            |            |            |            |            |            |                |               |           |
| Perth  | 713         | 176        | 85         | 60         | 35         | 26         | 11         | 4              | —             | 1,110     |
| South West                                   | 62          | 20         | 8          | 8          | 5          | 6          | 1          | —              | —             | 110       |
| Lower Great Southern                         | 54          | 12         | 9          | 3          | 1          | —          | —          | —              | —             | 79        |
| Upper Great Southern                         | 16          | 1          | 5          | 1          | —          | —          | —          | —              | —             | 23        |
| Midlands                                     | 20          | 17         | 6          | 1          | —          | 2          | 1          | —              | —             | 47        |
| South Eastern                                | 74          | 24         | 23         | 10         | 7          | 6          | 1          | —              | 1             | 146       |
| Central                                      | 119         | 37         | 17         | 10         | 9          | 4          | 2          | 1              | 1             | 200       |
| Pilbara                                      | 42          | 26         | 18         | 26         | 8          | 7          | 1          | —              | 9             | 137       |
| Kimberley                                    | 15          | 13         | 13         | 4          | 4          | 4          | —          | —              | 1             | 54        |
| Western Australian Total                     | 1,115       | 326        | 184        | 123        | 69         | 55         | 17         | 5              | 12            | 1,906     |

See footnotes at end of table.

## SECTION I — SUMMARY OF ALL COURTS

TABLE 8 — CONVICTIONS FOR SELECTED OFFENCE CLASSES BY STATISTICAL DIVISION AND AGE, 1991 — 92—*continued*

| Statistical division                    | Age group                                     |       |       |       |       |       |       |             |            | Total (a) |
|---|---|-------|-------|-------|-------|-------|-------|-------------|------------|-----------|
|   | under 20                                      | 20-24 | 25-29 | 30-34 | 35-39 | 40-49 | 50-59 | 60 and over | Not stated |           |
|   | POSSESSION AND/OR USE OF CANNABIS (ALL FORMS) |       |       |       |       |       |       |             |            |           |
| Perth                                   | 526   | 1,055 | 592   | 370   | 185   | 108   | 22    | —           | —          | 2,858     |
| South West                              | 110   | 173   | 113   | 64    | 52    | 17    | 2     | —           | —          | 531       |
| Lower Great Southern                    | 42  | 42    | 38    | 17    | 6     | 3     | —     | —           | —          | 148       |
| Upper Great Southern                    | 8   | 29    | 20    | 9     | 5     | 1     | 1     | —           | —          | 73        |
| Midlands                                | 43  | 70    | 68    | 34    | 17    | 10    | —     | —           | —          | 242       |
| South Eastern                           | 49  | 172   | 141   | 66    | 41    | 16    | 1     | 1           | —          | 487       |
| Central                                 | 36  | 85    | 48    | 27    | 13    | 5     | —     | 2           | —          | 216       |
| Pilbara                                 | 27  | 53    | 51    | 28    | 11    | 7     | 1     | —           | —          | 178       |
| Kimberley                               | 7   | 31    | 24    | 14    | 9     | 1     | 2     | —           | —          | 88        |
| Western Australian Total                | 848   | 1,710 | 1,095 | 629   | 339   | 168   | 29    | 3           | —          | 4,821     |
| POSSESSION AND/OR USE OF OTHER DRUGS    |   |       |       |       |       |       |       |             |            |           |
| Perth                                   | 586   | 248   | 148   | 91    | 41    | 20    | 3     | —           | 3          | 1,140     |
| South West                              | 79  | 13    | 12    | 3     | 2     | 3     | —     | —           | 1          | 113       |
| Lower Great Southern                    | 28  | 7     | 1     | 2     | —     | —     | —     | —           | 2          | 40        |
| Upper Great Southern                    | 7   | 3     | 1     | —     | —     | —     | —     | —           | —          | 11        |
| Midlands                                | 12  | 18    | 7     | 7     | 2     | 2     | —     | —           | —          | 48        |
| South Eastern                           | 116   | 73    | 35    | 4     | 4     | 2     | —     | —           | 1          | 235       |
| Central                                 | 115   | 107   | 23    | 3     | 3     | —     | —     | —           | —          | 251       |
| Pilbara                                 | 25  | 7     | 3     | 6     | 1     | —     | —     | —           | 1          | 43        |
| Kimberley                               | 4   | 4     | 1     | 2     | 3     | —     | —     | —           | —          | 14        |
| Western Australian Total                | 972   | 480   | 231   | 118   | 56    | 27    | 3     | —           | 8          | 1,895     |
| DEAL AND TRAFFIC IN CANNABIS, ALL FORMS |   |       |       |       |       |       |       |             |            |           |
| Perth                                   | 52  | 102   | 75    | 53    | 32    | 23    | 5     | 1           | 1          | 344       |
| South West                              | 7   | 11    | 9     | 8     | 9     | 3     | 1     | —           | —          | 48        |
| Lower Great Southern                    | —   | 4     | 8     | 2     | —     | —     | —     | —           | —          | 14        |
| Upper Great Southern                    | —   | 4     | 2     | 3     | 1     | —     | —     | —           | —          | 10        |
| Midlands                                | 3   | 3     | 4     | 5     | 1     | 1     | 1     | —           | —          | 18        |
| South Eastern                           | 6   | 1     | 9     | 2     | 5     | 1     | —     | —           | —          | 24        |
| Central                                 | 2   | 12    | 5     | 3     | 1     | —     | —     | —           | —          | 23        |
| Pilbara                                 | 1   | 7     | 4     | 5     | 1     | —     | —     | —           | —          | 18        |
| Kimberley                               | —   | 4     | 2     | 4     | 1     | 1     | —     | —           | —          | 12        |
| Western Australian Total                | 71  | 148   | 118   | 85    | 51    | 29    | 7     | 1           | 1          | 511       |
| DEAL AND TRAFFIC IN OTHER DRUGS         |   |       |       |       |       |       |       |             |            |           |
| Perth                                   | 65  | 64    | 80    | 37    | 28    | 20    | —     | 1           | —          | 295       |
| South West                              | 9   | 5     | 3     | 2     | 1     | —     | —     | —           | —          | 20        |
| Lower Great Southern                    | 1   | —     | —     | —     | —     | —     | —     | —           | —          | 1         |
| Upper Great Southern                    | —   | 1     | 2     | —     | —     | —     | —     | —           | —          | 3         |
| Midlands                                | —   | 1     | —     | —     | —     | —     | —     | —           | —          | 1         |
| South Eastern                           | —   | —     | 2     | 1     | 1     | 1     | —     | —           | —          | 5         |
| Central                                 | 7   | 5     | 1     | 1     | —     | —     | —     | —           | —          | 14        |
| Pilbara                                 | 2   | 3     | 5     | 3     | —     | —     | —     | —           | —          | 13        |
| Kimberley                               | —   | 2     | —     | 7     | —     | —     | —     | —           | —          | 9         |
| Western Australian Total                | 84  | 81    | 93    | 51    | 30    | 21    | —     | 1           | —          | 361       |
| MANUFACTURE/GROW CANNABIS (ALL FORMS)   |   |       |       |       |       |       |       |             |            |           |
| Perth                                   | 126   | 360   | 251   | 191   | 100   | 70    | 26    | 7           | 1          | 1,132     |
| South West                              | 16  | 38    | 35    | 26    | 18    | 13    | 1     | —           | —          | 147       |
| Lower Great Southern                    | 3   | 6     | 13    | 4     | 4     | —     | —     | —           | —          | 30        |
| Upper Great Southern                    | 2   | 8     | 6     | 3     | 2     | 1     | —     | —           | —          | 22        |
| Midlands                                | 6   | 11    | 17    | 9     | 5     | 5     | —     | —           | —          | 53        |
| South Eastern                           | 9   | 12    | 21    | 14    | 12    | 4     | —     | 1           | —          | 73        |
| Central                                 | 5   | 22    | 13    | 6     | 4     | 4     | —     | 1           | —          | 55        |
| Pilbara                                 | 2   | 3     | 11    | 8     | 3     | 2     | —     | —           | —          | 29        |
| Kimberley                               | 2   | 6     | 4     | 5     | 2     | 2     | 1     | —           | —          | 22        |
| Western Australian Total                | 171   | 466   | 371   | 266   | 150   | 101   | 28    | 9           | 1          | 1,563     |

See footnotes at end of table.



## SECTION 1 — SUMMARY OF ALL COURTS

TABLE 8 — CONVICTIONS FOR SELECTED OFFENCE CLASSES BY STATISTICAL DIVISION AND AGE, 1991 — 92—continued

| Statistical division                                      | Age group   |            |            |            |            |            |            |                | Not<br>stated | Total (a) |
|---|-------------|------------|------------|------------|------------|------------|------------|----------------|---------------|-----------|
|   | under<br>20 | 20<br>- 24 | 25<br>- 29 | 30<br>- 34 | 35<br>- 39 | 40<br>- 49 | 50<br>- 59 | 60<br>and over |               |           |
| DRINK DRIVING OFFENCES                                    |             |            |            |            |            |            |            |                |               |           |
| Perth   | 1,002       | 1,812      | 1,286      | 907        | 647        | 795        | 229        | 78             | 7             | 6,763     |
| South West  | 147         | 206        | 186        | 106        | 85         | 78         | 20         | 11             | 6             | 845       |
| Lower Great Southern                                      | 50          | 112        | 55         | 21         | 25         | 31         | 5          | 2              | 1             | 302       |
| Upper Great Southern                                      | 16          | 24         | 17         | 15         | 9          | 5          | 8          | 1              | —             | 95        |
| Midlands  | 56          | 97         | 52         | 45         | 31         | 46         | 11         | 3              | 1             | 342       |
| South Eastern   | 88          | 225        | 257        | 151        | 99         | 100        | 17         | 7              | 2             | 946       |
| Central   | 88          | 172        | 133        | 84         | 54         | 49         | 25         | 7              | 1             | 613       |
| Pilbara   | 67          | 170        | 154        | 100        | 72         | 84         | 17         | 5              | —             | 669       |
| Kimberley   | 66          | 206        | 163        | 105        | 68         | 86         | 27         | 4              | 1             | 726       |
| Western Australian Total                                  | 1,580       | 3,024      | 2,303      | 1,534      | 1,090      | 1,274      | 359        | 118            | 19            | 11,301    |
| DANGEROUS AND RECKLESS DRIVING                            |             |            |            |            |            |            |            |                |               |           |
| Perth   | 576         | 301        | 107        | 38         | 16         | 23         | 5          | —              | 4             | 1,070     |
| South West  | 82          | 39         | 18         | 6          | 7          | 6          | 1          | —              | 1             | 160       |
| Lower Great Southern                                      | 31          | 15         | 5          | 1          | —          | 1          | —          | —              | 1             | 54        |
| Upper Great Southern                                      | 16          | 6          | —          | 2          | —          | 1          | —          | 1              | —             | 26        |
| Midlands  | 25          | 27         | 7          | 2          | 1          | 1          | 1          | —              | —             | 64        |
| South Eastern   | 66          | 31         | 18         | 7          | 3          | 4          | —          | —              | —             | 129       |
| Central   | 26          | 36         | 9          | 7          | 2          | 4          | 2          | —              | —             | 86        |
| Pilbara   | 33          | 16         | 10         | 6          | 2          | 1          | —          | —              | —             | 68        |
| Kimberley   | 9           | 24         | 6          | 3          | 3          | 1          | —          | —              | —             | 46        |
| Western Australian Total                                  | 864         | 495        | 180        | 72         | 34         | 42         | 9          | 1              | 6             | 1,703     |
| DRIVING WHILE LICENCE SUSPENDED OR CANCELLED              |             |            |            |            |            |            |            |                |               |           |
| Perth   | 169         | 390        | 226        | 126        | 105        | 98         | 20         | 6              | —             | 1,140     |
| South West  | 22          | 37         | 24         | 22         | 14         | 3          | 1          | 1              | —             | 124       |
| Lower Great Southern                                      | 7           | 18         | 9          | 6          | 4          | 5          | —          | —              | —             | 49        |
| Upper Great Southern                                      | 3           | 2          | 2          | 6          | 1          | 2          | —          | —              | —             | 16        |
| Midlands  | 7           | 15         | 8          | 13         | 3          | 9          | —          | —              | —             | 55        |
| South Eastern   | 18          | 35         | 39         | 23         | 13         | 10         | 2          | 2              | —             | 142       |
| Central   | 15          | 32         | 20         | 19         | 15         | 10         | 2          | 3              | —             | 116       |
| Pilbara   | 10          | 30         | 39         | 14         | 1          | 6          | 2          | 1              | 1             | 104       |
| Kimberley   | 2           | 17         | 12         | 11         | 7          | 8          | 2          | —              | —             | 59        |
| Western Australian Total                                  | 253         | 576        | 379        | 240        | 163        | 151        | 29         | 13             | 1             | 1,805     |
| DRIVING WITHOUT A LICENCE (EXCLUDING SUSPENDED/CANCELLED) |             |            |            |            |            |            |            |                |               |           |
| Perth   | 1,656       | 734        | 470        | 282        | 167        | 153        | 33         | 9              | 9             | 3,513     |
| South West  | 135         | 86         | 71         | 32         | 31         | 18         | 2          | —              | —             | 375       |
| Lower Great Southern                                      | 50          | 40         | 29         | 8          | 6          | 7          | 1          | —              | 1             | 142       |
| Upper Great Southern                                      | 12          | 13         | 16         | 6          | 3          | —          | 2          | —              | —             | 52        |
| Midlands  | 39          | 51         | 17         | 16         | 13         | 17         | 4          | 1              | —             | 158       |
| South Eastern   | 223         | 117        | 128        | 76         | 49         | 25         | 7          | 2              | 2             | 629       |
| Central   | 154         | 115        | 74         | 42         | 38         | 24         | 5          | 1              | 1             | 454       |
| Pilbara   | 109         | 90         | 67         | 30         | 26         | 19         | 5          | 2              | —             | 348       |
| Kimberley   | 86          | 139        | 95         | 53         | 34         | 49         | 9          | 2              | 1             | 468       |
| Western Australian Total                                  | 2,464       | 1,385      | 967        | 545        | 367        | 312        | 68         | 17             | 14            | 6,139     |
| TRAFFIC OFFENCES (EXCLUDING PARKING)                      |             |            |            |            |            |            |            |                |               |           |
| Perth   | 1,469       | 440        | 242        | 152        | 96         | 95         | 28         | 12             | 40            | 2,574     |
| South West  | 155         | 36         | 42         | 23         | 12         | 10         | —          | 2              | 2             | 282       |
| Lower Great Southern                                      | 77          | 18         | 9          | 4          | 2          | 2          | —          | —              | 1             | 113       |
| Upper Great Southern                                      | 33          | 7          | 2          | 2          | —          | 1          | 3          | 1              | —             | 49        |
| Midlands  | 52          | 10         | 10         | 6          | 3          | 7          | —          | —              | 3             | 91        |
| South Eastern   | 118         | 30         | 40         | 30         | 8          | 9          | 2          | 2              | —             | 239       |
| Central   | 62          | 41         | 16         | 12         | 11         | 6          | 4          | —              | 1             | 153       |
| Pilbara   | 58          | 21         | 19         | 8          | 9          | 2          | 2          | —              | —             | 119       |
| Kimberley   | 16          | 22         | 7          | 3          | 2          | 10         | 1          | —              | —             | 61        |
| Western Australian Total                                  | 2,040       | 625        | 387        | 240        | 143        | 142        | 40         | 17             | 47            | 3,681     |

See Explanatory Notes (a) Includes corporate bodies.

## SECTION 1 — SUMMARY OF ALL COURTS

TABLE 9 — PENALTIES IMPOSED BY OFFENCE CLASS AND PENALTY TYPE, 1991 — 92

| Offence class   | Total convictions | Penalties                 |                           |       |           |                         |                       |        |       | Two or more penalties (b) |
|---|-------------------|---------------------------|---------------------------|-------|-----------|-------------------------|-----------------------|--------|-------|---------------------------|
|   |                   | Imprisonment or detention | Suspended sentence or CRO | CSO   | Probation | Good behaviour bond (a) | Loss or suspended MDL | Fine   | Other |                           |
| Offences against the person —                           |                   |                           |                           |       |           |                         |                       |        |       |                           |
| 111 Murder  | 18                | 16                        | 1                         | 2     | 2         | —                       | 1                     | —      | —     | 4                         |
| 112 Attempted murder                                    | 6                 | 6                         | —                         | —     | —         | —                       | —                     | —      | —     | 0                         |
| 114 Manslaughter (excluding death by driving)           | 16                | 13                        | —                         | 2     | 3         | —                       | 5                     | —      | —     | 5                         |
| 115 Driving causing death                               | 21                | 4                         | 1                         | 2     | 2         | —                       | 17                    | 13     | 1     | 18                        |
| 121 Assault occasioning grievous bodily harm            | 95                | 30                        | 2                         | 12    | 12        | 3                       | 38                    | 40     | 1     | 43                        |
| 122 Assault occasioning actual bodily harm              | 1,459             | 389                       | 32                        | 129   | 168       | 149                     | 76                    | 577    | 102   | 159                       |
| 129 Other assault                                       | 3,662             | 622                       | 107                       | 276   | 325       | 436                     | 9                     | 1,668  | 340   | 122                       |
| 136 Sexual assault according to State or Territory law  | 1,102             | 843                       | 19                        | 49    | 128       | 8                       | —                     | 76     | 34    | 51                        |
| 137 Sexual offences (consent proscribed)                | 270               | 156                       | —                         | 24    | 38        | 8                       | —                     | 66     | 10    | 25                        |
| 139 Other sexual offences                               | 57                | 4                         | —                         | 1     | 37        | 8                       | —                     | —      | 9     | 2                         |
| 191 Kidnapping and abduction                            | 92                | 68                        | 6                         | 4     | 10        | —                       | —                     | 5      | 3     | 4                         |
| 192 Illtreatment of children                            | 3                 | —                         | —                         | —     | 2         | —                       | —                     | 1      | —     | 0                         |
| 198 Defamation and libel                                | 2                 | —                         | —                         | —     | —         | —                       | —                     | 1      | 1     | 0                         |
| 199 Other offences against the person                   | 48                | 11                        | 1                         | 12    | 10        | 2                       | —                     | 20     | 2     | 8                         |
| Total   | 6,851             | 2,162                     | 169                       | 513   | 737       | 614                     | 146                   | 2,467  | 503   | 441                       |
| Robbery and extortion —                                 |                   |                           |                           |       |           |                         |                       |        |       |                           |
| 211 Armed robbery                                       | 124               | 103                       | 3                         | 13    | 13        | —                       | —                     | 3      | 1     | 11                        |
| 212 Other robbery                                       | 190               | 93                        | 39                        | 18    | 35        | 2                       | 1                     | 11     | 3     | 11                        |
| 221 Blackmail and extortion                             | 14                | 7                         | 1                         | 3     | 1         | —                       | —                     | 1      | 2     | 1                         |
| Total   | 328               | 203                       | 43                        | 34    | 49        | 2                       | 1                     | 15     | 6     | 23                        |
| Breaking and entering, fraud etc —                      |                   |                           |                           |       |           |                         |                       |        |       |                           |
| 311 Breaking and entering                               | 10,108            | 3,322                     | 1,301                     | 2,109 | 2,841     | 396                     | 70                    | 753    | 523   | 1,123                     |
| 321 Fraud, forgery and false pretences                  | 12,218            | 3,365                     | 1,212                     | 3,069 | 3,316     | 3,487                   | 13                    | 3,403  | 223   | 4,649                     |
| 322 Misappropriation                                    | 657               | 200                       | —                         | 123   | 124       | 57                      | —                     | 215    | 42    | 104                       |
| 323 Counterfeiting                                      | 17                | —                         | —                         | 10    | 5         | 9                       | —                     | 7      | —     | 9                         |
| 331 Receiving   | 1,935             | 277                       | 122                       | 321   | 394       | 211                     | 4                     | 586    | 189   | 166                       |
| 332 Unlawful possession of stolen goods                 | 350               | 40                        | 1                         | 24    | 32        | 6                       | —                     | 215    | 51    | 19                        |
| 339 Handling of stolen goods, other                     | 28                | 5                         | 4                         | 7     | 9         | —                       | —                     | 3      | 3     | 3                         |
| 351 Theft or illegal use of a motor vehicle             | 4,290             | 1,421                     | 878                       | 593   | 738       | 140                     | 446                   | 499    | 173   | 573                       |
| 391 Other theft   | 12,739            | 1,534                     | 636                       | 2,024 | 2,428     | 1,018                   | 112                   | 4,869  | 1,254 | 1,124                     |
| Total   | 42,342            | 10,164                    | 4,154                     | 8,280 | 9,887     | 5,324                   | 645                   | 10,550 | 2,458 | 7,770                     |
| Property and environment offences —                     |                   |                           |                           |       |           |                         |                       |        |       |                           |
| 411 Arson   | 76                | 31                        | 6                         | 21    | 29        | 2                       | —                     | 4      | 6     | 20                        |
| 419 Other property damage                               | 3,254             | 330                       | 138                       | 325   | 321       | 250                     | 21                    | 1,670  | 287   | 85                        |
| 423 Flora and fauna                                     | 11                | —                         | —                         | —     | —         | —                       | —                     | 9      | 2     | 0                         |
| Total   | 3,341             | 361                       | 144                       | 346   | 350       | 252                     | 21                    | 1,683  | 295   | 105                       |
| Offences against good order —                           |                   |                           |                           |       |           |                         |                       |        |       |                           |
| 511 Offences against Government security and operations | 85                | 2                         | —                         | 18    | 18        | 37                      | —                     | 41     | 4     | 13                        |
| 524 Contempt of court, other                            | 6                 | 5                         | —                         | —     | —         | —                       | —                     | 1      | —     | 0                         |
| 525 Pervert the course of justice, including perjury    | 115               | 67                        | —                         | 18    | 19        | —                       | —                     | 20     | 6     | 14                        |
| 526 Breach of community service order                   | 413               | 86                        | 17                        | 90    | 36        | 8                       | 4                     | 163    | 16    | 7                         |
| 527 Breach of other probation, parole etc orders        | 6,338             | 1,274                     | 371                       | 373   | 672       | 92                      | 13                    | 3,146  | 604   | 203                       |
| 528 Escape from custody                                 | 444               | 226                       | 17                        | 22    | 25        | 9                       | 1                     | 145    | 9     | 10                        |
| 533 Resist / hinder police                              | 5,231             | 345                       | 127                       | 235   | 252       | 190                     | 136                   | 3,788  | 366   | 207                       |
| 549 Other offences against justice procedures           | 725               | 31                        | 3                         | 39    | 48        | 45                      | 2                     | 519    | 60    | 20                        |

See footnotes at end of table.

## SECTION I — SUMMARY OF ALL COURTS

TABLE 9 — PENALTIES IMPOSED BY OFFENCE CLASS AND PENALTY TYPE, 1991 — 92—continued

| Offence class   | Total convictions | Penalties                 |                           |       |           |                         |                       |        | Two or more penalties (b) |        |
|---|-------------------|---------------------------|---------------------------|-------|-----------|-------------------------|-----------------------|--------|---------------------------|--------|
|   |                   | Imprisonment or detention | Suspended sentence or CRO | CSO   | Probation | Good behaviour bond (a) | Loss or suspended MDL | Fine   |                           | Other  |
| Offences against good order —                               |                   |                           |                           |       |           |                         |                       |        |                           |        |
| 551 Possession and/or use of firearms                       | 846               | 24                        | 5                         | 17    | 8         | 7                       | —                     | 748    | 81                        | 44     |
| 558 Possession and/or use of other weapons                  | 378               | 21                        | 3                         | 17    | 22        | 26                      | 1                     | 255    | 40                        | 7      |
| 559 Possession, use and handling weapons, other             | 7                 | 1                         | 2                         | —     | —         | —                       | —                     | 3      | 1                         | 0      |
| 571 Child pornography                                       | 1                 | —                         | —                         | —     | —         | —                       | —                     | —      | 1                         | 0      |
| 572 Censorship  | 1                 | —                         | —                         | —     | —         | —                       | —                     | 1      | —                         | 0      |
| 591 Liquor licensing  | 2,308             | 47                        | 4                         | 25    | 7         | 24                      | —                     | 1,972  | 230                       | 1      |
| 592 Betting and gambling                                    | 103               | —                         | —                         | —     | —         | 1                       | —                     | 96     | 6                         | 0      |
| 593 Trespassing and vagrancy                                | 1,906             | 190                       | 86                        | 164   | 205       | 144                     | 5                     | 892    | 260                       | 40     |
| 595 Prostitution  | 39                | 6                         | —                         | —     | 2         | 2                       | —                     | 26     | 3                         | 0      |
| 599 Other offences against good order                       | 8,041             | 419                       | 50                        | 296   | 277       | 482                     | 7                     | 5,835  | 758                       | 77     |
| Total   | 26,987            | 2,744                     | 685                       | 1,314 | 1,591     | 1,067                   | 169                   | 17,651 | 2,445                     | 643    |
| Drug offences —   |                   |                           |                           |       |           |                         |                       |        |                           |        |
| 613 Possess and/or use opium                                | 78                | 1                         | —                         | 2     | 5         | 1                       | —                     | 69     | 2                         | 2      |
| 614 Possess and/or use cocaine                              | 5                 | 1                         | —                         | 1     | —         | —                       | —                     | 3      | —                         | 0      |
| 615 Possess and/or use other narcotics                      | 3                 | —                         | —                         | —     | —         | —                       | —                     | 3      | —                         | 0      |
| 617 Possess and/or use cannabis, all forms                  | 4,821             | 31                        | 1                         | 89    | 112       | 42                      | 1                     | 4,478  | 107                       | 40     |
| 618 Possess and/or use other drugs                          | 1,895             | 305                       | 44                        | 144   | 132       | 88                      | 2                     | 995    | 213                       | 28     |
| 643 Import/export opium and its derivatives                 | 4                 | 1                         | —                         | —     | —         | —                       | —                     | 1      | 3                         | 1      |
| 645 Import/export other narcotics                           | 2                 | —                         | —                         | —     | —         | —                       | —                     | 2      | —                         | 0      |
| 648 Import/export other drugs                               | 10                | —                         | —                         | —     | —         | —                       | —                     | 7      | 3                         | 0      |
| 653 Deal and traffic in opium and its derivatives           | 51                | 26                        | —                         | 2     | 14        | 1                       | —                     | 10     | 6                         | 8      |
| 654 Deal and traffic in cocaine and its derivatives         | 16                | 15                        | —                         | 1     | —         | —                       | —                     | —      | —                         | 0      |
| 657 Deal and traffic in cannabis, all forms                 | 511               | 50                        | 1                         | 45    | 47        | 2                       | —                     | 390    | 11                        | 35     |
| 658 Deal and traffic in other drugs                         | 361               | 102                       | 1                         | 55    | 77        | 20                      | —                     | 135    | 25                        | 51     |
| 663 Manufacture/grow opium and its derivatives              | 29                | 9                         | —                         | 14    | 18        | —                       | —                     | 2      | 8                         | 16     |
| 665 Manufacture/grow other narcotics                        | 4                 | 4                         | —                         | —     | —         | —                       | —                     | —      | —                         | 0      |
| 667 Manufacture/grow cannabis, all forms                    | 1,563             | 19                        | —                         | 42    | 36        | 14                      | 1                     | 1,450  | 21                        | 20     |
| 668 Manufacture/grow other drugs                            | 157               | 5                         | 8                         | 25    | 19        | 14                      | —                     | 64     | 25                        | 3      |
| 699 Other drug offences                                     | 3,189             | 27                        | 13                        | 120   | 113       | 80                      | 1                     | 2,726  | 147                       | 38     |
| Total   | 12,699            | 596                       | 68                        | 540   | 573       | 262                     | 5                     | 10,335 | 571                       | 242    |
| Motor vehicle and traffic offences —                        |                   |                           |                           |       |           |                         |                       |        |                           |        |
| 711 Drink driving offences                                  | 11,301            | 217                       | 10                        | 225   | 104       | 59                      | 10,692                | 10,630 | 118                       | 10,717 |
| 724 Dangerous and reckless driving                          | 1,703             | 221                       | 84                        | 68    | 80        | 42                      | 939                   | 1,181  | 50                        | 955    |
| 725 Negligent driving                                       | 140               | 1                         | 3                         | 4     | 1         | 24                      | 17                    | 73     | 34                        | 17     |
| 732 Driving while licence suspended or cancelled            | 1,805             | 213                       | —                         | 43    | 53        | 1                       | 1,622                 | 1,506  | 77                        | 1,681  |
| 733 Driving without a licence (excluding Group 732)         | 6,139             | 833                       | 345                       | 277   | 305       | 127                     | 2,121                 | 4,161  | 170                       | 2,170  |
| 739 Other driving offences                                  | 1,258             | 5                         | 3                         | 28    | 7         | 40                      | 32                    | 1,127  | 53                        | 37     |
| 749 Traffic offences (excluding parking)                    | 3,681             | 184                       | 73                        | 108   | 82        | 99                      | 434                   | 2,926  | 223                       | 445    |
| 751 Registration offences (including Third Party insurance) | 836               | 3                         | 3                         | 23    | 9         | 18                      | 21                    | 734    | 51                        | 26     |
| 752 Roadworthiness  | 261               | 1                         | 1                         | 13    | 2         | 6                       | 3                     | 197    | 41                        | 3      |
| 799 Other motor vehicle, traffic and related offences       | 136               | 1                         | 1                         | 7     | 1         | 10                      | 4                     | 88     | 30                        | 6      |
| Total   | 27,260            | 1,679                     | 523                       | 796   | 644       | 426                     | 15,885                | 22,623 | 847                       | 16,057 |

See footnotes at end of table.

## SECTION 1 — SUMMARY OF ALL COURTS

TABLE 9 — PENALTIES IMPOSED BY OFFENCE CLASS AND PENALTY TYPE, 1991 — 92—continued

| Offence class  | Total convictions | Penalties                 |                           |        |           |                         |                       |        |       | Two or more penalties (b) |
|--|-------------------|---------------------------|---------------------------|--------|-----------|-------------------------|-----------------------|--------|-------|---------------------------|
|  |                   | Imprisonment or detention | Suspended sentence or CRO | CSO    | Probation | Good behaviour bond (a) | Loss or suspended MDL | Fine   | Other |                           |
| Other offences —   |                   |                           |                           |        |           |                         |                       |        |       |                           |
| 812 Company legislation                                    | 34                | —                         | —                         | —      | —         | —                       | —                     | —      | 34    | 0                         |
| 821 Banking, financial institutions and insurance          | 14                | 3                         | —                         | —      | —         | 1                       | —                     | 10     | —     | 0                         |
| 831 Taxation and stamp duty (excluding excise)             | 64                | —                         | —                         | —      | —         | —                       | —                     | 63     | 1     | 0                         |
| 832 Posts and telecommunications                           | 63                | 3                         | 1                         | 1      | 5         | 19                      | —                     | 36     | 5     | 6                         |
| 833 Customs, excise etc                                    | 14                | 3                         | —                         | —      | —         | —                       | —                     | 11     | —     | 0                         |
| 834 Immigration, passports etc                             | 13                | 2                         | 2                         | —      | —         | 2                       | —                     | 9      | —     | 2                         |
| 835 Electoral  | 17                | —                         | —                         | —      | —         | —                       | —                     | 2      | 15    | 0                         |
| 836 Air navigation, airports and aircraft operations       | 3                 | —                         | —                         | —      | —         | —                       | —                     | 3      | —     | 0                         |
| 837 Health, mental health, quarantine, food standards, etc | 4                 | —                         | —                         | —      | —         | 2                       | —                     | 2      | —     | 0                         |
| 838 Bankruptcy   | 9                 | 2                         | —                         | 1      | 1         | 1                       | —                     | 5      | 1     | 1                         |
| 839 Copyright and patents                                  | 46                | —                         | —                         | —      | —         | 1                       | —                     | 45     | —     | 0                         |
| 841 Social security, social welfare legislation            | 58                | 38                        | —                         | —      | —         | —                       | —                     | 20     | —     | 0                         |
| 842 Births, deaths, marriages etc                          | 2                 | —                         | —                         | —      | —         | —                       | —                     | 2      | —     | 0                         |
| 843 Education  | 16                | —                         | —                         | —      | 9         | 1                       | —                     | —      | 6     | 0                         |
| 844 Railways and other transport                           | 38                | 1                         | 3                         | 9      | 2         | 2                       | —                     | 16     | 5     | 0                         |
| 845 Marine navigation, coastal, inland waterways etc       | 17                | 2                         | —                         | 2      | —         | 5                       | —                     | 8      | —     | 0                         |
| 847 Agriculture and stock, pasture protection, guano etc   | 8                 | —                         | —                         | —      | —         | —                       | —                     | 8      | —     | 0                         |
| 848 Fisheries  | 63                | 1                         | —                         | —      | —         | 27                      | —                     | 35     | —     | 0                         |
| 849 Fires, bushfire control                                | 20                | 6                         | —                         | 14     | 14        | —                       | —                     | —      | —     | 14                        |
| 852 Marketing boards etc, control                          | 95                | —                         | —                         | —      | —         | —                       | —                     | 46     | 49    | 0                         |
| 853 Dangerous drugs and poisons (excluding Division 6)     | 1                 | —                         | —                         | —      | —         | —                       | —                     | 1      | —     | 0                         |
| 856 Explosives   | 20                | 3                         | —                         | —      | —         | —                       | —                     | 17     | —     | 0                         |
| 861 Dog control  | 31                | —                         | —                         | —      | —         | 1                       | —                     | 28     | 3     | 1                         |
| 889 Other offences, nec                                    | 416               | 43                        | —                         | 90     | 23        | 45                      | —                     | 84     | 131   | 0                         |
| 891 Prison security  | 38                | 5                         | —                         | 2      | 1         | 1                       | —                     | 29     | 1     | 1                         |
| 892 Contraband/drug related                                | 5                 | 4                         | —                         | —      | —         | —                       | —                     | 1      | —     | 0                         |
| 899 Other  | 3                 | —                         | —                         | —      | —         | 1                       | —                     | 2      | —     | 0                         |
| Total  | 1,112             | 116                       | 6                         | 119    | 55        | 109                     | —                     | 483    | 251   | 25                        |
| Offence unknown  |                   |                           |                           |        |           |                         |                       |        |       |                           |
| 999 Offence unknown  | 18                | 7                         | —                         | —      | —         | —                       | —                     | 10     | 1     | 0                         |
| Total  | 18                | 7                         | —                         | —      | —         | —                       | —                     | 10     | 1     | 0                         |
| Grand Total  | 120,938           | 18,032                    | 5,792                     | 11,942 | 13,886    | 8,056                   | 16,872                | 65,817 | 7,377 | 25,306                    |

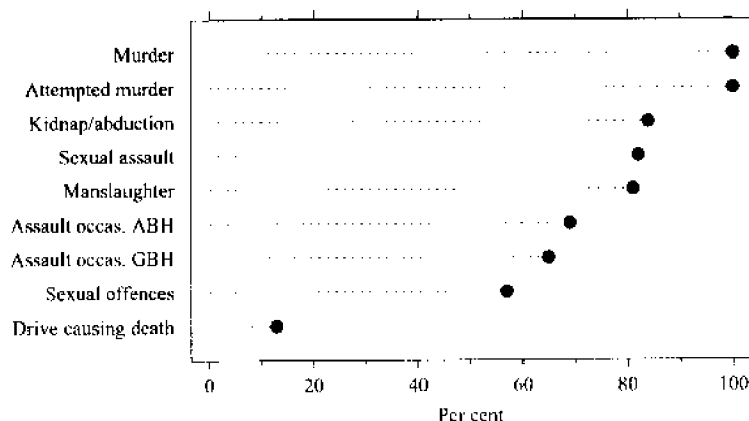
See Explanatory Notes. (a) Includes parental good behaviour bond. (b) For each offence type and group, this is the number of convictions that attracted more than one penalty.

## SECTION 2 : HIGHER COURTS

### SUMMARY OF FINDINGS

|                          |   |
|--------------------------|---|
| <b>Charges</b>           | In 1991-92 6,407 charges were heard in the Supreme and District courts of Western Australia resulting in 5,720 convictions against 2,083 individuals. Of all charges 5,908 or 92.2 per cent were against males.   |
| <b>Convictions</b>       | <i>Breaking and entering, fraud etc</i> (2,950 convictions) accounted for 51.6 per cent of convictions; <i>offences against the person</i> (1,637 convictions) accounted for 28.6 per cent of convictions and <i>drug offences</i> (422 convictions) accounted for 7.4 per cent. Within the group <i>breaking and entering, fraud etc</i> , breaking and entering was the most common offence class with 1,792 convictions, followed by <i>fraud, forgery and false pretences</i> with 558 convictions.<br><br>The majority of convictions (92.7%) were against males. For males under the age of 40, 57.1 per cent of convictions were in the <i>breaking and entering, fraud etc</i> group. For males aged 40 and over the main offence group was <i>offences against the person</i> (68.4%). |
| <b>Age</b>               | The age group with the largest number of convictions was the 20 to 24 year age group which recorded 1,496 convictions or 26.2 per cent of all convictions. For the 20 to 24 year group the majority of convictions (64.9%) were for <i>breaking entering and fraud</i> followed by <i>offences against the person</i> (12.4%) and <i>offences against good order</i> (10.4%).   |
| <b>Penalties</b>         | The total number of penalties imposed in Higher Courts was 6,775 including 923 convictions which attracted 2 or more penalties. In Higher Courts the penalty most often imposed was imprisonment. Of all penalties imposed 56.0 per cent were imprisonment, followed by probation with 18.3 per cent and community service orders with 13.5 per cent. For <i>offences against the person</i> 75.0 per cent of convictions resulted in the penalty of imprisonment and for <i>breaking, entering and fraud</i> 65.6 per cent of convictions resulted in the penalty of imprisonment. Within the group <i>offences against the person</i> there were 7 convictions for murder and 6 convictions for attempted murder, and each of these resulted in imprisonment.                                 |
| <b>Aboriginal people</b> | Aboriginal and Torres Strait Islander people accounted for 14.1 per cent of charges and 14.4 per cent of convictions in Higher Courts.  |
| <b>Locality</b>          | Of all charges for Higher Courts 5,286 or 82.5 per cent were heard in Perth. Bunbury courts heard 268 charges (4.2%), Kalgoorlie 220 charges (3.4%) and Geraldton 197 charges (3.1%).   |

HIGHER COURTS  
IMPRISONMENT RATE BY OFFENCE CLASS FOR OFFENCES  
AGAINST THE PERSON, 1991-92  
(Reference Table 12)



## SECTION 2 — HIGHER COURTS

TABLE 10 — SUMMARY COUNTS BY ABORIGINALITY AND SEX, 1991 — 92

| <i>Summary of counts</i>   | <i>Males</i> | <i>Females</i> | <i>Total</i> |
|----------------------------|--------------|----------------|--------------|
| NON-ABORIGINAL             |              |                |              |
| Charges                    | 3,911        | 289            | 4,200        |
| Distinct persons charged   | 1,398        | 130            | 1,528        |
| Individuals charged        | 1,286        | 123            | 1,409        |
| Convictions                | 3,474        | 231            | 3,705        |
| Distinct persons convicted | 1,182        | 115            | 1,297        |
| Individuals convicted      | 1,110        | 109            | 1,219        |
| ABORIGINAL                 |              |                |              |
| Charges                    | 794          | 108            | 902          |
| Distinct persons charged   | 415          | 72             | 487          |
| Individuals charged        | 383          | 69             | 452          |
| Convictions                | 728          | 98             | 826          |
| Distinct persons convicted | 377          | 63             | 440          |
| Individuals convicted      | 354          | 62             | 416          |
| UNKNOWN                    |              |                |              |
| Charges                    | 1,203        | 102            | 1,305        |
| Distinct persons charged   | 480          | 48             | 528          |
| Individuals charged        | 455          | 45             | 500          |
| Convictions                | 1,101        | 88             | 1,189        |
| Distinct persons convicted | 431          | 39             | 470          |
| Individuals convicted      | 409          | 39             | 448          |
| TOTAL                      |              |                |              |
| Charges                    | 5,908        | 499            | 6,407        |
| Distinct persons charged   | 2,293        | 250            | 2,543        |
| Individuals charged        | 2,124        | 237            | 2,361        |
| Convictions                | 5,303        | 417            | 5,720        |
| Distinct persons convicted | 1,990        | 217            | 2,207        |
| Individuals convicted      | 1,873        | 210            | 2,083        |

See Explanatory Notes.

TABLE 11 — CHARGES, APPEARANCES AND INDIVIDUALS BY COURT AND SEX, 1991 — 92

| <i>Court</i>                | <i>Charges</i> |                |              | <i>Distinct persons charged</i> |                |              | <i>Individuals charged (a)</i> |                |              |
|-----------------------------|----------------|----------------|--------------|---------------------------------|----------------|--------------|--------------------------------|----------------|--------------|
|                             | <i>Males</i>   | <i>Females</i> | <i>Total</i> | <i>Males</i>                    | <i>Females</i> | <i>Total</i> | <i>Males</i>                   | <i>Females</i> | <i>Total</i> |
| Albany                      | 112            | —              | 112          | 55                              | —              | 55           | 53                             | —              | 53           |
| Broome                      | 50             | 7              | 57           | 38                              | 3              | 41           | 35                             | 3              | 38           |
| Bunbury                     | 260            | 8              | 268          | 98                              | 6              | 104          | 96                             | 6              | 102          |
| Camarvon                    | 30             | 8              | 38           | 18                              | 2              | 20           | 18                             | 2              | 20           |
| Derby                       | 42             | 3              | 45           | 18                              | 2              | 20           | 18                             | 2              | 20           |
| Esperance                   | 11             | 2              | 13           | 8                               | 1              | 9            | 8                              | 1              | 9            |
| Geraldton                   | 158            | 39             | 197          | 80                              | 16             | 96           | 78                             | 16             | 94           |
| Kalgoorlie                  | 167            | 53             | 220          | 95                              | 21             | 116          | 91                             | 20             | 111          |
| Karratha                    | 61             | 8              | 69           | 37                              | 6              | 43           | 34                             | 5              | 39           |
| Kununurra                   | 46             | 2              | 48           | 39                              | 2              | 41           | 39                             | 2              | 41           |
| Perth                       | 4,921          | 365            | 5,286        | 1,777                           | 189            | 1,966        | 1,637                          | 178            | 1,815        |
| Port Hedland                | 50             | 4              | 54           | 30                              | 2              | 32           | 28                             | 2              | 30           |
| Western Australian<br>Total | 5,908          | 499            | 6,407        | 2,293                           | 250            | 2,543        | 2,124                          | 237            | 2,361        |

See Explanatory Notes. (a) An individual, who appeared at more than one court location, will be included in the counts for each of those court locations but only once in the total.

## SECTION 2 — HIGHER COURTS

TABLE 12 — PENALTIES IMPOSED BY OFFENCE CLASS AND PENALTY TYPE, 1991 — 92

| Offence class   | Total convictions | Penalties                 |                           |     |           |                         |                       |      | Two or more penalties (b) |     |
|---|-------------------|---------------------------|---------------------------|-----|-----------|-------------------------|-----------------------|------|---------------------------|-----|
|   |                   | Imprisonment or detention | Suspended sentence or CRO | CSO | Probation | Good behaviour bond (a) | Loss or suspended MDL | Fine |                           |     |
| Offences against the person —                           |                   |                           |                           |     |           |                         |                       |      |                           |     |
| 111 Murder  | 7                 | 7                         | —                         | —   | —         | —                       | —                     | —    | —                         | 0   |
| 112 Attempted murder                                    | 6                 | 6                         | —                         | —   | —         | —                       | —                     | —    | —                         | 0   |
| 114 Manslaughter (excluding death by driving)           | 16                | 13                        | —                         | 2   | 3         | —                       | 5                     | —    | —                         | 5   |
| 115 Driving causing death                               | 8                 | 1                         | —                         | 2   | 2         | —                       | 5                     | 5    | —                         | 6   |
| 121 Assault occasioning grievous bodily harm            | 37                | 24                        | —                         | 4   | 8         | 2                       | 4                     | 3    | —                         | 8   |
| 122 Assault occasioning actual bodily harm              | 183               | 126                       | —                         | 22  | 30        | 5                       | —                     | 18   | 5                         | 21  |
| 129 Other assault                                       | 45                | 31                        | —                         | 2   | 5         | 1                       | —                     | 7    | 1                         | 2   |
| 136 Sexual assault according to State or Territory law  | 967               | 793                       | —                         | 43  | 93        | 5                       | —                     | 75   | 12                        | 50  |
| 137 Sexual offences (consent proscribed)                | 267               | 156                       | —                         | 23  | 37        | 8                       | —                     | 66   | 9                         | 25  |
| 139 Other sexual offences                               | 11                | 3                         | —                         | —   | 8         | —                       | —                     | —    | 1                         | 1   |
| 191 Kidnapping and abduction                            | 76                | 64                        | —                         | 4   | 6         | —                       | —                     | 5    | 1                         | 4   |
| 199 Other offences against the person                   | 14                | 4                         | —                         | 6   | 6         | 2                       | —                     | 1    | 2                         | 5   |
| Total   | 1,637             | 1,228                     | —                         | 108 | 198       | 23                      | 14                    | 180  | 31                        | 127 |
| Robbery and extortion —                                 |                   |                           |                           |     |           |                         |                       |      |                           |     |
| 211 Armed robbery                                       | 115               | 100                       | —                         | 11  | 13        | —                       | —                     | 2    | 1                         | 11  |
| 212 Other robbery                                       | 44                | 32                        | 1                         | 6   | 10        | —                       | —                     | 1    | 1                         | 6   |
| 221 Blackmail and extortion                             | 7                 | 5                         | —                         | 1   | 1         | —                       | —                     | 1    | —                         | 1   |
| Total   | 166               | 137                       | 1                         | 18  | 24        | —                       | —                     | 4    | 2                         | 18  |
| Breaking and entering, fraud etc —                      |                   |                           |                           |     |           |                         |                       |      |                           |     |
| 311 Breaking and entering                               | 1,792             | 1,189                     | —                         | 403 | 537       | 6                       | 1                     | 45   | 92                        | 404 |
| 321 Fraud, forgery and false pretences                  | 558               | 392                       | —                         | 82  | 128       | 5                       | —                     | 31   | 2                         | 80  |
| 322 Misappropriation                                    | 85                | 51                        | —                         | 10  | 16        | —                       | —                     | 18   | 1                         | 11  |
| 331 Receiving   | 158               | 56                        | —                         | 49  | 50        | 9                       | —                     | 36   | 4                         | 43  |
| 339 Handling of stolen goods, other                     | 9                 | 4                         | —                         | 2   | 4         | —                       | —                     | 1    | —                         | 2   |
| 351 Theft or illegal use of a motor vehicle             | 115               | 88                        | —                         | 21  | 16        | —                       | 1                     | 1    | —                         | 12  |
| 399 Other theft   | 233               | 156                       | —                         | 39  | 39        | —                       | —                     | 33   | 6                         | 34  |
| Total   | 2,950             | 1,936                     | —                         | 606 | 790       | 20                      | 2                     | 165  | 105                       | 586 |
| Property and environment offences —                     |                   |                           |                           |     |           |                         |                       |      |                           |     |
| 411 Arson   | 51                | 28                        | —                         | 17  | 18        | 2                       | —                     | 2    | 4                         | 17  |
| 419 Other property damage                               | 39                | 16                        | —                         | 18  | 10        | —                       | —                     | 3    | 4                         | 9   |
| Total   | 90                | 44                        | —                         | 35  | 28        | 2                       | —                     | 5    | 8                         | 26  |
| Offences against good order —                           |                   |                           |                           |     |           |                         |                       |      |                           |     |
| 511 Offences against Government security and operations | 4                 | 1                         | —                         | —   | —         | —                       | —                     | 3    | —                         | 0   |
| 525 Pervert the course of justice, including perjury    | 103               | 65                        | —                         | 16  | 19        | —                       | —                     | 15   | 3                         | 14  |
| 526 Breach of community service order                   | 9                 | 5                         | —                         | 2   | 1         | —                       | —                     | 2    | —                         | 1   |
| 527 Breach of other probation, parole etc orders        | 193               | 123                       | —                         | 25  | 32        | 11                      | —                     | 16   | 14                        | 26  |
| 528 Escape from custody                                 | 4                 | 4                         | —                         | —   | —         | —                       | —                     | —    | —                         | 0   |
| 549 Other offences against justice procedures           | 13                | 8                         | —                         | 3   | 4         | —                       | —                     | 1    | —                         | 3   |
| 551 Possession and/or use of firearms                   | 5                 | —                         | —                         | —   | 1         | —                       | —                     | 4    | —                         | 0   |
| 599 Other offences against good order                   | 79                | 24                        | —                         | 19  | 23        | 3                       | —                     | 27   | 7                         | 18  |
| Total   | 410               | 230                       | —                         | 65  | 80        | 14                      | —                     | 68   | 24                        | 62  |

See footnotes at end of table.

## SECTION 2 — HIGHER COURTS

TABLE 12 — PENALTIES IMPOSED BY OFFENCE CLASS AND PENALTY TYPE, 1991 — 92—continued

| Offence class                                       | Total convictions | Penalties                              |                                      |     |                |                                    |                               |      | Two or more penalties (b) |       |
|---|-------------------|--|--------------------------------------|-----|----------------|------------------------------------|-------------------------------|------|---------------------------|-------|
|   |                   | Impris-<br>onment<br>or deten-<br>tion | Suspend-<br>ed<br>sentence<br>or CRO | CSO | Prob-<br>ation | Good<br>behav-<br>iour<br>bond (a) | Loss or<br>suspend-<br>ed MDL | Fine |                           | Other |
| Drug offences —                                     |                   |  |                                      |     |                |                                    |                               |      |                           |       |
| 617 Possess and/or use cannabis, all forms          | 1                 | —                                      | —                                    | —   | —              | —                                  | —                             | 1    | —                         | 0     |
| 618 Possess and/or use other drugs                  | 2                 | —                                      | —                                    | —   | 2              | —                                  | —                             | —    | —                         | 0     |
| 643 Import/export opium and its derivatives         | 2                 | 1                                      | —                                    | —   | —              | —                                  | —                             | 1    | 1                         | 1     |
| 653 Deal and traffic in opium and its derivatives   | 47                | 26                                     | —                                    | 2   | 14             | 1                                  | —                             | 6    | 6                         | 8     |
| 654 Deal and traffic in cocaine and its derivatives | 15                | 15                                     | —                                    | —   | —              | —                                  | —                             | —    | —                         | 0     |
| 657 Deal and traffic in cannabis, all forms         | 99                | 33                                     | —                                    | 15  | 15             | —                                  | —                             | 50   | 1                         | 15    |
| 658 Deal and traffic in other drugs                 | 182               | 93                                     | —                                    | 34  | 53             | 1                                  | —                             | 35   | 12                        | 43    |
| 663 Manufacture/grow opium and its derivatives      | 28                | 8                                      | —                                    | 14  | 18             | —                                  | —                             | 2    | 8                         | 16    |
| 665 Manufacture/grow other narcotics                | 4                 | 4                                      | —                                    | —   | —              | —                                  | —                             | —    | —                         | 0     |
| 667 Manufacture/grow cannabis, all forms            | 42                | 12                                     | —                                    | 4   | 3              | 1                                  | —                             | 25   | 1                         | 4     |
| Total   | 422               | 192                                    | —                                    | 69  | 105            | 3                                  | —                             | 120  | 29                        | 87    |
| Motor vehicle and traffic offences —                |                   |  |                                      |     |                |                                    |                               |      |                           |       |
| 724 Dangerous and reckless driving                  | 1                 | 1                                      | —                                    | —   | —              | —                                  | 1                             | —    | —                         | 1     |
| 733 Driving without a licence (excluding Group 732) | 2                 | 2                                      | —                                    | —   | —              | —                                  | 2                             | —    | —                         | 2     |
| 749 Traffic offences (excluding parking)            | 5                 | 4                                      | —                                    | —   | —              | —                                  | 1                             | —    | —                         | 0     |
| Total   | 8                 | 7                                      | —                                    | —   | —              | —                                  | 4                             | —    | —                         | 3     |
| Other offences —                                    |                   |  |                                      |     |                |                                    |                               |      |                           |       |
| 821 Banking, financial institutions and insurance   | 3                 | 3                                      | —                                    | —   | —              | —                                  | —                             | —    | —                         | 0     |
| 849 Fires, bushfire control                         | 20                | 6                                      | —                                    | 14  | 14             | —                                  | —                             | —    | —                         | 14    |
| 856 Explosives                                      | 4                 | 3                                      | —                                    | —   | —              | —                                  | —                             | 1    | —                         | 0     |
| Total   | 27                | 12                                     | —                                    | 14  | 14             | —                                  | —                             | 1    | —                         | 14    |
| Offence unknown                                     |                   |  |                                      |     |                |                                    |                               |      |                           |       |
| 999 Offence unknown                                 | 10                | 7                                      | —                                    | —   | —              | —                                  | —                             | 3    | —                         | 0     |
| Total   | 10                | 7                                      | —                                    | —   | —              | —                                  | —                             | 3    | —                         | 0     |
| Western Australian Total                            | 5,720             | 3,793                                  | 1                                    | 915 | 1,239          | 62                                 | 20                            | 546  | 199                       | 923   |

See Explanatory Notes. (a) Includes parental good behaviour bond. (b) For each offence type and group, this is the number of convictions that attracted more than one penalty.



## SECTION 2 — HIGHER COURTS

TABLE 13 — CONVICTIONS BY SEX, OFFENCE GROUP AND AGE, 1991 — 92

| Offence group                      | Age group |         |         |         |         |         |         |             | Not stated | Total |
|------------------------------------|-----------|---------|---------|---------|---------|---------|---------|-------------|------------|-------|
|                                    | Under 20  | 20 - 24 | 25 - 29 | 30 - 34 | 35 - 39 | 40 - 49 | 50 - 59 | 60 and over |            |       |
| MALES                              |           |         |         |         |         |         |         |             |            |       |
| Offences against the person        | 101       | 164     | 257     | 221     | 199     | 329     | 195     | 112         | 6          | 1,584 |
| Robbery and extortion              | 28        | 61      | 30      | 24      | 3       | 9       | —       | —           | 1          | 156   |
| Breaking and entering, fraud etc   | 645       | 891     | 407     | 340     | 203     | 113     | 73      | 14          | 8          | 2,694 |
| Property and environment offences  | 18        | 34      | 12      | 4       | 4       | 4       | 1       | 1           | —          | 78    |
| Offences against good order        | 43        | 140     | 74      | 66      | 13      | 29      | 5       | —           | 2          | 372   |
| Drug offences                      | 13        | 68      | 116     | 68      | 71      | 28      | 9       | 2           | —          | 375   |
| Motor vehicle and traffic offences | 8         | —       | —       | —       | —       | —       | —       | —           | —          | 8     |
| Other offences                     | 15        | 3       | 1       | 3       | —       | 5       | —       | —           | —          | 27    |
| Unknown offences                   | —         | 2       | 3       | 1       | 2       | —       | 1       | —           | —          | 9     |
| Total                              | 871       | 1,363   | 900     | 727     | 495     | 517     | 284     | 129         | 17         | 5,303 |
| FEMALES                            |           |         |         |         |         |         |         |             |            |       |
| Offences against the person        | 9         | 21      | 6       | 7       | 6       | 1       | 3       | —           | —          | 53    |
| Robbery and extortion              | 3         | 3       | 1       | 2       | —       | 1       | —       | —           | —          | 10    |
| Breaking and entering, fraud etc   | 54        | 80      | 41      | 42      | 10      | 28      | —       | 1           | —          | 256   |
| Property and environment offences  | 3         | 4       | 1       | 1       | 1       | 1       | 1       | —           | —          | 12    |
| Offences against good order        | 3         | 16      | 5       | 5       | 6       | 2       | 1       | —           | —          | 38    |
| Drug offences                      | 3         | 9       | 12      | 11      | 7       | 2       | 1       | 2           | —          | 47    |
| Unknown offences                   | —         | —       | —       | 1       | —       | —       | —       | —           | —          | 1     |
| Total                              | 75        | 133     | 66      | 69      | 30      | 35      | 6       | 3           | —          | 417   |
| TOTAL                              |           |         |         |         |         |         |         |             |            |       |
| Offences against the person        | 110       | 185     | 263     | 228     | 205     | 330     | 198     | 112         | 6          | 1,637 |
| Robbery and extortion              | 31        | 64      | 31      | 26      | 3       | 10      | —       | —           | 1          | 166   |
| Breaking and entering, fraud etc   | 699       | 971     | 448     | 382     | 213     | 141     | 73      | 15          | 8          | 2,950 |
| Property and environment offences  | 21        | 38      | 13      | 5       | 5       | 5       | 2       | 1           | —          | 90    |
| Offences against good order        | 46        | 156     | 79      | 71      | 19      | 31      | 6       | —           | 2          | 410   |
| Drug offences                      | 16        | 77      | 128     | 79      | 78      | 30      | 10      | 4           | —          | 422   |
| Motor vehicle and traffic offences | 8         | —       | —       | —       | —       | —       | —       | —           | —          | 8     |
| Other offences                     | 15        | 3       | 1       | 3       | —       | 5       | —       | —           | —          | 27    |
| Unknown offences                   | —         | 2       | 3       | 2       | 2       | —       | 1       | —           | —          | 10    |
| Total                              | 946       | 1,496   | 966     | 796     | 525     | 552     | 290     | 132         | 17         | 5,720 |

See Explanatory Notes.

TABLE 14 — APPEARANCES ON CONVICTION BY MOST SERIOUS MATTER, AGE AND PENALTY TYPE, 1991 — 92

| Age group                | Penalties                 |                           |     |           |                         |                       |      |       | Two or more penalties (b) |
|--------------------------|---------------------------|---------------------------|-----|-----------|-------------------------|-----------------------|------|-------|---------------------------|
|                          | Imprisonment or detention | Suspended sentence or CRO | CSO | Probation | Good behaviour bond (a) | Loss or suspended MDL | Fine | Other |                           |
| Under 20 years           | 139                       | —                         | 145 | 178       | 4                       | 5                     | 18   | 26    | 142                       |
| 20 — 24                  | 332                       | —                         | 192 | 260       | 15                      | 4                     | 71   | 50    | 198                       |
| 25 — 29                  | 271                       | —                         | 59  | 87        | 7                       | —                     | 71   | 21    | 61                        |
| 30 — 34                  | 158                       | —                         | 34  | 47        | 8                       | —                     | 44   | 2     | 32                        |
| 35 — 39                  | 85                        | —                         | 20  | 33        | 3                       | 2                     | 47   | 14    | 24                        |
| 40 — 49                  | 95                        | —                         | 13  | 22        | 3                       | —                     | 46   | 10    | 16                        |
| 50 — 59                  | 31                        | —                         | 5   | 9         | 3                       | 1                     | 18   | 2     | 5                         |
| 60 and over              | 11                        | —                         | 1   | 4         | 7                       | —                     | 14   | 1     | 2                         |
| Not stated               | 6                         | —                         | 3   | 4         | —                       | —                     | 3    | —     | 3                         |
| Western Australian Total | 1,128                     | —                         | 472 | 644       | 50                      | 12                    | 332  | 126   | 483                       |

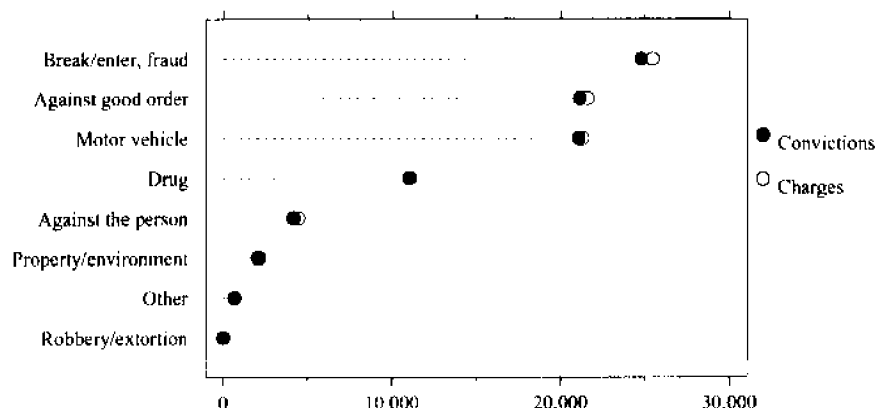
See Explanatory Notes. (a) Includes parental good behaviour bond. (b) For each age group, this is the number of appearances that attracted more than one penalty.

## SECTION 3 : COURTS OF PETTY SESSIONS

### SUMMARY OF FINDINGS

|                          |   |
|--------------------------|---|
| <b>Convictions</b>       | <p>In Western Australia in 1991-92 there were 86,660 charges heard against 33,849 individuals in Courts of Petty Sessions. There were 84,820 convictions against 33,476 individuals. Males accounted for 79.3 per cent of convictions and 80.8 per cent of individuals convicted.</p> <p>The largest number of convictions (18,256) for males occurred in the <i>motor vehicle and traffic offences</i> group. This group accounted for 27.2 per cent of male convictions followed by <i>offences against good order</i>, 25.7 per cent and <i>breaking and entering, fraud etc</i> 24.0 per cent.</p> <p>The largest number of convictions (8,633) for females occurred in the <i>breaking and entering, fraud etc</i> group. This group accounted for 49.3 percent of female convictions followed by <i>offences against good order</i>, 21.6 per cent and <i>motor vehicle and traffic offences</i> 14.4 per cent.</p> |
| <b>Age</b>               | <p>The 20 to 24 year group recorded 25,348 convictions - the largest number of convictions for any age group. This age group comprised 9.0 per cent of the State's population at the 1991 census and recorded 29.9 per cent of all convictions during 1991-92. Of the 20,436 convictions for this age group recorded for males 5,687 were for <i>motor vehicle and traffic offences</i> 5,208 were <i>offences against good order</i> and 4,416 were <i>breaking and entering, fraud etc</i>. For females in the same age group there was a total of 4,912 convictions, 2,221 convictions were for <i>breaking and entering, fraud etc</i>, 1,082 were for <i>offences against good order</i> and 792 were <i>motor vehicle and traffic offences</i>.</p>   |
| <b>Aboriginal people</b> | <p>Aboriginal and Torres Strait Islander people accounted for 16.2 per cent of individuals convicted and 21.5 per cent of total convictions. Aboriginal males accounted for 20.9 per cent of all male convictions, and 14.6 per cent of male individuals convicted. Aboriginal females accounted for 23.8 per cent of all female convictions, and 23.2 per cent of female individuals convicted. Of the 18,197 convictions recorded against Aboriginal people 77.1 per cent were against males. At the 1991 population census Aboriginal and Torres Strait Islander people made up 2.6 per cent of the State's population.</p>  |
| <b>Perth</b>             | <p>The Perth Statistical Division with 72 per cent of the State's population accounted for 62 per cent of all individuals charged. Outside of Perth the busiest courts were Kalgoorlie which dealt with 3,439 charges against 1,414 individuals and Geraldton which dealt with 2,116 charges against 769 individuals.</p>   |
| <b>Penalties</b>         | <p>There was a total of 108,986 penalties imposed in Courts of Petty Sessions in 1991-92. There were 22,790 convictions which attracted 2 or more penalties. Fines were the most common penalty handed down. There were 60,124 fines representing 55.2 per cent of all penalties. Loss or suspension of a driving licence represented 14.5 per cent (15,839) of all penalties and imprisonment 8.4 per cent (9,105). The majority of prison sentences, 5,205 (57.2%) resulted from convictions for <i>breaking and entering, fraud etc</i>.</p>   |

COURTS OF PETTY SESSIONS  
TOTAL CHARGES AND CONVICTIONS BY OFFENCE GROUP  
1991-92  
(Reference Table 2)



## SECTION 3 — COURTS OF PETTY SESSIONS

TABLE 15 — SUMMARY COUNTS BY ABORIGINALITY AND SEX, 1991 — 92

| <i>Summary of counts</i>   | <i>Males</i> | <i>Females</i> | <i>Total (a)</i> |
|----------------------------|--------------|----------------|------------------|
| <b>NON-ABORIGINAL</b>      |              |                |                  |
| Charges                    | 53,025       | 12,381         | 65,406           |
| Distinct persons charged   | 29,199       | 5,569          | 34,768           |
| Individuals charged        | 23,166       | 4,870          | 28,036           |
| Convictions                | 51,953       | 12,123         | 64,076           |
| Distinct persons convicted | 28,764       | 5,505          | 34,269           |
| Individuals convicted      | 22,907       | 4,819          | 27,726           |
| <b>ABORIGINAL</b>          |              |                |                  |
| Charges                    | 14,318       | 4,229          | 18,547           |
| Distinct persons charged   | 7,561        | 2,665          | 10,226           |
| Individuals charged        | 3,976        | 1,498          | 5,474            |
| Convictions                | 14,038       | 4,159          | 18,197           |
| Distinct persons convicted | 7,438        | 2,634          | 10,072           |
| Individuals convicted      | 3,936        | 1,485          | 5,421            |
| <b>UNKNOWN</b>             |              |                |                  |
| Charges                    | 1,392        | 1,237          | 2,629            |
| Distinct persons charged   | 224          | 89             | 313              |
| Individuals charged        | 202          | 88             | 290              |
| Convictions                | 1,245        | 1,229          | 2,474            |
| Distinct persons convicted | 218          | 88             | 306              |
| Individuals convicted      | 196          | 87             | 283              |
| <b>TOTAL</b>               |              |                |                  |
| Charges                    | 68,735       | 17,847         | 86,660           |
| Distinct persons charged   | 36,984       | 8,323          | 45,358           |
| Individuals charged        | 27,344       | 6,456          | 33,849           |
| Convictions                | 67,236       | 17,511         | 84,820           |
| Distinct persons convicted | 36,420       | 8,227          | 44,695           |
| Individuals convicted      | 27,039       | 6,391          | 33,476           |

See Explanatory Notes. (a) Includes corporate bodies.

TABLE 16 — APPEARANCES ON CONVICTION BY MOST SERIOUS MATTER, AGE AND PENALTY TYPE, 1991 — 92

| Age group      | Penalties                              |                                 |       |                |                               |                             |        |       | Two<br>or more<br>penalties<br>(b) |
|----------------|--|---------------------------------|-------|----------------|-------------------------------|-----------------------------|--------|-------|------------------------------------|
|                | Imprison-<br>ment<br>or deten-<br>tion | Suspended<br>sentence<br>or CRO | CSO   | Prob-<br>ation | Good<br>behaviour<br>bond (a) | Loss or<br>suspended<br>MDL | Fine   | Other |                                    |
| Under 20 years | 409                                    | —                               | 355   | 378            | 249                           | 1,631                       | 5,446  | 371   | 1,861                              |
| 20 — 24        | 736                                    | 5                               | 460   | 541            | 446                           | 3,838                       | 11,120 | 496   | 4,130                              |
| 25 — 29        | 511                                    | 3                               | 223   | 238            | 315                           | 2,701                       | 7,267  | 280   | 2,830                              |
| 30 — 34        | 329                                    | 4                               | 128   | 139            | 246                           | 1,732                       | 4,691  | 249   | 1,798                              |
| 35 — 39        | 156                                    | 4                               | 107   | 112            | 167                           | 1,207                       | 3,188  | 201   | 1,270                              |
| 40 — 49        | 155                                    | 8                               | 106   | 100            | 213                           | 1,375                       | 3,263  | 268   | 1,437                              |
| 50 — 59        | 33                                     | 2                               | 24    | 22             | 91                            | 376                         | 1,037  | 120   | 389                                |
| 60 and over    | 8                                      | 3                               | 5     | 9              | 58                            | 120                         | 366    | 112   | 127                                |
| Not stated     | 3                                      | —                               | 2     | 3              | 4                             | 4                           | 15     | 3     | 5                                  |
| Other (c)      | —                                      | —                               | —     | —              | 1                             | —                           | 45     | 2     | —                                  |
| Total          | 2,340                                  | 29                              | 1,410 | 1,542          | 1,790                         | 12,984                      | 36,438 | 2,102 | 13,847                             |

See Explanatory Notes. (a) Includes parental good behaviour bond. (b) For each offence type and group, this is the number of appearances that attracted more than one penalty. (c) Corporate bodies.

## SECTION 3 — COURTS OF PETTY SESSIONS

TABLE 17 — CHARGES, APPEARANCES AND INDIVIDUALS BY STATISTICAL DIVISION, COURT AND SEX, 1991 — 92

| Statistical division<br>and court | Charges |         |           | Distinct persons charged |         |           | Individuals charged (a) |         |           |
|-----------------------------------|---------|---------|-----------|--------------------------|---------|-----------|-------------------------|---------|-----------|
|                                   | Males   | Females | Total (b) | Males                    | Females | Total (b) | Males                   | Females | Total (b) |
| Perth —                           |         |         |           |                          |         |           |                         |         |           |
| Armadale                          | 1,763   | 285     | 2,057     | 1,027                    | 198     | 1,227     | 928                     | 185     | 1,115     |
| Fremantle                         | 6,268   | 1,662   | 7,936     | 3,645                    | 764     | 4,414     | 3,125                   | 698     | 3,828     |
| Midland                           | 2,747   | 595     | 3,344     | 1,588                    | 312     | 1,902     | 1,417                   | 296     | 1,715     |
| Perth                             | 29,372  | 9,235   | 38,652    | 14,383                   | 3,374   | 17,788    | 11,663                  | 2,863   | 14,556    |
| Rockingham                        | 1,509   | 419     | 1,932     | 832                      | 153     | 987       | 733                     | 136     | 870       |
| Total                             | 41,659  | 12,196  | 53,921    | 21,475                   | 4,801   | 26,318    | 16,859                  | 4,043   | 20,942    |
| South West —                      |         |         |           |                          |         |           |                         |         |           |
| Augusta                           | 13      | 8       | 21        | 12                       | 6       | 18        | 12                      | 6       | 18        |
| Boyup Brook                       | 44      | 12      | 56        | 30                       | 6       | 36        | 26                      | 6       | 32        |
| Bridgetown                        | 71      | 17      | 88        | 47                       | 7       | 54        | 43                      | 7       | 50        |
| Brunswick Junction                | 27      | 6       | 33        | 18                       | 5       | 23        | 17                      | 4       | 21        |
| Bunbury                           | 1,403   | 253     | 1,659     | 746                      | 138     | 885       | 639                     | 131     | 771       |
| Busselton                         | 518     | 68      | 586       | 274                      | 34      | 308       | 238                     | 32      | 270       |
| Collie                            | 470     | 93      | 564       | 277                      | 63      | 341       | 219                     | 55      | 275       |
| Donnybrook                        | 127     | 23      | 150       | 81                       | 15      | 96        | 73                      | 13      | 86        |
| Dwellingup                        | 17      | 1       | 18        | 11                       | 1       | 12        | 11                      | 1       | 12        |
| Harvey                            | 137     | 23      | 160       | 83                       | 18      | 101       | 74                      | 17      | 91        |
| Mandurah                          | 691     | 195     | 886       | 440                      | 107     | 547       | 392                     | 103     | 495       |
| Manjimup                          | 186     | 10      | 196       | 96                       | 9       | 105       | 85                      | 9       | 94        |
| Margaret River                    | 156     | 45      | 201       | 116                      | 26      | 142       | 108                     | 25      | 133       |
| Nannup                            | 21      | —       | 21        | 11                       | —       | 11        | 10                      | —       | 10        |
| Pemberton                         | 41      | 17      | 58        | 31                       | 12      | 43        | 31                      | 12      | 43        |
| Pinjarra                          | 107     | 13      | 120       | 59                       | 10      | 69        | 53                      | 8       | 61        |
| Waroona                           | 49      | 2       | 51        | 35                       | 2       | 37        | 32                      | 2       | 34        |
| Yarloop                           | 77      | 7       | 84        | 43                       | 7       | 50        | 43                      | 7       | 50        |
| Total                             | 4,155   | 793     | 4,952     | 2,410                    | 466     | 2,878     | 2,024                   | 429     | 2,455     |
| Lower Great Southern —            |         |         |           |                          |         |           |                         |         |           |
| Albany                            | 1,076   | 148     | 1,225     | 565                      | 86      | 652       | 441                     | 77      | 519       |
| Cranbrook                         | 19      | —       | 19        | 14                       | —       | 14        | 14                      | —       | 14        |
| Denmark                           | 47      | 5       | 52        | 38                       | 4       | 42        | 34                      | 4       | 38        |
| Gnowangerup                       | 32      | 2       | 34        | 26                       | 2       | 28        | 23                      | 2       | 25        |
| Katanning                         | 284     | 60      | 344       | 164                      | 36      | 200       | 130                     | 31      | 161       |
| Kojonup                           | 113     | 11      | 124       | 68                       | 9       | 77        | 55                      | 7       | 62        |
| Mount Barker                      | 79      | 8       | 87        | 53                       | 8       | 61        | 45                      | 7       | 52        |
| Ongerup                           | 29      | —       | 29        | 23                       | —       | 23        | 23                      | —       | 23        |
| Tambellup                         | 23      | 2       | 25        | 14                       | 2       | 16        | 11                      | 2       | 13        |
| Total                             | 1,702   | 236     | 1,939     | 965                      | 147     | 1,113     | 744                     | 128     | 873       |
| Upper Great Southern —            |         |         |           |                          |         |           |                         |         |           |
| Boddington                        | 31      | 35      | 66        | 18                       | 4       | 22        | 17                      | 4       | 21        |
| Brookton                          | 27      | 1       | 28        | 17                       | 1       | 18        | 16                      | 1       | 17        |
| Corrigin                          | 27      | 4       | 31        | 15                       | 2       | 17        | 13                      | 1       | 14        |
| Dumbleyung                        | 7       | —       | 7         | 5                        | —       | 5         | 5                       | —       | 5         |
| Kondinin                          | 12      | 4       | 16        | 11                       | 2       | 13        | 11                      | 2       | 13        |
| Kulin                             | 8       | 1       | 9         | 6                        | 1       | 7         | 5                       | 1       | 6         |
| Lake Grace                        | 15      | 2       | 17        | 9                        | 1       | 10        | 9                       | 1       | 10        |
| Narrogin                          | 404     | 68      | 472       | 201                      | 47      | 248       | 164                     | 38      | 202       |
| Pingelly                          | 33      | 7       | 40        | 26                       | 3       | 29        | 25                      | 3       | 28        |
| Wagin                             | 96      | 14      | 110       | 53                       | 9       | 62        | 47                      | 7       | 54        |
| Wickepin                          | 3       | —       | 3         | 2                        | —       | 2         | 2                       | —       | 2         |
| Williams                          | 44      | 2       | 46        | 32                       | 2       | 34        | 32                      | 2       | 34        |
| Total                             | 707     | 138     | 845       | 395                      | 72      | 467       | 337                     | 58      | 395       |

See footnotes at end of table.

## SECTION 3 — COURTS OF PETTY SESSIONS

TABLE 17 — CHARGES, APPEARANCES AND INDIVIDUALS BY STATISTICAL DIVISION, COURT AND SEX, 1991 — 92—continued

| Statistical division<br>and court | Charges      |              |              | Distinct persons charged |            |              | Individuals charged (a) |            |              |
|-----------------------------------|--------------|--------------|--------------|--------------------------|------------|--------------|-------------------------|------------|--------------|
|                                   | Males        | Females      | Total (b)    | Males                    | Females    | Total (b)    | Males                   | Females    | Total (b)    |
| <b>Midlands —</b>                 |              |              |              |                          |            |              |                         |            |              |
| Bencubbin                         | 18           | —            | 18           | 11                       | —          | 11           | 11                      | —          | 11           |
| Beverley                          | 22           | 2            | 24           | 14                       | 2          | 16           | 13                      | 2          | 15           |
| Bruce Rock                        | 20           | 6            | 26           | 15                       | 4          | 19           | 14                      | 4          | 18           |
| Cunderdin                         | 64           | 11           | 75           | 37                       | 6          | 43           | 34                      | 6          | 40           |
| Dalwallinu                        | 34           | 5            | 39           | 19                       | 4          | 23           | 19                      | 4          | 23           |
| Dowerin                           | 19           | 1            | 20           | 12                       | 1          | 13           | 12                      | 1          | 13           |
| Gingin                            | 58           | 7            | 65           | 40                       | 5          | 45           | 37                      | 4          | 41           |
| Goomalling                        | 14           | 6            | 20           | 12                       | 5          | 17           | 9                       | 5          | 14           |
| Jurien Bay                        | 88           | 7            | 95           | 50                       | 5          | 55           | 45                      | 5          | 50           |
| Kellerberrin                      | 130          | 12           | 142          | 66                       | 8          | 74           | 48                      | 8          | 56           |
| Koorda                            | 13           | 1            | 14           | 9                        | 1          | 10           | 7                       | 1          | 8            |
| Lancelin                          | 76           | 4            | 80           | 53                       | 3          | 56           | 52                      | 3          | 55           |
| Merredin                          | 260          | 41           | 301          | 174                      | 27         | 201          | 130                     | 23         | 153          |
| Moora                             | 91           | 9            | 100          | 55                       | 7          | 62           | 50                      | 7          | 57           |
| Mukinbudin                        | 4            | —            | 4            | 4                        | —          | 4            | 4                       | —          | 4            |
| Narembeen                         | 8            | 1            | 9            | 7                        | 1          | 8            | 7                       | 1          | 8            |
| New Norcia                        | 15           | 1            | 16           | 10                       | 1          | 11           | 10                      | 1          | 11           |
| Northam                           | 639          | 94           | 733          | 296                      | 48         | 344          | 251                     | 45         | 296          |
| Quairading                        | 73           | 16           | 91           | 40                       | 10         | 51           | 39                      | 9          | 49           |
| Southern Cross                    | 119          | 13           | 133          | 82                       | 8          | 91           | 77                      | 8          | 86           |
| Toodyay                           | 61           | 6            | 67           | 43                       | 6          | 49           | 42                      | 6          | 48           |
| Trayning                          | 10           | 4            | 14           | 7                        | 2          | 9            | 7                       | 2          | 9            |
| Wongan Hills                      | 35           | 3            | 38           | 24                       | 1          | 25           | 20                      | 1          | 21           |
| Wundowie                          | 55           | 14           | 69           | 36                       | 10         | 46           | 32                      | 10         | 42           |
| Wyalkatchem                       | 2            | 1            | 3            | 2                        | 1          | 3            | 2                       | 1          | 3            |
| York                              | 96           | 17           | 113          | 64                       | 14         | 78           | 61                      | 14         | 75           |
| <i>Total</i>                      | <i>2,024</i> | <i>282</i>   | <i>2,309</i> | <i>1,182</i>             | <i>180</i> | <i>1,364</i> | <i>1,001</i>            | <i>169</i> | <i>1,172</i> |
| <b>South Eastern —</b>            |              |              |              |                          |            |              |                         |            |              |
| Coolgardie                        | 132          | 15           | 147          | 78                       | 11         | 89           | 67                      | 9          | 76           |
| Esperance                         | 400          | 90           | 491          | 256                      | 50         | 307          | 222                     | 48         | 271          |
| Eucla                             | 676          | 80           | 756          | 360                      | 55         | 415          | 354                     | 55         | 409          |
| Kalgoorlie                        | 2,814        | 624          | 3,439        | 1,514                    | 347        | 1,862        | 1,160                   | 253        | 1,414        |
| Kambalda                          | 252          | 33           | 285          | 168                      | 24         | 192          | 146                     | 20         | 166          |
| Laverton                          | 675          | 214          | 889          | 320                      | 133        | 453          | 201                     | 72         | 273          |
| Leinster                          | 56           | 2            | 58           | 41                       | 1          | 42           | 41                      | 1          | 42           |
| Leonora                           | 422          | 120          | 542          | 276                      | 86         | 362          | 164                     | 47         | 211          |
| Lombadina                         | 12           | —            | 12           | 8                        | —          | 8            | 8                       | —          | 8            |
| Menzies                           | 30           | 14           | 44           | 22                       | 10         | 32           | 15                      | 9          | 24           |
| Norseman                          | 298          | 52           | 351          | 166                      | 31         | 198          | 142                     | 31         | 174          |
| Ravensthorpe                      | 43           | 11           | 54           | 31                       | 7          | 38           | 31                      | 6          | 37           |
| <i>Total</i>                      | <i>5,810</i> | <i>1,255</i> | <i>7,068</i> | <i>3,240</i>             | <i>755</i> | <i>3,998</i> | <i>2,429</i>            | <i>510</i> | <i>2,942</i> |

See footnotes at end of table.

## SECTION 3 — COURTS OF PETTY SESSIONS

TABLE 17 — CHARGES, APPEARANCES AND INDIVIDUALS BY STATISTICAL DIVISION, COURT AND SEX, 1991 — 92—continued

| Statistical division<br>and court | Charges |         |           | Distinct persons charged |         |           | Individuals charged (a) |         |           |
|-----------------------------------|---------|---------|-----------|--------------------------|---------|-----------|-------------------------|---------|-----------|
|                                   | Males   | Females | Total (b) | Males                    | Females | Total (b) | Males                   | Females | Total (b) |
| Central —                         |         |         |           |                          |         |           |                         |         |           |
| Camamah                           | 12      | —       | 12        | 7                        | —       | 7         | 7                       | —       | 7         |
| Camarvon                          | 866     | 136     | 1,002     | 492                      | 93      | 585       | 367                     | 79      | 446       |
| Cue                               | 162     | 31      | 193       | 95                       | 22      | 117       | 69                      | 16      | 85        |
| Dongara                           | 57      | 14      | 71        | 35                       | 8       | 43        | 32                      | 8       | 40        |
| Eneabba                           | 10      | —       | 10        | 8                        | —       | 8         | 8                       | —       | 8         |
| Exmouth                           | 93      | 16      | 109       | 67                       | 14      | 81        | 62                      | 14      | 76        |
| Gascoyne Junction                 | 20      | 1       | 21        | 10                       | 1       | 11        | 10                      | 1       | 11        |
| Geraldton                         | 1,759   | 357     | 2,116     | 774                      | 161     | 935       | 633                     | 136     | 769       |
| Kalbarri                          | 43      | 2       | 45        | 33                       | 2       | 35        | 33                      | 2       | 35        |
| Meekatharra                       | 427     | 162     | 589       | 290                      | 126     | 416       | 196                     | 68      | 264       |
| Mingenew                          | 12      | 3       | 15        | 8                        | 2       | 10        | 8                       | 2       | 10        |
| Morawa                            | 25      | 3       | 28        | 21                       | 2       | 23        | 16                      | 2       | 18        |
| Mount Magnet                      | 142     | 23      | 165       | 88                       | 12      | 100       | 66                      | 12      | 78        |
| Mullewa                           | 270     | 59      | 329       | 158                      | 44      | 202       | 113                     | 33      | 146       |
| Northampton                       | 45      | 2       | 47        | 28                       | 2       | 30        | 25                      | 2       | 27        |
| Perenjori                         | 3       | 4       | 7         | 2                        | 1       | 3         | 2                       | 1       | 3         |
| Shark Bay                         | 28      | 7       | 35        | 20                       | 4       | 24        | 17                      | 4       | 21        |
| Three Springs                     | 13      | 3       | 16        | 7                        | 2       | 9         | 6                       | 2       | 8         |
| Warburton                         | 341     | 72      | 413       | 123                      | 25      | 148       | 88                      | 21      | 109       |
| Wiluna                            | 348     | 174     | 522       | 219                      | 125     | 344       | 98                      | 47      | 145       |
| Yalgoo                            | 12      | 3       | 15        | 9                        | 2       | 11        | 9                       | 2       | 11        |
| Total                             | 4,688   | 1,072   | 5,760     | 2,494                    | 648     | 3,142     | 1,763                   | 426     | 2,189     |
| Pilbara —                         |         |         |           |                          |         |           |                         |         |           |
| Dampier                           | 19      | 3       | 22        | 13                       | 1       | 14        | 13                      | 1       | 14        |
| Karratha                          | 606     | 89      | 695       | 362                      | 63      | 425       | 316                     | 57      | 373       |
| Marble Bar                        | 128     | 38      | 166       | 85                       | 28      | 113       | 53                      | 18      | 71        |
| Newman                            | 557     | 147     | 704       | 316                      | 97      | 413       | 213                     | 59      | 272       |
| Nullagine                         | 116     | 111     | 227       | 83                       | 71      | 154       | 35                      | 21      | 56        |
| Onslow                            | 119     | 27      | 146       | 84                       | 20      | 104       | 58                      | 19      | 77        |
| Pannawonica                       | 19      | 3       | 22        | 14                       | 2       | 16        | 14                      | 2       | 16        |
| Paraburdoo                        | 61      | 9       | 70        | 41                       | 5       | 46        | 37                      | 4       | 41        |
| Port Hedland                      | 1,226   | 344     | 1,570     | 627                      | 158     | 785       | 470                     | 124     | 594       |
| Roeboome                          | 541     | 148     | 689       | 353                      | 108     | 461       | 243                     | 70      | 313       |
| Shay Gap                          | 6       | —       | 6         | 4                        | —       | 4         | 3                       | —       | 3         |
| Tom Price                         | 244     | 18      | 262       | 150                      | 12      | 162       | 131                     | 12      | 143       |
| Total                             | 3,642   | 937     | 4,579     | 2,132                    | 565     | 2,697     | 1,505                   | 366     | 1,871     |
| Kimberley —                       |         |         |           |                          |         |           |                         |         |           |
| Balgo                             | 11      | —       | 11        | 9                        | —       | 9         | 9                       | —       | 9         |
| Beagle Bay                        | 1       | —       | 1         | 1                        | —       | 1         | 1                       | —       | 1         |
| Broome                            | 1,137   | 263     | 1,401     | 660                      | 188     | 849       | 540                     | 144     | 685       |
| Derby                             | 449     | 96      | 545       | 283                      | 60      | 343       | 219                     | 53      | 272       |
| Fitzroy Crossing                  | 488     | 123     | 611       | 341                      | 91      | 432       | 247                     | 57      | 304       |
| Halls Creek                       | 1,067   | 246     | 1,313     | 686                      | 201     | 887       | 392                     | 115     | 507       |
| Koolan Island                     | 7       | 1       | 8         | 6                        | 1       | 7         | 6                       | 1       | 7         |
| Kununurra                         | 902     | 173     | 1,075     | 534                      | 116     | 650       | 388                     | 88      | 476       |
| Wyndham                           | 286     | 36      | 322       | 171                      | 32      | 203       | 104                     | 26      | 130       |
| Total                             | 4,348   | 938     | 5,287     | 2,691                    | 689     | 3,381     | 1,786                   | 466     | 2,253     |
| Western Australian Total          | 68,735  | 17,847  | 86,660    | 36,984                   | 8,323   | 45,358    | 27,344                  | 6,456   | 33,849    |

See Explanatory Notes. (a) An individual, who appeared at more than one court location, will be included in the counts for each of those court locations but only once in the total. (b) Includes corporate bodies.

## SECTION 3 — COURTS OF PETTY SESSIONS

TABLE 18 — PENALTIES IMPOSED BY OFFENCE CLASS AND PENALTY TYPE, 1991 — 92

| Offence class  | Total convictions | Penalties                 |                           |              |              |                         |                       |              |              | Two or more penalties (b) |
|--|-------------------|---------------------------|---------------------------|--------------|--------------|-------------------------|-----------------------|--------------|--------------|---------------------------|
|  |                   | Imprisonment or detention | Suspended sentence or CRO | CSO          | Probation    | Good behaviour bond (a) | Loss or suspended MDL | Fine         | Other        |                           |
| Offences against the person —                          |                   |                           |                           |              |              |                         |                       |              |              |                           |
| 115 Driving causing death                              | 12                | 3                         | —                         | —            | —            | —                       | 11                    | 8            | 1            | 11                        |
| 121 Assault occasioning grievous bodily harm           | 35                | —                         | —                         | 3            | 1            | —                       | 32                    | 31           | —            | 32                        |
| 122 Assault occasioning actual bodily harm             | 1,081             | 228                       | —                         | 79           | 95           | 115                     | 74                    | 538          | 84           | 130                       |
| 129 Other assault                                      | 2,939             | 449                       | 1                         | 161          | 211          | 332                     | 5                     | 1,612        | 275          | 108                       |
| 136 Sexual assault according to State or Territory law | 46                | 38                        | —                         | —            | 2            | 1                       | —                     | 1            | 4            | 0                         |
| 139 Other sexual offences                              | 1                 | —                         | —                         | —            | —            | —                       | —                     | —            | 1            | 0                         |
| 191 Kidnapping and abduction                           | 2                 | —                         | —                         | —            | —            | —                       | —                     | —            | 2            | 0                         |
| 192 Illtreatment of children                           | 3                 | —                         | —                         | —            | 2            | —                       | —                     | 1            | —            | 0                         |
| 198 Defamation and libel                               | 2                 | —                         | —                         | —            | —            | —                       | —                     | 1            | 1            | 0                         |
| 199 Other offences against the person                  | 32                | 6                         | —                         | 6            | 4            | —                       | —                     | 19           | —            | 3                         |
| <i>Total</i>   | <i>4,153</i>      | <i>724</i>                | <i>1</i>                  | <i>249</i>   | <i>315</i>   | <i>448</i>              | <i>122</i>            | <i>2,211</i> | <i>368</i>   | <i>284</i>                |
| Robbery and extortion —                                |                   |                           |                           |              |              |                         |                       |              |              |                           |
| 212 Other robbery                                      | 6                 | 2                         | —                         | —            | —            | —                       | —                     | 4            | —            | 0                         |
| 221 Blackmail and extortion                            | 2                 | 1                         | —                         | —            | —            | —                       | —                     | —            | 1            | 0                         |
| <i>Total</i>   | <i>8</i>          | <i>3</i>                  | <i>—</i>                  | <i>—</i>     | <i>—</i>     | <i>—</i>                | <i>—</i>              | <i>4</i>     | <i>1</i>     | <i>0</i>                  |
| Breaking and entering, fraud etc —                     |                   |                           |                           |              |              |                         |                       |              |              |                           |
| 311 Breaking and entering                              | 2,227             | 847                       | —                         | 467          | 609          | 56                      | 38                    | 571          | 86           | 441                       |
| 321 Fraud, forgery and false pretences                 | 11,285            | 2,960                     | 1,206                     | 2,909        | 2,974        | 3,442                   | 13                    | 3,358        | 185          | 4,543                     |
| 322 Misappropriation                                   | 543               | 149                       | —                         | 108          | 107          | 51                      | —                     | 196          | 25           | 93                        |
| 323 Counterfeiting                                     | 17                | —                         | —                         | 10           | 5            | 9                       | —                     | 7            | —            | 9                         |
| 331 Receiving  | 894               | 91                        | —                         | 132          | 164          | 79                      | 1                     | 480          | 52           | 105                       |
| 332 Unlawful possession of stolen goods                | 349               | 40                        | —                         | 24           | 32           | 6                       | —                     | 215          | 51           | 19                        |
| 339 Handling of stolen goods, other                    | 1                 | —                         | —                         | 1            | 1            | —                       | —                     | —            | —            | 1                         |
| 351 Theft or illegal use of a motor vehicle            | 1,018             | 376                       | —                         | 106          | 158          | 7                       | 240                   | 426          | 33           | 306                       |
| 391 Other theft  | 8,448             | 742                       | —                         | 1,226        | 1,562        | 610                     | 52                    | 4,607        | 606          | 957                       |
| <i>Total</i>   | <i>24,782</i>     | <i>5,205</i>              | <i>1,206</i>              | <i>4,983</i> | <i>5,612</i> | <i>4,260</i>            | <i>344</i>            | <i>9,860</i> | <i>1,038</i> | <i>6,474</i>              |
| Property and environment offences —                    |                   |                           |                           |              |              |                         |                       |              |              |                           |
| 411 Arson  | 4                 | 1                         | —                         | —            | —            | —                       | —                     | 2            | 1            | 0                         |
| 419 Other property damage                              | 2,038             | 146                       | —                         | 70           | 118          | 87                      | 12                    | 1,548        | 110          | 53                        |
| 423 Flora and fauna                                    | 11                | —                         | —                         | —            | —            | —                       | —                     | 9            | 2            | 0                         |
| <i>Total</i>   | <i>2,053</i>      | <i>147</i>                | <i>—</i>                  | <i>70</i>    | <i>118</i>   | <i>87</i>               | <i>12</i>             | <i>1,559</i> | <i>113</i>   | <i>53</i>                 |

See footnotes at end of table.

## SECTION 3 — COURTS OF PETTY SESSIONS

TABLE 18 — PENALTIES IMPOSED BY OFFENCE CLASS AND PENALTY TYPE, 1991 — 92—continued

| Offence class   | Total convictions | Penalties                 |                           |     |           |                         |                       |        | Two or more penalties (b) |       |
|---|-------------------|---------------------------|---------------------------|-----|-----------|-------------------------|-----------------------|--------|---------------------------|-------|
|   |                   | Imprisonment or detention | Suspended sentence or CRO | CSO | Probation | Good behaviour bond (a) | Loss or suspended MDL | Fine   |                           | Other |
| Offences against good order —                           |                   |                           |                           |     |           |                         |                       |        |                           |       |
| 511 Offences against Government security and operations | 68                | 1                         | —                         | 12  | 14        | 35                      | —                     | 38     | 2                         | 12    |
| 524 Contempt of court, other                            | 6                 | 5                         | —                         | —   | —         | —                       | —                     | 1      | —                         | 0     |
| 525 Pervert the course of justice, including perjury    | 6                 | 1                         | —                         | —   | —         | —                       | —                     | 3      | 2                         | 0     |
| 526 Breach of community service order                   | 221               | 44                        | —                         | 28  | 6         | 2                       | 2                     | 141    | —                         | 2     |
| 527 Breach of other probation, parole etc orders        | 4,245             | 732                       | 1                         | 185 | 338       | 34                      | 5                     | 2,904  | 201                       | 154   |
| 528 Escape from custody                                 | 345               | 185                       | —                         | 10  | 8         | 5                       | —                     | 138    | 5                         | 6     |
| 533 Resist / hinder police                              | 4,318             | 204                       | —                         | 114 | 139       | 58                      | 115                   | 3,646  | 221                       | 178   |
| 549 Other offences against justice procedures           | 633               | 20                        | —                         | 18  | 31        | 37                      | 1                     | 494    | 47                        | 14    |
| 551 Possession and/or use of firearms                   | 812               | 19                        | —                         | 13  | 5         | 3                       | —                     | 741    | 74                        | 43    |
| 558 Possession and/or use of other weapons              | 308               | 16                        | —                         | 9   | 11        | 13                      | —                     | 243    | 22                        | 6     |
| 559 Possession, use and handling weapons, other         | 4                 | —                         | —                         | —   | —         | —                       | —                     | 3      | 1                         | 0     |
| 571 Child pornography                                   | 1                 | —                         | —                         | —   | —         | —                       | —                     | —      | 1                         | 0     |
| 572 Censorship  | 1                 | —                         | —                         | —   | —         | —                       | —                     | 1      | —                         | 0     |
| 591 Liquor licensing                                    | 2,114             | 45                        | —                         | 5   | 4         | 9                       | —                     | 1,864  | 188                       | 1     |
| 592 Betting and gambling                                | 97                | —                         | —                         | —   | —         | 1                       | —                     | 94     | 2                         | 0     |
| 593 Trespassing and vagrancy                            | 1,071             | 95                        | —                         | 35  | 52        | 46                      | 3                     | 792    | 73                        | 25    |
| 595 Prostitution  | 34                | 6                         | —                         | —   | —         | —                       | —                     | 25     | 3                         | 0     |
| 599 Other offences against good order                   | 6,857             | 315                       | —                         | 85  | 159       | 282                     | 5                     | 5,555  | 505                       | 49    |
| Total   | 21,141            | 1,688                     | 1                         | 514 | 767       | 525                     | 131                   | 16,683 | 1,347                     | 490   |
| Drug offences —   |                   |                           |                           |     |           |                         |                       |        |                           |       |
| 613 Possess and/or use opium                            | 78                | 1                         | —                         | 2   | 5         | 1                       | —                     | 69     | 2                         | 2     |
| 614 Possess and/or use cocaine                          | 5                 | 1                         | —                         | 1   | —         | —                       | —                     | 3      | —                         | 0     |
| 615 Possess and/or use other narcotics                  | 3                 | —                         | —                         | —   | —         | —                       | —                     | 3      | —                         | 0     |
| 617 Possess and/or use cannabis, all forms              | 4,790             | 31                        | —                         | 84  | 112       | 40                      | 1                     | 4,463  | 99                        | 40    |
| 618 Possess and/or use other drugs                      | 1,204             | 278                       | —                         | 36  | 44        | 7                       | —                     | 832    | 27                        | 20    |
| 643 Import/export opium and its derivatives             | 2                 | —                         | —                         | —   | —         | —                       | —                     | —      | 2                         | 0     |
| 645 Import/export other narcotics                       | 2                 | —                         | —                         | —   | —         | —                       | —                     | 2      | —                         | 0     |
| 648 Import/export other drugs                           | 10                | —                         | —                         | —   | —         | —                       | —                     | 7      | 3                         | 0     |
| 653 Deal and traffic in opium and its derivatives       | 4                 | —                         | —                         | —   | —         | —                       | —                     | 4      | —                         | 0     |
| 654 Deal and traffic in cocaine and its derivatives     | 1                 | —                         | —                         | 1   | —         | —                       | —                     | —      | —                         | 0     |
| 657 Deal and traffic in cannabis, all forms             | 405               | 17                        | —                         | 27  | 32        | 1                       | —                     | 339    | 9                         | 20    |
| 658 Deal and traffic in other drugs                     | 120               | 9                         | —                         | 7   | 13        | 1                       | —                     | 93     | 5                         | 8     |
| 663 Manufacture/grow opium and its derivatives          | 1                 | 1                         | —                         | —   | —         | —                       | —                     | —      | —                         | 0     |
| 667 Manufacture/grow cannabis, all forms                | 1,519             | 7                         | —                         | 38  | 33        | 12                      | 1                     | 1,424  | 20                        | 16    |
| 668 Manufacture/grow other drugs                        | 38                | —                         | —                         | 1   | 1         | —                       | —                     | 37     | —                         | 1     |
| 699 Other drug offences                                 | 2,799             | 18                        | —                         | 60  | 64        | 24                      | 1                     | 2,627  | 39                        | 34    |
| Total   | 10,981            | 363                       | —                         | 257 | 304       | 86                      | 3                     | 9,903  | 206                       | 141   |

See footnotes at end of table.



## SECTION 3 — COURTS OF PETTY SESSIONS

TABLE 18 — PENALTIES IMPOSED BY OFFENCE CLASS AND PENALTY TYPE, 1991 — 92—continued

| Offence class   | Total convictions | Penalties                 |                           |       |           |                         |                       |        | Two or more penalties (b) |        |
|---|-------------------|---------------------------|---------------------------|-------|-----------|-------------------------|-----------------------|--------|---------------------------|--------|
|   |                   | Imprisonment or detention | Suspended sentence or CRO | CSO   | Probation | Good behaviour bond (a) | Loss or suspended MDL | Fine   |                           |        |
| Motor vehicle and traffic offences —                        |                   |                           |                           |       |           |                         |                       |        |                           |        |
| 711 Drink driving offences                                  | 10,854            | 203                       | —                         | 168   | 75        | —                       | 10,548                | 10,375 | 91                        | 10,571 |
| 724 Dangerous and reckless driving                          | 1,159             | 87                        | —                         | 12    | 20        | 1                       | 839                   | 1,025  | 20                        | 839    |
| 732 Driving while licence suspended or cancelled            | 1,804             | 213                       | —                         | 43    | 53        | 1                       | 1,621                 | 1,505  | 77                        | 1,680  |
| 733 Driving without a licence (excluding Group 732)         | 4,226             | 359                       | —                         | 48    | 74        | 1                       | 1,869                 | 3,733  | 47                        | 1,880  |
| 739 Other driving offences                                  | 380               | 1                         | —                         | 1     | 1         | —                       | 16                    | 372    | 12                        | 23     |
| 749 Traffic offences (excluding parking)                    | 1,882             | 39                        | —                         | 14    | 19        | 4                       | 323                   | 1,750  | 64                        | 330    |
| 751 Registration offences (including Third Party insurance) | 665               | 2                         | —                         | 2     | 4         | —                       | 10                    | 650    | 10                        | 13     |
| 752 Roadworthiness  | 76                | —                         | —                         | —     | —         | —                       | 1                     | 76     | —                         | 1      |
| 799 Other motor vehicle, traffic and related offences       | 1                 | —                         | —                         | —     | —         | —                       | —                     | 1      | —                         | 0      |
| Total   | 21,047            | 904                       | —                         | 288   | 246       | 7                       | 15,227                | 19,487 | 321                       | 15,337 |
| Other offences —  |                   |                           |                           |       |           |                         |                       |        |                           |        |
| 812 Company legislation                                     | 34                | —                         | —                         | —     | —         | —                       | —                     | —      | 34                        | 0      |
| 821 Banking, financial institutions and insurance           | 11                | —                         | —                         | —     | —         | 1                       | —                     | 10     | —                         | 0      |
| 831 Taxation and stamp duty (excluding excise)              | 64                | —                         | —                         | —     | —         | —                       | —                     | 63     | 1                         | 0      |
| 832 Posts and telecommunications                            | 57                | 3                         | 1                         | 1     | 5         | 14                      | —                     | 36     | 4                         | 6      |
| 833 Customs, excise etc                                     | 14                | 3                         | —                         | —     | —         | —                       | —                     | 11     | —                         | 0      |
| 834 Immigration, passports etc                              | 13                | 2                         | 2                         | —     | —         | 2                       | —                     | 9      | —                         | 2      |
| 835 Electoral   | 17                | —                         | —                         | —     | —         | —                       | —                     | 2      | 15                        | 0      |
| 836 Air navigation, airports and aircraft operations        | 3                 | —                         | —                         | —     | —         | —                       | —                     | 3      | —                         | 0      |
| 837 Health, mental health, quarantine, food standards, etc  | 2                 | —                         | —                         | —     | —         | 2                       | —                     | —      | —                         | 0      |
| 838 Bankruptcy  | 5                 | 2                         | —                         | 1     | 1         | 1                       | —                     | 2      | —                         | 1      |
| 839 Copyright and patents                                   | 46                | —                         | —                         | —     | —         | 1                       | —                     | 45     | —                         | 0      |
| 841 Social security, social welfare legislation             | 58                | 38                        | —                         | —     | —         | —                       | —                     | 20     | —                         | 0      |
| 842 Births, deaths, marriages etc                           | 2                 | —                         | —                         | —     | —         | —                       | —                     | 2      | —                         | 0      |
| 844 Railways and other transport                            | 1                 | 1                         | —                         | —     | —         | —                       | —                     | —      | —                         | 0      |
| 845 Marine navigation, coastal, inland waterways etc        | 14                | 2                         | —                         | —     | —         | 5                       | —                     | 7      | —                         | 0      |
| 847 Agriculture and stock, pasture protection, guano etc    | 8                 | —                         | —                         | —     | —         | —                       | —                     | 8      | —                         | 0      |
| 848 Fisheries   | 61                | 1                         | —                         | —     | —         | 26                      | —                     | 34     | —                         | 0      |
| 852 Marketing boards etc, control                           | 95                | —                         | —                         | —     | —         | —                       | —                     | 46     | 49                        | 0      |
| 853 Dangerous drugs and poisons (excluding Division 6)      | 1                 | —                         | —                         | —     | —         | —                       | —                     | 1      | —                         | 0      |
| 856 Explosives  | 16                | —                         | —                         | —     | —         | —                       | —                     | 16     | —                         | 0      |
| 861 Dog control   | 30                | —                         | —                         | —     | —         | 1                       | —                     | 27     | 3                         | 1      |
| 889 Other offences, nec                                     | 51                | 11                        | —                         | —     | —         | 3                       | —                     | 36     | 1                         | 0      |
| 891 Prison security   | 37                | 4                         | —                         | 2     | 1         | 1                       | —                     | 29     | 1                         | 1      |
| 892 Contraband/drug related                                 | 5                 | 4                         | —                         | —     | —         | —                       | —                     | 1      | —                         | 0      |
| 899 Other   | 2                 | —                         | —                         | —     | —         | —                       | —                     | 2      | —                         | 0      |
| Total   | 647               | 71                        | 3                         | 4     | 7         | 57                      | —                     | 410    | 108                       | 11     |
| Offence unknown   |                   |                           |                           |       |           |                         |                       |        |                           |        |
| 999 Offence unknown   | 8                 | —                         | —                         | —     | —         | —                       | —                     | 7      | 1                         | 0      |
| Total   | 8                 | —                         | —                         | —     | —         | —                       | —                     | 7      | 1                         | 0      |
| Grand Total   | 84,820            | 9,105                     | 1,211                     | 6,365 | 7,369     | 5,470                   | 15,839                | 60,124 | 3,503                     | 22,790 |

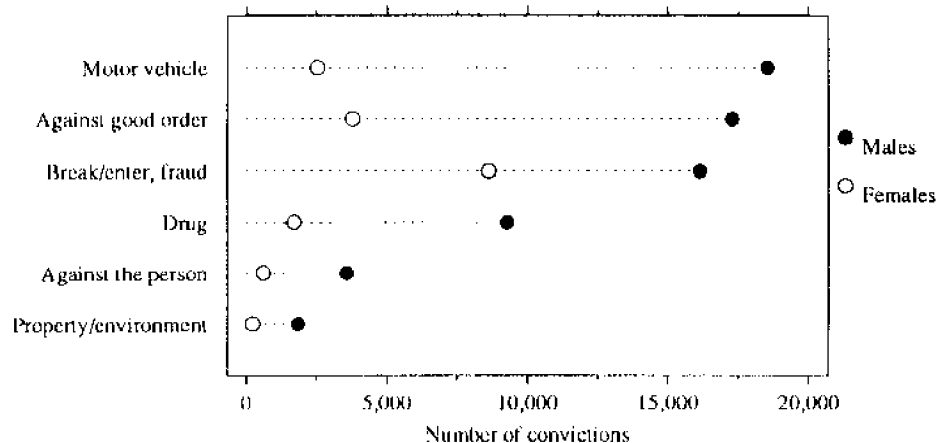
See Explanatory Notes: (a) Includes parental good behaviour bond. (b) For each offence type and group, this is the number of convictions that attracted more than one penalty.

## SECTION 3 — COURTS OF PETTY SESSIONS

TABLE 19 — CONVICTIONS BY SEX, OFFENCE GROUP AND AGE, 1991 — 92

| Offence group                      | Age group |         |         |         |         |         |         |             | Not stated | Total (a) |
|------------------------------------|-----------|---------|---------|---------|---------|---------|---------|-------------|------------|-----------|
|                                    | Under 20  | 20 - 24 | 25 - 29 | 30 - 34 | 35 - 39 | 40 - 49 | 50 - 59 | 60 and over |            |           |
| MALES                              |           |         |         |         |         |         |         |             |            |           |
| Offences against the person        | 455       | 1,023   | 760     | 512     | 317     | 338     | 135     | 28          | 3          | 3,571     |
| Robbery and extortion              | 1         | 4       | —       | 1       | —       | —       | —       | —           | —          | 6         |
| Breaking and entering, fraud etc   | 2,876     | 4,416   | 2,916   | 2,079   | 1,130   | 1,535   | 678     | 501         | 17         | 16,148    |
| Property and environment offences  | 470       | 646     | 318     | 165     | 101     | 90      | 23      | 9           | —          | 1,822     |
| Offences against good order        | 3,200     | 5,208   | 3,279   | 2,169   | 1,384   | 1,425   | 438     | 168         | 16         | 17,287    |
| Drug offences                      | 1,766     | 3,351   | 2,012   | 1,159   | 602     | 328     | 52      | 11          | 5          | 9,286     |
| Motor vehicle and traffic offences | 2,496     | 5,687   | 3,870   | 2,407   | 1,645   | 1,774   | 480     | 160         | 7          | 18,526    |
| Other offences                     | 50        | 97      | 103     | 101     | 33      | 151     | 14      | 35          | —          | 584       |
| Unknown offences                   | 1         | 4       | —       | —       | 1       | —       | —       | —           | —          | 6         |
| Total                              | 11,315    | 20,436  | 13,258  | 8,593   | 5,213   | 5,641   | 1,820   | 912         | 48         | 67,236    |
| FEMALES                            |           |         |         |         |         |         |         |             |            |           |
| Offences against the person        | 76        | 159     | 88      | 94      | 62      | 74      | 21      | 8           | —          | 582       |
| Robbery and extortion              | 2         | —       | —       | —       | —       | —       | —       | —           | —          | 2         |
| Breaking and entering, fraud etc   | 801       | 2,221   | 1,789   | 1,246   | 875     | 1,259   | 321     | 117         | 4          | 8,633     |
| Property and environment offences  | 23        | 71      | 72      | 35      | 14      | 10      | 3       | 1           | 2          | 231       |
| Offences against good order        | 423       | 1,082   | 808     | 505     | 467     | 361     | 97      | 35          | 6          | 3,784     |
| Drug offences                      | 243       | 568     | 415     | 241     | 145     | 70      | 12      | 1           | —          | 1,695     |
| Motor vehicle and traffic offences | 283       | 792     | 575     | 342     | 238     | 238     | 39      | 14          | —          | 2,521     |
| Other offences                     | 5         | 19      | 4       | 14      | 6       | 12      | —       | 1           | —          | 61        |
| Unknown offences                   | —         | —       | —       | 2       | —       | —       | —       | —           | —          | 2         |
| Total                              | 1,856     | 4,912   | 3,751   | 2,479   | 1,807   | 2,024   | 493     | 177         | 12         | 17,511    |
| TOTAL                              |           |         |         |         |         |         |         |             |            |           |
| Offences against the person        | 531       | 1,182   | 848     | 606     | 379     | 412     | 156     | 36          | 3          | 4,153     |
| Robbery and extortion              | 3         | 4       | —       | 1       | —       | —       | —       | —           | —          | 8         |
| Breaking and entering, fraud etc   | 3,677     | 6,637   | 4,705   | 3,325   | 2,005   | 2,794   | 999     | 618         | 21         | 24,782    |
| Property and environment offences  | 493       | 717     | 390     | 200     | 115     | 100     | 26      | 10          | 2          | 2,053     |
| Offences against good order        | 3,623     | 6,290   | 4,087   | 2,674   | 1,851   | 1,786   | 535     | 203         | 22         | 21,141    |
| Drug offences                      | 2,009     | 3,919   | 2,427   | 1,400   | 747     | 398     | 64      | 12          | 5          | 10,981    |
| Motor vehicle and traffic offences | 2,779     | 6,479   | 4,445   | 2,749   | 1,883   | 2,012   | 519     | 174         | 7          | 21,047    |
| Other offences                     | 55        | 116     | 107     | 115     | 39      | 163     | 14      | 36          | —          | 647       |
| Unknown offences                   | 1         | 4       | —       | 2       | 1       | —       | —       | —           | —          | 8         |
| Total                              | 13,171    | 25,348  | 17,009  | 11,072  | 7,020   | 7,665   | 2,313   | 1,089       | 60         | 84,820    |

See Explanatory Notes. (a) Includes corporate bodies.

COURTS OF PETTY SESSIONS  
CONVICTIONS BY SEX AND OFFENCE GROUP  
1991-92  
(Reference Table 19)

## SECTION 4 : CHILDREN'S COURTS

### SUMMARY OF FINDINGS

#### Convictions

In the Children's Courts in 1991-92 there were 30,398 convictions recorded against 6,113 individuals. Males accounted for 26,380 convictions or 86.8 per cent of all convictions. Of the individuals convicted 5,023 or 82.2 per cent were male.

The largest number of convictions (12,663) for males occurred in the *breaking and entering, fraud etc* group. This group accounted for 48.0 percent of male convictions followed by *motor vehicle and traffic offences*, 21.3 per cent and *offences against good order* 16.8 per cent.

The largest number of convictions (1,947) for females occurred in the *breaking and entering fraud, etc* group. This group accounted for 48.5 percent of female convictions followed by *offences against good order*, 25.1 per cent and *motor vehicle and traffic offences* 14.3 per cent.

#### Aboriginal people

Aboriginal and Torres Strait Islander people accounted for 35.5 per cent of all convictions in the Children's Courts compared to 21.5 per cent in Courts of Petty Sessions. Aboriginal males accounted for 34.7 per cent of all male convictions, and 18.5 per cent of male individuals convicted. Aboriginal females accounted for 40.8 per cent of all female convictions, and 26.9 per cent of female individuals convicted. Of the 10,793 convictions recorded against Aboriginal people 84.8 per cent were against males.

#### Perth

Perth Statistical Division recorded 21,511 convictions or 70.8 per cent of all convictions in the State. Outside of Perth the busiest courts were Kalgoorlie with 5.3 per cent of all convictions and Bunbury with 2.2 per cent.

#### Offences against the person

In 1991-92 there were 1,061 convictions for *offences against the person*. There were 11 murder convictions, 1 conviction of driving causing death, 896 assault convictions and 137 convictions for sexual offences.

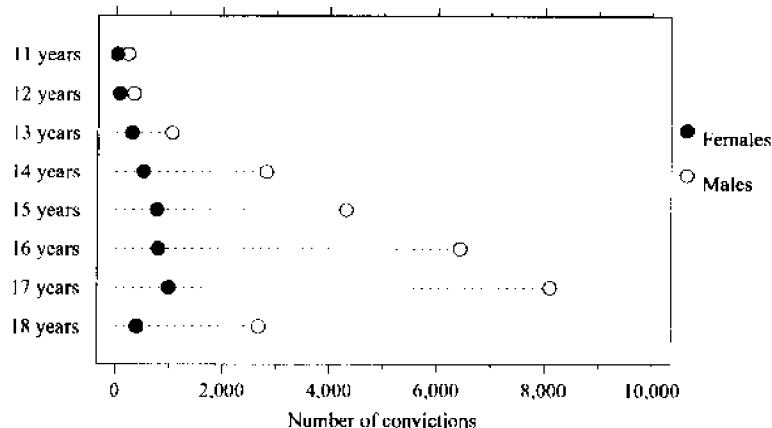
#### Age

No convictions were recorded against children under 10. There were 31 convictions against 10 year olds with the number of convictions increasing with age and peaking with 17 year olds who accounted for 9,093 convictions or 29.9 per cent of all convictions.

#### Penalties

There was a total of 32,013 penalties imposed in Children's Courts in 1991-92. There were 1,593 convictions which attracted 2 or more penalties. The penalties most often imposed were probation (16.5%), fines (16.1%) and detention (16.0%).

CHILDREN'S COURTS  
CONVICTIONS BY AGE AND SEX  
1991-92  
(Reference Table 24)



## SECTION 4 — CHILDREN'S COURTS

TABLE 20 — SUMMARY COUNTS (a) BY ABORIGINALITY AND SEX, 1991 — 92

| <i>Summary of counts</i>   | <i>Males</i> | <i>Females</i> | <i>Total</i> |
|----------------------------|--------------|----------------|--------------|
| <b>NON-ABORIGINAL</b>      |              |                |              |
| Charges                    | 13,179       | 1,415          | 14,594       |
| Distinct persons charged   | 4,985        | 605            | 5,590        |
| Individuals charged        | 2,735        | 396            | 3,131        |
| Convictions                | 13,179       | 1,415          | 14,594       |
| Distinct persons convicted | 4,985        | 605            | 5,590        |
| Individuals convicted      | 2,735        | 396            | 3,131        |
| <b>ABORIGINAL</b>          |              |                |              |
| Charges                    | 9,155        | 1,638          | 10,793       |
| Distinct persons charged   | 2,257        | 631            | 2,888        |
| Individuals charged        | 928          | 293            | 1,221        |
| Convictions                | 9,155        | 1,638          | 10,793       |
| Distinct persons convicted | 2,257        | 631            | 2,888        |
| Individuals convicted      | 928          | 293            | 1,221        |
| <b>UNKNOWN</b>             |              |                |              |
| Charges                    | 4,046        | 965            | 5,011        |
| Distinct persons charged   | 1,931        | 511            | 2,442        |
| Individuals charged        | 1,360        | 401            | 1,761        |
| Convictions                | 4,046        | 965            | 5,011        |
| Distinct persons convicted | 1,931        | 511            | 2,442        |
| Individuals convicted      | 1,360        | 401            | 1,761        |
| <b>TOTAL</b>               |              |                |              |
| Charges                    | 26,380       | 4,018          | 30,398       |
| Distinct persons charged   | 9,173        | 1,747          | 10,920       |
| Individuals charged        | 5,023        | 1,090          | 6,113        |
| Convictions                | 26,380       | 4,018          | 30,398       |
| Distinct persons convicted | 9,173        | 1,747          | 10,920       |
| Individuals convicted      | 5,023        | 1,090          | 6,113        |

See Explanatory Notes. (a) The data collected for Children's Courts excludes those charges for which the result was something other than conviction ie total charges equals total convictions.

TABLE 21 — APPEARANCES ON CONVICTION BY MOST SERIOUS MATTER, AGE AND PENALTY TYPE, 1991 — 92

| <i>Age - years</i> | <i>Penalties</i>                 |                                  |              |                  |                                |                              |              | <i>Two or more penalties (b)</i> |
|--------------------|----------------------------------|----------------------------------|--------------|------------------|--------------------------------|------------------------------|--------------|----------------------------------|
|                    | <i>Imprisonment or detention</i> | <i>Suspended sentence or CRO</i> | <i>CSO</i>   | <i>Probation</i> | <i>Good behaviour bond (a)</i> | <i>Loss or suspended MDL</i> | <i>Fine</i>  | <i>Other</i>                     |
| 10                 | —                                | —                                | 2            | 1                | —                              | —                            | 3            | 10                               |
| 11                 | 2                                | 4                                | 10           | 22               | 19                             | —                            | 2            | 46                               |
| 12                 | 8                                | 6                                | 45           | 27               | 16                             | 1                            | 4            | 62                               |
| 13                 | 19                               | 21                               | 136          | 82               | 43                             | 2                            | 9            | 169                              |
| 14                 | 74                               | 89                               | 253          | 157              | 98                             | 12                           | 34           | 257                              |
| 15                 | 126                              | 124                              | 335          | 167              | 167                            | 28                           | 117          | 295                              |
| 16                 | 192                              | 177                              | 344          | 218              | 334                            | 72                           | 468          | 441                              |
| 17                 | 164                              | 84                               | 488          | 276              | 574                            | 269                          | 1,754        | 529                              |
| 18                 | 61                               | 11                               | 126          | 84               | 121                            | 43                           | 1,074        | 154                              |
| Over 18            | 7                                | —                                | 12           | 6                | 10                             | 4                            | 53           | 15                               |
| Not stated         | —                                | —                                | 17           | 13               | 20                             | 12                           | 80           | 54                               |
| <b>Total</b>       | <b>653</b>                       | <b>516</b>                       | <b>1,768</b> | <b>1,053</b>     | <b>1,402</b>                   | <b>443</b>                   | <b>3,598</b> | <b>2,032</b>                     |

See Explanatory Notes. (a) Includes parental good behaviour bond. (b) For each offence type and group, this is the number of appearances that attracted more than one penalty.

## SECTION 4 — CHILDREN'S COURTS

TABLE 22 — CONVICTIONS, DISTINCT PERSONS AND INDIVIDUALS CONVICTED  
BY STATISTICAL DIVISION, COURT AND SEX, 1991 — 92

| Statistical division<br>and court | Convictions |         |        | Distinct persons convicted |         |       | Individuals convicted (a) |         |       |
|-----------------------------------|-------------|---------|--------|----------------------------|---------|-------|---------------------------|---------|-------|
|                                   | Males       | Females | Total  | Males                      | Females | Total | Males                     | Females | Total |
| Perth —                           |             |         |        |                            |         |       |                           |         |       |
| Armadale                          | 846         | 85      | 931    | 446                        | 54      | 500   | 331                       | 44      | 375   |
| Fremantle                         | 1,547       | 236     | 1,783  | 797                        | 141     | 938   | 576                       | 112     | 688   |
| Midland                           | 1,002       | 96      | 1,098  | 525                        | 64      | 589   | 417                       | 54      | 471   |
| Perth                             | 14,934      | 2,145   | 17,079 | 4,063                      | 772     | 4,835 | 2,272                     | 520     | 2,792 |
| Rockingham                        | 516         | 104     | 620    | 251                        | 40      | 291   | 183                       | 35      | 218   |
| Total                             | 18,845      | 2,666   | 21,511 | 6,082                      | 1,071   | 7,153 | 3,373                     | 720     | 4,093 |
| South West —                      |             |         |        |                            |         |       |                           |         |       |
| Boyup Brook                       | 8           | —       | 8      | 7                          | —       | 7     | 6                         | —       | 6     |
| Bridgetown                        | 11          | —       | 11     | 5                          | —       | 5     | 5                         | —       | 5     |
| Bunbury                           | 641         | 40      | 681    | 281                        | 30      | 311   | 196                       | 24      | 220   |
| Busselton                         | 76          | 7       | 83     | 52                         | 4       | 56    | 44                        | 4       | 48    |
| Collie                            | 178         | 3       | 181    | 70                         | 3       | 73    | 45                        | 3       | 48    |
| Donnybrook                        | 15          | 7       | 22     | 7                          | 4       | 11    | 2                         | 3       | 5     |
| Dwellingup                        | 6           | —       | 6      | 2                          | —       | 2     | 2                         | —       | 2     |
| Harvey                            | 54          | 3       | 57     | 22                         | 2       | 24    | 20                        | 2       | 22    |
| Mandurah                          | 261         | 53      | 314    | 127                        | 32      | 159   | 104                       | 28      | 132   |
| Manjimup                          | 78          | 11      | 89     | 32                         | 8       | 40    | 29                        | 7       | 36    |
| Margaret River                    | 37          | 2       | 39     | 23                         | 2       | 25    | 20                        | 2       | 22    |
| Nannup                            | 1           | —       | 1      | 1                          | —       | 1     | 1                         | —       | 1     |
| Pemberton                         | 1           | —       | 1      | 1                          | —       | 1     | 1                         | —       | 1     |
| Pinjarra                          | 19          | 2       | 21     | 8                          | 2       | 10    | 8                         | 2       | 10    |
| Waroona                           | 22          | 1       | 23     | 13                         | 1       | 14    | 13                        | 1       | 14    |
| Yarloop                           | 7           | 1       | 8      | 4                          | 1       | 5     | 4                         | 1       | 5     |
| Total                             | 1,415       | 130     | 1,545  | 655                        | 89      | 744   | 480                       | 73      | 553   |
| Lower Great Southern —            |             |         |        |                            |         |       |                           |         |       |
| Albany                            | 413         | 48      | 461    | 189                        | 28      | 217   | 130                       | 24      | 154   |
| Broomhill                         | 13          | —       | 13     | 5                          | —       | 5     | 5                         | —       | 5     |
| Cranbrook                         | 21          | 2       | 23     | 11                         | 1       | 12    | 10                        | 1       | 11    |
| Gnowangerup                       | 12          | 1       | 13     | 8                          | 1       | 9     | 7                         | 1       | 8     |
| Katanning                         | 155         | 30      | 185    | 64                         | 14      | 78    | 37                        | 10      | 47    |
| Kojonup                           | 21          | 1       | 22     | 13                         | 1       | 14    | 9                         | 1       | 10    |
| Mount Barker                      | 15          | 2       | 17     | 8                          | 2       | 10    | 8                         | 2       | 10    |
| Ongerup                           | 3           | —       | 3      | 3                          | —       | 3     | 3                         | —       | 3     |
| Tambellup                         | 14          | 4       | 18     | 9                          | 4       | 13    | 8                         | 4       | 12    |
| Total                             | 667         | 88      | 755    | 310                        | 51      | 361   | 207                       | 41      | 248   |
| Upper Great Southern —            |             |         |        |                            |         |       |                           |         |       |
| Boddington                        | 4           | 1       | 5      | 3                          | 1       | 4     | 3                         | 1       | 4     |
| Brookton                          | 8           | —       | 8      | 5                          | —       | 5     | 4                         | —       | 4     |
| Corrigin                          | 19          | 3       | 22     | 10                         | 2       | 12    | 8                         | 2       | 10    |
| Kondinin                          | 7           | 2       | 9      | 3                          | 2       | 5     | 3                         | 2       | 5     |
| Lake Grace                        | 5           | —       | 5      | 3                          | —       | 3     | 3                         | —       | 3     |
| Narrogin                          | 131         | 14      | 145    | 72                         | 10      | 82    | 48                        | 9       | 57    |
| Pingelly                          | 13          | —       | 13     | 5                          | —       | 5     | 5                         | —       | 5     |
| Wagin                             | 12          | 2       | 14     | 5                          | 2       | 7     | 4                         | 1       | 5     |
| Williams                          | 11          | 1       | 12     | 9                          | 1       | 10    | 9                         | 1       | 10    |
| Total                             | 219         | 23      | 233    | 115                        | 18      | 133   | 83                        | 15      | 98    |

See footnotes at end of table

## SECTION 4 — CHILDREN'S COURTS

TABLE 22 — CONVICTIONS, DISTINCT PERSONS AND INDIVIDUALS CONVICTED  
BY STATISTICAL DIVISION, COURT AND SEX, 1991 — 92—continued

| Statistical division<br>and court | Convictions |         |       | Distinct persons convicted |         |       | Individuals convicted (a) |         |       |
|-----------------------------------|-------------|---------|-------|----------------------------|---------|-------|---------------------------|---------|-------|
|                                   | Males       | Females | Total | Males                      | Females | Total | Males                     | Females | Total |
| Midlands —                        |             |         |       |                            |         |       |                           |         |       |
| Beverley                          | 2           | 1       | 3     | 1                          | 1       | 2     | 1                         | 1       | 2     |
| Bruce Rock                        | 4           | —       | 4     | 4                          | —       | 4     | 4                         | —       | 4     |
| Cunderdin                         | 52          | —       | 52    | 23                         | —       | 23    | 18                        | —       | 18    |
| Dalwallinu                        | 15          | —       | 15    | 5                          | —       | 5     | 5                         | —       | 5     |
| Gingin                            | 40          | —       | 40    | 17                         | —       | 17    | 16                        | —       | 16    |
| Goomalling                        | 9           | 7       | 16    | 5                          | 5       | 10    | 5                         | 4       | 9     |
| Jurien Bay                        | 7           | —       | 7     | 4                          | —       | 4     | 4                         | —       | 4     |
| Kellerberrin                      | 21          | 2       | 23    | 14                         | 1       | 15    | 14                        | 1       | 15    |
| Lancelin                          | 12          | 2       | 14    | 10                         | 2       | 12    | 10                        | 2       | 12    |
| Merredin                          | 60          | 6       | 66    | 18                         | 6       | 24    | 14                        | 4       | 18    |
| Moora                             | 109         | 20      | 129   | 32                         | 7       | 39    | 22                        | 5       | 27    |
| Mukinbudin                        | 1           | —       | 1     | 1                          | —       | 1     | 1                         | —       | 1     |
| Northam                           | 137         | 14      | 151   | 58                         | 7       | 65    | 45                        | 6       | 51    |
| Quairading                        | 5           | —       | 5     | 2                          | —       | 2     | 2                         | —       | 2     |
| Southern Cross                    | 9           | 3       | 12    | 5                          | 2       | 7     | 5                         | 2       | 7     |
| Toodyay                           | 7           | —       | 7     | 6                          | —       | 6     | 6                         | —       | 6     |
| Wongan Hills                      | 9           | —       | 9     | 2                          | —       | 2     | 2                         | —       | 2     |
| Wundowie                          | 19          | —       | 19    | 12                         | —       | 12    | 9                         | —       | 9     |
| Wyalkatchem                       | 1           | 4       | 5     | 1                          | 1       | 2     | 1                         | 1       | 2     |
| York                              | 16          | 7       | 23    | 10                         | 3       | 13    | 9                         | 3       | 12    |
| Total                             | 535         | 66      | 601   | 230                        | 35      | 265   | 188                       | 28      | 216   |
| South Eastern —                   |             |         |       |                            |         |       |                           |         |       |
| Coolgardie                        | 32          | 2       | 34    | 14                         | 1       | 15    | 9                         | 1       | 10    |
| Eucla                             | 182         | 34      | 216   | 46                         | 11      | 57    | 34                        | 9       | 43    |
| Kalgoorlie                        | 1,251       | 364     | 1,615 | 437                        | 149     | 586   | 213                       | 65      | 278   |
| Kambalda                          | 3           | —       | 3     | 3                          | —       | 3     | 3                         | —       | 3     |
| Laverton                          | 169         | 9       | 178   | 30                         | 4       | 34    | 22                        | 3       | 25    |
| Leonora                           | 80          | 10      | 90    | 41                         | 7       | 48    | 25                        | 6       | 31    |
| Norseman                          | 35          | 7       | 42    | 22                         | 6       | 28    | 17                        | 6       | 23    |
| Ravensthorpe                      | 12          | —       | 12    | 5                          | —       | 5     | 5                         | —       | 5     |
| Total                             | 1,764       | 426     | 2,190 | 598                        | 178     | 776   | 300                       | 86      | 386   |
| Central —                         |             |         |       |                            |         |       |                           |         |       |
| Camamah                           | 615         | 49      | 664   | 221                        | 27      | 248   | 101                       | 18      | 119   |
| Cue                               | 13          | 12      | 25    | 5                          | 4       | 9     | 4                         | 3       | 7     |
| Dongara                           | 11          | 4       | 15    | 7                          | 2       | 9     | 7                         | 2       | 9     |
| Eneabba                           | 4           | —       | 4     | 4                          | —       | 4     | 3                         | —       | 3     |
| Exmouth                           | 2           | 1       | 3     | 2                          | 1       | 3     | 2                         | 1       | 3     |
| Geraldton                         | 443         | 130     | 573   | 199                        | 74      | 273   | 131                       | 52      | 183   |
| Meekatharra                       | 143         | 40      | 183   | 65                         | 25      | 90    | 35                        | 12      | 47    |
| Mingenew                          | 18          | —       | 18    | 4                          | —       | 4     | 4                         | —       | 4     |
| Morawa                            | 6           | 2       | 8     | 4                          | 1       | 5     | 4                         | 1       | 5     |
| Mount Magnet                      | 20          | 6       | 26    | 13                         | 2       | 15    | 10                        | 1       | 11    |
| Mullewa                           | 120         | 63      | 183   | 56                         | 26      | 82    | 24                        | 14      | 38    |
| Northampton                       | 9           | 2       | 11    | 6                          | 2       | 8     | 5                         | 1       | 6     |
| Shark Bay                         | 1           | —       | 1     | 1                          | —       | 1     | 1                         | —       | 1     |
| Three Springs                     | 1           | —       | 1     | 1                          | —       | 1     | 1                         | —       | 1     |
| Warburton                         | 35          | —       | 35    | 9                          | —       | 9     | 8                         | —       | 8     |
| Wiluna                            | 88          | 65      | 153   | 42                         | 29      | 71    | 20                        | 14      | 34    |
| Yalgoo                            | 3           | —       | 3     | 3                          | —       | 3     | 2                         | —       | 2     |
| Total                             | 1,532       | 374     | 1,906 | 642                        | 193     | 835   | 341                       | 110     | 451   |

See footnotes at end of table.

## SECTION 4 — CHILDREN'S COURTS

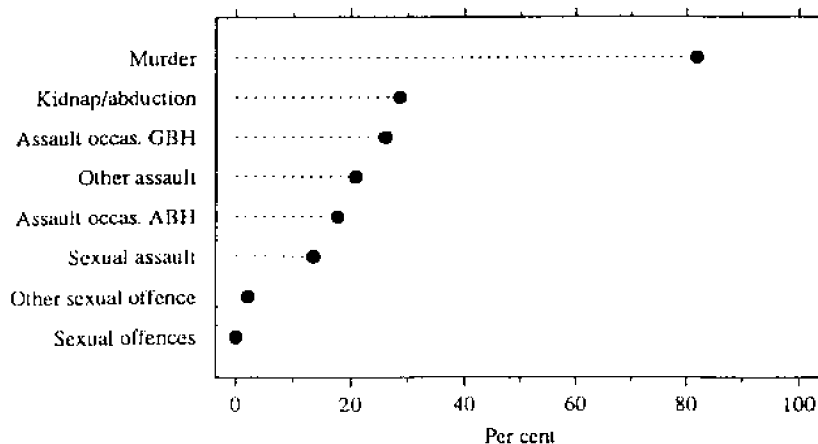
TABLE 22 — CONVICTIONS, DISTINCT PERSONS AND INDIVIDUALS CONVICTED

BY STATISTICAL DIVISION, COURT AND SEX, 1991 — 92—continued

| Statistical division<br>and court | Convictions   |              |               | Distinct persons convicted |              |               | Individuals convicted (a) |              |              |
|-----------------------------------|---------------|--------------|---------------|----------------------------|--------------|---------------|---------------------------|--------------|--------------|
|                                   | Males         | Females      | Total         | Males                      | Females      | Total         | Males                     | Females      | Total        |
| <b>Pilbara —</b>                  |               |              |               |                            |              |               |                           |              |              |
| Karratha                          | 265           | 22           | 287           | 90                         | 10           | 100           | 61                        | 8            | 69           |
| Marble Bar                        | 22            | 1            | 23            | 7                          | 1            | 8             | 6                         | 1            | 7            |
| Newman                            | 76            | 9            | 85            | 27                         | 4            | 31            | 22                        | 4            | 26           |
| Onslow                            | 14            | 5            | 19            | 10                         | 3            | 13            | 8                         | 3            | 11           |
| Paraburdoo                        | 25            | 1            | 26            | 6                          | 1            | 7             | 3                         | 1            | 4            |
| Port Hedland                      | 385           | 89           | 474           | 156                        | 34           | 190           | 102                       | 22           | 124          |
| Roeboome                          | 54            | 19           | 73            | 35                         | 15           | 50            | 21                        | 12           | 33           |
| Tom Price                         | 13            | —            | 13            | 8                          | —            | 8             | 7                         | —            | 7            |
| Wickham                           | 2             | —            | 2             | 1                          | —            | 1             | 1                         | —            | 1            |
| <i>Total</i>                      | 856           | 146          | 1,002         | 340                        | 68           | 408           | 228                       | 51           | 279          |
| <b>Kimberley —</b>                |               |              |               |                            |              |               |                           |              |              |
| Broome                            | 129           | 60           | 189           | 52                         | 28           | 80            | 41                        | 17           | 58           |
| Derby                             | 71            | 14           | 85            | 31                         | 6            | 37            | 25                        | 6            | 31           |
| Fitzroy Crossing                  | 4             | —            | 4             | 3                          | —            | 3             | 3                         | —            | 3            |
| Halls Creek                       | 174           | 1            | 175           | 55                         | 1            | 56            | 32                        | 1            | 33           |
| Kununurra                         | 129           | 16           | 145           | 30                         | 6            | 36            | 21                        | 6            | 27           |
| Wyndham                           | 49            | 8            | 57            | 30                         | 3            | 33            | 25                        | 3            | 28           |
| <i>Total</i>                      | 556           | 99           | 655           | 201                        | 44           | 245           | 145                       | 33           | 178          |
| <b>Western Australian Total</b>   | <b>26,380</b> | <b>4,018</b> | <b>30,398</b> | <b>9,173</b>               | <b>1,747</b> | <b>10,920</b> | <b>5,023</b>              | <b>1,090</b> | <b>6,113</b> |

See Explanatory Notes. (a) An individual, who appeared at more than one court location, will be included in the counts for each of those court locations but only once in the total.

CHILDREN'S COURTS  
IMPRISONMENT/DETENTION RATE BY OFFENCE CLASS FOR  
OFFENCES AGAINST THE PERSON, 1991-92  
(Reference Table 23)



## SECTION 4 — CHILDREN'S COURTS

TABLE 23 — CONVICTIONS AND PENALTIES IMPOSED BY OFFENCE CLASS AND PENALTY TYPE, 1991 — 92

| Offence class   | Total convictions | Penalties                 |                           |       |           |                         |                       |      | Dismissed | Two or more penalties (b) |
|---|-------------------|---------------------------|---------------------------|-------|-----------|-------------------------|-----------------------|------|-----------|---------------------------|
|   |                   | Imprisonment or detention | Suspended sentence or CRO | CSO   | Probation | Good behaviour bond (a) | Loss or suspended MDL | Fine |           |                           |
| Offences against the person —                           |                   |                           |                           |       |           |                         |                       |      |           |                           |
| 111 Murder  | 11                | 9                         | 1                         | 2     | 2         | —                       | 1                     | —    | —         | 4                         |
| 115 Driving causing death                               | 1                 | —                         | 1                         | —     | —         | —                       | 1                     | —    | —         | 1                         |
| 121 Assault occasioning grievous bodily harm            | 23                | 6                         | 2                         | 5     | 3         | 1                       | 2                     | 6    | 1         | 3                         |
| 122 Assault occasioning actual bodily harm              | 195               | 35                        | 32                        | 28    | 43        | 29                      | 2                     | 21   | 13        | 8                         |
| 129 Other assault                                       | 678               | 142                       | 106                       | 113   | 109       | 103                     | 4                     | 49   | 64        | 12                        |
| 136 Sexual assault according to State or Territory law  | 89                | 12                        | 19                        | 6     | 33        | 2                       | —                     | —    | 18        | 1                         |
| 137 Sexual offences (consent proscribed)                | 3                 | —                         | —                         | 1     | 1         | —                       | —                     | —    | 1         | 0                         |
| 139 Other sexual offences                               | 45                | 1                         | —                         | 1     | 29        | 8                       | —                     | —    | 7         | 1                         |
| 191 Kidnapping and abduction                            | 14                | 4                         | 6                         | —     | 4         | —                       | —                     | —    | —         | 0                         |
| 199 Other offences against the person                   | 2                 | 1                         | 1                         | —     | —         | —                       | —                     | —    | —         | 0                         |
| Total   | 1,061             | 210                       | 168                       | 156   | 224       | 143                     | 10                    | 76   | 104       | 30                        |
| Robbery and extortion —                                 |                   |                           |                           |       |           |                         |                       |      |           |                           |
| 211 Armed robbery                                       | 9                 | 3                         | 3                         | 2     | —         | —                       | —                     | 1    | —         | 0                         |
| 212 Other robbery                                       | 140               | 59                        | 38                        | 12    | 25        | 2                       | 1                     | 6    | 2         | 5                         |
| 221 Blackmail and extortion                             | 5                 | 1                         | 1                         | 2     | —         | —                       | —                     | —    | 1         | 0                         |
| Total   | 154               | 63                        | 42                        | 16    | 25        | 2                       | 1                     | 7    | 3         | 5                         |
| Breaking and entering, fraud etc —                      |                   |                           |                           |       |           |                         |                       |      |           |                           |
| 311 Breaking and entering                               | 6,089             | 1,286                     | 1,301                     | 1,239 | 1,695     | 334                     | 31                    | 137  | 345       | 278                       |
| 321 Fraud, forgery and false pretences                  | 375               | 13                        | 6                         | 78    | 214       | 40                      | —                     | 14   | 36        | 26                        |
| 322 Misappropriation                                    | 29                | —                         | —                         | 5     | 1         | 6                       | —                     | 1    | 16        | 0                         |
| 331 Receiving   | 883               | 130                       | 122                       | 140   | 180       | 123                     | 3                     | 70   | 133       | 18                        |
| 332 Unlawful possession of stolen goods                 | 1                 | —                         | 1                         | —     | —         | —                       | —                     | —    | —         | 0                         |
| 339 Handling of stolen goods, other                     | 18                | 1                         | 4                         | 4     | 4         | —                       | —                     | 2    | 3         | 0                         |
| 351 Theft or illegal use of a motor vehicle             | 3,157             | 957                       | 878                       | 466   | 564       | 133                     | 205                   | 72   | 140       | 255                       |
| 391 Other theft   | 4,058             | 636                       | 636                       | 759   | 827       | 408                     | 60                    | 229  | 642       | 133                       |
| Total   | 14,610            | 3,023                     | 2,948                     | 2,691 | 3,485     | 1,044                   | 299                   | 525  | 1,315     | 710                       |
| Property and environment offences —                     |                   |                           |                           |       |           |                         |                       |      |           |                           |
| 411 Arson   | 21                | 2                         | 6                         | 4     | 11        | —                       | —                     | —    | 1         | 3                         |
| 419 Other property damage                               | 1,177             | 168                       | 138                       | 237   | 193       | 163                     | 9                     | 119  | 173       | 23                        |
| Total   | 1,198             | 170                       | 144                       | 241   | 204       | 163                     | 9                     | 119  | 174       | 26                        |
| Offences against good order —                           |                   |                           |                           |       |           |                         |                       |      |           |                           |
| 511 Offences against Government security and operations | 13                | —                         | —                         | 6     | 4         | 2                       | —                     | —    | 2         | 1                         |
| 525 Pervert the course of justice, including perjury    | 6                 | 1                         | —                         | 2     | —         | —                       | —                     | 2    | 1         | 0                         |
| 526 Breach of community service order                   | 183               | 37                        | 17                        | 60    | 29        | 6                       | 2                     | 20   | 16        | 4                         |
| 527 Breach of other probation, parole etc orders        | 1,900             | 419                       | 370                       | 163   | 302       | 47                      | 8                     | 226  | 389       | 23                        |
| 528 Escape from custody                                 | 95                | 37                        | 17                        | 12    | 17        | 4                       | 1                     | 7    | 4         | 4                         |
| 533 Resist / hinder police                              | 913               | 141                       | 127                       | 121   | 113       | 132                     | 21                    | 142  | 145       | 29                        |
| 549 Other offences against justice procedures           | 79                | 3                         | 3                         | 18    | 13        | 8                       | 1                     | 24   | 13        | 3                         |
| 551 Possession and/or use of firearms                   | 29                | 5                         | 5                         | 4     | 2         | 4                       | —                     | 3    | 7         | 1                         |
| 558 Possession and/or use of other weapons              | 70                | 5                         | 3                         | 8     | 11        | 13                      | 1                     | 12   | 18        | 1                         |
| 559 Possession, use and handling weapons, other         | 3                 | 1                         | 2                         | —     | —         | —                       | —                     | —    | —         | 0                         |
| 591 Liquor licensing                                    | 194               | 2                         | 4                         | 20    | 3         | 15                      | —                     | 108  | 42        | 0                         |
| 592 Betting and gambling                                | 6                 | —                         | —                         | —     | —         | —                       | —                     | 2    | 4         | 0                         |
| 593 Trespassing and vagrancy                            | 835               | 95                        | 86                        | 129   | 153       | 98                      | 2                     | 100  | 187       | 15                        |

See footnotes at end of table.



## SECTION 4 — CHILDREN'S COURTS

TABLE 23 — CONVICTIONS AND PENALTIES IMPOSED BY OFFENCE CLASS AND PENALTY TYPE, 1991 — 92—continued

| Offence class   | Total convictions | Penalties                 |                           |       |           |                         |                       |       | Two or more penalties (b) |       |
|---|-------------------|---------------------------|---------------------------|-------|-----------|-------------------------|-----------------------|-------|---------------------------|-------|
|   |                   | Imprisonment or detention | Suspended sentence or CRO | CSO   | Probation | Good behaviour bond (a) | Loss or suspended MDL | Fine  |                           |       |
| Offences against good order —                               |                   |                           |                           |       |           |                         |                       |       |                           |       |
| 595 Prostitution  | 5                 | —                         | —                         | —     | 2         | 2                       | —                     | 1     | —                         | 0     |
| 599 Other offences against good order                       | 1,105             | 80                        | 50                        | 192   | 95        | 197                     | 2                     | 253   | 246                       | 10    |
| Total   | 5,436             | 826                       | 684                       | 735   | 744       | 528                     | 38                    | 900   | 1,074                     | 91    |
| Drug offences —   |                   |                           |                           |       |           |                         |                       |       |                           |       |
| 617 Possess and/or use cannabis, all forms                  | 30                | —                         | 1                         | 5     | —         | 2                       | —                     | 14    | 8                         | 0     |
| 618 Possess and/or use other drugs                          | 689               | 27                        | 44                        | 108   | 86        | 81                      | 2                     | 163   | 186                       | 8     |
| 657 Deal and traffic in cannabis, all forms                 | 7                 | —                         | 1                         | 3     | —         | 1                       | —                     | 1     | 1                         | 0     |
| 658 Deal and traffic in other drugs                         | 59                | —                         | 1                         | 14    | 11        | 18                      | —                     | 7     | 8                         | 0     |
| 667 Manufacture/grow cannabis, all forms                    | 2                 | —                         | —                         | —     | —         | 1                       | —                     | 1     | —                         | 0     |
| 668 Manufacture/grow other drugs                            | 119               | 5                         | 8                         | 24    | 18        | 14                      | —                     | 27    | 25                        | 2     |
| 699 Other drug offences                                     | 390               | 9                         | 13                        | 60    | 49        | 56                      | —                     | 99    | 108                       | 4     |
| Total   | 1,296             | 41                        | 68                        | 214   | 164       | 173                     | 2                     | 312   | 336                       | 14    |
| Motor vehicle and traffic offences —                        |                   |                           |                           |       |           |                         |                       |       |                           |       |
| 711 Drink driving offences                                  | 447               | 14                        | 10                        | 57    | 29        | 59                      | 144                   | 255   | 27                        | 146   |
| 724 Dangerous and reckless driving                          | 543               | 133                       | 84                        | 56    | 60        | 41                      | 99                    | 156   | 30                        | 115   |
| 725 Negligent driving                                       | 140               | 1                         | 3                         | 4     | 1         | 24                      | 17                    | 73    | 34                        | 17    |
| 732 Driving while licence suspended or cancelled            | 1                 | —                         | —                         | —     | —         | —                       | 1                     | 1     | —                         | 1     |
| 733 Driving without a licence (excluding Group 732)         | 1,911             | 472                       | 345                       | 229   | 231       | 126                     | 250                   | 428   | 123                       | 288   |
| 739 Other driving offences                                  | 878               | 4                         | 3                         | 27    | 6         | 40                      | 16                    | 755   | 41                        | 14    |
| 749 Traffic offences (excluding parking)                    | 1,794             | 141                       | 73                        | 94    | 63        | 95                      | 110                   | 1,176 | 159                       | 115   |
| 751 Registration offences (including Third Party insurance) | 171               | 1                         | 3                         | 21    | 5         | 18                      | 11                    | 84    | 41                        | 13    |
| 752 Roadworthiness  | 185               | 1                         | 1                         | 13    | 2         | 6                       | 2                     | 121   | 41                        | 2     |
| 799 Other motor vehicle, traffic and related offences       | 135               | 1                         | 1                         | 7     | 1         | 10                      | 4                     | 87    | 30                        | 6     |
| Total   | 6,205             | 768                       | 523                       | 508   | 398       | 419                     | 654                   | 3,136 | 526                       | 717   |
| Other offences —  |                   |                           |                           |       |           |                         |                       |       |                           |       |
| 832 Posts and telecommunications                            | 6                 | —                         | —                         | —     | —         | 5                       | —                     | —     | 1                         | 0     |
| 837 Health, mental health, quarantine, food standards, etc  | 2                 | —                         | —                         | —     | —         | —                       | —                     | 2     | —                         | 0     |
| 838 Bankruptcy  | 4                 | —                         | —                         | —     | —         | —                       | —                     | 3     | 1                         | 0     |
| 843 Education   | 16                | —                         | —                         | —     | 9         | 1                       | —                     | —     | 6                         | 0     |
| 844 Railways and other transport                            | 37                | —                         | 3                         | 9     | 2         | 2                       | —                     | 16    | 5                         | 0     |
| 845 Marine navigation, coastal, inland waterways etc        | 3                 | —                         | —                         | 2     | —         | —                       | —                     | 1     | —                         | 0     |
| 848 Fisheries   | 2                 | —                         | —                         | —     | —         | 1                       | —                     | 1     | —                         | 0     |
| 861 Dog control   | 1                 | —                         | —                         | —     | —         | —                       | —                     | 1     | —                         | 0     |
| 889 Other offences, nec                                     | 365               | 32                        | —                         | 90    | 23        | 42                      | —                     | 48    | 130                       | 0     |
| 891 Prison security   | 1                 | 1                         | —                         | —     | —         | —                       | —                     | —     | —                         | 0     |
| 899 Other   | 1                 | —                         | —                         | —     | —         | 1                       | —                     | —     | —                         | 0     |
| Total   | 438               | 33                        | 3                         | 101   | 34        | 52                      | —                     | 72    | 143                       | 0     |
| Grand Total   | 30,398            | 5,134                     | 4,580                     | 4,662 | 5,278     | 2,524                   | 1,013                 | 5,147 | 3,675                     | 1,593 |

See Explanatory Notes. (a) Includes parental good behaviour bond. (b) For each offence type and group, this is the number of convictions that attracted more than one penalty.

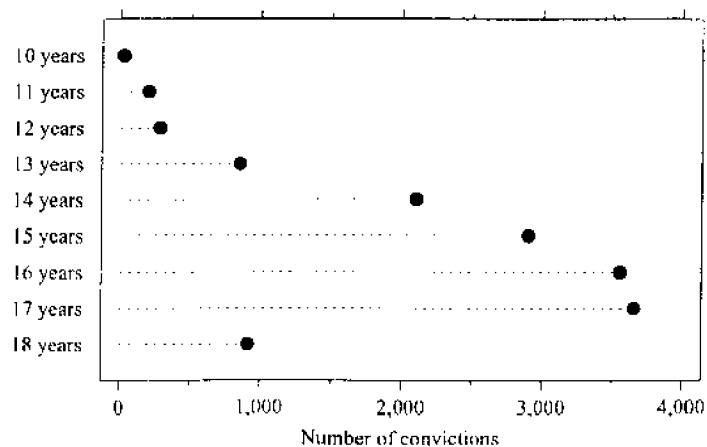
## SECTION 4 — CHILDREN'S COURTS

TABLE 24 — CONVICTIONS BY SEX, OFFENCE GROUP AND AGE, 1991 — 92

|                                    | Age - years |    |     |     |       |       |       |       |       |       |            |               |        |  |
|------------------------------------|-------------|----|-----|-----|-------|-------|-------|-------|-------|-------|------------|---------------|--------|--|
| Offence group                      | under<br>10 | 10 | 11  | 12  | 13    | 14    | 15    | 16    | 17    | 18    | Over<br>18 | Not<br>stated | Total  |  |
| MALES                              |             |    |     |     |       |       |       |       |       |       |            |               |        |  |
| Offences against the person        | —           | 5  | 5   | 12  | 51    | 63    | 169   | 262   | 237   | 71    | 8          | 8             | 891    |  |
| Robbery and extortion              | —           | 1  | 1   | 1   | 4     | 20    | 31    | 43    | 19    | 17    | —          | 1             | 138    |  |
| Breaking and entering, fraud etc   | —           | 14 | 179 | 238 | 658   | 1,773 | 2,509 | 3,157 | 3,242 | 774   | 50         | 69            | 12,663 |  |
| Property and environment offences  | —           | 3  | 10  | 23  | 75    | 152   | 185   | 300   | 279   | 48    | 2          | 8             | 1,085  |  |
| Offences against good order        | —           | 1  | 24  | 53  | 195   | 461   | 708   | 1,184 | 1,317 | 401   | 58         | 27            | 4,429  |  |
| Drug offences                      | —           | —  | —   | 2   | 15    | 60    | 129   | 332   | 515   | 101   | 3          | 16            | 1,173  |  |
| Motor vehicle and traffic offences | —           | —  | 12  | 5   | 42    | 251   | 524   | 1,043 | 2,367 | 1,243 | 60         | 85            | 5,632  |  |
| Other offences                     | —           | —  | —   | 1   | 4     | 32    | 53    | 114   | 131   | 21    | 10         | 3             | 369    |  |
| Total                              | —           | 24 | 231 | 335 | 1,044 | 2,812 | 4,308 | 6,435 | 8,107 | 2,676 | 191        | 217           | 26,380 |  |
| FEMALES                            |             |    |     |     |       |       |       |       |       |       |            |               |        |  |
| Offences against the person        | —           | —  | —   | 1   | 6     | 38    | 31    | 50    | 28    | 13    | 2          | 1             | 170    |  |
| Robbery and extortion              | —           | —  | —   | —   | 3     | 3     | 3     | 5     | —     | 2     | —          | —             | 16     |  |
| Breaking and entering, fraud etc   | —           | 7  | 19  | 44  | 191   | 327   | 387   | 394   | 408   | 141   | 9          | 20            | 1,947  |  |
| Property and environment offences  | —           | —  | —   | 3   | 15    | 19    | 27    | 23    | 21    | 2     | —          | 3             | 113    |  |
| Offences against good order        | —           | —  | 4   | 22  | 72    | 119   | 281   | 231   | 188   | 69    | 14         | 7             | 1,007  |  |
| Drug offences                      | —           | —  | —   | —   | 2     | 4     | 16    | 19    | 63    | 12    | 6          | 1             | 123    |  |
| Motor vehicle and traffic offences | —           | —  | —   | 1   | 18    | 8     | 30    | 49    | 271   | 149   | 13         | 34            | 573    |  |
| Other offences                     | —           | —  | —   | —   | 1     | 3     | 2     | 24    | 7     | 9     | 20         | 3             | 69     |  |
| Total                              | —           | 7  | 23  | 71  | 308   | 521   | 777   | 795   | 986   | 397   | 64         | 69            | 4,018  |  |
| TOTAL                              |             |    |     |     |       |       |       |       |       |       |            |               |        |  |
| Offences against the person        | —           | 5  | 5   | 13  | 57    | 101   | 200   | 312   | 265   | 84    | 10         | 9             | 1,061  |  |
| Robbery and extortion              | —           | 1  | 1   | 1   | 7     | 23    | 34    | 48    | 19    | 19    | —          | 1             | 154    |  |
| Breaking and entering, fraud etc   | —           | 21 | 198 | 282 | 849   | 2,100 | 2,896 | 3,551 | 3,650 | 915   | 59         | 89            | 14,610 |  |
| Property and environment offences  | —           | 3  | 10  | 26  | 90    | 171   | 212   | 323   | 300   | 50    | 2          | 11            | 1,198  |  |
| Offences against good order        | —           | 1  | 28  | 75  | 267   | 580   | 989   | 1,415 | 1,505 | 470   | 72         | 34            | 5,436  |  |
| Drug offences                      | —           | —  | —   | 2   | 17    | 64    | 145   | 351   | 578   | 113   | 9          | 17            | 1,296  |  |
| Motor vehicle and traffic offences | —           | —  | 12  | 6   | 60    | 259   | 554   | 1,092 | 2,638 | 1,392 | 73         | 119           | 6,205  |  |
| Other offences                     | —           | —  | —   | 1   | 5     | 35    | 55    | 138   | 138   | 30    | 30         | 6             | 438    |  |
| Total                              | —           | 31 | 254 | 406 | 1,352 | 3,333 | 5,085 | 7,230 | 9,093 | 3,073 | 255        | 286           | 30,398 |  |

See Explanatory Notes.

CHILDREN'S COURTS  
CONVICTIONS FOR BREAKING AND ENTERING,  
FRAUD ETC BY AGE, 1991-92  
(Reference Table 24)



## EXPLANATORY NOTES

### Introduction

The statistics contained in this publication relate to indictments finalised in the Supreme and District Courts of Western Australia during the twelve months ended 30 June 1992, and to complaints finalised in the Courts of Petty Sessions and Children's Courts of Western Australia, during the twelve months ended 30 June 1992.

2. It should be noted that a computerised collection and coding system was introduced for the processing of data for this edition. As a result, the ANCO code of each offence was automatically derived solely from the Act details which the offence contravened. This is in contrast to the statistics for previous years, where the ANCO code allocated to each offence was determined from the written description of that offence. Care should therefore be exercised when comparing the offence classifications for 1991-92 with those of previous years.

### Higher Courts

3. The Supreme Court of Western Australia is constituted under the Supreme Court Act 1935 and exercises an original jurisdiction in both civil and criminal cases. It has exclusive jurisdiction in regard to certain cases, including serious indictable offences such as murder and treason.

4. The District Court of Western Australia, constituted under the District Court Act 1969, is a court between the Supreme Court and the Courts of Petty Sessions.

### Courts of Petty Sessions

5. Established under the Justices Act 1902. In Western Australia, Courts of Petty Sessions deal with:

(a) charges of simple offences against adult persons, e.g. traffic offences, disorderly behaviour

(b) indictable offences triable summarily e.g. assault and theft

(c) preliminary proceedings relating to indictable offences which are not triable summarily, or on which the defendant has an election and chooses to be dealt with on indictment, and

(d) matters of an administrative and licensing nature.

### Children's Courts

6. For the purposes of this publication Children's Courts are those Courts established to hear and determine complaints of offences alleged to have been committed by persons under the age of eighteen years. A Children's Court may also exercise the powers of a Court of Petty Sessions under the Criminal Code, where a complaint of assaulting a child under the age of sixteen years is brought against a person who, at the time of the alleged offence, was of, or over the age of eighteen years.

7. Administration of the Children's Court was transferred from the Department of Corrective Services to the Crown Law Department on 1 December 1989, following the proclamation of the *Children's Court of Western Australia Act*. As a result of the proclamation of this Act a number of changes have occurred which will affect both the scope and coverage of Children's Court statistics.

### Scope

8. *Included* in the collection are complaints and indictments for which proceedings were commenced before or after 1 July 1991 and finalised during 1991-92.

9. *Excluded* are:

(a) complaints and indictments for which proceedings were commenced and not finalised in 1991-92,

(b) matters relating to the administration of criminal cases formerly dealt with by the court, e.g. conversion of fines to a community service order.

(c) matters where the only outcome during 1991-92 was the issue of a bench warrant.

(d) matters dealt with by the Children's Panel.

### Classification of Offences

10. Offences are classified according to the *Australian National Classification of Offences* (ANCO). This classification replaces the *Draft National Classification of Offences* (DANCO), and represents a break in series of Western Australian Court Statistics from 1 July 1987.

11. In the ANCO, acts of attempting, conspiring or inciting others to commit a crime, aiding in the commission of a crime, or participating as an accessory before the fact to a crime, are classified to the offence group to which the crime itself belongs. Separate groups are provided, however, for *Attempted murder* and *Conspiracy to murder*. Accessory after the fact is classified to Division 5 as an offence against good order.

12. The charge of rape was not used from 1 April 1986 following the *Acts Amendment (Sexual Assaults) Act No 74 of 1985*. The charge is now Aggravated sexual assault.

### Penalties

13. The total number of penalties imposed may exceed the total number of charges for which convictions were recorded. This is because, once proven, an offence may attract more than one penalty.

### Undercounting of Aboriginal Persons

14. Statistics relating to Aboriginal and Torres Strait Islander people are no more than indicators of the incidence of charges involving Aboriginal persons. Many source documents do not state whether the person charged was Aboriginal or non-Aboriginal. The system of identification is based on observation by the person preparing records used for statistical compiling rather than through a process of self identification.

**Data Items collected**

15. More detailed statistics relating to the following data items are available upon request:

- Court of finalisation
- Date of finalisation
- Gender
- Aboriginality
- Age
- Type of offence
- Outcome
- Type of penalty
- Severity of penalty

**Related publications**

16. Further statistics relating to the crime and justice system in Western Australia are contained in:

**Western Australia****Catalogue No.**

|  |        |
|--|--------|
| Western Australian Year Book                   | 1300.5 |
| Crime Victims, Western Australia, October 1991 | 4506.5 |

**Symbols and other usages**

17. The following symbols, where shown in columns of figures or elsewhere in the tables, mean

|        |                          |
|--------|--------------------------|
| -      | nil or rounded to zero   |
| n.e.c. | not elsewhere classified |
| n.e.i. | not elsewhere included   |

18. In most cases, the ABS can also make available information which is not published. This information may be made available in one or more of the following forms: microfiche, photocopy, data tape, floppy disk, computer printout, or clerically extracted tabulation.

19. Current publications produced by the ABS are listed in the *Catalogue of Publications and Products, Australia* (1101.0). The ABS also issues, on Tuesdays and Fridays, a *Publications Advice* (1105.0) which lists publications to be released in the next few days. These publications are available from any ABS office.

## GLOSSARY OF TERMS

**Appearance.** For the purposes of this publication, an Appearance is an appearance by an accused person in court, during which at least one complaint against that person is finalised.

**Complaint.** A complaint is a written charge preferred against a person in order to initiate court proceedings.

**Complaint finalised.** For statistical purposes a complaint is regarded as finalised when it is removed, with or without a court hearing, from the list of complaints awaiting hearing in a Court of Petty Sessions or Children's Court. Finalisation may occur:

(a) Prior to commencement of the court hearing or trial due to

- administrative or executive action (e.g. decline to prosecute, charges dropped), or
- other reasons (e.g. accused died).

(b) after commencement of court hearing or trial because

- there is a finding of guilty, and conviction and sentencing takes place, or
- the defendant is committed to a higher court for sentencing, or
- no conviction is recorded under certain circumstances, or
- the matter is an indictable offence and is committed to a higher court for hearing, or
- the matter is remitted to the Children's (Suspended Proceedings) Panel, or
- the matter relates to an offence by or against a minor and is remitted to the Children's Court, or
- the defendant is unfit to plead, or
- the case is not proceeded with, or
- the matter is not proven and the defendant is acquitted, or
- other reason (e.g. accused is of unsound mind, accused died).

**Conditional Release Order (CRO).** Offenders receiving this penalty are required to undertake unpaid work in the community for periods ranging from four to twelve weeks. Work is performed under strict supervision and failure to attend as required results in the penalty reverting to detention.

**Detention.** For statistical purposes included in the detention category are penalties recorded on source documents as:

- placed in a centre of strict security
- placed in the Longmore, Riverbank or Nyandi institutions.

**Distinct persons.** The number of distinct persons is compiled by summing one offence (the most serious) for each separate person appearing in court on a particular day. In effect, if an offender were to be involved in one court action early in a year and subsequently in a completely separate action later in the year the count would be two distinct persons.

**Indictment.** Indictment means a written charge preferred against an accused person in order to action a trial before some court other than justices exercising summary jurisdiction.

**Indictable Offence.** An indictable offence means an offence, a complaint of which is, unless otherwise expressly stated by the Criminal Code, triable by jury.

**Indictment Finalised.** For statistical purposes an indictment is regarded as finalised when it is removed, with or without a court hearing, from the list of indictments awaiting hearing in the Supreme or District Courts.

(a) Finalisation may occur prior to the commencement of a court hearing or trial because of:

- administrative or executive action (e.g. *nolle prosequi*, decline to prosecute, charges dropped) or
- other reason (e.g. accused died).

(b) Finalisation may occur after commencement of court hearing or trial because:

- the matter is proven. There is a finding of guilty and sentencing takes place, or
- the matter is not proven and the defendant is acquitted, or
- the defendant is committed from a lower court and is sentenced in the higher court, or
- the defendant is unfit to plead, or the case is not proceeded with, or
- other reason (e.g. accused is of unsound mind, accused died).

**Most serious offence.** For statistical purposes the most serious offence is the one attracting the most serious

penalty. In accordance with Australian standards for court statistics, the order of severity of penalties imposed in Western Australia is:

- Imprisonment / Detention juvenile institution
- Detention in a children's institution
- Conditional Release Order (CRO)
- Community Service Order (CSO)
- Probation
- Recognisance (bond)
- Loss or suspension of Motor Driver's Licence (MDL)
- Fine
- Compensation
- Placed under control or committed to care
- Restitution
- Other order.

*Total charges.* The number of total charges is compiled by summing the counts of each offence for which a complaint is finalised during the year.





## ***For more information...***

The ABS publishes a wide range of information on Australia's economic and social conditions. A catalogue of publications and products is available from any of our Offices (see below for contact details).

### **Information Consultancy**

Special tables or in-depth data investigations are provided by the ABS Information Consultancy in each of our Offices (see below for contact details).

### **Electronic Data Services**

A growing range of our data is available on electronic media. Selections of the most frequently requested data are available, updated daily, on *Discovery* (Key \*656#). Our *Telestats* service delivers major economic publications ready to download into your computer on the day of release. Our *Ausstats* service enables on-line access to a data base of thousands of up-to-date time series. Selected datasets are also available on diskette or *CD-rom*. For more details on our electronic services, contact Information Services in any of our Offices on the numbers below.

### **Bookshops and Subscriptions**

There are now over 500 titles available from the ABS Bookshops in each of our Offices. You can also receive any of our publications on a regular basis. Join our subscription mailing service and have your publications mailed to you in Australia at no additional cost.

## ***Sales and Inquiries***



SYDNEY (02) 268 4611  
MELBOURNE (03) 615 7000  
BRISBANE (07) 222 6351  
PERTH (09) 323 5140

ADELAIDE (08) 237 7100  
HOBART (002) 20 5800  
DARWIN (089) 81 3456  
CANBERRA (06) 252 6627

### **PUBLICATIONS SUBSCRIPTION SERVICE**

Toll free 008 02 06 08  
(Australia Wide)

