



**Australian
Bureau of
Statistics**

Reissue


1993 – 94


EMBARGO: 11:30 AM (CANBERRA TIME) TUES 30 SEP 1997

Courts of Petty Sessions

Western Australia

Statistics





CONTENTS

.....

	Page
EDITORIAL	
Preface	iii
Summary of findings	iv

TABLES

1	Summary counts by year and sex	1
2	Summary counts by Indigenous and Non-Indigenous persons by sex	1
3	Appearances on conviction by most serious matter, age and penalty type	2
4	Appearances on convictions of Indigenous persons by most serious matter, age and penalty type	2
5	Charges, appearances and individuals by statistical division, court and sex	3
6	Penalties imposed by offence class and penalty type	6
7	Convictions by sex, offence group and age	9


INFORMATION

Explanatory notes	10
Glossary	12

INQUIRIES

For further information about statistics in this publication and the availability of related unpublished statistics, contact John Bissett on Perth (08) 9360 5389

.....



PREFACE

COURT DATA INFORMATION

The Australia Bureau of Statistics (ABS) ceased production of statistics on criminal court proceedings in October 1994 following the release of data relating to 1992-93

The Western Australian State Statistics Committee (SSC), comprising representatives from State Treasury and the ABS Perth Office, received requests for the continuation of court data processing from the Chief Justice of Western Australia, the Crime Research Centre of the University of Western Australia and the Ministry of Justice.

In July 1996 the SSC and the ABS Perth Office, agreed to resume processing Courts of Petty Sessions data for the years 1993-94, 1994-95 and 1995-96 using the same data source as used in the 1991-92 and 1992-93 publications, *Summary of Criminal Court Proceedings*, catalogue number 4504.5. This is to provide continuity in the statistical series until the Ministry of Justice can provide an equivalent level of statistical information for public release.

This document is the first in the series of three to be released under the current arrangement. The statistical tables for Courts of Petty Sessions are in a similar format to those released in catalogue number 4504.5.

The crime statistics contained within this series of publications are derived from the Western Australian Police Service records relating to complaints finalised in the Courts of Petty Sessions of Western Australia during the twelve months ended 30 June 1994.

Following the release of the 1993-94 publication it was discovered that a number of records had been incorrectly processed resulting in errors to final data. These errors have now been rectified.

P.C. KELLY
REGIONAL DIRECTOR AND GOVERNMENT STATISTICIAN
WESTERN AUSTRALIA

SUMMARY OF FINDINGS

CONVICTIONS

In Western Australia in 1993-94 there were 79,176 *charges* finalised in Courts of Petty Sessions resulting in 76,133 *convictions* against 30,321 *individuals*. Compared with 1992-93 with total *charges* were down 699 (0.9%) and *convictions* down 416 (0.5%). This represents a slight increase in the conviction rate. The number of *individuals convicted* increased by 668 (2.3%).

For all *males* there were decreases of 1.2% for *charges* and 0.9% for *convictions*, and an increase of 1.8% for *individuals convicted*. For *Non-Indigenous males*, *charges* were down 2.6%, *convictions* were down 2.1% and *individuals convicted* increased by 0.5%. For *Indigenous males*, *charges* increased by 4.0%, *convictions* by 3.9%, and *individuals convicted* by 7.6%.

FEMALES

For all *females* there were increases of 0.2% for *charges*, 0.8% for *convictions* and 3.9% for *individuals convicted*. For *Non-Indigenous females*, *charges* were up 2.3%, *convictions* up 2.9% and *individuals convicted* increased by 1.7%. For *Indigenous females*, *charges* increased by 9.8%, *convictions* were up 9.9% and *individuals convicted* rose 10.9%.

COURTS

During 1993-94 the Courts of Petty Sessions at Lombadina, Shay Gap and Koolan Island which reported nil activity. During 1993-94 Courts of Petty Sessions were held at seven additional locations at Balgo, Joondalup, Kalumburu, La Grange, Naremben, Warakurna and the external territory of Christmas Island.

CHARGES

In 1993-94 the Joondalup Court of Petty Sessions commenced during which 3,645 *charges* were finalised. The Perth Court of Petty Sessions recorded a decline of 4,671 *charges* finalised which could be partly due to the introduction of the Joondalup Court. *Charges finalised* in the Wiluna Court of Petty Sessions increased from 793 in 1992-93 to 1,249 in 1993-94, an increase of 57.5%, and *Individuals charged* increased by 45.4%.

OFFENCES

The largest decreases in *convictions* in 1993-94 occurred in offence group *Breaking and entering, fraud etc.*, down 7.0% to 21,553, and *Drug offences* down 11.1% to 8,932.

A major contributor to the decline in number of convictions in the *Breaking and entering, fraud etc.* category was *fraud, forgery and false pretences* with a decline of 1,411 convictions, whereas imprisonments for this class of offence increased by 4.0%.

Breaking and entering convictions increased by 1.9%, from 2,207 in 1992-93 to 2,250 in 1993-94, and imprisonments for this class of offence increased by 2.1%.

Other theft convictions were down by 3.1% to 6,661 and imprisonments *decreased* by 19.0%. *Community Service Orders* increased by 27.5% and *Probation* increased by 22.7%.

The number of convictions for *Offences against the person* increased by 3.0% to 3,688. Within this group, the number of convictions for *Other assault* increased from 2,502 to

SUMMARY OF FINDINGS *continued*

OFFENCES *continued*

2,507. There were 17 *convictions* for *Driving causing death*, a decrease of 5 on 1992-93.

Convictions for Motor vehicle and traffic offences were up 12.0% to 22,160. Within this category *convictions for Drink driving offences* increased by 15.1% to 11,313.

There was a marked increase in the category group of *Other offences nec*, in *convictions* and in *imprisonments*. This was partly due to the inclusion of the offence 'possession of petrol on community land' in this category.

PENALTIES

Fines accounted for 55.8% of *penalties*, followed by *loss or suspension of motor vehicle driving licence*, which accounted for 16.9%.

The total number of *penalties* imposed in 1993-94 increased by 1.3% while *convictions* decreased by 416 (0.5%) and *individuals convicted* increased from 29,653 in 1992-93 to 30,321 in 1993-4.

AGE

For *Appearances on convictions by most serious matter*, the 20 to 24 year age group had 719 *imprisonments*, accounting for 36.2% of total *imprisonments*. This was an increase of 5.9% from 1992-93. Over 59% of *imprisonments* in this age group were *Indigenous* persons, who also accounted for 1,116, or 56.2%, of the total *imprisonments* of 1,987.



COURTS OF PETTY SESSIONS

1 — SUMMARY COUNTS BY YEAR AND SEX

<i>Summary of counts</i>	<i>Males</i>	<i>Females</i>	<i>Total (a)</i>
1991-92			
Charges	68,735	17,847	86,660
Distinct persons charged	36,984	8,323	45,358
Individuals charged	27,344	6,456	33,849
Convictions	67,236	17,511	84,820
Distinct persons convicted	36,420	8,227	44,695
Individuals convicted	27,039	6,391	33,476
1992-93			
Charges	64,276	15,524	79,875
Distinct persons charged	33,196	7,232	40,471
Individuals charged	24,673	5,758	30,473
Convictions	61,547	14,934	76,549
Distinct persons convicted	32,009	7,008	39,057
Individuals convicted	24,005	5,609	29,653
1993-94			
Charges	63,496	15,561	79,176
Distinct persons charged	33,396	7,605	41,058
Individuals charged	24,993	5,945	30,994
Convictions	61,008	15,048	76,133
Distinct persons convicted	32,484	7,426	39,963
Individuals convicted	24,444	5,825	30,321

See Explanatory Notes. (a) Includes corporate bodies and matters where the sex of the person was not recorded.

COURTS OF PETTY SESSIONS

2 — SUMMARY COUNTS BY INDIGENOUS AND NON-INDIGENOUS PERSONS BY SEX, 1993-94

<i>Summary of counts</i>	<i>Males</i>	<i>Females</i>	<i>Total (a)</i>
NON-INDIGENOUS			
Charges	47,458	10,762	58,273
Distinct persons charged	25,848	5,054	30,937
Individuals charged	20,636	4,419	25,090
Convictions	45,665	10,369	56,084
Distinct persons convicted	25,119	4,930	30,082
Individuals convicted	20,156	4,325	24,514
INDIGENOUS			
Charges	14,781	4,057	18,841
Distinct persons charged	7,354	2,464	9,821
Individuals charged	4,166	1,440	5,609
Convictions	14,200	3,947	18,150
Distinct persons convicted	7,181	2,409	9,593
Individuals convicted	4,105	1,414	5,522
UNKNOWN			
Charges	1,257	742	2,001
Distinct persons charged	194	87	282
Individuals charged	191	86	278
Convictions	1,143	732	1,877
Distinct persons convicted	184	87	272
Individuals convicted	183	86	270
TOTAL			
Charges	63,496	15,561	79,176
Distinct persons charged	33,396	7,605	41,058
Individuals charged	24,993	5,945	30,994
Convictions	61,008	15,048	76,133
Distinct persons convicted	32,484	7,426	39,963
Individuals convicted	24,444	5,825	30,321

See Explanatory Notes. (a) Includes corporate bodies and matters where the sex of the person was not recorded.

COURTS OF PETTY SESSIONS

3 — APPEARANCES ON CONVICTION BY MOST SERIOUS MATTER, AGE AND PENALTY TYPE, 1993-94

Age group	Penalties							Two or more penalties (b)	
	Imprisonment	Suspended sentence or CRO	CSO	Probation	Good behaviour bond (a)	Loss or suspended MDL	Fine		Other
Under 20 years	315	2	371	583	230	1,725	4,827	210	1,994
20 — 24	719	2	410	618	327	4,371	10,505	209	4,661
25 — 29	397	2	192	311	255	2,745	6,444	107	2,899
30 — 34	263	5	113	222	204	1,864	4,436	92	1,958
35 — 39	170	3	86	161	180	1,260	2,903	78	1,329
40 — 49	95	5	77	115	186	1,250	2,880	136	1,313
50 — 59	22	4	17	37	90	413	912	60	428
60 and over	6	1	5	12	73	116	315	69	121
Not stated	—	—	—	—	—	1	11	1	1
Other (c)	—	—	—	—	—	—	15	1	—
Total	1,987	24	1,271	2,059	1,545	13,745	33,248	963	14,704

See Explanatory Notes. (a) Includes parental good behaviour bond. (b) For each offence type and group, this is the number of appearances that attracted more than one penalty. (c) Corporate bodies.

COURTS OF PETTY SESSIONS

4 — APPEARANCES ON CONVICTION OF INDIGENOUS PERSONS BY MOST SERIOUS MATTER, AGE AND PENALTY TYPE, 1993-94

Age group	Penalties							Two or more penalties (b)	
	Imprisonment	Suspended sentence or CRO	CSO	Probation	Good behaviour bond (a)	Loss or suspended MDL	Fine		Other
Under 20 years	207	1	76	109	73	175	952	52	226
20 — 24	426	—	125	168	95	611	2,075	47	691
25 — 29	221	—	66	80	76	506	1,559	35	544
30 — 34	137	—	27	49	57	311	1,138	24	333
35 — 39	75	1	31	36	45	191	705	12	209
40 — 49	41	—	18	22	49	153	645	23	163
50 — 59	7	—	1	2	14	47	190	9	47
60 and over	2	—	1	—	5	7	38	5	7
Not stated	—	—	—	—	—	—	1	—	—
Total	1,116	2	345	466	414	2,001	7,303	207	2,220

See Explanatory Notes. (a) Includes parental good behaviour bond. (b) For each offence type and group, this is the number of appearances that attracted more than one penalty.

COURTS OF PETTY SESSIONS

5 — CHARGES, APPEARANCES AND INDIVIDUALS BY STATISTICAL DIVISION, COURT AND SEX, 1993-94

Statistical division and court	Charges			Distinct persons charged			Individuals charged (a)		
	Males	Females	Total (b)	Males	Females	Total (b)	Males	Females	Total (b)
Perth —									
Armadale	2,244	417	2,663	1,239	233	1,474	1,089	211	1,302
Fremantle	4,838	1,196	6,041	2,718	590	3,313	2,387	545	2,937
Joondalup	2,950	691	3,645	1,702	297	2,002	1,502	279	1,784
Midland	2,527	594	3,125	1,436	307	1,744	1,281	287	1,569
Perth	23,829	7,169	31,065	11,505	2,873	14,399	9,421	2,489	11,930
Rockingham	1,751	277	2,029	1,021	174	1,196	894	163	1,058
Total	38,139	10,344	48,568	19,621	4,474	24,128	15,392	3,805	19,229
South West —									
Augusta	5	—	5	3	—	3	3	—	3
Boyup Brook	49	8	58	31	6	38	26	6	33
Bridgetown	117	21	138	77	17	94	64	17	81
Brunswick Junction	32	7	39	22	5	27	21	5	26
Bunbury	1,567	311	1,879	725	158	884	619	145	765
Busselton	536	68	605	246	35	282	226	35	262
Collie	293	55	348	153	36	189	126	34	160
Donnybrook	175	70	246	106	25	132	100	21	122
Dwellingup	3	—	3	2	—	2	2	—	2
Harvey	136	25	161	75	14	89	69	13	82
Mandurah	899	156	1,056	481	99	581	435	96	532
Manjimup	125	24	150	80	13	94	73	13	87
Margaret River	177	29	206	107	19	126	98	19	117
Nannup	27	3	30	18	2	20	18	2	20
Pemberton	51	7	58	34	5	39	31	5	36
Pinjarra	118	8	126	63	7	70	59	7	66
Waroona	50	12	62	33	7	40	31	7	38
Yarloop	74	10	84	41	7	48	31	6	37
Total	4,434	814	5,254	2,297	455	2,758	1,961	427	2,394
Lower Great Southern —									
Albany	1,042	170	1,213	593	103	697	474	94	569
Cranbrook	17	—	17	6	—	6	6	—	6
Denmark	133	13	148	82	7	91	75	7	84
Gnowangerup	18	4	22	17	3	20	16	2	18
Katanning	251	78	329	149	47	196	122	34	156
Kojonup	90	10	100	54	7	61	47	7	54
Mount Barker	58	15	73	38	11	49	31	11	42
Ongerup	37	1	38	22	1	23	21	1	22
Tambellup	33	11	44	15	5	20	11	4	15
Total	1,679	302	1,984	976	184	1,163	769	160	932
Upper Great Southern —									
Boddington	29	29	58	22	7	29	21	7	28
Brookton	14	1	15	11	1	12	8	1	9
Corrigin	23	6	29	13	4	17	12	4	16
Dumbleyung	2	—	2	2	—	2	2	—	2
Kondinin	31	6	37	23	3	26	22	3	25
Kulin	16	—	16	11	—	11	9	—	9
Lake Grace	19	1	20	15	1	16	12	1	13
Narrogin	282	110	394	193	60	254	155	47	203
Pingelly	47	9	56	31	7	38	26	5	31
Wagin	82	28	110	55	20	75	46	16	62
Wickepin	4	3	7	4	2	6	4	2	6
Williams	23	3	26	12	2	14	12	2	14
Total	572	196	770	392	107	500	321	84	406

See footnotes at end of table.

COURTS OF PETTY SESSIONS

5—CHARGES, APPEARANCES AND INDIVIDUALS BY STATISTICAL DIVISION, COURT AND SEX, 1993-94—continued

Statistical division and court	Charges			Distinct persons charged			Individuals charged (a)		
	Males	Females	Total (b)	Males	Females	Total (b)	Males	Females	Total (b)
Midlands—									
Bencubbin	9	6	15	5	3	8	4	2	6
Beverley	41	10	52	27	1	29	22	1	24
Bruce Rock	26	1	27	18	1	19	17	1	18
Cunderdin	51	7	59	32	5	38	30	5	36
Dalwallinu	84	11	95	48	8	56	45	8	53
Dowerin	5	—	5	4	—	4	4	—	4
Gingin	72	8	80	37	4	41	37	4	41
Goomalling	30	—	30	22	—	22	18	—	18
Jurien Bay	53	9	62	36	7	43	28	7	35
Kellerberrin	119	23	142	66	17	83	57	11	68
Koorda	5	—	5	5	—	5	5	—	5
Lancelin	66	10	76	48	9	57	48	8	56
Merredin	205	14	219	111	7	118	93	7	100
Moora	84	15	99	52	10	62	48	8	56
Mukinbudin	11	—	11	7	—	7	7	—	7
Narembeen	16	—	16	8	—	8	8	—	8
New Norcia	5	—	5	4	—	4	4	—	4
Northam	528	95	624	310	66	377	260	59	320
Quairading	27	3	30	19	2	21	19	2	21
Southern Cross	110	18	130	73	13	87	65	13	79
Toodyay	49	1	50	29	1	30	28	1	29
Trayning	8	—	8	7	—	7	7	—	7
Wongan Hills	43	1	44	27	1	28	23	1	24
Wundowie	24	1	25	13	1	14	13	1	14
Wyalkatchem	14	5	19	13	4	17	12	2	14
York	64	10	74	47	9	56	42	9	51
<i>Total</i>	<i>1,749</i>	<i>248</i>	<i>2,002</i>	<i>1,068</i>	<i>169</i>	<i>1,241</i>	<i>908</i>	<i>147</i>	<i>1,059</i>
South Eastern—									
Coolgardie	86	12	98	48	8	56	40	8	48
Esperance	308	36	345	179	26	206	150	24	175
Eucla	480	42	526	253	24	279	246	24	272
Kalgoorlie	2,221	515	2,742	1,154	262	1,417	919	191	1,111
Kambalda	199	7	206	134	7	141	111	7	118
Laverton	466	172	638	246	104	350	149	54	203
Leinster	47	6	53	30	4	34	29	4	33
Leonora	276	74	350	153	48	201	89	26	115
Menzies	21	4	25	12	4	16	9	4	13
Norseman	157	12	169	82	9	91	75	8	83
Ravensthorpe	53	7	60	36	5	41	34	5	39
<i>Total</i>	<i>4,314</i>	<i>887</i>	<i>5,212</i>	<i>2,327</i>	<i>501</i>	<i>2,832</i>	<i>1,780</i>	<i>336</i>	<i>2,120</i>

See footnotes at end of table.

COURTS OF PETTY SESSIONS

5—CHARGES, APPEARANCES AND INDIVIDUALS BY STATISTICAL DIVISION, COURT AND SEX, 1993-94—continued

Statistical division and court	Charges			Distinct persons charged			Individuals charged (a)		
	Males	Females	Total (b)	Males	Females	Total (b)	Males	Females	Total (b)
Central —									
Carnamah	3	—	3	3	—	3	3	—	3
Carnarvon	1,099	275	1,375	524	137	662	366	110	477
Cue	148	15	163	74	11	85	53	9	62
Dongara	107	13	121	64	11	76	56	11	68
Encabba	27	5	32	18	2	20	18	2	20
Exmouth	54	9	63	40	7	47	35	7	42
Gascoyne Junction	1	—	1	1	—	1	1	—	1
Geraldton	1,769	436	2,208	892	210	1,104	702	151	855
Kalbarri	45	3	48	32	2	34	31	2	33
Meekatharra	482	138	620	234	94	328	158	54	212
Mingenew	22	—	22	13	—	13	12	—	12
Morawa	19	—	19	14	—	14	14	—	14
Mount Magnet	90	25	115	58	15	73	48	10	58
Mullewa	225	53	278	131	40	171	78	34	112
Northampton	85	22	107	52	14	66	42	11	53
Perenjori	4	—	4	3	—	3	3	—	3
Shark Bay	65	5	70	43	4	47	33	4	37
Three Springs	24	7	31	18	5	23	17	5	22
Warburton	443	77	520	156	30	186	98	20	118
Wiluna	787	462	1,249	468	306	774	176	93	269
Yalgoo	18	3	22	10	1	12	10	1	12
<i>Total</i>	<i>5,517</i>	<i>1,548</i>	<i>7,071</i>	<i>2,848</i>	<i>889</i>	<i>3,742</i>	<i>1,831</i>	<i>502</i>	<i>2,338</i>
Pilbara —									
Dampier	28	3	31	23	3	26	23	3	26
Karratha	573	88	661	315	53	368	272	50	322
Marble Bar	58	13	71	41	12	53	28	10	38
Newman	503	156	659	250	78	328	193	49	242
Nullagine	97	57	154	65	50	115	40	20	60
Onslow	126	40	166	95	34	129	62	22	84
Pannawonica	11	9	20	7	5	12	7	4	11
Paraburdoo	98	15	113	58	5	63	52	5	57
Port Hedland	1,270	192	1,462	563	123	686	480	107	587
Roebourne	421	95	516	235	70	305	173	53	226
Telfer	4	—	4	3	—	3	3	—	3
Tom Price	142	15	157	92	12	104	82	12	94
<i>Total</i>	<i>3,331</i>	<i>683</i>	<i>4,014</i>	<i>1,747</i>	<i>445</i>	<i>2,192</i>	<i>1,363</i>	<i>324</i>	<i>1,687</i>
Kimberley —									
Balgo	2	—	2	2	—	2	2	—	2
Broome	1,173	197	1,370	652	151	803	535	128	663
Derby	322	52	374	204	32	236	171	29	200
Fitzroy Crossing	438	55	493	246	47	293	194	42	236
Halls Creek	909	125	1,034	493	82	575	304	61	365
Kalumburu	1	—	1	1	—	1	1	—	1
Kununurra	645	75	721	377	42	420	322	35	358
La Grange	7	—	7	2	—	2	2	—	2
Warakurna	3	—	3	1	—	1	1	—	1
Wyndham	215	35	250	127	27	154	95	19	114
<i>Total</i>	<i>3,715</i>	<i>539</i>	<i>4,255</i>	<i>2,105</i>	<i>381</i>	<i>2,487</i>	<i>1,552</i>	<i>305</i>	<i>1,858</i>
External Territories (c) —									
Christmas Island	46	—	46	15	—	15	13	—	13
<i>Total</i>	<i>46</i>	<i>—</i>	<i>46</i>	<i>15</i>	<i>—</i>	<i>15</i>	<i>13</i>	<i>—</i>	<i>13</i>
Western Australian Total	63,496	15,561	79,176	33,396	7,605	41,058	24,993	5,945	30,994

See Explanatory Notes. (a) An individual, who appeared at more than one court location, will be included in the counts for each of those court locations but only once in the total. (b) Includes corporate bodies and matters where the sex of the person was not recorded. (c) Christmas Island is an External Territory included for statistical purposes.

COURTS OF PETTY SESSIONS

6 — PENALTIES IMPOSED BY OFFENCE CLASS AND PENALTY TYPE, 1993-94

Offence class	Penalties									
	Total convictions	Imprisonment	Suspended sentence or CRO	CSO	Probation	Good behaviour bond (a)	Loss or suspended MDL	Fine	Other	Two or more penalties (b)
Offences against the person —										
115 Driving causing death	17	3	—	2	3	—	15	11	—	15
121 Assault occasioning grievous bodily harm	23	1	—	3	3	—	20	19	—	21
122 Assault occasioning actual bodily harm	1,101	221	—	91	153	96	68	605	7	131
129 Other assault	2,507	405	1	160	289	252	—	1,486	50	135
136 Sexual assault according to State or Territory law	1	—	—	—	—	—	—	1	—	0
137 Sexual offences (consent proscribed)	1	—	—	—	—	—	—	1	—	0
139 Other sexual offences	1	—	—	—	—	—	—	—	1	0
191 Kidnapping and abduction	1	—	—	—	—	—	—	1	—	0
193 Hijacking of & other acts endangering life (aircraft etc)	6	—	—	—	—	—	—	6	—	0
199 Other offences against the person	30	13	—	2	2	1	—	14	1	3
<i>Total</i>	<i>3,688</i>	<i>643</i>	<i>1</i>	<i>258</i>	<i>450</i>	<i>349</i>	<i>103</i>	<i>2,144</i>	<i>59</i>	<i>305</i>
Robbery and extortion —										
212 Other robbery	2	—	—	—	—	—	—	2	—	0
221 Blackmail and extortion	—	—	—	—	—	—	—	—	—	0
<i>Total</i>	<i>2</i>	<i>—</i>	<i>—</i>	<i>—</i>	<i>—</i>	<i>—</i>	<i>—</i>	<i>2</i>	<i>—</i>	<i>0</i>
Breaking and entering, fraud etc —										
311 Breaking and entering	2,250	775	—	417	765	73	62	589	10	428
321 Fraud, forgery and false pretences	9,817	2,341	591	2,098	2,990	3,467	31	3,040	45	3,657
322 Misappropriation	514	60	4	115	228	44	1	166	9	113
331 Receiving	1,074	159	—	147	284	61	14	546	6	141
332 Unlawful possession of stolen goods	278	24	—	7	22	12	3	213	3	6
339 Handling of stolen goods, other	6	3	—	—	—	—	2	3	—	2
351 Theft or illegal use of a motor vehicle	953	309	—	161	269	26	172	329	2	296
399 Other theft	6,661	605	—	727	1,237	546	99	3,803	364	706
<i>Total</i>	<i>21,553</i>	<i>4,276</i>	<i>595</i>	<i>3,672</i>	<i>5,795</i>	<i>4,229</i>	<i>384</i>	<i>8,689</i>	<i>439</i>	<i>5,349</i>
Property and environment offences —										
411 Arson	4	—	—	3	3	—	—	1	—	3
419 Other property damage	2,019	129	—	97	182	69	15	1,553	64	87
421 Pollution	1	—	—	—	—	—	—	1	—	0
423 Flora and fauna	9	—	—	—	—	—	—	9	—	0
<i>Total</i>	<i>2,033</i>	<i>129</i>	<i>—</i>	<i>100</i>	<i>185</i>	<i>69</i>	<i>15</i>	<i>1,564</i>	<i>64</i>	<i>90</i>

See footnotes at end of table.

COURTS OF PETTY SESSIONS

6 — PENALTIES IMPOSED BY OFFENCE CLASS AND PENALTY TYPE, 1993-94—continued

Offence class	Penalties									Two or more penalties (b)
	Total convictions	Suspended imprisonment or CRO	CSO	Probation	Good behaviour bond (a)	Loss or suspended MDL	Fine	Other		
Offences against good order —										
511 Offences against Government security and operations	46	3	—	2	13	1	1	27	2	3
524 Contempt of court, other	2	1	—	—	—	—	—	1	—	0
525 Pervert the course of justice, including perjury	2	2	—	—	—	2	—	—	—	2
526 Breach of community service order	121	36	—	1	1	6	—	77	1	1
527 Breach of other probation, parole etc orders	3,708	736	—	84	249	62	11	2,608	68	108
528 Escape from custody	343	179	—	13	21	2	1	138	3	14
533 Resist / hinder police	3,757	163	—	70	147	49	84	3,335	46	137
534 Conspiracy (offence type not specified)	1	—	—	—	—	—	—	1	—	0
549 Other offences against justice procedures	545	18	—	27	37	68	3	436	16	60
551 Possession and/or use of firearms	680	20	—	5	16	9	2	617	47	36
558 Possession and/or use of other weapons	300	20	—	2	15	6	—	248	13	4
559 Possession, use and handling weapons, other	3	—	—	—	—	—	—	2	1	0
571 Child pornography	8	—	—	—	—	—	—	8	—	0
572 Censorship	3	—	—	—	—	1	—	2	—	0
591 Liquor licensing	1,281	15	—	3	4	35	—	1,197	29	2
592 Betting and gambling	69	—	—	—	—	—	—	69	—	0
593 Trespassing and vagrancy	647	37	—	14	45	18	1	509	36	13
595 Prostitution	38	—	—	—	—	—	—	38	—	0
599 Other offences against good order	5,262	196	—	60	124	144	9	4,561	217	49
<i>Total</i>	<i>16,816</i>	<i>1,426</i>	<i>—</i>	<i>281</i>	<i>672</i>	<i>403</i>	<i>112</i>	<i>13,874</i>	<i>479</i>	<i>429</i>
Drug offences —										
613 Possess and/or use opium	66	4	—	2	10	1	—	51	—	2
614 Possess and/or use cocaine	1	—	—	—	—	—	—	1	—	0
617 Possess and/or use cannabis, all forms	3,769	28	—	48	88	31	1	3,545	62	34
618 Possess and/or use other drugs	1,020	37	—	21	60	7	—	903	8	16
647 Import/export cannabis, all forms	3	—	—	—	—	—	—	3	—	0
648 Import/export other drugs	4	—	—	—	—	—	—	4	—	0
657 Deal and traffic in cannabis, all forms	264	6	—	20	33	2	1	220	—	18
658 Deal and traffic in other drugs	114	22	—	19	28	1	—	59	1	16
663 Manufacture/grow opium and its derivatives	2	—	—	—	—	—	—	2	—	0
667 Manufacture/grow cannabis, all forms	1,167	7	—	22	36	3	1	1,100	10	12
668 Manufacture/grow other drugs	69	1	—	—	2	—	—	66	—	0
699 Other drug offences	2,453	11	—	30	76	21	—	2,300	31	16
<i>Total</i>	<i>8,932</i>	<i>116</i>	<i>—</i>	<i>162</i>	<i>333</i>	<i>66</i>	<i>3</i>	<i>8,254</i>	<i>112</i>	<i>114</i>

See footnotes at end of table.

COURTS OF PETTY SESSIONS

6 — PENALTIES IMPOSED BY OFFENCE CLASS AND PENALTY TYPE, 1993-94—continued

Offence class	Penalties									
	Total convictions	Imprisonment	Suspended sentence or CRO	CSO	Probation	Good behaviour bond (a)	Loss or suspended MDL	Fine	Other	Two or more penalties (b)
Motor vehicle and traffic offences—										
711 Drink driving offences	11,313	187	—	120	131	2	10,984	10,943	1	10,984
724 Dangerous and reckless driving	1,098	72	—	8	22	1	851	998	2	852
732 Driving while licence suspended or cancelled	2,200	208	—	58	117	1	2,061	1,862	57	2,115
733 Driving without a licence (excluding Group 732)	4,414	275	—	67	161	6	2,177	3,951	8	2,180
739 Other driving offences	451	1	—	3	2	—	20	443	6	24
749 Traffic offences (excluding parking)	1,833	25	—	7	15	3	246	1,787	2	249
751 Registration offences (including Third Party insurance)	800	—	—	2	1	1	6	795	3	8
752 Roadworthiness	49	—	—	—	—	—	—	49	—	0
799 Other motor vehicle, traffic and related offences	2	—	—	—	—	—	—	2	—	0
<i>Total</i>	<i>22,160</i>	<i>768</i>	<i>—</i>	<i>265</i>	<i>449</i>	<i>14</i>	<i>16,345</i>	<i>20,830</i>	<i>79</i>	<i>16,412</i>
Other offences —										
812 Company legislation	9	4	—	—	—	—	—	5	—	0
821 Banking, financial institutions and insurance	8	—	—	—	—	—	—	8	—	0
831 Taxation and stamp duty (excluding excise)	1	—	—	—	—	—	—	1	—	0
832 Posts and telecommunications	49	3	—	—	2	12	—	34	—	2
833 Customs, excise etc	102	—	—	1	—	1	—	100	—	0
834 Immigration, passports etc	12	—	—	—	—	—	—	12	—	0
835 Electoral	1	—	—	—	—	—	—	1	—	0
836 Air navigation, airports and aircraft operations	4	—	—	—	—	—	—	4	—	0
837 Health, mental health, quarantine, food standards, etc	1	—	—	—	—	—	—	1	—	0
838 Bankruptcy	26	15	1	—	—	5	—	6	—	1
839 Copyright and patents	18	—	—	—	—	—	—	17	1	0
844 Railways and other transport	151	2	—	3	4	—	—	144	1	3
845 Marine navigation, coastal, inland waterways etc	38	—	—	—	—	10	—	28	—	0
847 Agriculture and stock, pasture protection, guano etc	4	—	—	—	—	—	—	3	1	0
848 Fisheries	21	—	—	—	—	—	—	21	—	0
852 Marketing boards etc, control	82	—	—	—	—	—	—	81	1	0
856 Explosives	11	—	—	—	—	—	—	11	—	0
861 Dog control	9	—	—	—	—	—	—	9	—	0
889 Other offences, nec	349	271	—	—	3	—	—	74	1	0
891 Prison security	52	14	—	—	—	2	—	35	1	0
892 Contraband/drug related	1	—	—	—	—	—	—	1	—	0
<i>Total</i>	<i>949</i>	<i>309</i>	<i>1</i>	<i>4</i>	<i>9</i>	<i>30</i>	<i>—</i>	<i>596</i>	<i>6</i>	<i>6</i>
Grand Total	76,133	7,667	597	4,742	7,893	5,160	16,962	55,953	1,238	22,705

See Explanatory Notes. (a) Includes parental good behaviour bond. (b) For each offence type and group, this is the number of convictions that attracted more than one penalty.

COURTS OF PETTY SESSIONS

7— CONVICTIONS BY SEX, OFFENCE GROUP AND AGE, 1993-94

Offence group	Age group									Total
	Under 20	20 - 24	25 - 29	30 - 34	35 - 39	40 - 49	50 - 59	60 and over	Not stated	
MALES										
Offences against the person	418	932	672	464	317	282	57	30	1	3,173
Robbery and extortion	—	—	—	1	1	—	—	—	—	2
Breaking and entering, fraud etc	2,435	4,094	2,855	1,880	1,245	1,351	579	228	—	14,667
Property and environment offences	450	626	326	179	115	75	18	2	—	1,791
Offences against good order	2,388	4,357	2,552	1,781	1,072	1,026	387	105	1	13,669
Drug offences	1,145	2,770	1,562	944	551	356	60	15	—	7,403
Motor vehicle and traffic offences	2,555	6,438	3,882	2,685	1,690	1,628	524	136	1	19,539
Other offences	129	231	110	86	56	71	66	15	—	764
Total	9,520	19,448	11,959	8,020	5,047	4,789	1,691	531	3	61,008
FEMALES										
Offences against the person	76	120	97	102	52	51	12	—	1	511
Breaking and entering, fraud etc	928	1,986	1,154	948	685	674	385	112	—	6,872
Property and environment offences	31	74	44	44	28	16	1	1	—	239
Offences against good order	399	854	678	472	309	289	94	13	3	3,111
Drug offences	211	459	355	217	153	106	17	1	—	1,519
Motor vehicle and traffic offences	303	796	567	425	253	213	47	7	—	2,611
Other offences	28	78	26	11	15	17	6	4	—	185
Total	1,976	4,367	2,921	2,219	1,495	1,366	562	138	4	15,048
TOTAL (a)										
Offences against the person	494	1,052	771	566	371	333	69	30	2	3,688
Robbery and extortion	—	—	—	1	1	—	—	—	—	2
Breaking and entering, fraud etc	3,363	6,080	4,009	2,835	1,931	2,026	966	340	—	21,553
Property and environment offences	481	700	370	224	143	93	19	3	—	2,033
Offences against good order	2,787	5,211	3,231	2,254	1,383	1,318	481	118	14	16,816
Drug offences	1,356	3,229	1,919	1,165	705	465	77	16	—	8,932
Motor vehicle and traffic offences	2,858	7,234	4,450	3,112	1,946	1,844	571	144	1	22,160
Other offences	157	309	136	97	71	88	72	19	—	949
Total	11,496	23,815	14,886	10,254	6,551	6,167	2,255	670	17	76,133

See Explanatory Notes. (a) Includes corporate bodies and matters where the sex of the person was not reported.

EXPLANATORY NOTES

.....

INTRODUCTION

1. The statistics contained in this publication relate to complaints finalised in the Courts of Petty Sessions of Western Australia during the twelve months ended 30 June 1994.
2. It should be noted that a computerised collection and coding system was introduced for processing data for recent editions. As a result the Australian National Classification of Offences (ANCO) code for each offence was automatically derived solely from the Act details which the offence contravened. This is in contrast to Courts of Petty Sessions statistics published prior to 1991 when clerical coding of offences was used. Care should therefore be exercised when comparing the offence classification for 1993-94 with those for years prior to 1991-92.

COURTS OF PETTY SESSIONS

3. Established under the Justices Act 1902. In Western Australia, Courts of Petty Sessions deal with:
 - charges of simple offences against adult persons, e.g. traffic offences, disorderly behaviour
 - indictable offences triable summarily e.g. assault and theft
 - preliminary proceedings relating to indictable offences which are not triable summarily, or on which the defendant has an election and chooses to be dealt with on indictment, and
 - matters of an administrative and licensing nature.

4. The statistics for Courts of Petty Sessions are derived from administrative byproduct data on court proceedings supplied by the Western Australian Police Service.

SCOPE

5. Included in the collection are complaints and indictable offences triable summarily for which proceedings were commenced during 1993-94 or earlier years and finalised during 1993-94.
6. Excluded are:
 - complaints and indictable offences triable summarily for which proceedings were commenced but not finalised in 1993-94,
 - matters relating to the administration of criminal cases formerly dealt with by the court, e.g. conversion of fines to a community service order,
 - matters where the only outcome during 1993-94 was the issue of a bench warrant.

CLASSIFICATION OF OFFENCES

7. Offences are classified according to the Australian National Classification of Offences (ANCO) 1985.
8. In the ANCO, acts of attempting, conspiring or inciting others to commit a crime, aiding in the commission of a crime, or participating as an accessory before the fact to a crime are classified to the offence group to which the crime itself belongs. Accessory after the fact is classified to Division 5 as an offence against good order.

EXPLANATORY NOTES *continued*

.....

PENALTIES

9. The total number of penalties imposed may exceed the total number of charges for which convictions were recorded. This is because, once proven, an offence may attract more than one penalty.

UNDER COUNTING OF INDIGENOUS PERSONS

10. Statistics relating to Indigenous people are no more than indicators of the incidence of charges involving Indigenous persons. Many source documents do not state whether the person charged was Indigenous or Non-Indigenous. The system of identification is based on observation by the person preparing records used for statistical compiling rather than through a process of self identification.

DATA ITEMS COLLECTED

11. More detailed statistics relating to the following data items are available upon request.

- court of finalisation
- date of finalisation
- sex
- Indigenous
- age
- type of offence
- outcome
- type of penalty
- severity of penalty

SYMBOLS AND OTHER USAGES

12. The following symbol, where shown in columns of figures or elsewhere in the tables, means

– nil or rounded to zero


GLOSSARY


.....

Appearance	For the purposes of this report, an Appearance is an appearance by an accused person in court, during which at least one complaint against that person is finalised.
Complaint	A complaint is a written charge preferred against a person in order to initiate court proceedings.
Complaint Finalised	<p>For statistical purposes a complaint is regarded as finalised when it is removed, with or without a court hearing, from the list of complaints awaiting hearing in a Courts of Petty Sessions.</p> <p>Finalisation may occur:</p> <p>(a) Prior to commencement of the court hearing or trial due to</p> <ul style="list-style-type: none">▪ administrative or executive action (e.g. decline to prosecute, charges dropped), or▪ other reasons (e.g. accused died). <p>(b) after commencement of court hearing of trial because</p> <ul style="list-style-type: none">▪ there is a finding of guilty, and conviction and sentencing takes place, or▪ the defendant is committed to a higher court for sentencing, or▪ no conviction is recorded under certain circumstances, or▪ the matter is an indictable offence and is committed to higher court for hearing, or▪ the matter relates to an offence by or against a minor and is remitted to the Children's Court, or▪ the defendant is unfit to plead, or▪ the case is not proceeded with, or▪ the matter is not proven and the defendant is acquitted, or▪ other reasons (e.g. accused is of unsound mind, accused died).
Conditional Release Order (CRO)	Offenders receiving this penalty are required to undertake unpaid work in the community for periods ranging from four to twelve weeks. Work is performed under strict supervision and failure to attend as required results in the penalty reverting to detention.
Distinct Person	The number of distinct persons is compiled by summing one offence (the most serious) for each separate person appearing in court on a particular day. In effect, if an offender were to be involved in one court action early in a year and subsequently in a completely separate action later in the year the count would be two distinct persons.
Indictment	Indictment means a written charge preferred against an accused person in order to action a trial before some court other than justices exercising summary jurisdiction.

GLOSSARY *continued*

Indictable Offence	An indictable offence means an offence, a complaint of which is , unless otherwise expressly stated by the Criminal Code, triable by jury.
Indigenous	Persons who identify as either Aboriginal or Torres Strait Islander.
Most Serious Offence	For statistical purposes the most serious offence is the one attracting the most serious penalty. In accordance with Australian standards for court statistics, the order of severity of penalties impose in Western Australia is: <ul style="list-style-type: none">▪ Imprisonment▪ Conditional Release Order (CRO)▪ Community Service Order (CSO)▪ Probation▪ Recognisance (bond)▪ Loss or suspension of Motor Driver's Licence (MDL)▪ Fine▪ Compensation▪ Restitution▪ Other order
Total charges	The number of total charges is compiled by summing the counts of each offence for which a complaint is finalised during the year.





For more information . . .

The ABS publishes a wide range of statistics and other information on Australia's economic and social conditions. Details of what is available in various publications and other products can be found in the ABS Catalogue of Publications and Products available from all ABS Offices.

ABS Products and Services

Many standard products are available from ABS bookshops located in each State and Territory. In addition to these products, information tailored to the needs of clients can be obtained on a wide range of media by contacting your nearest ABS Office. The ABS also provides a Subscription Service for standard products and some tailored information services.

National Dial-a-Statistic Line

0055 86 400

Steadycam P/L: premium rate 25c/20 secs.

This number gives 24-hour access, 365 days a year, for a range of important economic statistics including the CPI.

Internet

<http://www.abs.gov.au>

A wide range of ABS information is available via the Internet, with basic statistics available for each State, Territory and Australia. We also have Key National Indicators, ABS product release details and other information of general interest.

Sales and Inquiries

client.services@abs.gov.au

National Mail Order Service (02) 6252 5249
Subscription Service 1800 02 0608

	Information Inquiries	Bookshop Sales
CANBERRA	(02) 6252 6627	(02) 6207 0326
SYDNEY	(02) 9268 4611	(02) 9268 4620
MELBOURNE	(03) 9615 7755	(03) 9615 7755
BRISBANE	(07) 3222 6351	(07) 3222 6350
PERTH	(08) 9360 5140	(08) 9360 5307
ADELAIDE	(08) 8237 7100	(08) 8237 7582
HOBART	(03) 6222 5800	(03) 6222 5800
DARWIN	(08) 8943 2111	(08) 8943 2111

Postal Address

Information Services, Exchange Plaza, 2 The Esplanade, Perth WA 6000

