

NEW ISSUE

EMBARGOED UNTIL 11.30 A.M. 19 JUNE 1987

CENSUS OF POPULATION AND HOUSING, 30 JUNE 1986
**CENSUS 86 — AGE AND SEX OF PERSONS IN STATISTICAL
LOCAL AREAS AND STATISTICAL DIVISIONS**

Western Australia

IAN CASTLES
Australian Statistician

© Commonwealth of Australia 1987

PHONE INQUIRIES • *about these statistics* and other ABS services—contact Information Services on Perth (09) 323 5140 or any ABS office.

MAIL INQUIRIES • *write to Information Services*, ABS, G.P.O. Box K881, Perth, W.A. 6001 or any ABS office.

ELECTRONIC SERVICES • on VIATEL — key *656#. • on AUSSTATS — phone (062) 52 6017. • on TELESTATS — phone (062) 52 5404.

CONTENTS

<i>Table</i>		<i>Page</i>
. .	Explanatory Notes	1
C1	Age and sex of persons in statistical local areas on 30 June 1986: Western Australia	5
C2	Age and sex of persons in statistical divisions on 30 June 1986: Western Australia	19

APPENDIXES

A	Census geographic areas — definitions	21
B	Census household form	23
C	Inquiries	39
D	Maps	

EXPLANATORY NOTES

1. Introduction

This publication is one of a series containing results from the 1986 Census of Population and Housing for each State and Territory. It presents census counts of the age and sex of persons in statistical local areas (SLAs) and statistical divisions (SDs), based on place of enumeration (i.e. the counts for each area are of persons enumerated in the area on census night, 30 June 1986).

Census counts on a place of enumeration basis (C) are not comparable with census counts on a place of usual residence basis (U), or the estimated resident population figures released by the ABS. A brief description of the two bases of enumeration and the estimated resident population is in Section 3. More details can be found in *The 1986 Census Dictionary* (2174.0). All census table numbers are prefixed as appropriate with the letter 'C' or 'U'. However, this publication contains only tables in the 'C' category.

Printed census publications contain broad summaries only, and represent a very small amount of the total census data released. More detailed cross tabulations for the larger geographic levels (e.g. States or statistical regions), and somewhat less detailed tabulations for small areas (e.g. collection districts or postcodes), are available on microfiche and magnetic tape. For further information see *Census 86 — Data Release Plans* (2173.0).

2. Scope and coverage

The 1986 Census of Population and Housing aimed at counting every person who spent census night, 30 June 1986, in Australia, including persons on vessels in or between Australian ports, or on board long-distance trains, buses or aircraft. All private dwellings were counted, whether occupied or unoccupied. Occupied non-private dwellings, such as hospitals, prisons, hotels, etc., were also included. People were counted where they were on census night, which may not have been where they usually lived. Place of usual residence was asked of each person, and answers, where they differed from enumeration address, were coded to SLA level. Census counts based on place of usual residence are available in other output products. Visitors to Australia were enumerated regardless of how long ago they had arrived or how long they planned to stay. Australian residents out of the country on census night were excluded from the count.

Diplomatic personnel and their families are out of the scope of the census, as are diplomatic residences.

3. Definitions

Census Count — Place of Enumeration (C)

Persons were counted where they were actually located on census night. Overseas visitors are included and Australians overseas are excluded. No adjustment is made for census underenumeration.

Census Count — Place of Usual Residence (U)

Persons were counted according to their stated place of usual residence (i.e. answer to question 6 — see a facsimile of the 1986 Census household form at Appendix B). Overseas visitors and Australians overseas are excluded, and no adjustment is made for census underenumeration. Statistics on a place of usual residence basis are not included in this publication.

Estimated Resident Population (ERP)

These estimates are formed by adding estimates of Australians overseas, and of the census undercount, to the census count at place of usual residence. The ERP at census date is updated between population censuses. ERP statistics are not included in this publication.

Migratory

Persons enumerated on census night on off-shore oil rigs, drilling platforms and the like, on board vessels in and between Australian ports, or on board long-distance trains, buses or aircraft are classified as migratory. Such persons are not included in the population of specific statistical local areas, but are shown as a balancing item (Off-Shore Areas and Migratory) for each State and the Northern Territory. The Australian Capital Territory has no migratory population.

4. Geographic Areas

The two geographic spatial units used in this publication are statistical local area (SLA) and statistical division (SD).

SLAs are a new spatial unit for the 1986 Census. The 1981 Census equivalent was the census local government area. SLAs are for the most part legal local government area (LGA) based. In special cases, where a legal LGA is much larger and more populous than the general run of legal LGAs (as is the City of Brisbane), or where there are no legal government authorities (as in the Australian Capital Territory), the SLAs are officially defined suburbs or localities. SLAs cover, in aggregate, the whole of Australia without gaps or overlaps.

SDs consist of one or more statistical subdivisions (SSDs) which, in turn, consist of one or more SLAs and cover, in aggregate, the whole of Australia without gaps or overlaps. They are used as a large, general purpose regional type geographic area. SDs are designed to be relatively homogeneous regions, characterised by identifiable social and economic links between the inhabitants and the economic units within the region, under the unifying influence of one or more major towns or cities.

For definitions of other census geographic areas see Appendix A.

5. Maps

The statistical division maps contained in Appendix D of this publication show the boundaries, names and codes of SDs and SLAs listed in this publication.

Information about the prices of additional copies of the maps can be obtained from *Census 86 — Census Products Price List* (2177.0) or the nearest ABS office (see Appendix C for addresses and telephone numbers).

6. Geographic codes

The geographic areas referred to in tables in this publication can be located by reference to the maps in Appendix D. The geographic codes describing areas in the maps also appear in the tables. For further details, refer to *Census 86 — Australian Standard Geographical Classification : Geographic Code List* (2188.0).

7. Data quality

Statistical collections such as the census are subject to a number of sources of error. While some errors (such as deliberate misreporting) defy detection and correction procedures, the number of errors in overall census results is expected to be generally insignificant. Information on data quality will be released from late 1987.

Main sources of error in the census are:

- (a) *Underenumeration*. Despite efforts to obtain full coverage of persons and dwellings (other than those associated with overseas diplomatic missions), some undercounting still occurs. A measure of the extent of underenumeration is obtained from a small survey of households undertaken very shortly after the census. While results from this source for the 1986 Census are not yet available, undercounting of persons in the 1981 Census was estimated to be 1.9 per cent for Australia as a whole.
- (b) *Partial response*. In those instances where the householder omitted to provide a response to a question, a 'not stated' code was allocated; with the exception of non-response to age, sex and marital status, and SLA of usual residence. These variables were imputed using other information on the census form, and specially constructed random tables.
- (c) *Respondent error*. Computer editing procedures are used to detect obvious errors made by individuals in completing the form (for example, a six year old male who was married). Such procedures cannot detect all respondent errors and some remain in final output.
- (d) *Processing error*. Errors created during the processing of the census are kept at an acceptable level by means of a quality control system, which involves sample checking at different stages of the coding and keying operations, and taking corrective action where necessary.
- (e) *Introduced random adjustments*. Adjustments are made to table cells to allow the maximum of detailed census data to be released, while protecting the confidentiality of information about individual persons. For this reason, and since possible respondent and processing errors have greatest relative impact on small cells, no reliance should be placed on cells of three or less. For further information on sources of error, refer to the appropriate entries in *The 1986 Census Dictionary* (2174.0).

8. Abbreviations

B	—	Borough
C	—	City
DC	—	District Council
M	—	Municipality
S	—	Shire
T	—	Town

Where none of these abbreviations is shown alongside the SLA name, the SLA is only a part of either a legal LGA or of an unincorporated area.

9. Further information

Further information about 1986 Census statistics is available from the nearest ABS office (see Appendix C for addresses and telephone numbers). The information paper *Census 86 — Data Release Plans* (2173.0) describes standard output products to be released from the 1986 Census. Details of tabulations are contained in the *Catalogue of 1986 Census Tables* (2175.0).

10. Census 86 publications

Other statistical publications (standard series) currently planned from the 1986 Census of Population and Housing are:

Census 86 — Persons and Dwellings in Legal Local Government Areas, Statistical Local Areas and Urban Centres/(Rural) Localities (2462.0-2468.0) (A series of separate publications for each State and the Northern Territory)

Census 86 — Persons and Dwellings in Statistical Local Areas: Australian Capital Territory (2469.0)

Census 86 — Profile of Legal Local Government Areas — Usual Residents Counts (2470.0-2476.0) (A series of separate publications for each State and the Northern Territory)

Census 86 — Profile of Statistical Local Areas — Usual Residents Counts: Australian Capital Territory (2477.0)

Census 86 — Profile of Statistical Local Areas — Usual Residents Counts: Brisbane Statistical Division (2478.0)

Census 86 — Summary Characteristics of Persons and Dwellings (2479.0-2489.0) (A series of separate publications for each State, Territory, Australia and the external Territories of Cocos (Keeling) Islands and Christmas Island)

Census 86 — Cross-classified Characteristics of Persons and Dwellings (2490.0-2498.0) (A series of separate publications for each State, Territory and Australia)

Census 86 — Aboriginals and Torres Strait Islanders: Australia, States and Territories (2499.0)

Census 86 — Characteristics of Persons in Hobart Suburbs, 30 June 1986 (2201.6)

Census 86 — Characteristics of Persons in Launceston Suburbs, 30 June 1986 (2202.6)

Census 86 — Characteristics of Persons in Burnie-Devonport Suburbs, 30 June 1986 (2203.6)

In addition, a further stream of statistical publications (special series) providing information and analysis of selected topics is planned. For more details on the statistical publications (special series) see *Census 86—Data Release Plans (2173.0)*

Users may also request non-standard census output from the ABS. For more details see *Census 86 — Special Data Services (2181.0)*. *The 1986 Census Dictionary (2174.0)* contains definitions of terms and explains concepts used in the collection, processing and output phases of the census.

The following information papers are being published:

Census 86 — New South Wales Publishing Information (2101.1)

Census 86 — Data Release Plans (2173.0)

The 1986 Census Dictionary (2174.0)

Catalogue of 1986 Census Tables (2175.0)

Census 86 — How Australia Takes a Census (2176.0)

Census 86 — Census Products Price List (2177.0)

Census 86 — Collection District Master File (2179.0)

Census 86 — Census Data for Microcomputers (2180.0)

Census 86 — Special Data Services (2181.0)

Census 86 — Australian Standard Classification of Occupations/Classification and Classified List of Occupations: Link (2182.0)

Census 86 — Maps (2183.0)

Census 86 — Sample Files on Magnetic Tape (2184.0)

Census 86 — Microfiche (2185.0)

Census 86 — Standard Tables on Magnetic Tape (2186.0)

Census 86 — Australian Standard Geographical Classification: Geographic Code List (2188.0)

11. Related ABS publications

Current publications produced by the ABS are listed in the *Catalogue of Publications, Australia (1101.0)*. The ABS also issues, on Tuesdays and Fridays, a *Publications Advice (1105.0)* which lists publications to be released in the immediate few days. The Catalogue and Publications Advice are available from any ABS office.

12. Electronic services

VIATEL. Key *656# for selected current economic, social and demographic statistics.

AUSSTATS. Thousands of up-to-date time series are available on this ABS on-line service through CSIRONET.

For further information phone the AUSSTATS Help Desk on (062) 52 6017.

TELESTATS. This service provides foreign trade statistics tailored to users' requirements.

Further information is available on (062) 52 5404.

TABLE C1 AGE AND SEX OF PERSONS IN STATISTICAL LOCAL AREAS ON 30 JUNE 1986 : WESTERN AUSTRALIA

SLA CODE	NAME	AGE											TOTAL
		0-4 ! YEARS !	5-14 ! YEARS !	15-19 ! YEARS !	20-24 ! YEARS !	25-34 ! YEARS !	35-44 ! YEARS !	45-54 ! YEARS !	55-59 ! YEARS !	60-64 ! YEARS !	65-69 ! YEARS !	70 YEARS ! OR MORE !	
0070	ALBANY (T)	MALES 498	1003	562	522	873	770	608	335	349	295	564	6401
		FEMALES 1018	2016	1131	1064	1783	1563	1239	683	758	645	1358	13258
0140	ALBANY (S)	MALES 441	847	426	246	728	712	422	176	193	139	179	4509
		FEMALES 835	1683	785	491	1476	1391	804	332	368	259	322	8746
0210	ARMADALE (C)	MALES 2024	4209	1910	1430	3012	3373	1943	721	576	405	764	20367
		FEMALES 1948	4090	1852	1482	3523	3373	1805	664	608	503	1033	20881
		PERSONS 3972	8299	3762	2912	6535	6746	3748	1385	1184	908	1797	41248
0280	AUGUSTA - MARGARET RIVER (S)	MALES 268	517	207	171	481	374	223	123	141	97	149	2751
		FEMALES 233	472	169	168	486	337	229	114	116	95	163	2582
		PERSONS 501	989	376	339	967	711	452	237	257	192	312	5333
0350	BASSENDEN (T)	MALES 498	951	555	571	1058	901	677	316	314	236	352	6429
		FEMALES 453	854	548	564	1085	844	706	348	292	231	482	6407
		PERSONS 951	1805	1103	1135	2143	1745	1383	664	606	467	834	12836
0420	BAYSWATER (S)	MALES 1504	3139	1981	1874	3160	2921	2349	1028	900	646	994	20496
		FEMALES 1383	2946	1924	1798	3276	3096	2267	1035	948	704	1458	20835
		PERSONS 2887	6085	3905	3672	6436	6017	4616	2063	1848	1350	2452	41331
0490	BELMONT (C)	MALES 947	1998	1300	1490	2233	1793	1642	882	746	541	835	14407
		FEMALES 940	1848	1295	1314	2163	1783	1771	866	780	617	1083	14460
		PERSONS 1887	3846	2595	2804	4396	3576	3413	1748	1526	1158	1918	28867
0560	BEVERLEY (S)	MALES 59	162	66	38	107	118	74	36	35	34	56	785
		FEMALES 57	121	41	38	124	93	75	38	22	29	72	710
		PERSONS 116	283	107	76	231	211	149	74	57	63	128	1495
0630	BODDINGTON (S)	MALES 39	84	39	35	94	77	48	18	15	10	22	481
		FEMALES 42	90	28	26	80	58	35	9	18	7	11	404
		PERSONS 81	174	67	61	174	135	83	27	33	17	33	885
0700	BOULDER (S)	MALES 668	1115	668	839	1380	995	604	285	203	131	260	7148
		FEMALES 629	1125	578	668	1109	762	481	186	167	141	323	6169
		PERSONS 1297	2240	1246	1507	2489	1757	1085	471	370	272	583	13317
0770	BOYUP BROOK (S)	MALES 81	180	69	49	117	132	95	42	33	28	53	879
		FEMALES 85	176	70	46	125	135	76	29	32	31	63	868
		PERSONS 166	356	139	95	242	267	171	71	65	59	116	1747

TABLE C1 AGE AND SEX OF PERSONS IN STATISTICAL LOCAL AREAS ON 30 JUNE 1986 : WESTERN AUSTRALIA—CONTINUED

SLA CODE	NAME	AGE											TOTAL
		0-4 YEARS	5-14 YEARS	15-19 YEARS	20-24 YEARS	25-34 YEARS	35-44 YEARS	45-54 YEARS	55-59 YEARS	60-64 YEARS	65-69 YEARS	70 YEARS OR MORE	
0840	BRIDGETOWN - GREENBUSHES (S)	162	317	143	109	273	229	173	72	83	39	100	1700
	MALES	163	284	115	97	266	226	140	73	71	50	108	1593
	FEMALES	325	601	258	206	539	455	313	145	154	89	208	3293
0910	BROOKTON (S)	60	108	55	39	91	83	46	29	17	15	37	580
	MALES	53	95	45	39	71	65	51	17	21	15	44	516
	FEMALES	113	203	100	78	162	148	97	46	38	30	81	1096
0980	BROOME (S)	384	808	299	322	681	608	359	165	178	145	129	4078
	MALES	363	780	274	320	724	491	345	172	160	98	127	3854
	FEMALES	747	1588	573	642	1405	1099	704	337	338	243	256	7932
1050	BROOMEHILL (S)	17	81	25	20	47	43	33	17	15	5	7	310
	MALES	31	65	20	11	42	32	44	8	11	4	5	273
	FEMALES	48	146	45	31	89	75	77	25	26	9	12	583
1120	BRUCE ROCK (S)	60	144	52	37	111	103	51	24	35	22	37	676
	MALES	51	125	34	31	98	78	59	26	28	21	53	604
	FEMALES	111	269	86	68	209	181	110	50	63	43	90	1280
1190	BUNBURY (C)	941	1928	1077	969	1822	1624	1075	502	468	344	707	11457
	MALES	967	1842	1031	874	1804	1544	1083	496	492	379	1062	11574
	FEMALES	1908	3770	2108	1843	3626	3168	2158	998	960	723	1769	23031
1260	BUSSELTON (S)	538	1117	499	370	880	759	519	278	319	262	555	6096
	MALES	474	1114	453	387	947	811	581	330	304	293	621	6315
	FEMALES	1012	2231	952	757	1827	1570	1100	608	623	555	1176	12411
1330	CANNING (C)	2593	4964	2862	2440	4902	4781	3150	1283	1083	634	1115	29807
	MALES	2499	4817	2770	2403	5414	4900	3095	1349	1131	864	1687	30929
	FEMALES	5092	9781	5632	4843	10316	9681	6245	2632	2214	1498	2802	60736
1400	CAPEL (S)	184	387	160	113	308	297	211	105	58	36	73	1932
	MALES	162	350	160	118	316	283	191	70	51	29	78	1808
	FEMALES	346	737	320	231	624	580	402	175	109	65	151	3740
1470	CARNAMAH (S)	71	124	62	90	209	120	74	25	22	10	18	825
	MALES	63	132	46	47	131	73	45	18	15	6	7	583
	FEMALES	134	256	108	137	340	193	119	43	37	16	25	1408
1540	CARNARVON (S)	364	1024	480	390	773	766	539	264	303	212	294	5409
	MALES	361	923	396	361	762	713	435	253	240	185	221	4850
	FEMALES	725	1947	876	751	1535	1479	974	517	543	397	515	10259

TABLE C1 AGE AND SEX OF PERSONS IN STATISTICAL LOCAL AREAS ON 30 JUNE 1986 : WESTERN AUSTRALIA-CONTINUED

SLA CODE	NAME	AGE											TOTAL
		0-4 ! YEARS !	5-14 ! YEARS !	15-19 ! YEARS !	20-24 ! YEARS !	25-34 ! YEARS !	35-44 ! YEARS !	45-54 ! YEARS !	55-59 ! YEARS !	60-64 ! YEARS !	65-69 ! YEARS !	70 YEARS ! OR MORE !	
1610	CHAPMAN VALLEY (S)	40	87	55	35	65	66	57	16	14	4	16	455
	MALES	28	73	34	31	46	64	44	10	8	4	12	354
	FEMALES	68	160	89	66	111	130	101	26	22	8	28	809
1680	CHITTERING (S)	51	152	74	47	96	98	94	39	29	19	30	729
	MALES	60	126	48	36	97	94	80	32	28	16	25	642
	FEMALES	111	278	122	83	193	192	174	71	57	35	55	1371
1750	CLAREMONT (T)	186	360	294	262	477	481	371	168	157	147	444	3347
	MALES	152	367	317	311	498	510	403	174	211	240	867	4050
	FEMALES	338	727	611	573	975	991	774	342	368	387	1311	7397
1820	COCKBURN (C)	1961	3759	1931	1729	3475	2884	2152	888	630	362	568	20339
	MALES	1837	3485	1971	1879	3611	3002	1997	732	610	439	809	20372
	FEMALES	3798	7244	3902	3608	7086	5886	4149	1620	1240	801	1377	40711
1890	COLLIE (S)	465	901	407	332	852	673	366	167	178	126	234	4701
	MALES	478	813	335	334	780	563	341	164	156	132	280	4376
	FEMALES	943	1714	742	666	1632	1236	707	331	334	258	514	9077
1960	COOLGARDIE (S)	290	510	236	288	560	407	242	76	64	26	37	2736
	MALES	264	445	178	199	472	317	140	49	26	22	18	2130
	FEMALES	554	955	414	487	1032	724	382	125	90	48	55	4866
2030	COOROW (S)	78	147	72	62	164	102	82	40	25	12	24	808
	MALES	95	153	45	49	138	100	62	32	13	15	22	724
	FEMALES	173	300	117	111	302	202	144	72	38	27	46	1532
2100	CORRIGIN (S)	67	116	55	53	131	113	69	26	25	22	52	729
	MALES	58	134	51	46	108	90	60	20	28	30	43	668
	FEMALES	125	250	106	99	239	203	129	46	53	52	95	1397
2170	COTTESLOE (T)	196	323	222	257	560	484	296	144	134	152	331	3099
	MALES	193	333	232	296	550	481	314	154	198	195	583	3529
	FEMALES	389	656	454	553	1110	965	610	298	332	347	914	6628
2240	CRANBROOK (S)	65	141	68	53	129	96	64	36	24	16	31	723
	MALES	69	110	44	34	105	77	55	18	19	15	17	563
	FEMALES	134	251	112	87	234	173	119	54	43	31	48	1286
2310	CUBALLING (S)	25	67	28	27	44	55	35	13	9	6	9	318
	MALES	41	63	28	16	40	52	33	9	8	8	7	305
	FEMALES	66	130	56	43	84	107	68	22	17	14	16	623

TABLE C1 AGE AND SEX OF PERSONS IN STATISTICAL LOCAL AREAS ON 30 JUNE 1986 : WESTERN AUSTRALIA-CONTINUED

SLA CODE	NAME	AGE											TOTAL
		0-4 YEARS	5-14 YEARS	15-19 YEARS	20-24 YEARS	25-34 YEARS	35-44 YEARS	45-54 YEARS	55-59 YEARS	60-64 YEARS	65-69 YEARS	70 YEARS OR MORE	
2380	CUE (S)	37	35	20	31	69	62	32	16	22	7	14	345
	MALES	33	35	17	29	56	24	17	12	3	10	5	241
	FEMALES	70	70	37	60	125	86	49	28	25	17	19	586
2450	CUNDERDIN (S)	71	112	63	54	111	105	64	26	25	11	42	684
	MALES	68	119	55	43	104	80	68	31	27	16	47	658
	FEMALES	139	231	118	97	215	185	132	57	52	27	89	1342
2520	DALWALLINU (S)	90	160	71	108	182	102	103	45	22	28	27	938
	MALES	90	147	59	71	127	93	83	35	26	12	31	774
	FEMALES	180	307	130	179	309	195	186	80	48	40	58	1712
2590	DANDARAGAN (S)	106	248	116	89	224	197	132	70	59	36	42	1319
	MALES	106	233	71	75	191	163	106	61	37	21	28	1092
	FEMALES	212	481	187	164	415	360	238	131	96	57	70	2411
2660	DARDANUP (S)	190	477	182	123	346	344	185	74	74	56	72	2123
	MALES	194	408	189	118	399	298	168	77	70	42	73	2036
	FEMALES	384	885	371	241	745	642	353	151	144	98	145	4159
2730	DENMARK (S)	131	239	108	76	192	195	135	61	80	84	103	1404
	MALES	129	233	74	74	203	173	145	81	81	61	120	1374
	FEMALES	260	472	182	150	395	368	280	142	161	145	223	2778
2800	DERBY - WEST KIMBERLEY (S)	361	652	370	426	792	572	335	172	141	103	130	4054
	MALES	349	568	305	357	631	370	248	122	107	76	102	3235
	FEMALES	710	1220	675	783	1423	942	583	294	248	179	232	7289
2870	DONNYBROOK - BALINGUP (S)	156	318	148	110	291	263	181	91	72	44	93	1767
	MALES	191	327	134	101	293	236	168	82	55	33	104	1724
	FEMALES	347	645	282	211	584	499	349	173	127	77	197	3491
2940	DOWERIN (S)	56	97	33	32	80	69	47	22	18	18	16	488
	MALES	50	84	40	21	81	55	38	30	14	13	14	440
	FEMALES	106	181	73	53	161	124	85	52	32	31	30	928
3010	DUMBLEYUNG (S)	65	104	37	31	101	65	53	24	20	11	16	527
	MALES	59	77	23	33	79	55	43	18	19	9	19	434
	FEMALES	124	181	60	64	180	120	96	42	39	20	35	961
3080	DUNDAS (S)	116	202	110	142	276	180	140	59	60	33	36	1354
	MALES	104	176	89	111	202	121	91	49	40	31	57	1071
	FEMALES	220	378	199	253	478	301	231	108	100	64	93	2425

TABLE C1 AGE AND SEX OF PERSONS IN STATISTICAL LOCAL AREAS ON 30 JUNE 1986 : WESTERN AUSTRALIA-CONTINUED

SLA CODE	NAME	AGE											TOTAL
		0-4 YEARS	5-14 YEARS	15-19 YEARS	20-24 YEARS	25-34 YEARS	35-44 YEARS	45-54 YEARS	55-59 YEARS	60-64 YEARS	65-69 YEARS	70 YEARS OR MORE	
3150	EAST FREMANTLE (T)	154	272	184	247	514	359	291	154	133	111	291	2710
	MALES	177	266	216	265	505	372	279	136	149	144	459	2968
	FEMALES	331	538	400	512	1019	731	570	290	282	255	750	5678
3220	EAST PILBARA (S)	482	786	351	563	1345	990	485	138	83	44	67	5334
	MALES	506	713	320	388	899	507	279	71	61	45	64	3853
	FEMALES	988	1499	671	951	2244	1497	764	209	144	89	131	9187
3290	ESPERANCE (S)	460	948	483	464	859	716	467	200	143	98	191	5029
	MALES	427	840	426	390	776	642	393	169	140	110	214	4527
	FEMALES	887	1788	909	854	1635	1358	860	369	283	208	405	9556
3360	EXMOUTH (S)	153	412	134	203	425	378	195	88	126	104	119	2337
	MALES	158	340	102	193	374	282	165	111	110	88	76	1999
	FEMALES	311	752	236	396	799	660	360	199	236	192	195	4336
3431	FREMANTLE (C) - INNER	6	15	19	34	73	62	48	39	24	17	37	374
	MALES	3	22	18	24	33	41	19	13	15	6	34	228
	FEMALES	9	37	37	58	106	103	67	52	39	23	71	602
3432	FREMANTLE (C) - REMDER	672	1290	896	1070	1964	1455	1171	684	606	460	848	11116
	MALES	610	1297	840	966	1799	1385	1088	630	639	451	1286	10991
	FEMALES	1282	2587	1736	2036	3763	2840	2259	1314	1245	911	2134	22107
3500	GERALDTON (T)	875	1624	929	829	1496	1205	933	469	351	284	486	9481
	MALES	796	1518	879	818	1562	1177	884	412	366	307	601	9320
	FEMALES	1671	3142	1808	1647	3058	2382	1817	881	717	591	1087	18801
3570	GINGIN (S)	119	343	125	73	230	245	135	81	76	52	75	1554
	MALES	105	274	111	83	229	196	135	75	60	42	55	1365
	FEMALES	224	617	236	156	459	441	270	156	136	94	130	2919
3640	GNOWANGERUP (S)	120	201	109	83	207	162	96	59	31	24	31	1123
	MALES	105	206	86	83	171	127	84	46	22	22	35	987
	FEMALES	225	407	195	166	378	289	180	105	53	46	66	2110
3710	GOOMALLING (S)	73	128	57	42	107	78	65	26	21	17	26	640
	MALES	59	113	38	32	105	66	47	21	20	17	31	549
	FEMALES	132	241	95	74	212	144	112	47	41	34	57	1189
3780	GOSNELLS (C)	3111	5944	2938	2385	5162	5034	2862	1023	770	558	827	30614
	MALES	2724	5631	2798	2393	5549	4870	2640	884	810	629	1068	29996
	FEMALES	5835	11575	5736	4778	10711	9904	5502	1907	1580	1187	1895	60610

TABLE C1 AGE AND SEX OF PERSONS IN STATISTICAL LOCAL AREAS ON 30 JUNE 1986 : WESTERN AUSTRALIA-CONTINUED

SLA CODE	NAME	AGE													TOTAL
		0-4 YEARS	5-14 YEARS	15-19 YEARS	20-24 YEARS	25-34 YEARS	35-44 YEARS	45-54 YEARS	55-59 YEARS	60-64 YEARS	65-69 YEARS	70 YEARS OR MORE			
3850	GREENOUGH (S)	265	679	276	197	463	464	291	135	96	64	78	3008		
	MALES	289	577	271	183	488	458	264	96	88	53	78	2845		
	FEMALES	554	1256	547	380	951	922	555	231	184	117	156	5853		
3920	HALLS CREEK (S)	174	334	132	131	232	205	120	59	61	53	50	1551		
	MALES	166	334	107	123	189	140	94	51	57	25	49	1335		
	FEMALES	340	668	239	254	421	345	214	110	118	78	99	2886		
3990	HARVEY (S)	513	926	402	348	859	684	410	195	174	126	228	4865		
	MALES	524	845	407	348	870	596	416	162	170	130	276	4744		
	FEMALES	1037	1771	809	696	1729	1280	826	357	344	256	504	9609		
4060	IRWIN (S)	73	201	78	76	172	142	85	40	59	44	40	1010		
	MALES	61	187	66	55	164	130	85	41	40	31	49	909		
	FEMALES	134	388	144	131	336	272	170	81	99	75	89	1919		
4130	JERRAMUNGUP (S)	72	142	65	68	154	105	77	28	35	11	14	771		
	MALES	78	138	34	46	139	73	53	26	21	6	12	626		
	FEMALES	150	280	99	114	293	178	130	54	56	17	26	1397		
4200	KALAMUNDA (S)	1792	3927	1928	1323	2996	3470	2160	825	613	439	695	20168		
	MALES	1748	3700	1859	1358	3293	3467	2099	693	634	500	1028	20379		
	FEMALES	3540	7627	3787	2681	6289	6937	4259	1518	1247	939	1723	40547		
4270	KALGOORLIE (T)	457	789	440	639	1041	820	528	189	132	110	256	5401		
	MALES	448	742	409	489	879	643	393	127	127	111	318	4686		
	FEMALES	905	1531	849	1128	1920	1463	921	316	259	221	574	10087		
4340	KATANNING (S)	204	387	213	183	381	312	200	86	78	47	102	2193		
	MALES	185	407	205	182	365	267	198	72	67	53	131	2132		
	FEMALES	389	794	418	365	746	579	398	158	145	100	233	4325		
4410	KELLERBERRIN (S)	61	123	64	52	113	91	67	31	33	11	43	689		
	MALES	53	114	50	50	109	77	66	32	31	20	64	666		
	FEMALES	114	237	114	102	222	168	133	63	64	31	107	1355		
4480	KENT (S)	59	113	49	47	94	71	59	17	12	6	4	531		
	MALES	60	110	34	36	85	67	40	9	3	6	4	454		
	FEMALES	119	223	83	83	179	138	99	26	15	12	8	985		
4550	KOJONUP (S)	110	243	108	103	192	175	111	60	42	39	58	1241		
	MALES	124	202	103	91	177	151	92	46	38	25	84	1133		
	FEMALES	234	445	211	194	369	326	203	106	80	64	142	2374		

TABLE C1 AGE AND SEX OF PERSONS IN STATISTICAL LOCAL AREAS ON 30 JUNE 1986 : WESTERN AUSTRALIA-CONTINUED

SLA CODE	NAME	AGE												TOTAL
		0-4 YEARS	5-14 YEARS	15-19 YEARS	20-24 YEARS	25-34 YEARS	35-44 YEARS	45-54 YEARS	55-59 YEARS	60-64 YEARS	65-69 YEARS	70 YEARS OR MORE		
4620	KONDININ (S)	56	144	47	61	113	108	62	40	15	4	14	664	
	MALES	58	114	38	35	112	66	64	20	9	4	15	535	
	FEMALES	114	258	85	96	225	174	126	60	24	8	29	1199	
4690	KOORDA (S)	28	60	27	31	74	52	42	22	7	5	13	361	
	MALES	32	54	26	19	65	37	42	12	5	4	13	309	
	FEMALES	60	114	53	50	139	89	84	34	12	9	26	670	
4760	KULIN (S)	61	122	55	45	104	81	67	27	18	15	19	614	
	MALES	56	103	35	36	92	75	39	21	19	12	15	503	
	FEMALES	117	225	90	81	196	156	106	48	37	27	34	1117	
4830	KWINANA (T)	649	1329	730	602	933	928	792	364	256	179	226	6988	
	MALES	601	1296	679	588	1011	995	805	285	289	200	288	7037	
	FEMALES	1250	2625	1409	1190	1944	1923	1597	649	545	379	514	14025	
4900	LAKE GRACE (S)	95	220	94	87	232	160	102	38	24	21	18	1091	
	MALES	124	189	68	78	167	120	90	31	24	20	18	929	
	FEMALES	219	409	162	165	399	280	192	69	48	41	36	2020	
4970	LAVERTON (S)	68	92	65	126	212	144	71	25	14	3	3	823	
	MALES	78	102	50	78	111	82	44	14	7	3	4	573	
	FEMALES	146	194	115	204	323	226	115	39	21	6	7	1396	
5040	LEONORA (S)	111	174	124	230	389	278	148	45	25	16	14	1554	
	MALES	103	169	60	109	187	103	69	25	11	12	14	862	
	FEMALES	214	343	184	339	576	381	217	70	36	28	28	2416	
5110	MANDURAH (S)	731	1700	653	497	1212	1156	740	526	645	513	965	9338	
	MALES	719	1473	630	505	1361	1148	805	673	597	552	1071	9534	
	FEMALES	1450	3173	1283	1002	2573	2304	1545	1199	1242	1065	2036	18872	
5180	MANJIMUP (S)	484	833	378	397	845	613	443	201	178	116	231	4719	
	MALES	440	830	359	353	773	557	370	163	155	119	235	4354	
	FEMALES	924	1663	737	750	1618	1170	813	364	333	235	466	9073	
5250	MEEKATHARRA (S)	75	116	63	121	207	123	67	35	17	14	14	852	
	MALES	74	89	58	67	121	74	42	15	19	10	10	579	
	FEMALES	149	205	121	188	328	197	109	50	36	24	24	1431	
5320	MELVILLE (C)	2285	4732	2846	2414	4714	4852	3552	1933	1683	1208	2072	32291	
	MALES	2265	4655	2929	2478	5205	4947	3918	2027	1835	1423	3158	34840	
	FEMALES	4550	9387	5775	4892	9919	9799	7470	3960	3518	2631	5230	67131	

TABLE C1 AGE AND SEX OF PERSONS IN STATISTICAL LOCAL AREAS ON 30 JUNE 1986 : WESTERN AUSTRALIA-CONTINUED

SLA CODE	NAME	AGE													TOTAL
		0-4 : YEARS	5-14 : YEARS	15-19 : YEARS	20-24 : YEARS	25-34 : YEARS	35-44 : YEARS	45-54 : YEARS	55-59 : YEARS	60-64 : YEARS	65-69 : YEARS	70 YEARS : OR MORE	170 YEARS : OR MORE		
5390	MENZIES (S)	16	28	13	36	49	40	21	11	9	4	5	232		
	MALES	12	21	17	11	22	12	15	5	7	-	1	123		
	FEMALES	28	49	30	47	71	52	36	16	16	4	6	355		
5460	MERREDIN (S)	182	352	169	196	350	284	186	95	75	46	72	2007		
	MALES	170	341	138	169	321	212	176	67	58	47	91	1790		
	FEMALES	352	693	307	365	671	496	362	162	133	93	163	3797		
5530	MINGENEW (S)	45	81	26	39	68	49	40	15	8	12	6	389		
	MALES	32	53	32	23	51	37	35	10	11	6	10	300		
	FEMALES	77	134	58	62	119	86	75	25	19	18	16	689		
5600	MOORA (S)	141	254	131	131	246	202	129	44	38	26	69	1411		
	MALES	124	237	104	108	201	168	123	35	38	28	56	1222		
	FEMALES	265	491	235	239	447	370	252	79	76	54	125	2633		
5670	MORAWA (S)	56	91	55	46	93	69	60	41	21	10	24	566		
	MALES	47	89	37	58	79	57	53	21	9	10	26	486		
	FEMALES	103	180	92	104	172	126	113	62	30	20	50	1052		
5740	MOSMAN PARK (T)	168	355	252	311	594	498	323	145	148	135	286	3215		
	MALES	171	390	272	303	520	501	334	139	188	171	484	3473		
	FEMALES	339	745	524	614	1114	999	657	284	336	306	770	6688		
5810	MOUNT MAGNET (S)	55	103	59	61	148	120	79	27	19	9	16	696		
	MALES	46	94	35	42	99	58	48	9	12	3	10	456		
	FEMALES	101	197	94	103	247	178	127	36	31	12	26	1152		
5880	MOUNT MARSHALL (S)	52	107	45	47	78	67	52	21	10	7	12	498		
	MALES	53	86	34	34	80	56	41	15	8	4	7	418		
	FEMALES	105	193	79	81	158	123	93	36	18	11	19	916		
5950	MUKINBUDIN (S)	39	95	38	37	72	49	53	26	9	6	11	435		
	MALES	41	57	31	27	66	46	46	15	4	5	13	351		
	FEMALES	80	152	69	64	138	95	99	41	13	11	24	786		
6020	MULLEWA (S)	84	130	69	73	110	92	90	37	19	11	24	739		
	MALES	64	151	74	69	93	68	66	24	13	11	17	650		
	FEMALES	148	281	143	142	203	160	156	61	32	22	41	1389		
6090	MUNDARING (S)	1116	2472	1101	716	1709	2155	1280	481	384	288	503	12205		
	MALES	1070	2238	1022	702	1984	2192	1155	459	374	331	683	12210		
	FEMALES	2186	4710	2123	1418	3693	4347	2435	940	758	619	1186	24415		

TABLE C1 AGE AND SEX OF PERSONS IN STATISTICAL LOCAL AREAS ON 30 JUNE 1986 : WESTERN AUSTRALIA-CONTINUED

SLA CODE	NAME	AGE													TOTAL
		0-4 YEARS	5-14 YEARS	15-19 YEARS	20-24 YEARS	25-34 YEARS	35-44 YEARS	45-54 YEARS	55-59 YEARS	60-64 YEARS	65-69 YEARS	70 YEARS OR MORE			
6160	MURCHISON (S)	4	27	12	11	18	10	13	7	3	1	2	108		
	MALES														
	FEMALES	8	20	10	5	9	8	9	2	2	1	1	75		
	PERSONS	12	47	22	16	27	18	22	9	5	2	3	183		
6230	MURRAY (S)	293	667	283	212	490	506	369	175	153	98	166	3412		
	MALES														
	FEMALES	295	630	253	198	513	491	312	165	124	88	153	3222		
	PERSONS	588	1297	536	410	1003	997	681	340	277	186	319	6634		
6300	NANNUP (S)	74	162	45	39	86	104	56	18	25	22	22	653		
	MALES														
	FEMALES	55	118	36	32	92	98	45	18	17	14	27	552		
	PERSONS	129	280	81	71	178	202	101	36	42	36	49	1205		
6370	NAREMBEEN (S)	62	121	54	48	128	78	61	31	26	9	27	645		
	MALES														
	FEMALES	58	82	28	55	104	68	57	24	16	11	20	523		
	PERSONS	120	203	82	103	232	146	118	55	42	20	47	1168		
6440	NARROGIN (T)	204	405	170	155	322	275	174	80	96	68	152	2101		
	MALES														
	FEMALES	170	339	217	174	344	247	176	88	115	78	217	2165		
	PERSONS	374	744	387	329	666	522	350	168	211	146	369	4266		
6510	NARROGIN (S)	34	93	22	34	49	70	30	15	11	6	15	379		
	MALES														
	FEMALES	26	71	23	22	57	59	33	19	8	3	7	328		
	PERSONS	60	164	45	56	106	129	63	34	19	9	22	707		
6580	NEDLANDS (C)	494	1117	727	731	1133	1192	913	376	458	420	1348	8909		
	MALES														
	FEMALES	471	1077	729	711	1173	1273	911	425	459	522	1963	9714		
	PERSONS	965	2194	1456	1442	2306	2465	1824	801	917	942	3311	18623		
6650	NORTHAM (T)	313	583	227	209	502	402	298	145	146	120	196	3141		
	MALES														
	FEMALES	289	605	247	241	519	364	269	142	161	128	271	3236		
	PERSONS	602	1188	474	450	1021	766	567	287	307	248	467	6377		
6720	NORTHAM (S)	108	227	126	80	193	191	139	77	58	48	41	1288		
	MALES														
	FEMALES	116	226	113	79	188	173	141	55	48	25	34	1198		
	PERSONS	224	453	239	159	381	364	280	132	106	73	75	2486		
6790	NORTHAMPTON (S)	192	663	241	148	380	460	285	101	98	84	93	2745		
	MALES														
	FEMALES	171	652	220	157	425	435	233	95	74	67	83	2612		
	PERSONS	363	1315	461	305	805	895	518	196	172	151	176	5357		
6860	NUNGARIN (S)	17	22	15	15	33	22	13	9	5	2	4	157		
	MALES														
	FEMALES	28	29	14	8	36	15	13	5	5	4	3	160		
	PERSONS	45	51	29	23	69	37	26	14	10	6	7	317		

TABLE C1 AGE AND SEX OF PERSONS IN STATISTICAL LOCAL AREAS ON 30 JUNE 1986 : WESTERN AUSTRALIA-CONTINUED

SLA CODE	NAME	AGE											TOTAL
		0-4 ! YEARS !	5-14 ! YEARS !	15-19 ! YEARS !	20-24 ! YEARS !	25-34 ! YEARS !	35-44 ! YEARS !	45-54 ! YEARS !	55-59 ! YEARS !	60-64 ! YEARS !	65-69 ! YEARS !	70 YEARS ! OR MORE !	
6930	PEPPERMINT GROVE (S)	21	83	59	50	48	84	76	37	34	30	56	578
	MALES	30	61	74	47	60	103	76	43	38	32	101	665
	FEMALES	51	144	133	97	108	187	152	80	72	62	157	1243
7000	PERENJORI (S)	44	80	50	57	87	57	45	21	15	11	11	478
	MALES	37	76	36	30	67	49	37	16	10	8	13	379
	FEMALES	81	156	86	87	154	106	82	37	25	19	24	857
7071	PERTH (C) - INNER	12	31	56	111	229	297	185	103	82	47	140	1293
	MALES	8	34	32	64	96	96	66	40	38	51	139	664
	FEMALES	20	65	88	175	325	393	251	143	120	98	279	1957
7072	PERTH (C) - NORTH	575	866	632	1112	2380	1213	836	500	485	341	910	9850
	MALES	533	900	714	1254	2135	1040	879	479	517	437	1420	10308
	FEMALES	1108	1766	1346	2366	4515	2253	1715	979	1002	778	2330	20158
7073	PERTH (C) - OUTER	304	513	595	1115	1884	1205	895	459	446	313	634	8363
	MALES	289	441	604	972	1395	656	540	275	303	287	889	6651
	FEMALES	593	954	1199	2087	3279	1861	1435	734	749	600	1523	15014
7074	PERTH (C) - SOUTH	629	956	835	1301	2305	1248	952	601	605	502	1283	11217
	MALES	579	934	864	1386	1924	1070	981	656	701	662	2631	12388
	FEMALES	1208	1890	1699	2687	4229	2318	1933	1257	1306	1164	3914	23605
7075	PERTH (C) - WEMBLEY-COASTAL	542	1077	794	782	1247	1137	1034	518	516	406	846	8899
	MALES	540	1065	750	723	1322	1305	1136	557	605	510	1263	9776
	FEMALES	1082	2142	1544	1505	2569	2442	2170	1075	1121	916	2109	18675
7140	PINGELLY (S)	68	106	58	44	105	89	60	22	27	16	42	637
	MALES	62	120	43	44	94	79	53	17	30	19	49	610
	FEMALES	130	226	101	88	199	168	113	39	57	35	91	1247
7210	PLANTAGENET (S)	178	370	198	143	333	309	212	89	86	47	100	2065
	MALES	177	370	137	130	295	246	194	95	65	44	105	1858
	FEMALES	355	740	335	273	628	555	406	184	151	91	205	3923
7280	PORT HEDLAND (S)	772	1240	492	673	1480	1273	662	221	164	108	128	7213
	MALES	669	1195	465	575	1320	891	415	166	130	85	117	6028
	FEMALES	1441	2435	957	1248	2800	2164	1077	387	294	193	245	13241
7350	QUAIRADING (S)	63	88	33	37	113	76	64	36	20	13	42	585
	MALES	57	122	36	34	101	64	59	30	18	14	45	580
	FEMALES	120	210	69	71	214	140	123	66	38	27	87	1165

TABLE C1 AGE AND SEX OF PERSONS IN STATISTICAL LOCAL AREAS ON 30 JUNE 1986 : WESTERN AUSTRALIA-CONTINUED

SLA CODE	NAME	AGE											TOTAL
		0-4 YEARS	5-14 YEARS	15-19 YEARS	20-24 YEARS	25-34 YEARS	35-44 YEARS	45-54 YEARS	55-59 YEARS	60-64 YEARS	65-69 YEARS	70 YEARS OR MORE	
7420	RAVENSTHORPE (S)	67	176	68	54	126	119	102	34	23	13	32	814
	MALES	56	129	37	56	98	110	71	22	16	11	33	639
	FEMALES	123	305	105	110	224	229	173	56	39	24	65	1453
7490	ROCKINGHAM (S)	1369	2886	1328	1086	2279	2171	1590	701	742	619	921	15692
	MALES	1284	2802	1245	1103	2531	2128	1496	754	741	659	1160	15903
	FEMALES	2653	5688	2573	2189	4810	4299	3086	1455	1483	1278	2081	31595
7560	ROEBOURNE (S)	834	1476	657	888	2101	1836	822	252	151	102	93	9212
	MALES	862	1481	551	695	1778	1174	493	156	130	88	84	7492
	FEMALES	1696	2957	1208	1583	3879	3010	1315	408	281	190	177	16704
7630	SANDSTONE (S)	4	18	5	6	14	17	6	3	6	4	3	86
	MALES	11	13	6	9	11	10	4	2	3	-	2	71
	FEMALES	15	31	11	15	25	27	10	5	9	4	5	157
7700	SERPENTINE - JARRAHDALE (S)	265	687	313	240	510	571	352	150	138	79	103	3408
	MALES	264	657	264	203	499	457	330	121	88	64	115	3062
	FEMALES	529	1344	577	443	1009	1028	682	271	226	143	218	6470
7770	SHARK BAY (S)	59	298	98	47	144	261	144	76	61	47	58	1293
	MALES	69	294	87	49	148	246	112	47	48	36	41	1177
	FEMALES	128	592	185	96	292	507	256	123	109	83	99	2470
7840	SOUTH PERTH (C)	842	1459	1154	1861	3038	2030	1273	697	758	616	1382	15110
	MALES	744	1425	1329	2007	3092	2000	1463	844	942	920	2750	17516
	FEMALES	1586	2884	2483	3868	6130	4030	2736	1541	1700	1536	4132	32626
7911	STIRLING (C) - CENTRAL	3156	6221	4505	4953	7133	5778	5208	2464	2041	1391	2482	45332
	MALES	3019	6248	4512	5120	7228	6305	5532	2467	2230	1722	4177	48560
	FEMALES	6175	12469	9017	10073	14361	12083	10740	4931	4271	3113	6659	93892
7912	STIRLING (C) - WEST	1487	3153	2431	2550	4009	3290	2889	1427	1218	859	1539	24852
	MALES	1402	3104	2232	2363	3792	3637	3148	1422	1277	1128	2421	25926
	FEMALES	2889	6257	4663	4913	7801	6927	6037	2849	2495	1987	3960	50778
7913	STIRLING (C) - SOUTH-EASTERN	547	740	635	1186	2158	1382	859	423	498	365	897	9690
	MALES	532	748	802	1221	1953	1119	779	435	493	474	1771	10327
	FEMALES	1079	1488	1437	2407	4111	2501	1638	858	991	839	2668	20017
7980	SUBIACO (C)	437	652	470	921	1589	1011	555	235	244	204	543	6861
	MALES	355	536	593	1124	1755	1009	569	276	292	304	1152	7965
	FEMALES	792	1188	1063	2045	3344	2020	1124	511	536	508	1695	14826

TABLE C1 AGE AND SEX OF PERSONS IN STATISTICAL LOCAL AREAS ON 30 JUNE 1986 : WESTERN AUSTRALIA-CONTINUED

SLA CODE	NAME	AGE											TOTAL
		0-4 YEARS	5-14 YEARS	15-19 YEARS	20-24 YEARS	25-34 YEARS	35-44 YEARS	45-54 YEARS	55-59 YEARS	60-64 YEARS	65-69 YEARS	70 YEARS OR MORE	
8050	SWAN (S)	1878 1751 3629	3265 3024 6289	1737 1581 3318	1526 1735 3261	3299 3394 6693	2593 2488 5081	1725 1656 3381	790 727 1517	627 650 1277	466 511 977	844 1116 1960	18750 18633 37383
8120	TAMBELLUP (S)	53 32 85	104 67 171	42 33 75	54 42 96	88 68 156	50 45 95	58 43 101	21 16 37	13 16 29	12 10 22	22 20 42	517 392 909
8190	TAMMIN (S)	14 27 41	70 55 125	27 13 40	18 15 33	50 31 81	31 36 67	29 30 59	18 8 26	12 10 22	8 10 18	15 16 31	292 251 543
8260	THREE SPRINGS (S)	50 34 84	118 111 229	54 42 96	42 33 75	92 88 180	87 60 147	52 31 83	15 16 31	20 12 32	10 6 16	24 17 41	564 450 1014
8330	TOODYAY (S)	103 86 189	164 171 335	69 56 125	55 49 104	129 160 289	142 121 263	88 102 190	58 39 97	39 29 68	27 26 53	44 41 85	918 880 1798
8400	TRAYNING (S)	30 28 58	54 63 117	32 16 48	29 22 51	50 47 97	41 35 76	26 28 54	11 16 27	18 9 27	7 8 15	14 12 26	312 284 596
8470	UPPER GASCOYNE (S)	11 10 21	31 28 59	23 9 32	14 9 23	25 19 44	20 14 34	14 7 21	6 3 9	6 1 7	3 3 6	6 - 6	159 103 262
8540	VICTORIA PLAINS (S)	58 49 107	98 118 216	66 48 114	51 33 84	95 86 181	90 86 176	80 58 138	24 20 44	26 14 40	14 8 22	33 13 46	635 533 1168
8610	WAGIN (S)	120 103 223	211 180 391	83 67 150	66 48 114	180 183 363	170 122 292	96 74 170	45 45 90	45 44 89	39 38 77	57 79 136	1112 983 2095
8680	WANDERING (S)	17 18 35	52 60 112	19 16 35	17 14 31	31 30 61	36 27 63	18 16 34	13 6 19	9 10 19	4 3 7	6 8 14	222 208 430
8750	WANNEROD (C)	6681 6383 13064	13685 12903 26588	5472 5114 10586	3580 3977 7557	10786 12746 23532	11857 11555 23412	5252 4627 9879	1628 1656 3284	1318 1494 2812	1015 1190 2205	1388 1746 3134	62662 63391 126053

TABLE C1 AGE AND SEX OF PERSONS IN STATISTICAL LOCAL AREAS ON 30 JUNE 1986 : WESTERN AUSTRALIA - CONTINUED

SLA CODE	NAME	AGE													TOTAL
		0-4 YEARS	5-14 YEARS	15-19 YEARS	20-24 YEARS	25-34 YEARS	35-44 YEARS	45-54 YEARS	55-59 YEARS	60-64 YEARS	65-69 YEARS	70 YEARS OR MORE			
9590	YALGOO (S)	14	32	21	11	33	30	16	10	4	2	4	177		
	MALES	18	22	6	6	17	19	11	6	2	1	3	111		
	FEMALES	32	54	27	17	50	49	27	16	6	3	7	288		
9660	YILGARN (S)	102	170	106	128	256	181	131	50	34	11	35	1204		
	MALES	85	156	66	82	165	135	70	24	21	13	37	854		
	FEMALES	187	326	172	210	421	316	201	74	55	24	72	2058		
9730	YORK (S)	112	213	90	70	154	167	99	69	47	36	87	1144		
	MALES	98	220	86	52	169	152	101	60	51	55	89	1133		
	FEMALES	210	433	176	122	323	319	200	129	98	91	176	2277		
9779	OFF-SHORE AREAS & MIGRATORY	11	73	126	385	821	657	354	142	61	28	38	2696		
	MALES	7	39	46	67	95	48	63	31	26	28	24	474		
	FEMALES	18	112	172	452	916	705	417	173	87	56	62	3170		
	PERSONS														
	TOTAL WESTERN AUSTRALIA	58480	115978	61813	60295	120152	105897	70068	31368	27395	19964	36159	707569		
	MALES	55538	110121	58773	58471	119262	99197	65996	29600	27731	22659	52012	699360		
	FEMALES	114018	226099	120586	118766	239414	205094	136064	60968	55126	42623	88171	1406929		
	PERSONS														

TABLE C2 AGE AND SEX OF PERSONS IN STATISTICAL DIVISIONS ON 30 JUNE 1986 : WESTERN AUSTRALIA

SD CODE	NAME	AGE											TOTAL
		0-4 YEARS	5-14 YEARS	15-19 YEARS	20-24 YEARS	25-34 YEARS	35-44 YEARS	45-54 YEARS	55-59 YEARS	60-64 YEARS	65-69 YEARS	70 YEARS OR MORE	
05	PERTH STAT DIV	39101	77430	43692	42260	81563	73490	49653	22187	19367	14191	26504	489438
	FEMALES	36958	74194	42981	43134	85114	73000	48884	21765	20579	17121	41304	505034
	PERSONS	76059	151624	86673	85394	166677	146490	98537	43952	39946	31312	67808	994472
10	SOUTH WEST STAT DIV	5201	10691	4754	3923	9072	7929	5157	2621	2642	1946	3728	57664
	FEMALES	5099	9916	4435	3772	9227	7492	5020	2660	2454	2026	4398	56499
	PERSONS	10300	20607	9189	7695	18299	15421	10177	5281	5096	3972	8126	114163
15	LOWR GREAT STRHN ST DIV	1988	3917	1995	1620	3453	3031	2104	996	965	730	1220	22019
	FEMALES	1910	3793	1715	1534	3334	2760	1981	930	932	719	1475	21083
	PERSONS	3898	7710	3710	3154	6787	5791	4085	1926	1897	1449	2695	43102
20	UPPR GREAT STRHN ST DIV	1086	2149	890	798	1875	1612	1028	472	386	271	534	11101
	FEMALES	1022	1890	792	709	1694	1324	935	368	406	286	594	10020
	PERSONS	2108	4039	1682	1507	3569	2936	1963	840	792	557	1128	21121
25	MIDLANDS STAT DIV	2311	4647	2147	1923	4201	3529	2483	1211	968	665	1166	25251
	FEMALES	2181	4378	1711	1623	3851	2969	2251	992	824	627	1237	22644
	PERSONS	4492	9025	3858	3546	8052	6498	4734	2203	1792	1292	2403	47895
30	SOUTH EASTERN STAT DIV	2253	4034	2207	2818	4892	3699	2323	924	673	434	834	25091
	FEMALES	2121	3749	1844	2111	3856	2792	1697	646	541	441	982	20780
	PERSONS	4374	7783	4051	4929	8748	6491	4020	1570	1214	875	1816	45871
35	CENTRAL STAT DIV	2752	6345	2973	2673	5403	4839	3272	1513	1329	991	1398	33488
	FEMALES	2590	5822	2624	2422	5082	4257	2754	1264	1132	878	1323	30148
	PERSONS	5342	12167	5597	5095	10485	9096	6026	2777	2461	1869	2721	63636
40	PILBARA STAT DIV	2504	4327	1931	2636	6289	5122	2497	771	484	323	347	27231
	FEMALES	2455	4119	1679	1991	4849	3168	1471	471	414	261	320	21198
	PERSONS	4959	8446	3610	4627	11138	8290	3968	1242	898	584	667	48429
45	KIMBERLEY STAT DIV	1273	2365	1098	1259	2583	1989	1197	531	520	385	390	13590
	FEMALES	1195	2221	946	1108	2160	1387	940	473	423	272	355	11480
	PERSONS	2468	4586	2044	2367	4743	3376	2137	1004	943	657	745	25070
85	OFF-SHORE AREAS AND MIGRATORY STAT DIV	11	73	126	385	821	657	354	142	61	28	38	2696
	MALES	7	39	46	67	95	48	63	31	26	28	24	474
	PERSONS	18	112	172	452	916	705	417	173	87	56	62	3170
	TOTAL WESTERN AUSTRALIA	58480	115978	61813	60295	120152	105897	70068	31368	27395	19964	36159	707569
	FEMALES	55538	110121	58773	58471	119262	99197	65996	29600	27731	22659	52012	699360
	PERSONS	114018	226099	120586	118766	239414	205094	136064	60968	55126	42623	88171	1406929

APPENDIX A

CENSUS GEOGRAPHIC AREAS — DEFINITIONS

A. AUSTRALIAN STANDARD GEOGRAPHICAL CLASSIFICATION (ASGC)

The *Australian Standard Geographical Classification* (1216.0) is a new geographic classification used for the dissemination of 1986 Census data. It incorporates a number of hierarchic structures of geographic areas (also referred to as 'spatial units') and defines the individual structures and the area types of which each structure is composed. Each geographic area in the classification is identified by a unique numeric code.

The ASGC has been adopted as the standard geographic classification for ABS output. This will ensure greater comparability of statistics within the ABS and a standardisation of terminology.

Abbreviated definitions of the ASGC geographic areas which are used in 1986 Census output follow below. More detailed definitions can be found in *The 1986 Census Dictionary* (2174.0) or *Census 86 — Australian Standard Geographical Classification: Geographic Code List* (2188.0).

Collection districts (CDs)

These are the smallest type of geographic area in the ASGC and are the building blocks of which all other ASGC geographic areas are composed. They have been designed for use in population censuses and, in aggregate, cover the whole of Australia without gaps or overlaps.

Statistical subdivisions (SSDs)

These consist of one or more SLAs and cover, in aggregate, the whole of Australia without gaps or overlaps. They are used as an intermediate level, general purpose regional type geographic area.

States and Territories (S/Ts)

These consist of two or more SDs and cover the whole of Australia (as defined for statistical purposes) without gaps or overlaps. They encompass the geographic areas of the six Australian States and two mainland Territories.

Statistical districts (S DISTs)

These consist of one or more SSDs and represent large urban areas of Australia outside State capital city SDs. Because of their nature they can and, in some cases, do straddle SD and S/T boundaries. An example is the 'Gold Coast-Tweed' Statistical District which encompasses an urban area which lies partly in the State of Queensland and partly in the State of New South Wales.

Legal local government areas (legal LGAs)

These are the geographical areas of incorporated local government councils, such as towns and shires, and consist of one or more SLAs. In aggregate, these cover only

part of Australia. (The major areas of Australia not governed by incorporated local government councils include the northern parts of South Australia, most of the Northern Territory and all of the Australian Capital Territory.) Legal LGAs can, and sometimes do, straddle SSD, S DIST and SD boundaries. An example is 'Tweed Shire' in New South Wales. The predominantly urban part of this Shire is treated as an SLA as well as an SSD in its own right, and constitutes the New South Wales part of the 'Gold Coast-Tweed' Statistical District. The predominantly rural remainder of this Shire constitutes a separate SLA outside the 'Gold Coast-Tweed' Statistical District and lies within a different SSD.

Statistical regions (SRs)

These consist of one or more SLAs and cover, in aggregate, the whole of Australia without gaps or overlaps. They were designed primarily as geographic areas containing sufficient population to be suitable for the presentation of both population census and labour force statistics, within the frameworks for standard statistical outputs from these collections. The smallest region in terms of population is the Northern Territory, which was expected to have a population of around 148,000 at the time of the 1986 Census.

Major statistical regions (MSRs)

These consist of one or more SRs and cover, in aggregate, the whole of Australia without gaps or overlaps. They do not cross State or Territory boundaries and serve the same purpose as SRs, though at a broader geographic (i.e. Capital City SD versus Balance of State) level. (However, even this dissection could not, due to population size limitations, be implemented in the case of Tasmania, the Northern Territory and the Australian Capital Territory, each of which equates with an MSR.)

Urban centres and (rural) localities (UC/Ls)

These consist of one or more adjoining whole CDs with urban characteristics and represent, in the case of rural localities, population clusters of between 200 and 999 people and, in the case of urban centres, population clusters of 1,000 or more people (including known holiday resorts of smaller size). Because of their nature they can, and sometimes do, straddle SLA, legal LGA, SSD and other ASGC geographic area boundaries.

Section of State

Within a State or Territory, each section of State represents an aggregation of non-contiguous geographic areas with particular urban or rural characteristics. The sections of State within each State and Territory are the following:

Major Urban — all urban centres with a population of 100,000 and over;

Other Urban — all urban centres with a population of 1,000 to 99,999 and known holiday resorts of less population if they contain 250 or more dwellings of which at least 100 are occupied on census night;

Locality — all population clusters of 200 to 999 persons; and

Rural Balance — the remainder of the State/Territory.

The above section of State categories can be used in conjunction with other CD-based ASGC geographic

areas to show section of State components within, say, statistical subdivisions or statistical divisions.

In addition to the above section of State categories, persons who were enumerated on off-shore oil rigs, drilling platforms and the like, aboard ship in Australian waters, or on an overnight journey by train or bus, were included in an additional category, Off-Shore Areas and Migratory. There is one such category for each State and the Northern Territory.

B. NON-ASGC AREAS

Census data are also available for Commonwealth and State electoral divisions and postcode areas.

APPENDIX B

IN CONFIDENCE
REDUCED
SIZE



AUSTRALIA
AUSTRALIAN BUREAU OF STATISTICS

Census Form 1

State	
Div.	
S. Div.	
C. D.	
Rec. No.	

30 JUNE 1986

Census 86



Household Form

Dear Householder,

Census Night is on Monday, 30 June 1986.

The Census is like a stocktake of our nation carried out at the one time, Census Night. Statistics from it show how many people there are in each part of Australia, what they do and how they live. The Census is the only practical way to get this information and is essential for planning our future.

So the Census helps to make a better Australia.

The Census is authorised by the *Census and Statistics Act 1905* which provides for the compulsory completion of this form and its return to your Census Collector. The same Act also protects your privacy. It forbids the publication of, or passing to anyone outside the Statistics Bureau, any information or statistics that could identify any person. Under no circumstances are any names or addresses kept.

To help you, below is an easy guide to filling in your Census Form. Use it with your Census 86 booklet.

Who to include on your form.

In question 1, list all persons (INCLUDING VISITORS) who spent the night of Monday, 30 June 1986, in this household. Include any persons who returned on Tuesday, 1 July 1986, without having been counted somewhere else. USE ONE COLUMN FOR EACH PERSON.

If there are more than 8 persons in this household, ask your Census Collector for extra Personal Forms.

What is a Household?

Persons living and eating together as a domestic unit are a household. A person who lives alone is also a household. If there is more than one household at this address, ask your Census Collector for as many extra Household Forms as you need. A SEPARATE FORM MUST BE USED FOR EACH HOUSEHOLD.

How to answer each question.

Please use black or blue ball point pen, or ink.

Read everything carefully. Give your answer, then go to the next question.

Most questions only need a tick in the answer box. Numbers and letters alongside the boxes are only for processing purposes.

If you do not know the exact answer, give the best answer you can.

Your privacy.

If any person in this household prefers a separate Census Form for privacy reasons, ask your Census Collector for a Personal Form and a Privacy Envelope. For that person, enter name, sex, relationship to Person 1 and write "P.F." in the age question on this form. The completed Personal Form should be sealed in the envelope and given unopened to the collector.

You may also ask for a Privacy Envelope if you do not want your collector to see your completed Census Form.

Finished?

After filling in the Census Form, please sign it and write the household address in the address panel below.

Your collector will return as soon as possible after Monday, 30 June 1986, for the completed Census Form.

If you have any difficulty filling out this form, please refer to your Census 86 booklet. If you still have a problem, ask your Census Collector for help or phone the Census Hotline on _____.

Thank you for your help.

AUSTRALIAN STATISTICIAN

Signature of Person _____	
Address: No. and street _____	
Suburb, town or locality _____	
Postcode _____	Date _____

OFFICE USE ONLY		
SEF	01	
AC		
COLLECTOR'S USE ONLY		
Males	Females	Persons

Signature of Collector _____

Please complete one separate column for each person.

For each person who uses a Personal Form for privacy reasons, complete questions 1, 2 and 4 and write "P.F." in question 3 on this Form.

	PERSON 1	PERSON 2	PERSON 3
1. Name of each person (INCLUDING VISITORS) who spent the night of Monday, 30 June 1986 in this household: <ul style="list-style-type: none"> Record details for all adults, children, babies and VISITORS. Include any person who returned on Tuesday, 1 July 1986, without having been counted elsewhere. Enter the householder or any adult household member as "Person 1" and, if present, the spouse/partner as "Person 2". 	Christian or given name Surname	Christian or given name Surname	Christian or given name Surname
2. Sex: <ul style="list-style-type: none"> Tick one box for each person (for example <input checked="" type="checkbox"/>). 	7 <input type="checkbox"/> Male 8 <input type="checkbox"/> Female	7 <input type="checkbox"/> Male 8 <input type="checkbox"/> Female	7 <input type="checkbox"/> Male 8 <input type="checkbox"/> Female
3. Age: <ul style="list-style-type: none"> In years and completed months. If age is less than one year write "0" years and the number of completed months. years..... months years..... months years..... months

4. What is each person's relationship to Person 1/Person 2? <ul style="list-style-type: none"> Examples of other relationships: mother, son-in-law, granddaughter, uncle, boarder, visitor, co-tenant, flatmate, etc. Tick one box for each person (for example A <input checked="" type="checkbox"/>). 	Person 1 <input type="checkbox"/> <input type="checkbox"/>	A <input type="checkbox"/> Husband/Wife of Person 1 B <input type="checkbox"/> De facto partner of Person 1 D <input type="checkbox"/> Child of Person 1 E <input type="checkbox"/> Stepchild of Person 1 G <input type="checkbox"/> Other relationship to Person 1 Please state..... <input type="checkbox"/> <input type="checkbox"/>	C <input type="checkbox"/> Child of both Person 1 and Person 2 D <input type="checkbox"/> Child of Person 1 only F <input type="checkbox"/> Child of Person 2 only G <input type="checkbox"/> Other relationship to Person 1 Please state..... <input type="checkbox"/> <input type="checkbox"/>
5. What is each person's present marital status?	1 <input type="checkbox"/> Never married 2 <input type="checkbox"/> Married 3 <input type="checkbox"/> Separated but not divorced 4 <input type="checkbox"/> Divorced 5 <input type="checkbox"/> Widowed	1 <input type="checkbox"/> Never married 2 <input type="checkbox"/> Married 3 <input type="checkbox"/> Separated but not divorced 4 <input type="checkbox"/> Divorced 5 <input type="checkbox"/> Widowed	1 <input type="checkbox"/> Never married 2 <input type="checkbox"/> Married 3 <input type="checkbox"/> Separated but not divorced 4 <input type="checkbox"/> Divorced 5 <input type="checkbox"/> Widowed
6. Where does each person usually live? <ul style="list-style-type: none"> "Usual" residence is that address at which a person has lived or intends to live for a total of 6 months or more in 1986. For persons who now have no usual residence, regard this dwelling as their usual residence and tick box 7. For boarders at boarding school or college, give address of school or college. If usual residence is overseas, tick box 8 and write "O/S". → 	7 <input type="checkbox"/> At the address shown on the front of this form 8 <input type="checkbox"/> Elsewhere If "Elsewhere" tick box 8 and print usual address. No. and street Suburb, town or locality Name of local council State..... Postcode <input type="checkbox"/> <input type="checkbox"/> <input type="checkbox"/> <input type="checkbox"/> <input type="checkbox"/>	7 <input type="checkbox"/> At the address shown on the front of this form 8 <input type="checkbox"/> Elsewhere If "Elsewhere" tick box 8 and print usual address. No. and street Suburb, town or locality Name of local council State..... Postcode <input type="checkbox"/> <input type="checkbox"/> <input type="checkbox"/> <input type="checkbox"/> <input type="checkbox"/>	7 <input type="checkbox"/> At the address shown on the front of this form 8 <input type="checkbox"/> Elsewhere If "Elsewhere" tick box 8 and print usual address. No. and street Suburb, town or locality Name of local council State..... Postcode <input type="checkbox"/> <input type="checkbox"/> <input type="checkbox"/> <input type="checkbox"/> <input type="checkbox"/>
7. Where was each person's usual residence one year ago (i.e. at 30 June 1985)? <ul style="list-style-type: none"> If the person is less than one year old, write "N/A". For persons who had no usual residence on 30 June 1985, give the address at which they were then living. If usual residence was overseas, tick box 2 and write "O/S". → 	1 <input type="checkbox"/> Same as in question 6 2 <input type="checkbox"/> Elsewhere If "Elsewhere" tick box 2 and print usual address one year ago. No. and street Suburb, town or locality Name of local council State..... Postcode <input type="checkbox"/> <input type="checkbox"/> <input type="checkbox"/> <input type="checkbox"/> <input type="checkbox"/>	1 <input type="checkbox"/> Same as in question 6 2 <input type="checkbox"/> Elsewhere If "Elsewhere" tick box 2 and print usual address one year ago. No. and street Suburb, town or locality Name of local council State..... Postcode <input type="checkbox"/> <input type="checkbox"/> <input type="checkbox"/> <input type="checkbox"/> <input type="checkbox"/>	1 <input type="checkbox"/> Same as in question 6 2 <input type="checkbox"/> Elsewhere If "Elsewhere" tick box 2 and print usual address one year ago. No. and street Suburb, town or locality Name of local council State..... Postcode <input type="checkbox"/> <input type="checkbox"/> <input type="checkbox"/> <input type="checkbox"/> <input type="checkbox"/>
8. Where was each person's usual residence five years ago (i.e. at 30 June 1981)? <ul style="list-style-type: none"> If the person is less than five years old, write "N/A". For persons who had no usual residence on 30 June 1981, give the address at which they were then living. If usual residence was overseas, tick box 5 and write "O/S". → 	3 <input type="checkbox"/> Same as in question 6 4 <input type="checkbox"/> Same as in question 7 5 <input type="checkbox"/> Elsewhere If "Elsewhere" tick box 5 and print usual address five years ago. No. and street Suburb, town or locality Name of local council State..... Postcode <input type="checkbox"/> <input type="checkbox"/> <input type="checkbox"/> <input type="checkbox"/> <input type="checkbox"/>	3 <input type="checkbox"/> Same as in question 6 4 <input type="checkbox"/> Same as in question 7 5 <input type="checkbox"/> Elsewhere If "Elsewhere" tick box 5 and print usual address five years ago. No. and street Suburb, town or locality Name of local council State..... Postcode <input type="checkbox"/> <input type="checkbox"/> <input type="checkbox"/> <input type="checkbox"/> <input type="checkbox"/>	3 <input type="checkbox"/> Same as in question 6 4 <input type="checkbox"/> Same as in question 7 5 <input type="checkbox"/> Elsewhere If "Elsewhere" tick box 5 and print usual address five years ago. No. and street Suburb, town or locality Name of local council State..... Postcode <input type="checkbox"/> <input type="checkbox"/> <input type="checkbox"/> <input type="checkbox"/> <input type="checkbox"/>

<p>9. Is the person of Aboriginal or Torres Strait Islander origin?</p> <ul style="list-style-type: none"> For persons of mixed origin, indicate the one to which they consider themselves to belong. 	<p>4 <input type="checkbox"/> No 5 <input type="checkbox"/> Yes, Aboriginal 6 <input type="checkbox"/> Yes, Torres Strait Islander</p>	<p>4 <input type="checkbox"/> No 5 <input type="checkbox"/> Yes, Aboriginal 6 <input checked="" type="checkbox"/> Yes, Torres Strait Islander</p>	<p>4 <input type="checkbox"/> No 5 <input type="checkbox"/> Yes, Aboriginal 6 <input type="checkbox"/> Yes, Torres Strait Islander</p>
<p>10. Where was each person born?</p>	<p>1 <input type="checkbox"/> Australia 2 <input type="checkbox"/> Overseas ↓ Print country of birth <input type="text"/> <input type="text"/></p>	<p>1 <input type="checkbox"/> Australia 2 <input type="checkbox"/> Overseas ↓ Print country of birth <input type="text"/> <input type="text"/></p>	<p>1 <input type="checkbox"/> Australia 2 <input type="checkbox"/> Overseas ↓ Print country of birth <input type="text"/> <input type="text"/></p>
<p>11. When did the person first arrive in Australia?</p>	<p>Year 19.....</p>	<p>Year 19.....</p>	<p>Year 19.....</p>
<p>12. Where was each person's father born?</p>	<p>3 <input type="checkbox"/> Australia 4 <input type="checkbox"/> Overseas ↓ Print father's country of birth <input type="text"/> <input type="text"/></p>	<p>3 <input type="checkbox"/> Australia 4 <input type="checkbox"/> Overseas ↓ Print father's country of birth <input type="text"/> <input type="text"/></p>	<p>3 <input type="checkbox"/> Australia 4 <input type="checkbox"/> Overseas ↓ Print father's country of birth <input type="text"/> <input type="text"/></p>
<p>13. Where was each person's mother born?</p>	<p>5 <input type="checkbox"/> Australia 6 <input type="checkbox"/> Overseas ↓ Print mother's country of birth <input type="text"/> <input type="text"/></p>	<p>5 <input type="checkbox"/> Australia 6 <input type="checkbox"/> Overseas ↓ Print mother's country of birth <input type="text"/> <input type="text"/></p>	<p>5 <input type="checkbox"/> Australia 6 <input type="checkbox"/> Overseas ↓ Print mother's country of birth <input type="text"/> <input type="text"/></p>
<p>14. Is the person an Australian citizen?</p> <ul style="list-style-type: none"> For persons born in Australia, naturalised, registered or granted Australian citizenship, tick box 7. 	<p>7 <input type="checkbox"/> Yes, Australian citizen 8 <input type="checkbox"/> No</p>	<p>7 <input type="checkbox"/> Yes, Australian citizen 8 <input type="checkbox"/> No</p>	<p>7 <input type="checkbox"/> Yes, Australian citizen 8 <input type="checkbox"/> No</p>
<p>15. What is each person's ancestry?</p> <ul style="list-style-type: none"> For example, Greek, English, Indian, Armenian, Aboriginal, Chinese etc. 	<p>Ancestry <input type="text"/> <input type="text"/> <input type="text"/> <input type="text"/></p>	<p>Ancestry <input type="text"/> <input type="text"/> <input type="text"/> <input type="text"/></p>	<p>Ancestry <input type="text"/> <input type="text"/> <input type="text"/> <input type="text"/></p>
<p>16. What is each person's religious denomination?</p> <ul style="list-style-type: none"> This question is optional. If no religion write "None". 	<p>Religion <input type="text"/> <input type="text"/></p>	<p>Religion <input type="text"/> <input type="text"/></p>	<p>Religion <input type="text"/> <input type="text"/></p>

4 No
 5 Yes, Aboriginal
 6 Yes, Torres Strait Islander

4 No
 5 Yes, Aboriginal
 6 Yes, Torres Strait Islander

4 No
 5 Yes, Aboriginal
 6 Yes, Torres Strait Islander

4 No
 5 Yes, Aboriginal
 6 Yes, Torres Strait Islander

4 No
 5 Yes, Aboriginal
 6 Yes, Torres Strait Islander

1 Australia
 2 Overseas
 ↓
 Print country of birth

.....

1 Australia
 2 Overseas
 ↓
 Print country of birth

.....

1 Australia
 2 Overseas
 ↓
 Print country of birth

.....

1 Australia
 2 Overseas
 ↓
 Print country of birth

.....

1 Australia
 2 Overseas
 ↓
 Print country of birth

.....

Year
 19.....

Year
 19.....

Year
 19.....

Year
 19.....

Year
 19.....

3 Australia
 4 Overseas
 ↓
 Print father's country of birth

.....

3 Australia
 4 Overseas
 ↓
 Print father's country of birth

.....

3 Australia
 4 Overseas
 ↓
 Print father's country of birth

.....

3 Australia
 4 Overseas
 ↓
 Print father's country of birth

.....

3 Australia
 4 Overseas
 ↓
 Print father's country of birth

.....

5 Australia
 6 Overseas
 ↓
 Print mother's country of birth

.....

5 Australia
 6 Overseas
 ↓
 Print mother's country of birth

.....

5 Australia
 6 Overseas
 ↓
 Print mother's country of birth

.....

5 Australia
 6 Overseas
 ↓
 Print mother's country of birth

.....

5 Australia
 6 Overseas
 ↓
 Print mother's country of birth

.....

7 Yes, Australian citizen
 8 No

7 Yes, Australian citizen
 8 No

7 Yes, Australian citizen
 8 No

7 Yes, Australian citizen
 8 No

7 Yes, Australian citizen
 8 No

Ancestry

.....

Ancestry

.....

Ancestry

.....

Ancestry

.....

Ancestry

.....

Religion

.....

Religion

.....

Religion

.....

Religion

.....

Religion

.....

17. Does the person speak a language other than English at home?

5 No, speaks only English

6 Yes

↓
If yes, please print language spoken

.....

5 No, speaks only English

6 Yes

↓
If yes, please print language spoken

.....

5 No, speaks only English

6 Yes

↓
If yes, please print language spoken

.....

18. How well does the person speak English?

1 Very well

2 Well

3 Not well

4 Not at all

1 Very well

2 Well

3 Not well

4 Not at all

1 Very well

2 Well

3 Not well

4 Not at all

19. Is the person attending a school or any other educational institution?

- Include external or correspondence students.

5 No

6 Yes, full-time student

7 Yes, part-time student

↓
Please tick box corresponding to type of educational institution being attended.

01 **Pre-school**

Infants/Primary school

02 Government

03 Non-Government

Secondary school

04 Government

05 Non-Government

Tertiary institution

06 Technical and Further Education (TAFE) College

07 College of Advanced Education (CAE)

08 University

09 **Other institution**

↓
Please state type

.....

5 No

6 Yes, full-time student

7 Yes, part-time student

↓
Please tick box corresponding to type of educational institution being attended.

01 **Pre-school**

Infants/Primary school

02 Government

03 Non-Government

Secondary school

04 Government

05 Non-Government

Tertiary institution

06 Technical and Further Education (TAFE) College

07 College of Advanced Education (CAE)

08 University

09 **Other institution**

↓
Please state type

.....

5 No

6 Yes, full-time student

7 Yes, part-time student

↓
Please tick box corresponding to type of educational institution being attended.

01 **Pre-school**

Infants/Primary school

02 Government

03 Non-Government

Secondary school

04 Government

05 Non-Government

Tertiary institution

06 Technical and Further Education (TAFE) College

07 College of Advanced Education (CAE)

08 University

09 **Other institution**

↓
Please state type

.....

20. In what year was the person first married?

Year

19.....

Year

19.....

Year

19.....

21. Has the person been married more than once?

1 No, married once only

2 Yes

1 No, married once only

2 Yes

1 No, married once only

2 Yes

<p>5 <input checked="" type="checkbox"/> No, speaks only English 6 <input checked="" type="checkbox"/> Yes</p> <p>↓</p> <p>If yes, please print language spoken</p> <p>.....</p> <p><input type="text"/> <input type="text"/></p>	<p>5 <input type="checkbox"/> No, speaks only English 6 <input type="checkbox"/> Yes</p> <p>↓</p> <p>If yes, please print language spoken</p> <p>.....</p> <p><input type="text"/> <input type="text"/></p>	<p>5 <input type="checkbox"/> No, speaks only English 6 <input type="checkbox"/> Yes</p> <p>↓</p> <p>If yes, please print language spoken</p> <p>.....</p> <p><input type="text"/> <input type="text"/></p>	<p>5 <input type="checkbox"/> No, speaks only English 6 <input type="checkbox"/> Yes</p> <p>↓</p> <p>If yes, please print language spoken</p> <p>.....</p> <p><input type="text"/> <input type="text"/></p>	<p>5 <input type="checkbox"/> No, speaks only English 6 <input type="checkbox"/> Yes</p> <p>↓</p> <p>If yes, please print language spoken</p> <p>.....</p> <p><input type="text"/> <input type="text"/></p>
<p>1 <input type="checkbox"/> Very well 2 <input type="checkbox"/> Well 3 <input type="checkbox"/> Not well 4 <input type="checkbox"/> Not at all</p>	<p>1 <input type="checkbox"/> Very well 2 <input type="checkbox"/> Well 3 <input type="checkbox"/> Not well 4 <input type="checkbox"/> Not at all</p>	<p>1 <input type="checkbox"/> Very well 2 <input type="checkbox"/> Well 3 <input type="checkbox"/> Not well 4 <input type="checkbox"/> Not at all</p>	<p>1 <input type="checkbox"/> Very well 2 <input type="checkbox"/> Well 3 <input type="checkbox"/> Not well 4 <input type="checkbox"/> Not at all</p>	<p>1 <input type="checkbox"/> Very well 2 <input type="checkbox"/> Well 3 <input type="checkbox"/> Not well 4 <input type="checkbox"/> Not at all</p>
<p>5 <input type="checkbox"/> No 6 <input type="checkbox"/> Yes, full-time student 7 <input type="checkbox"/> Yes, part-time student</p> <p>↓</p> <p>Please tick box corresponding to type of educational institution being attended.</p> <p>01 <input type="checkbox"/> Pre-school</p> <p>Infants/Primary school</p> <p>02 <input type="checkbox"/>Government 03 <input type="checkbox"/>Non-Government</p> <p>Secondary school</p> <p>04 <input type="checkbox"/>Government 05 <input type="checkbox"/>Non-Government</p> <p>Tertiary institution</p> <p>06 <input type="checkbox"/>Technical and Further Education (TAFE) College 07 <input type="checkbox"/>College of Advanced Education (CAE) 08 <input type="checkbox"/>University</p> <p>09 <input type="checkbox"/> Other institution</p> <p>↓</p> <p>Please state type</p> <p>.....</p>	<p>5 <input type="checkbox"/> No 6 <input type="checkbox"/> Yes, full-time student 7 <input type="checkbox"/> Yes, part-time student</p> <p>↓</p> <p>Please tick box corresponding to type of educational institution being attended.</p> <p>01 <input type="checkbox"/> Pre-school</p> <p>Infants/Primary school</p> <p>02 <input type="checkbox"/>Government 03 <input type="checkbox"/>Non-Government</p> <p>Secondary school</p> <p>04 <input type="checkbox"/>Government 05 <input type="checkbox"/>Non-Government</p> <p>Tertiary institution</p> <p>06 <input type="checkbox"/>Technical and Further Education (TAFE) College 07 <input type="checkbox"/>College of Advanced Education (CAE) 08 <input type="checkbox"/>University</p> <p>09 <input type="checkbox"/> Other institution</p> <p>↓</p> <p>Please state type</p> <p>.....</p>	<p>5 <input type="checkbox"/> No 6 <input type="checkbox"/> Yes, full-time student 7 <input type="checkbox"/> Yes, part-time student</p> <p>↓</p> <p>Please tick box corresponding to type of educational institution being attended.</p> <p>01 <input type="checkbox"/> Pre-school</p> <p>Infants/Primary school</p> <p>02 <input type="checkbox"/>Government 03 <input type="checkbox"/>Non-Government</p> <p>Secondary school</p> <p>04 <input type="checkbox"/>Government 05 <input type="checkbox"/>Non-Government</p> <p>Tertiary institution</p> <p>06 <input type="checkbox"/>Technical and Further Education (TAFE) College 07 <input type="checkbox"/>College of Advanced Education (CAE) 08 <input type="checkbox"/>University</p> <p>09 <input type="checkbox"/> Other institution</p> <p>↓</p> <p>Please state type</p> <p>.....</p>	<p>5 <input type="checkbox"/> No 6 <input type="checkbox"/> Yes, full-time student 7 <input type="checkbox"/> Yes, part-time student</p> <p>↓</p> <p>Please tick box corresponding to type of educational institution being attended.</p> <p>01 <input type="checkbox"/> Pre-school</p> <p>Infants/Primary school</p> <p>02 <input type="checkbox"/>Government 03 <input type="checkbox"/>Non-Government</p> <p>Secondary school</p> <p>04 <input type="checkbox"/>Government 05 <input type="checkbox"/>Non-Government</p> <p>Tertiary institution</p> <p>06 <input type="checkbox"/>Technical and Further Education (TAFE) College 07 <input type="checkbox"/>College of Advanced Education (CAE) 08 <input type="checkbox"/>University</p> <p>09 <input type="checkbox"/> Other institution</p> <p>↓</p> <p>Please state type</p> <p>.....</p>	<p>5 <input type="checkbox"/> No 6 <input type="checkbox"/> Yes, full-time student 7 <input type="checkbox"/> Yes, part-time student</p> <p>↓</p> <p>Please tick box corresponding to type of educational institution being attended.</p> <p>01 <input type="checkbox"/> Pre-school</p> <p>Infants/Primary school</p> <p>02 <input type="checkbox"/>Government 03 <input type="checkbox"/>Non-Government</p> <p>Secondary school</p> <p>04 <input type="checkbox"/>Government 05 <input type="checkbox"/>Non-Government</p> <p>Tertiary institution</p> <p>06 <input type="checkbox"/>Technical and Further Education (TAFE) College 07 <input type="checkbox"/>College of Advanced Education (CAE) 08 <input type="checkbox"/>University</p> <p>09 <input type="checkbox"/> Other institution</p> <p>↓</p> <p>Please state type</p> <p>.....</p>
<p>Year 19</p>	<p>Year 19</p>	<p>Year 19</p>	<p>Year 19</p>	<p>Year 19</p>
<p>1 <input type="checkbox"/> No, married once only 2 <input type="checkbox"/> Yes</p>	<p>1 <input type="checkbox"/> No, married once only 2 <input type="checkbox"/> Yes</p>	<p>1 <input type="checkbox"/> No, married once only 2 <input type="checkbox"/> Yes</p>	<p>1 <input type="checkbox"/> No, married once only 2 <input type="checkbox"/> Yes</p>	<p>1 <input type="checkbox"/> No, married once only 2 <input type="checkbox"/> Yes</p>

ANSWER THE REMAINING QUESTIONS FOR EACH PERSON AGED 15 YEARS OR MORE

<p>22. How old was each person when he/she left school?</p> <ul style="list-style-type: none"> • For persons who are full-time primary or secondary school students, tick box 01. • For persons who did not go to school, tick box 02. 	<p>Age left school</p> <p>..... years</p> <p>01 <input type="checkbox"/> Still at primary or secondary school</p> <p>02 <input type="checkbox"/> Did not go to school</p>	<p>Age left school</p> <p>..... years</p> <p>01 <input type="checkbox"/> Still at primary or secondary school</p> <p>02 <input type="checkbox"/> Did not go to school</p>	<p>Age left school</p> <p>..... years</p> <p>01 <input type="checkbox"/> Still at primary or secondary school</p> <p>02 <input type="checkbox"/> Did not go to school</p>
<p>23. Has the person obtained a trade or any other qualification since leaving school?</p> <ul style="list-style-type: none"> • For persons who are full-time primary or secondary school students, tick box 2. 	<p>1 <input type="checkbox"/> No</p> <p>2 <input type="checkbox"/> Still at primary or secondary school</p> <p>3 <input type="checkbox"/> Yes</p> <p>↓</p> <p>Please print details of <u>highest</u> qualification obtained.</p> <p>Qualification name.....</p> <p>.....</p> <p>Name of institution.....</p> <p>.....</p> <p>Field of study.....</p> <p>.....</p> <p>Year obtained.....</p> <p><input type="text"/> <input type="text"/> <input type="text"/> <input type="text"/></p>	<p>1 <input type="checkbox"/> No</p> <p>2 <input type="checkbox"/> Still at primary or secondary school</p> <p>3 <input type="checkbox"/> Yes</p> <p>↓</p> <p>Please print details of <u>highest</u> qualification obtained.</p> <p>Qualification name.....</p> <p>.....</p> <p>Name of institution.....</p> <p>.....</p> <p>Field of study.....</p> <p>.....</p> <p>Year obtained.....</p> <p><input type="text"/> <input type="text"/> <input type="text"/> <input type="text"/></p>	<p>1 <input type="checkbox"/> No</p> <p>2 <input type="checkbox"/> Still at primary or secondary school</p> <p>3 <input type="checkbox"/> Yes</p> <p>↓</p> <p>Please print details of <u>highest</u> qualification obtained.</p> <p>Qualification name.....</p> <p>.....</p> <p>Name of institution.....</p> <p>.....</p> <p>Field of study.....</p> <p>.....</p> <p>Year obtained.....</p> <p><input type="text"/> <input type="text"/> <input type="text"/> <input type="text"/></p>
<p>24. What is the gross income (including pensions and/or allowances) that the person usually receives each week from all sources?</p> <ul style="list-style-type: none"> • Count all income including: family allowance (child endowment); pensions; unemployment benefits etc; worker's compensation; superannuation; wages; salary; overtime; dividends; rents received; business or farm income (less expenses of operation); interest received. • Do not deduct tax, superannuation, health insurance etc. 	<p>01 <input type="checkbox"/> No income</p> <p>02 <input type="checkbox"/> \$1 to \$38 per week (\$1 to \$2,000 per year)</p> <p>03 <input type="checkbox"/> \$39 to \$76 per week (\$2,001 to \$4,000 per year)</p> <p>04 <input type="checkbox"/> \$77 to \$115 per week (\$4,001 to \$6,000 per year)</p> <p>05 <input type="checkbox"/> \$116 to \$172 per week (\$6,001 to \$9,000 per year)</p> <p>06 <input type="checkbox"/> \$173 to \$230 per week (\$9,001 to \$12,000 per year)</p> <p>07 <input type="checkbox"/> \$231 to \$287 per week (\$12,001 to \$15,000 per year)</p> <p>08 <input type="checkbox"/> \$288 to \$345 per week (\$15,001 to \$18,000 per year)</p> <p>09 <input type="checkbox"/> \$346 to \$421 per week (\$18,001 to \$22,000 per year)</p> <p>10 <input type="checkbox"/> \$422 to \$498 per week (\$22,001 to \$26,000 per year)</p> <p>11 <input type="checkbox"/> \$499 to \$613 per week (\$26,001 to \$32,000 per year)</p> <p>12 <input type="checkbox"/> \$614 to \$766 per week (\$32,001 to \$40,000 per year)</p> <p>13 <input type="checkbox"/> \$767 to \$958 per week (\$40,001 to \$50,000 per year)</p> <p>14 <input type="checkbox"/> Over \$958 per week (Over \$50,000 per year)</p>	<p>01 <input type="checkbox"/> No income</p> <p>02 <input type="checkbox"/> \$1 to \$38 per week (\$1 to \$2,000 per year)</p> <p>03 <input type="checkbox"/> \$39 to \$76 per week (\$2,001 to \$4,000 per year)</p> <p>04 <input type="checkbox"/> \$77 to \$115 per week (\$4,001 to \$6,000 per year)</p> <p>05 <input type="checkbox"/> \$116 to \$172 per week (\$6,001 to \$9,000 per year)</p> <p>06 <input type="checkbox"/> \$173 to \$230 per week (\$9,001 to \$12,000 per year)</p> <p>07 <input type="checkbox"/> \$231 to \$287 per week (\$12,001 to \$15,000 per year)</p> <p>08 <input type="checkbox"/> \$288 to \$345 per week (\$15,001 to \$18,000 per year)</p> <p>09 <input type="checkbox"/> \$346 to \$421 per week (\$18,001 to \$22,000 per year)</p> <p>10 <input type="checkbox"/> \$422 to \$498 per week (\$22,001 to \$26,000 per year)</p> <p>11 <input type="checkbox"/> \$499 to \$613 per week (\$26,001 to \$32,000 per year)</p> <p>12 <input type="checkbox"/> \$614 to \$766 per week (\$32,001 to \$40,000 per year)</p> <p>13 <input type="checkbox"/> \$767 to \$958 per week (\$40,001 to \$50,000 per year)</p> <p>14 <input type="checkbox"/> Over \$958 per week (Over \$50,000 per year)</p>	<p>01 <input type="checkbox"/> No income</p> <p>02 <input type="checkbox"/> \$1 to \$38 per week (\$1 to \$2,000 per year)</p> <p>03 <input type="checkbox"/> \$39 to \$76 per week (\$2,001 to \$4,000 per year)</p> <p>04 <input type="checkbox"/> \$77 to \$115 per week (\$4,001 to \$6,000 per year)</p> <p>05 <input type="checkbox"/> \$116 to \$172 per week (\$6,001 to \$9,000 per year)</p> <p>06 <input type="checkbox"/> \$173 to \$230 per week (\$9,001 to \$12,000 per year)</p> <p>07 <input type="checkbox"/> \$231 to \$287 per week (\$12,001 to \$15,000 per year)</p> <p>08 <input type="checkbox"/> \$288 to \$345 per week (\$15,001 to \$18,000 per year)</p> <p>09 <input type="checkbox"/> \$346 to \$421 per week (\$18,001 to \$22,000 per year)</p> <p>10 <input type="checkbox"/> \$422 to \$498 per week (\$22,001 to \$26,000 per year)</p> <p>11 <input type="checkbox"/> \$499 to \$613 per week (\$26,001 to \$32,000 per year)</p> <p>12 <input type="checkbox"/> \$614 to \$766 per week (\$32,001 to \$40,000 per year)</p> <p>13 <input type="checkbox"/> \$767 to \$958 per week (\$40,001 to \$50,000 per year)</p> <p>14 <input type="checkbox"/> Over \$958 per week (Over \$50,000 per year)</p>
<p>25. For each female, how many babies has she ever had?</p> <ul style="list-style-type: none"> • Do not include still-births. • If none, tick box 21. 	<p>21 <input type="checkbox"/>None</p> <p>.....Total</p> <p>.....Now living</p>	<p>21 <input type="checkbox"/>None</p> <p>.....Total</p> <p>.....Now living</p>	<p>21 <input type="checkbox"/>None</p> <p>.....Total</p> <p>.....Now living</p>

ANSWER THE REMAINING QUESTIONS FOR EACH PERSON AGED 15 YEARS OR MORE

Age left school	Age left school	Age left school	Age left school	Age left school
..... years years years years years
01 <input type="checkbox"/> Still at primary or secondary school	01 <input type="checkbox"/> Still at primary or secondary school	01 <input type="checkbox"/> Still at primary or secondary school	01 <input type="checkbox"/> Still at primary or secondary school	01 <input type="checkbox"/> Still at primary or secondary school
02 <input type="checkbox"/> Did not go to school	02 <input type="checkbox"/> Did not go to school	02 <input type="checkbox"/> Did not go to school	02 <input type="checkbox"/> Did not go to school	02 <input type="checkbox"/> Did not go to school
1 <input type="checkbox"/> No	1 <input type="checkbox"/> No	1 <input type="checkbox"/> No	1 <input type="checkbox"/> No	1 <input type="checkbox"/> No
2 <input type="checkbox"/> Still at primary or secondary school	2 <input type="checkbox"/> Still at primary or secondary school	2 <input type="checkbox"/> Still at primary or secondary school	2 <input type="checkbox"/> Still at primary or secondary school	2 <input type="checkbox"/> Still at primary or secondary school
3 <input type="checkbox"/> Yes	3 <input type="checkbox"/> Yes	3 <input type="checkbox"/> Yes	3 <input type="checkbox"/> Yes	3 <input type="checkbox"/> Yes
↓ Please print details of <u>highest</u> qualification obtained.	↓ Please print details of <u>highest</u> qualification obtained.	↓ Please print details of <u>highest</u> qualification obtained.	↓ Please print details of <u>highest</u> qualification obtained.	↓ Please print details of <u>highest</u> qualification obtained.
Qualification name.....	Qualification name.....	Qualification name.....	Qualification name.....	Qualification name.....
.....
Name of institution.....	Name of institution.....	Name of institution.....	Name of institution.....	Name of institution.....
.....
Field of study.....	Field of study.....	Field of study.....	Field of study.....	Field of study.....
.....
Year obtained.....	Year obtained.....	Year obtained.....	Year obtained.....	Year obtained.....
<input type="text"/> <input type="text"/> <input type="text"/> <input type="text"/>	<input type="text"/> <input type="text"/> <input type="text"/> <input type="text"/>	<input type="text"/> <input type="text"/> <input type="text"/> <input type="text"/>	<input type="text"/> <input type="text"/> <input type="text"/> <input type="text"/>	<input type="text"/> <input type="text"/> <input type="text"/> <input type="text"/>
01 <input type="checkbox"/> No income	01 <input type="checkbox"/> No income	01 <input type="checkbox"/> No income	01 <input type="checkbox"/> No income	01 <input type="checkbox"/> No income
02 <input type="checkbox"/> \$1 to \$38 per week (\$1 to \$2,000 per year)	02 <input type="checkbox"/> \$1 to \$38 per week (\$1 to \$2,000 per year)	02 <input type="checkbox"/> \$1 to \$38 per week (\$1 to \$2,000 per year)	02 <input type="checkbox"/> \$1 to \$38 per week (\$1 to \$2,000 per year)	02 <input type="checkbox"/> \$1 to \$38 per week (\$1 to \$2,000 per year)
03 <input type="checkbox"/> \$39 to \$76 per week (\$2,001 to \$4,000 per year)	03 <input type="checkbox"/> \$39 to \$76 per week (\$2,001 to \$4,000 per year)	03 <input type="checkbox"/> \$39 to \$76 per week (\$2,001 to \$4,000 per year)	03 <input type="checkbox"/> \$39 to \$76 per week (\$2,001 to \$4,000 per year)	03 <input type="checkbox"/> \$39 to \$76 per week (\$2,001 to \$4,000 per year)
04 <input type="checkbox"/> \$77 to \$115 per week (\$4,001 to \$6,000 per year)	04 <input type="checkbox"/> \$77 to \$115 per week (\$4,001 to \$6,000 per year)	04 <input type="checkbox"/> \$77 to \$115 per week (\$4,001 to \$6,000 per year)	04 <input type="checkbox"/> \$77 to \$115 per week (\$4,001 to \$6,000 per year)	04 <input type="checkbox"/> \$77 to \$115 per week (\$4,001 to \$6,000 per year)
05 <input type="checkbox"/> \$116 to \$172 per week (\$6,001 to \$9,000 per year)	05 <input type="checkbox"/> \$116 to \$172 per week (\$6,001 to \$9,000 per year)	05 <input type="checkbox"/> \$116 to \$172 per week (\$6,001 to \$9,000 per year)	05 <input type="checkbox"/> \$116 to \$172 per week (\$6,001 to \$9,000 per year)	05 <input type="checkbox"/> \$116 to \$172 per week (\$6,001 to \$9,000 per year)
06 <input type="checkbox"/> \$173 to \$230 per week (\$9,001 to \$12,000 per year)	06 <input type="checkbox"/> \$173 to \$230 per week (\$9,001 to \$12,000 per year)	06 <input type="checkbox"/> \$173 to \$230 per week (\$9,001 to \$12,000 per year)	06 <input type="checkbox"/> \$173 to \$230 per week (\$9,001 to \$12,000 per year)	06 <input type="checkbox"/> \$173 to \$230 per week (\$9,001 to \$12,000 per year)
07 <input type="checkbox"/> \$231 to \$287 per week (\$12,001 to \$15,000 per year)	07 <input type="checkbox"/> \$231 to \$287 per week (\$12,001 to \$15,000 per year)	07 <input type="checkbox"/> \$231 to \$287 per week (\$12,001 to \$15,000 per year)	07 <input type="checkbox"/> \$231 to \$287 per week (\$12,001 to \$15,000 per year)	07 <input type="checkbox"/> \$231 to \$287 per week (\$12,001 to \$15,000 per year)
08 <input type="checkbox"/> \$288 to \$345 per week (\$15,001 to \$18,000 per year)	08 <input type="checkbox"/> \$288 to \$345 per week (\$15,001 to \$18,000 per year)	08 <input type="checkbox"/> \$288 to \$345 per week (\$15,001 to \$18,000 per year)	08 <input type="checkbox"/> \$288 to \$345 per week (\$15,001 to \$18,000 per year)	08 <input type="checkbox"/> \$288 to \$345 per week (\$15,001 to \$18,000 per year)
09 <input type="checkbox"/> \$346 to \$421 per week (\$18,001 to \$22,000 per year)	09 <input type="checkbox"/> \$346 to \$421 per week (\$18,001 to \$22,000 per year)	09 <input type="checkbox"/> \$346 to \$421 per week (\$18,001 to \$22,000 per year)	09 <input type="checkbox"/> \$346 to \$421 per week (\$18,001 to \$22,000 per year)	09 <input type="checkbox"/> \$346 to \$421 per week (\$18,001 to \$22,000 per year)
10 <input type="checkbox"/> \$422 to \$498 per week (\$22,001 to \$26,000 per year)	10 <input type="checkbox"/> \$422 to \$498 per week (\$22,001 to \$26,000 per year)	10 <input type="checkbox"/> \$422 to \$498 per week (\$22,001 to \$26,000 per year)	10 <input type="checkbox"/> \$422 to \$498 per week (\$22,001 to \$26,000 per year)	10 <input type="checkbox"/> \$422 to \$498 per week (\$22,001 to \$26,000 per year)
11 <input type="checkbox"/> \$499 to \$613 per week (\$26,001 to \$32,000 per year)	11 <input type="checkbox"/> \$499 to \$613 per week (\$26,001 to \$32,000 per year)	11 <input type="checkbox"/> \$499 to \$613 per week (\$26,001 to \$32,000 per year)	11 <input type="checkbox"/> \$499 to \$613 per week (\$26,001 to \$32,000 per year)	11 <input type="checkbox"/> \$499 to \$613 per week (\$26,001 to \$32,000 per year)
12 <input type="checkbox"/> \$614 to \$766 per week (\$32,001 to \$40,000 per year)	12 <input type="checkbox"/> \$614 to \$766 per week (\$32,001 to \$40,000 per year)	12 <input type="checkbox"/> \$614 to \$766 per week (\$32,001 to \$40,000 per year)	12 <input type="checkbox"/> \$614 to \$766 per week (\$32,001 to \$40,000 per year)	12 <input type="checkbox"/> \$614 to \$766 per week (\$32,001 to \$40,000 per year)
13 <input type="checkbox"/> \$767 to \$958 per week (\$40,001 to \$50,000 per year)	13 <input type="checkbox"/> \$767 to \$958 per week (\$40,001 to \$50,000 per year)	13 <input type="checkbox"/> \$767 to \$958 per week (\$40,001 to \$50,000 per year)	13 <input type="checkbox"/> \$767 to \$958 per week (\$40,001 to \$50,000 per year)	13 <input type="checkbox"/> \$767 to \$958 per week (\$40,001 to \$50,000 per year)
14 <input type="checkbox"/> Over \$958 per week (Over \$50,000 per year)	14 <input type="checkbox"/> Over \$958 per week (Over \$50,000 per year)	14 <input type="checkbox"/> Over \$958 per week (Over \$50,000 per year)	14 <input type="checkbox"/> Over \$958 per week (Over \$50,000 per year)	14 <input type="checkbox"/> Over \$958 per week (Over \$50,000 per year)
21 <input type="checkbox"/>None	21 <input type="checkbox"/>None	21 <input type="checkbox"/>None	21 <input type="checkbox"/>None	21 <input type="checkbox"/>None
.....TotalTotalTotalTotalTotal
.....Now livingNow livingNow livingNow livingNow living

26. LAST WEEK, did the person have a full-time or part-time job of any kind?

- 4 Yes, worked for payment or profit
- 5 Yes, but absent on holidays, on sick leave, on strike or temporarily stood down
- 6 Yes, unpaid work in a family business
- 7 Yes, other unpaid work
- 8 No, did not have a job

- 4 Yes, worked for payment or profit
- 5 Yes, but absent on holidays, on sick leave, on strike or temporarily stood down
- 6 Yes, unpaid work in a family business
- 7 Yes, other unpaid work
- 8 No, did not have a job

- 4 Yes, worked for payment or profit
- 5 Yes, but absent on holidays, on sick leave, on strike or temporarily stood down
- 6 Yes, unpaid work in a family business
- 7 Yes, other unpaid work
- 8 No, did not have a job

Answer questions 27 for each person ticked in box 7 or 8 in question 26, and question 28 for those ticked in box 26.

27. Did the person actively look for work at any time during the LAST 4 WEEKS?

- Actively looking for work means checking or being registered with the Commonwealth Employment Service; writing, telephoning or applying in person to an employer for work; or advertising for work.

- 1 No, did not look for work
- 2 Yes, looked for full-time work
- 3 Yes, looked for part-time work

- 1 No, did not look for work
- 2 Yes, looked for full-time work
- 3 Yes, looked for part-time work

- 1 No, did not look for work
- 2 Yes, looked for full-time work
- 3 Yes, looked for part-time work

ANSWER QUESTIONS 28 TO 30 FOR EACH PERSON TICKED IN BOX 4, 5 or 6 IN QUESTION 26

28. In the main job held LAST WEEK, was the person:

- Tick one box only.

- 4 A wage/salary earner?
- 5 Conducting own business but not employing others?
- 6 Conducting own business and employing others?
- 7 A helper not receiving wages or salary?

- 4 A wage/salary earner?
- 5 Conducting own business but not employing others?
- 6 Conducting own business and employing others?
- 7 A helper not receiving wages or salary?

- 4 A wage/salary earner?
- 5 Conducting own business but not employing others?
- 6 Conducting own business and employing others?
- 7 A helper not receiving wages or salary?

29. In the main job held LAST WEEK, what was the person's occupation?

- Give full title.
- For example, Civil Engineering Draftsman, Accounts Clerk, Fast Foods Cook, 1st Class Welder, Extruding Machine Operator, Coal Miner.
- Armed Services personnel state rank as well as occupation.

Occupation

Occupation

Occupation

30. What are the main tasks or duties that the person usually performs in that occupation?

- Describe as fully as possible.
- For example, preparing drawings for dam construction, recording and paying accounts, cooking hamburgers and chips, welding of high pressure steam pipes, operating plastic extruding machine, operating continuous mining machine.

Tasks or duties

Tasks or duties

Tasks or duties

--	--	--	--

--	--	--	--

--	--	--	--

4	5	6	7	8
<input type="checkbox"/> Yes, worked for payment or profit <input type="checkbox"/> Yes, but absent on holidays, on sick leave, on strike or temporarily stood down <input type="checkbox"/> Yes, unpaid work in a family business <input type="checkbox"/> Yes, other unpaid work <input type="checkbox"/> No, did not have a job	<input type="checkbox"/> Yes, worked for payment or profit <input type="checkbox"/> Yes, but absent on holidays, on sick leave, on strike or temporarily stood down <input type="checkbox"/> Yes, unpaid work in a family business <input type="checkbox"/> Yes, other unpaid work <input type="checkbox"/> No, did not have a job	<input type="checkbox"/> Yes, worked for payment or profit <input type="checkbox"/> Yes, but absent on holidays, on sick leave, on strike or temporarily stood down <input type="checkbox"/> Yes, unpaid work in a family business <input type="checkbox"/> Yes, other unpaid work <input type="checkbox"/> No, did not have a job	<input type="checkbox"/> Yes, worked for payment or profit <input type="checkbox"/> Yes, but absent on holidays, on sick leave, on strike or temporarily stood down <input type="checkbox"/> Yes, unpaid work in a family business <input type="checkbox"/> Yes, other unpaid work <input type="checkbox"/> No, did not have a job	<input type="checkbox"/> Yes, worked for payment or profit <input type="checkbox"/> Yes, but absent on holidays, on sick leave, on strike or temporarily stood down <input type="checkbox"/> Yes, unpaid work in a family business <input type="checkbox"/> Yes, other unpaid work <input type="checkbox"/> No, did not have a job
<input type="checkbox"/> No, did not look for work <input type="checkbox"/> Yes, looked for full-time work <input type="checkbox"/> Yes, looked for part-time work	<input type="checkbox"/> No, did not look for work <input type="checkbox"/> Yes, looked for full-time work <input type="checkbox"/> Yes, looked for part-time work	<input type="checkbox"/> No, did not look for work <input type="checkbox"/> Yes, looked for full-time work <input type="checkbox"/> Yes, looked for part-time work	<input type="checkbox"/> No, did not look for work <input type="checkbox"/> Yes, looked for full-time work <input type="checkbox"/> Yes, looked for part-time work	<input type="checkbox"/> No, did not look for work <input type="checkbox"/> Yes, looked for full-time work <input type="checkbox"/> Yes, looked for part-time work

ANSWER QUESTIONS 28 TO 34 FOR EACH PERSON TICKED IN BOX 4, 5 OR 6 IN QUESTIONS 4-8

<input type="checkbox"/> A wage/salary earner? <input type="checkbox"/> Conducting own business but not employing others? <input type="checkbox"/> Conducting own business and employing others? <input type="checkbox"/> A helper not receiving wages or salary?	<input type="checkbox"/> A wage/salary earner? <input type="checkbox"/> Conducting own business but not employing others? <input type="checkbox"/> Conducting own business and employing others? <input type="checkbox"/> A helper not receiving wages or salary?	<input type="checkbox"/> A wage/salary earner? <input type="checkbox"/> Conducting own business but not employing others? <input type="checkbox"/> Conducting own business and employing others? <input type="checkbox"/> A helper not receiving wages or salary?	<input type="checkbox"/> A wage/salary earner? <input type="checkbox"/> Conducting own business but not employing others? <input type="checkbox"/> Conducting own business and employing others? <input type="checkbox"/> A helper not receiving wages or salary?	<input type="checkbox"/> A wage/salary earner? <input type="checkbox"/> Conducting own business but not employing others? <input type="checkbox"/> Conducting own business and employing others? <input type="checkbox"/> A helper not receiving wages or salary?
Occupation	Occupation	Occupation	Occupation	Occupation
Tasks or duties	Tasks or duties	Tasks or duties	Tasks or duties	Tasks or duties
<input type="checkbox"/> <input type="checkbox"/> <input type="checkbox"/> <input type="checkbox"/>	<input type="checkbox"/> <input type="checkbox"/> <input type="checkbox"/> <input type="checkbox"/>	<input type="checkbox"/> <input type="checkbox"/> <input type="checkbox"/> <input type="checkbox"/>	<input type="checkbox"/> <input type="checkbox"/> <input type="checkbox"/> <input type="checkbox"/>	<input type="checkbox"/> <input type="checkbox"/> <input type="checkbox"/> <input type="checkbox"/>

<p>31. For the main job held LAST WEEK, what was the employer's trading name and address of workplace?</p> <ul style="list-style-type: none"> • For persons conducting their own business, print name of own business. • For teachers, print name of school. • For government employees, print full name of Department, Division, Branch or Section. • For persons with no fixed place of work last week (for example, airline pilots, taxi drivers etc.) write "N/A" in "Address of workplace". 	<p>USE BLOCK LETTERS</p> <p>Business or trading name</p> <p>.....</p> <p>.....</p> <p>Name of Division, Branch or Section (if any) in which the person worked</p> <p>.....</p> <p>.....</p> <p>Address of workplace:</p> <p>No. and street.....</p> <p>.....</p> <p>Suburb, town or locality.....</p> <p>.....</p> <p>State..... Postcode</p> <p><input type="text"/><input type="text"/><input type="text"/></p>	<p>USE BLOCK LETTERS</p> <p>Business or trading name</p> <p>.....</p> <p>.....</p> <p>Name of Division, Branch or Section (if any) in which the person worked</p> <p>.....</p> <p>.....</p> <p>Address of workplace:</p> <p>No. and street.....</p> <p>.....</p> <p>Suburb, town or locality.....</p> <p>.....</p> <p>State..... Postcode</p> <p><input type="text"/><input type="text"/><input type="text"/></p>	<p>USE BLOCK LETTERS</p> <p>Business or trading name</p> <p>.....</p> <p>.....</p> <p>Name of Division, Branch or Section (if any) in which the person worked</p> <p>.....</p> <p>.....</p> <p>Address of workplace:</p> <p>No. and street.....</p> <p>.....</p> <p>Suburb, town or locality.....</p> <p>.....</p> <p>State..... Postcode</p> <p><input type="text"/><input type="text"/><input type="text"/></p>
<p>32. What kind of industry, business or service is carried out by the employer at the address given in reply to question 31?</p> <ul style="list-style-type: none"> • Describe as fully as possible, using two words or more (for example, dairy farming, footwear manufacturing). 	<p>Kind of industry.....</p> <p>.....</p> <p><input type="text"/><input type="text"/><input type="text"/><input type="text"/><input type="text"/></p>	<p>Kind of industry.....</p> <p>.....</p> <p><input type="text"/><input type="text"/><input type="text"/><input type="text"/><input type="text"/></p>	<p>Kind of industry.....</p> <p>.....</p> <p><input type="text"/><input type="text"/><input type="text"/><input type="text"/><input type="text"/></p>
<p>33. In the main job held LAST WEEK, how many hours did the person work?</p>	<p>1 <input type="checkbox"/> None</p> <p>2 <input type="checkbox"/> 1-15 hours</p> <p>3 <input type="checkbox"/> 16-24 hours</p> <p>4 <input type="checkbox"/> 25-34 hours</p> <p>5 <input type="checkbox"/> 35-39 hours</p> <p>6 <input type="checkbox"/> 40 hours</p> <p>7 <input type="checkbox"/> 41-48 hours</p> <p>8 <input type="checkbox"/> 49 hours or more</p>	<p>1 <input type="checkbox"/> None</p> <p>2 <input type="checkbox"/> 1-15 hours</p> <p>3 <input type="checkbox"/> 16-24 hours</p> <p>4 <input type="checkbox"/> 25-34 hours</p> <p>5 <input type="checkbox"/> 35-39 hours</p> <p>6 <input type="checkbox"/> 40 hours</p> <p>7 <input type="checkbox"/> 41-48 hours</p> <p>8 <input type="checkbox"/> 49 hours or more</p>	<p>1 <input type="checkbox"/> None</p> <p>2 <input type="checkbox"/> 1-15 hours</p> <p>3 <input type="checkbox"/> 16-24 hours</p> <p>4 <input type="checkbox"/> 25-34 hours</p> <p>5 <input type="checkbox"/> 35-39 hours</p> <p>6 <input type="checkbox"/> 40 hours</p> <p>7 <input type="checkbox"/> 41-48 hours</p> <p>8 <input type="checkbox"/> 49 hours or more</p>
<p>34. How did the person get to work on Monday, 30 June 1988?</p> <ul style="list-style-type: none"> • Tick boxes for each person to show all methods used. 	<p>01 <input type="checkbox"/> Train</p> <p>02 <input type="checkbox"/> Bus</p> <p>03 <input type="checkbox"/> Ferry or Tram</p> <p>04 <input type="checkbox"/> Taxi</p> <p>05 <input type="checkbox"/> Car—as driver</p> <p>06 <input type="checkbox"/> Car—as passenger</p> <p>07 <input type="checkbox"/> Motor bike or motor scooter</p> <p>08 <input type="checkbox"/> Bicycle</p> <p>09 <input type="checkbox"/> Walked only</p> <p>10 <input type="checkbox"/> Worked at home</p> <p>11 <input type="checkbox"/> Did not go to work</p> <p>12 <input type="checkbox"/> Other</p> <p>↓</p> <p>Please state.....</p>	<p>01 <input type="checkbox"/> Train</p> <p>02 <input type="checkbox"/> Bus</p> <p>03 <input type="checkbox"/> Ferry or Tram</p> <p>04 <input type="checkbox"/> Taxi</p> <p>05 <input type="checkbox"/> Car—as driver</p> <p>06 <input type="checkbox"/> Car—as passenger</p> <p>07 <input type="checkbox"/> Motor bike or motor scooter</p> <p>08 <input type="checkbox"/> Bicycle</p> <p>09 <input type="checkbox"/> Walked only</p> <p>10 <input type="checkbox"/> Worked at home</p> <p>11 <input type="checkbox"/> Did not go to work</p> <p>12 <input type="checkbox"/> Other</p> <p>↓</p> <p>Please state.....</p>	<p>01 <input type="checkbox"/> Train</p> <p>02 <input type="checkbox"/> Bus</p> <p>03 <input type="checkbox"/> Ferry or Tram</p> <p>04 <input type="checkbox"/> Taxi</p> <p>05 <input type="checkbox"/> Car—as driver</p> <p>06 <input type="checkbox"/> Car—as passenger</p> <p>07 <input type="checkbox"/> Motor bike or motor scooter</p> <p>08 <input type="checkbox"/> Bicycle</p> <p>09 <input type="checkbox"/> Walked only</p> <p>10 <input type="checkbox"/> Worked at home</p> <p>11 <input type="checkbox"/> Did not go to work</p> <p>12 <input type="checkbox"/> Other</p> <p>↓</p> <p>Please state.....</p>

USE BLOCK LETTERS	USE BLOCK LETTERS	USE BLOCK LETTERS	USE BLOCK LETTERS	USE BLOCK LETTERS
Business or trading name	Business or trading name	Business or trading name	Business or trading name	Business or trading name
.....
Name of Division, Branch or Section (if any) in which the person worked	Name of Division, Branch or Section (if any) in which the person worked	Name of Division, Branch or Section (if any) in which the person worked	Name of Division, Branch or Section (if any) in which the person worked	Name of Division, Branch or Section (if any) in which the person worked
.....
Address of workplace:	Address of workplace:	Address of workplace:	Address of workplace:	Address of workplace:
No. and street.....	No. and street.....	No. and street.....	No. and street.....	No. and street.....
.....
Suburb, town or locality.....	Suburb, town or locality.....	Suburb, town or locality.....	Suburb, town or locality.....	Suburb, town or locality.....
.....
State..... Postcode.....	State..... Postcode.....	State..... Postcode.....	State..... Postcode.....	State..... Postcode.....
<input type="text"/> <input type="text"/> <input type="text"/> <input type="text"/>	<input type="text"/> <input type="text"/> <input type="text"/> <input type="text"/>	<input type="text"/> <input type="text"/> <input type="text"/> <input type="text"/>	<input type="text"/> <input type="text"/> <input type="text"/> <input type="text"/>	<input type="text"/> <input type="text"/> <input type="text"/> <input type="text"/>
Kind of industry.....	Kind of industry.....	Kind of industry.....	Kind of industry.....	Kind of industry.....
.....
<input type="text"/> <input type="text"/> <input type="text"/> <input type="text"/> <input type="text"/>	<input type="text"/> <input type="text"/> <input type="text"/> <input type="text"/> <input type="text"/>	<input type="text"/> <input type="text"/> <input type="text"/> <input type="text"/> <input type="text"/>	<input type="text"/> <input type="text"/> <input type="text"/> <input type="text"/> <input type="text"/>	<input type="text"/> <input type="text"/> <input type="text"/> <input type="text"/> <input type="text"/>
1 <input type="checkbox"/> None	1 <input type="checkbox"/> None	1 <input type="checkbox"/> None	1 <input type="checkbox"/> None	1 <input type="checkbox"/> None
2 <input type="checkbox"/> 1-15 hours	2 <input type="checkbox"/> 1-15 hours	2 <input type="checkbox"/> 1-15 hours	2 <input type="checkbox"/> 1-15 hours	2 <input type="checkbox"/> 1-15 hours
3 <input type="checkbox"/> 16-24 hours	3 <input type="checkbox"/> 16-24 hours	3 <input type="checkbox"/> 16-24 hours	3 <input type="checkbox"/> 16-24 hours	3 <input type="checkbox"/> 16-24 hours
4 <input type="checkbox"/> 25-34 hours	4 <input type="checkbox"/> 25-34 hours	4 <input type="checkbox"/> 25-34 hours	4 <input type="checkbox"/> 25-34 hours	4 <input type="checkbox"/> 25-34 hours
5 <input type="checkbox"/> 35-39 hours	5 <input type="checkbox"/> 35-39 hours	5 <input type="checkbox"/> 35-39 hours	5 <input type="checkbox"/> 35-39 hours	5 <input type="checkbox"/> 35-39 hours
6 <input type="checkbox"/> 40 hours	6 <input type="checkbox"/> 40 hours	6 <input type="checkbox"/> 40 hours	6 <input type="checkbox"/> 40 hours	6 <input type="checkbox"/> 40 hours
7 <input type="checkbox"/> 41-48 hours	7 <input type="checkbox"/> 41-48 hours	7 <input type="checkbox"/> 41-48 hours	7 <input type="checkbox"/> 41-48 hours	7 <input type="checkbox"/> 41-48 hours
8 <input type="checkbox"/> 49 hours or more	8 <input type="checkbox"/> 49 hours or more	8 <input type="checkbox"/> 49 hours or more	8 <input type="checkbox"/> 49 hours or more	8 <input type="checkbox"/> 49 hours or more
01 <input type="checkbox"/> Train	01 <input type="checkbox"/> Train	01 <input type="checkbox"/> Train	01 <input type="checkbox"/> Train	01 <input type="checkbox"/> Train
02 <input type="checkbox"/> Bus	02 <input type="checkbox"/> Bus	02 <input type="checkbox"/> Bus	02 <input type="checkbox"/> Bus	02 <input type="checkbox"/> Bus
03 <input type="checkbox"/> Ferry or Tram	03 <input type="checkbox"/> Ferry or Tram	03 <input type="checkbox"/> Ferry or Tram	03 <input type="checkbox"/> Ferry or Tram	03 <input type="checkbox"/> Ferry or Tram
04 <input type="checkbox"/> Taxi	04 <input type="checkbox"/> Taxi	04 <input type="checkbox"/> Taxi	04 <input type="checkbox"/> Taxi	04 <input type="checkbox"/> Taxi
05 <input type="checkbox"/> Car—as driver	05 <input type="checkbox"/> Car—as driver	05 <input type="checkbox"/> Car—as driver	05 <input type="checkbox"/> Car—as driver	05 <input type="checkbox"/> Car—as driver
06 <input type="checkbox"/> Car—as passenger	06 <input type="checkbox"/> Car—as passenger	06 <input type="checkbox"/> Car—as passenger	06 <input type="checkbox"/> Car—as passenger	06 <input type="checkbox"/> Car—as passenger
07 <input type="checkbox"/> Motor bike or motor scooter	07 <input type="checkbox"/> Motor bike or motor scooter	07 <input type="checkbox"/> Motor bike or motor scooter	07 <input type="checkbox"/> Motor bike or motor scooter	07 <input type="checkbox"/> Motor bike or motor scooter
08 <input type="checkbox"/> Bicycle	08 <input type="checkbox"/> Bicycle	08 <input type="checkbox"/> Bicycle	08 <input type="checkbox"/> Bicycle	08 <input type="checkbox"/> Bicycle
09 <input type="checkbox"/> Walked only	09 <input type="checkbox"/> Walked only	09 <input type="checkbox"/> Walked only	09 <input type="checkbox"/> Walked only	09 <input type="checkbox"/> Walked only
10 <input type="checkbox"/> Worked at home	10 <input type="checkbox"/> Worked at home	10 <input type="checkbox"/> Worked at home	10 <input type="checkbox"/> Worked at home	10 <input type="checkbox"/> Worked at home
11 <input type="checkbox"/> Did not go to work	11 <input type="checkbox"/> Did not go to work	11 <input type="checkbox"/> Did not go to work	11 <input type="checkbox"/> Did not go to work	11 <input type="checkbox"/> Did not go to work
12 <input type="checkbox"/> Other	12 <input type="checkbox"/> Other	12 <input type="checkbox"/> Other	12 <input type="checkbox"/> Other	12 <input type="checkbox"/> Other
↓	↓	↓	↓	↓
Please state.....	Please state.....	Please state.....	Please state.....	Please state.....

Please turn to dwelling questions

PLEASE ANSWER QUESTIONS ABOUT THIS DWELLING

H1. How many rooms are there in this dwelling?

- Write the number of each type of room, for example, Bedroom(s).
- Count each room once only.
- A room shared with another household should be counted only by the principal householder.
- Do not count toilets, pantries, laundries, storerooms, halls or corridors.

Number	Type of Room
<input type="text"/>Bedroom(s)
<input type="text"/>Combined lounge/dining room
<input type="text"/>Lounge room
<input type="text"/>Dining room
<input type="text"/>Kitchen
<input type="text"/>Bathroom
<input type="text"/>Family room
<input type="text"/>Study
<input type="text"/>Other rooms (please state)

H2. How many registered motor vehicles owned or used by members of this household were garaged or parked at or near this dwelling for the night of Monday, 30 June 1986?

- Exclude motor bikes, motor scooters, tractors.
- Include company vehicles kept at home.

0 None
 1 1 motor vehicle
 2 2 motor vehicles
 3 3 motor vehicles
 4 4 motor vehicles or more

Go to Question H3 

H3. Is this dwelling rented by you or any usual member of this household?

1 No

2 Yes

To whom is rent paid?

3 State Housing Authority
 4 Other Government Agency
 5 Other

What is the weekly rent?

\$..... per week.

Is this dwelling rented furnished or unfurnished?

1 Furnished
 2 Unfurnished

Is this dwelling owned (or being bought) by you or any usual member of this household?

6 Yes, owned (paid-off)
 7 Yes, being bought
 8 No

If being bought:

What monthly payment (or average monthly payment) is being made on the loan(s) for this dwelling?

\$..... per month.

Go to Question H4 

For a household with more than 8 persons,
please contact the Census Collector.

PERSON 4	PERSON 5	PERSON 6	PERSON 7	PERSON 8
Christian or given name	Christian or given name	Christian or given name	Christian or given name	Christian or given name
Surname	Surname	Surname	Surname	Surname
7 <input type="checkbox"/> Male 8 <input type="checkbox"/> Female	7 <input type="checkbox"/> Male 8 <input type="checkbox"/> Female	7 <input type="checkbox"/> Male 8 <input type="checkbox"/> Female	7 <input type="checkbox"/> Male 8 <input type="checkbox"/> Female	7 <input type="checkbox"/> Male 8 <input type="checkbox"/> Female
..... years..... months years..... months years..... months years..... months years..... months

This *dwelling* is the place (house, flat etc.) in
which your household spent Census Night.

H4. Are there any persons who usually live in this household who
were not present on the night of Monday, 30 June 1986?

- 5 No
6 Yes → Please complete details below for each person absent

	<input type="checkbox"/>	<input type="checkbox"/>	<input type="checkbox"/>
Name of each person who usually lives in this household but was not present on the night of Monday, 30 June 1986:	Christian or given name	Christian or given name	Christian or given name
	Surname	Surname	Surname
Sex: • Tick one box for each person absent.	<input type="checkbox"/> Male <input type="checkbox"/> Female	<input type="checkbox"/> Male <input type="checkbox"/> Female	<input type="checkbox"/> Male <input type="checkbox"/> Female
Age: • In years and completed months. • If age is less than one year write "0" years and the number of completed months. years..... months years..... months years..... months
What is each person's relationship to Person 1 (as listed on page 1)? • For example, husband, daughter, mother, son-in-law, sister, grandson.	Relationship to Person 1	Relationship to Person 1	Relationship to Person 1
What is each person's present marital status?	<input type="checkbox"/> Never married <input type="checkbox"/> Married <input type="checkbox"/> Separated but not divorced <input type="checkbox"/> Divorced <input type="checkbox"/> Widowed	<input type="checkbox"/> Never married <input type="checkbox"/> Married <input type="checkbox"/> Separated but not divorced <input type="checkbox"/> Divorced <input type="checkbox"/> Widowed	<input type="checkbox"/> Never married <input type="checkbox"/> Married <input type="checkbox"/> Separated but not divorced <input type="checkbox"/> Divorced <input type="checkbox"/> Widowed
Is the person a full-time student?	<input type="checkbox"/> Yes, full-time student <input type="checkbox"/> No	<input type="checkbox"/> Yes, full-time student <input type="checkbox"/> No	<input type="checkbox"/> Yes, full-time student <input type="checkbox"/> No

PLEASE CHECK YOU HAVE NOT MISSED
ANY PAGES OR QUESTIONS

THANK YOU FOR YOUR CO-OPERATION

AUSTRALIAN STATISTICIAN



COLLECTOR'S USE ONLY

C1. What type of structure best describes this dwelling?

- 01 Separate house
- 02 Semi-detached house
- 03 Row or terrace house
- 04 Medium density housing
- 05 Flat, unit in building over three storeys
- 06 Caravan, tent, cabin etc. in caravan park
- 07 Caravan not in caravan park; houseboat etc.
- 08 Improvised home
- 09 House or flat attached to a shop, office etc.

C2. If dwelling unit is unoccupied, why is it unoccupied?

- 10 For sale
- 11 To let (other than holiday home)
- 12 Newly completed and awaiting occupancy
- 13 Vacant for repairs or alterations
- 14 Holiday home
- 15 Condemned or awaiting demolition
- 16 Usual resident temporarily absent
- 17 Other

↓
Please state.....

APPENDIX C

INQUIRIES

NEW SOUTH WALES

Information Services
 St Andrew's House
 Sydney, N.S.W. 2000
 (Box 796, G.P.O. Sydney 2001)
 Phone (02) 268 4611
 Telex AA20819
 Minerva Box ABS187

VICTORIA

Information Services
 Commonwealth Banks Building
 Cnr Elizabeth and Flinders Streets
 Melbourne, VIC. 3000
 (Box 2796Y, G.P.O. Melbourne 3001)
 Phone (03) 652 6192
 Telex AA30086
 Minerva Box ABS257

QUEENSLAND

Information Services
 313 Adelaide Street
 Brisbane, QLD 4000
 (Box 1160, G.P.O. Brisbane 4001)
 Phone (07) 222 6351
 Telex AA40271
 Minerva Box ABS359

WESTERN AUSTRALIA

Information Services
 Merlin Centre
 30 Terrace Road
 Perth, W.A. 6000
 (Box K881, G.P.O. Perth 6001)
 Phone (09) 323 5140
 Telex AA92041
 Minerva Box ABS588

SOUTH AUSTRALIA

Information Services
 Capita Centre
 10-20 Pulteney Street
 Adelaide, S.A. 5000
 (Box 2272, G.P.O. Adelaide 5001)
 Phone (08) 228 9439
 Telex AA82106
 Minerva Box ABS454

TASMANIA

Information Services
 Australian Government Centre
 10th Floor, 188 Collins Street
 Hobart, TAS. 7000
 (Box 66A, G.P.O. Hobart 7001)
 Phone (002) 20 9409
 Telex AA58098
 Minerva Box ABS657

NORTHERN TERRITORY

The Statistician-Northern Territory
 6th Floor, MLC Building
 81 Smith Street
 Darwin, N.T. 5790
 (Box 3796, P.O. Darwin 5794)
 Phone (089) 81 5222
 Telex AA85075
 Minerva Box ABS708

AUSTRALIAN CAPITAL TERRITORY

Information Services
 Australian Bureau of Statistics
 Unit 5, Cameron Offices
 Belconnen, A.C.T. 2617
 (Box 10, P.O.
 Belconnen, A.C.T. 2616)
 Phone (062) 52 6627
 Telex AA62020
 Minerva Box ABS875

WESTERN AUSTRALIA 1986 CENSUS

SCALE 1:10 000 000
0 100 200 300 400 500 Kilometres



10 SOUTH WEST

PRESTON 10

3290

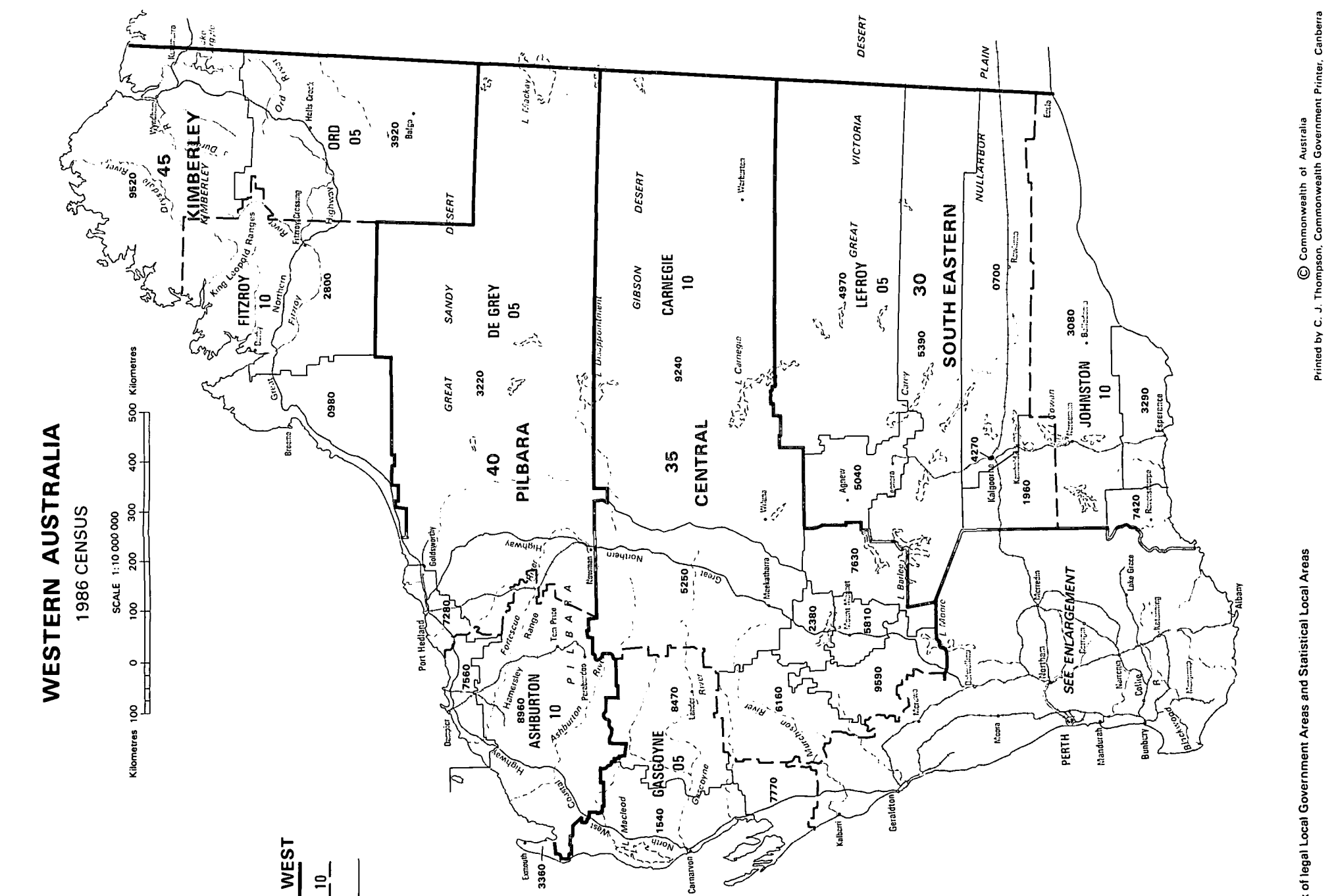
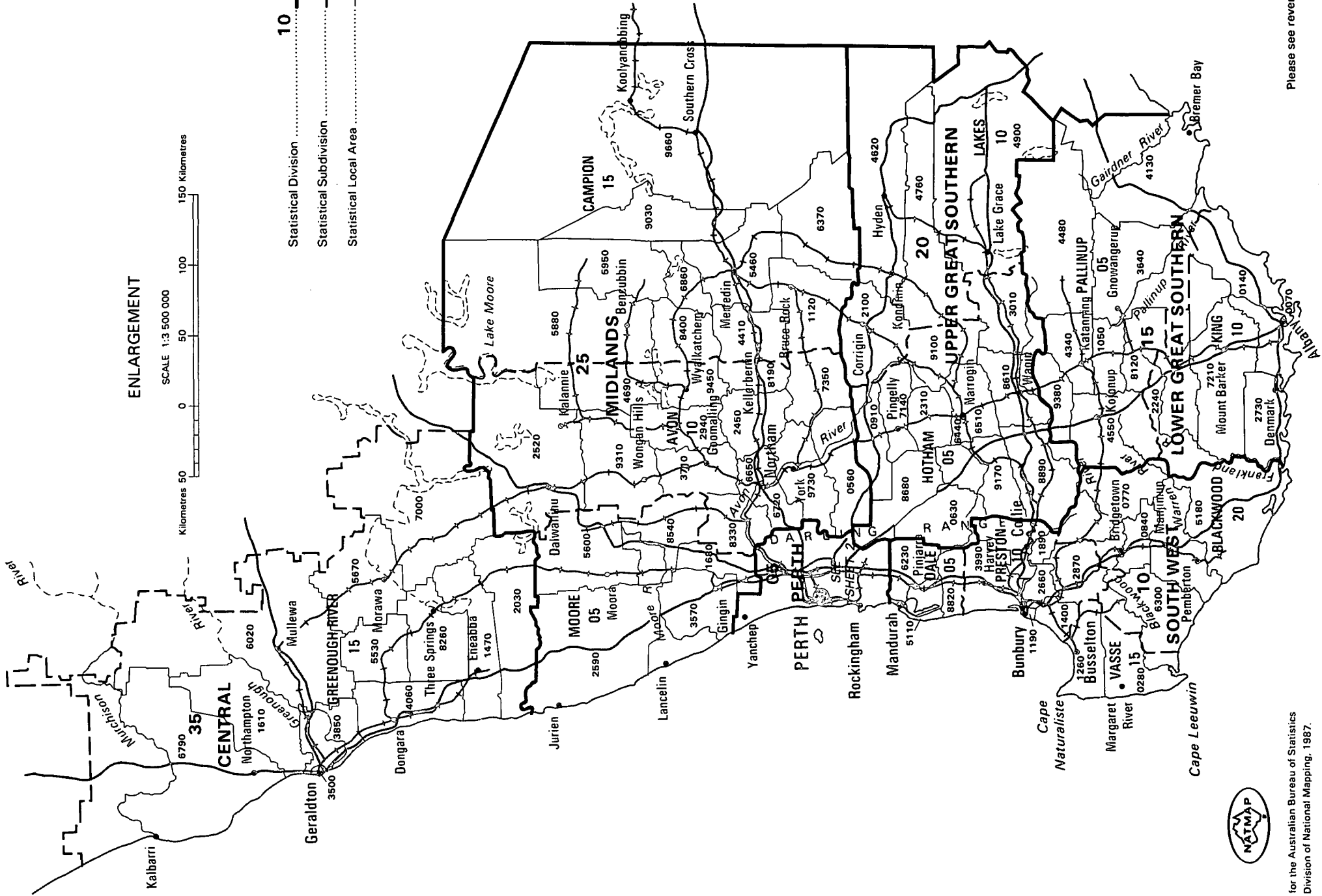
Statistical Division

Statistical Subdivision

Statistical Local Area

ENLARGEMENT

SCALE 1:3 500 000
0 50 100 150 Kilometres



Prepared for the Australian Bureau of Statistics
by the Division of National Mapping, 1987.

Please see reverse for index of legal Local Government Areas and Statistical Local Areas

© Commonwealth of Australia
Printed by C. J. Thompson, Commonwealth Government Printer, Canberra

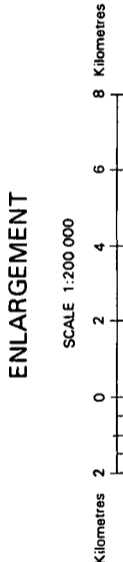
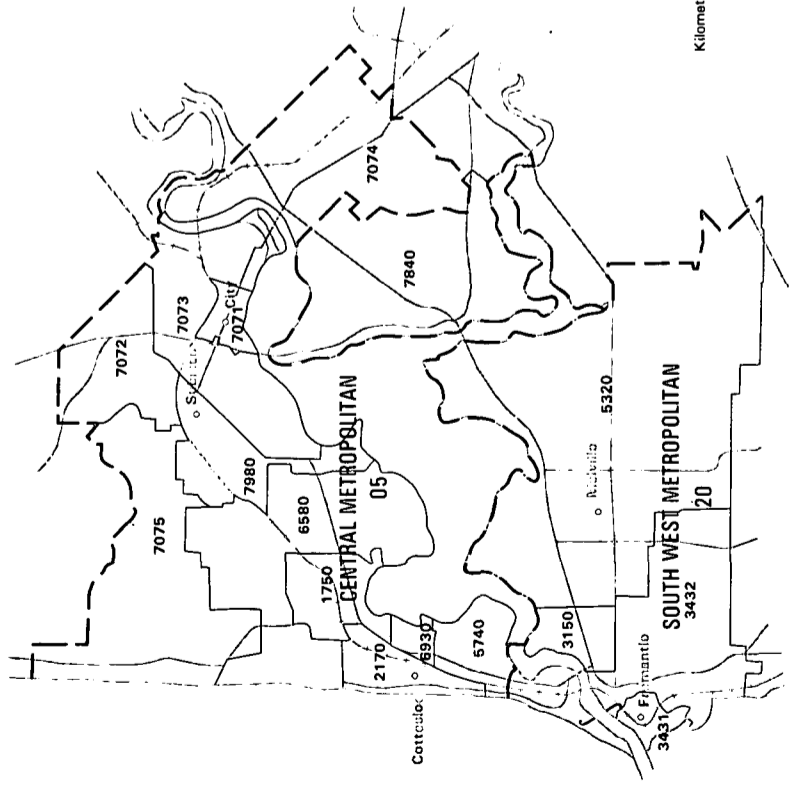
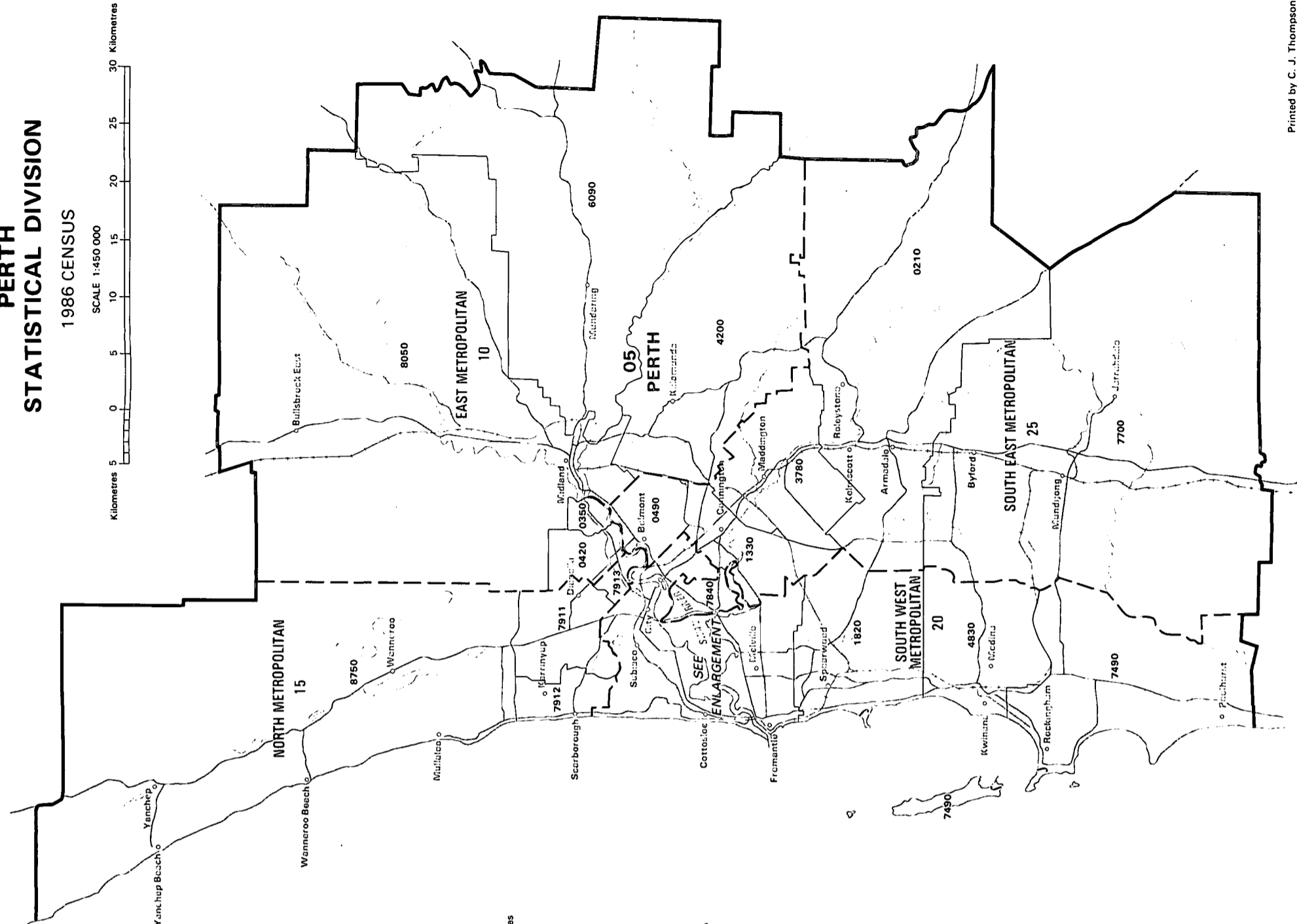

STATISTICAL LOCAL AREAS

LGA	SLA	NAME
0070	0070	Albany (T)
0140	0140	Albany (S)
0280	0280	Augusta - Margaret River (S)
0560	0560	Beverly (S)
0630	0630	Boddington (S)
0700	0700	Boulder (S)
0770	0770	Boyup Brook (S)
0840	0840	Bridgetown - Greenbushes (S)
0910	0910	Brookton (S)
0980	0980	Broome (S)
1050	1050	Broomehill (S)
1120	1120	Bruce Rock(S)
1190	1190	Bunbury (C)
1260	1260	Busselton (S)
1400	1400	Capel (S)
1470	1470	Carramah (S)
1540	1540	Carravon (S)
1610	1610	Chapman Valley (S)
1680	1680	Chittering (S)
1890	1890	Collie (S)
1960	1960	Coolgardie (S)
2030	2030	Coorow (S)
2100	2100	Corrigin (S)
2240	2240	Cranbrook (S)
2310	2310	Cuballing (S)
2380	2380	Cue (S)
2450	2450	Cunderdin (S)
2520	2520	Dalwallinu (S)
2590	2590	Dandaragan (S)
2660	2660	Dardanup (S)
2730	2730	Denmark (S)
2800	2800	Derby - West Kimberley (S)
2870	2870	Donnybrook - Balingup (S)
2940	2940	Dowerin (S)
3010	3010	Dumbleyung (S)
3080	3080	Dundas (S)
3220	3220	East Pilbara (S)
3290	3290	Esperance (S)
3360	3360	Exmouth (S)
3500	3500	Geraldton (T)
3570	3570	Gingin (S)
3640	3640	Gnowangerup (S)
3710	3710	Goomalling (S)
3850	3850	Greenough (S)
3920	3920	Halls Creek (S)
3990	3990	Harvey (S)
4060	4060	Irwin (S)
4130	4130	Jerramungup (S)
4270	4270	Kalgoorlie (T)
4340	4340	Katanning (S)
4410	4410	Kellerberrin (S)
4480	4480	Kent (S)
4550	4550	Kojonup (S)
4620	4620	Kondinin (S)
4690	4690	Koorda (S)
4760	4760	Kulin (S)
4900	4900	Lake Grace (S)

STATISTICAL LOCAL AREAS

LGA	SLA	NAME
4970	4970	Laverton (S)
5040	5040	Leonora (S)
5110	5110	Mandurah (S)
5180	5180	Manjimup (S)
5250	5250	Meekatharra (S)
5390	5390	Menzies (S)
5460	5460	Merredin (S)
5530	5530	Milingew (S)
5600	5600	Moora (S)
5670	5670	Morawa (S)
5810	5810	Mount Magnet (S)
5880	5880	Mount Marshall (S)
5950	5950	Mukinbudin (S)
6020	6020	Mullewa (S)
6160	6160	Murchison (S)
6230	6230	Murray (S)
6300	6300	Nannup (S)
6370	6370	Narembeen (S)
6440	6440	Narrogin (T)
6510	6510	Narrogin (S)
6650	6650	Northam (T)
6720	6720	Northam (S)
6790	6790	Northampton (S)
6860	6860	Nungarin (S)
7000	7000	Perenjori (S)
7140	7140	Pingelly (S)
7210	7210	Plantagenet (S)
7280	7280	Port Hedland (S)
7350	7350	Quairading (S)
7420	7420	Ravensthorpe (S)
7560	7560	Roebourne (S)
7630	7630	Sandstone (S)
7770	7770	Shark Bay (S)
8120	8120	Tambellup (S)
8190	8190	Tammin (S)
8260	8260	Three Springs (S)
8330	8330	Toodyay (S)
8400	8400	Trayning (S)
8470	8470	Upper Gascoyne (S)
8540	8540	Victoria Plains (S)
8610	8610	Wagin (S)
8680	8680	Wandering (S)
8820	8820	Waroona (S)
8890	8890	West Arthur (S)
8960	8960	West Pilbara (S)
9030	9030	Westonia (S)
9100	9100	Wickepin (S)
9170	9170	Williams (S)
9240	9240	Wiluna (S)
9310	9310	Wongan - Ballidu (S)
9380	9380	Woodanilling (S)
9450	9450	Wyalkatchem (S)
9520	9520	Wyndham - East Kimberley (S)
9590	9590	Yalgoo (S)
9660	9660	Yilgarn (S)
9730	9730	York (S)
9779	9779	Off - Shore Areas & Migratory

PERTH STATISTICAL DIVISION 1986 CENSUS



STATISTICAL LOCAL AREAS

LGA	SLA	NAME	LGA	SLA	NAME
0210	0210	Armadale (C)	7490	7490	Rockingham (S)
0350	0350	Bassendean (T)	7700	7700	Serpentine - Jarrahdale (S)
0420	0420	Bayswater (S)	7840	7840	South Perth (C)
0490	0490	Belmont (C)	7910	7910	Stirling (C)
1330	1330	Canning (C)	7911	7911	Stirling (C) - Central
1750	1750	Claremont (T)	7912	7912	Stirling (C) - West
1820	1820	Cockburn (C)	7913	7913	Stirling (C) - South - Eastern
2170	2170	Cottesloe (T)	7980	7980	Subiaco (C)
3150	3150	East Fremantle (T)	8050	8050	Swan (S)
3430	3430	Fremantle (C)	8750	8750	Wanneroo (C)
		Fremantle (C) - Inner			
		Fremantle (C) - Remainder			
3780	3780	Gosnells (C)			
4200	4200	Kalamunda (S)			
4830	4830	Kwinana (T)			
5320	5320	Meiville (C)			
5740	5740	Mosman Park (T)			
6090	6090	Mundaring (S)			
6580	6580	Nedlands (C)			
6930	6930	Peppermint Grove (S)			
7070	7070	Perth (C)			
		Perth (C) - Inner			
		Perth (C) - North			
		Perth (C) - Outer			
		Perth (C) - South			
		Perth (C) - Wembley - Coastal			

Statistical Division	05 PERTH
Statistical Subdivision	EAST METROPOLITAN 10
Statistical Local Area	6090

